

DISCLAIMER

Electronic versions of the exhibits in these minutes may not be complete.

This information is supplied as an informational service only and should not be relied upon as an official record.

Original exhibits are on file at the Legislative Counsel Bureau Research Library in Carson City.

Contact the Library at (775) 684-6827 or library@lcb.state.nv.us.



promoting access to affordable, comprehensive & quality health care for Nevada's underserved populations

Federally Qualified Health Centers Save Lives and Dollars!

Nevada FQHC Patients, 2006

- Nevada's community health centers served more than 68,700 patients with over 192,000 total patient visits last year.
- Around 56% of the patients were uninsured and 28% used Medicaid, Medicare, or Nevada Check-Up.

Nevada's Uninsured Rate, 2006

- Around 450,000 (17.1%) Nevadans were uninsured for the entire year, which translates to an additional 100,000 uninsured people since 2000

Cost-Effective Care

Care received at health centers is ranked among the most cost-effective. Health centers are credited with reducing hospitalizations, inpatient days, and ER use – *generating significant returns on investment while improving community health.*

- **Saves money from the Medicaid program**
Health centers save the Medicaid program roughly 30% in annual spending per Medicaid beneficiary due to lower specialty care referrals, ER visits, hospital admissions, and prescription drug costs.
- **Reduces avoidable emergency room visits and costs**
In 2006, Nevada's health system & taxpayers wasted \$112,928,929 in expenditures on avoidable Emergency Room visits. Nationally, patients who lived in underserved areas with a health center had 5.8 fewer preventable hospitalizations per 1,000 people over 3 years than patients who lived in areas that did not have a health center.
- **Provides more effective management of chronic illnesses**
Health centers' efforts have improved health outcomes and lowered the costs of treating patients with chronic illnesses.


These funds would allow Nevada's community health centers to potentially build or expand between 4 to 20 new health center sites across the state, each serving anywhere from 300 to over 10,000 patients, depending on location and types of services offered.

web: www.gbpc.org email: healthcare@gbpc.org

Corporate Office: 515 West Fourth Street Carson City, NV 89703 775 887-0417
Clark County Office: 6830 W Oahuendo Road Suite 100 Las Vegas, NV 89118 702 948-0300

EXHIBIT E Senate Committee on Finance

Date: 05/08/2007 Page 1 of 5



Legislative Priorities

SUPPORT THE SAFETY-NET

Key Indicators

- 8th highest uninsured rate in the country
- Federally Qualified Health Centers reduce emergency room visits and decrease expenditures for the Medicaid program

Solution

- Create a funding pool for FQHC's and FQHC look-alikes to expand services and increase patient capacity
- Allocate funds to further develop Nevada's two specialty care programs, i.e., AccessHealth in Southern Nevada and Access to Health Care in Northern Nevada

INCREASE ACCESS TO ORAL HEALTH CARE

Key Indicators

- 48th for the rate of dentists
- 67% of Nevada children aged 6-8 years old have experienced dental caries

Solution

- Support efforts to increase access to dental care for all Nevadans
- Expand loan repayment opportunities for students seeking graduate and undergraduate degrees in dental care professions
- Provide incentives to dental providers to serve the underserved and uninsured



E-2

EXPAND MEDICAID

Key Indicators

- 50th for the percent of the population enrolled in Medicaid
- 50th for the estimated per capita Medicaid expenditures
- 3rd highest uninsured rate for children

Solution

- Expand Medicaid eligibility requirements
- Establish a Medicaid electronic application
- Increase Medicaid and Nevada Check-Up enrollment by allocating more funding for outreach activities

PROVIDE INCENTIVES FOR MEDICAL PROFESSIONALS

Key Indicators

- 46th for the rate of physicians in primary care
- 48th for the rate of registered nurses

Solution

- Provide incentives to medical providers to serve the underserved and uninsured
- Expand loan repayment opportunities for students seeking graduate and undergraduate degrees in health care professions
- Establish and expand telemedicine programs across the state

It's A Fact:

Over 50% of our patients are uninsured. Po

How Do We Benefit Nevada's Communities

GBPCA Member FQHC's serving Nevadans:

Reno Territory

Gerlach Medical Center
Health Access Washoe County
HAWC Homeless Outreach Clinic
HAWC Dental South
Pyramid Lake Health Center
Reno Sparks Tribal Health Center
Sierra Family Health Center
Washoe Tribal Health Center

Las Vegas Territory

LV Paiute Health & Human Services
Cambridge Community Health Center
Martin Luther King Family Health Ctr
North LV Family Health Center
Canyonlands Community Health Center
Las Vegas Outreach Clinic
Downtown Outreach Clinic
NVHC OB/GYN
Roy Martin Middle School Health Ctr
CP Squires Elem School Health Ctr
Valley High School Health Center
Moapa Health Station

Cowboy Country

Carlin Community Health Center
Crescent Valley Community Health Ctr
Jackpot Medical Center
Wendover Community Health Center
Elko Southern Bands Tribal Center

Pony Express Trail

Austin Medical Clinic
Ely Shoshone/Neve Medical Center
Eureka Medical Clinic
Fallon Tribal Health Center

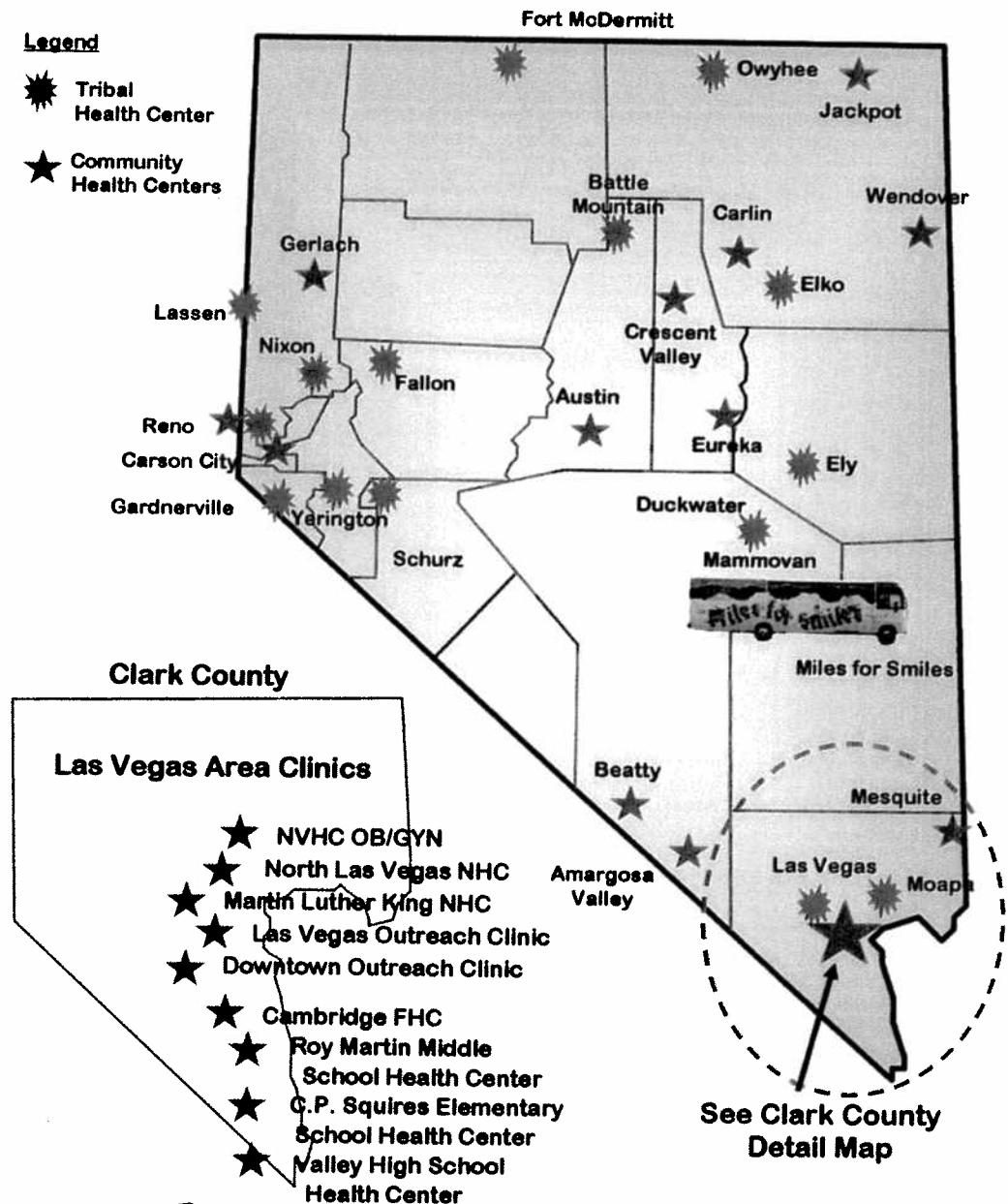
Pioneer Territory

Armagosa Valley Medical Center
Beatty Medical Center
Duckwater Health Center
Walker River Tribal Clinic
Yerington Paiute Tribal Clinic

- **Cost effective** preventative and primary care services which reduce expensive emergency, specialty, and hospital services
- **Improved health** status through increased access to basic care for underserved and uninsured people
- **Efficient services** through the integrated care of physicians, dentists, mid-levels, behavioral health providers, pharmacists and allied health professions

Legend

- ☼ Tribal Health Center
- ★ Community Health Centers



Safety-Net on the Edge

Nevada is in the middle of a health care crisis. We have the fourth highest uninsured rate in the country. We are 50th for the estimated per capita expenditures in the Medicaid program & 48th for the rate of physicians in primary care.

We Need Your Help!

This means that hundreds of thousands of Nevadans are struggling to find a physician who will see them, or even worse, they are using the Emergency Room as their main source of health care. Fortunately, we now have the tools to address this looming problem; we just need to find a way to fund those tools. Supporting federally qualified health centers, expanding the Medicaid program, and providing incentives for physicians and dentists to practice in Nevada are the most cost-efficient methods to bring high quality health care to Nevada, and we are asking for your help in doing so!



Safety-Net Providers for Nevada

An entity is classified as part of the health care safety-net if it provides care to residents, regardless of income, insurance status, health status, employment status, or any other characteristic unrelated to the need for health care. It also offers a sliding fee schedule that is adjusted for family income and size.

PLEASE CONTACT

GREAT BASIN PRIMARY CARE ASSOCIATION

OR VISIT WWW.GBPCA.ORG

FOR MORE INFORMATION.

(388)

515 West 4th Street
Carson City, Nevada 89703
Phone: 775-887-0417
Fax: 775-887-3562

6830 W. Oquendo Road, Suite 100
Las Vegas, Nevada 89118
Phone: 702-948-0300
Fax: 702-948-0310

BOARD OF DIRECTORS

Dr. Richard Skelskey, President
Steven Hansen, Secretary-Treasurer
Dr. Michael Rodolico, CHC Representative
Kenny Richardson, Tribal Representative
Pat Elzy, Associate Representative
Dr. Carl Heard, Clinical Representative

ORGANIZATIONAL MEMBERS

Battle Mountain Band Council Health Center
Canyonlands Community Health Center
Clinica Sierra Vista
Duckwater Health Center
Duck Valley Health Center
Elko Southern Bands Tribal Center
Ely Shoshone Tribe/Newe Medical Clinic
Fallon Tribal Health Clinic
Ft. McDermitt Health Station
Health Access Washoe County
Lassen Indian Health Center
Las Vegas Paiute Tribe Health & Human Svcs
Moapa Health Station
Nevada Health Centers, Inc.
Owyhee Community Health Facility
Pyramid Lake Tribal Health Clinic
Reno/Sparks Tribal Health Center
Southern Bands Health Center
Walker River Tribal Health Clinic
Washoe Tribal Health Center
Yerington Paiute Tribal Clinic

ASSOCIATE MEMBERS

Access to Healthcare Network
Bristlecone Family Resources
Clark County Oral Health Coalition
Clark County Social Services
Culinary Health Fund
Health Smart
Healthy Smiles Family Dentistry, Inc.
Helping Kids-Clinic Without Walls
Indian Health Board of Nevada
Inter-Tribal Council of Nevada
Nevada Covering Kids and Families
Nevada Dental Association
Nevada Dental Hygienists Association
Nevada Legal Services
Nevada Office of Rural Health
Nevada Public Health Foundation
Nevada Urban Indians
Northern Nevada HOPES
Orvis Nursing Center
Planned Parenthood Mar Monte
Primex Clinical Laboratories
Silver Springs Hospital District
Step 2, Inc.
The Bridge Center
The Medicine Cabinet
Western Interstate Commission for
Higher Education - WICHE

E-5

GBPCA STAFF

Patricia Durbin
Executive Director
Karen Stitt
Chief Financial Officer
Jennifer Benedict
Public Policy Analyst
Misty Levis
Communications Manager
Dalene Altamirano
Executive Assistant & Grants Manager
Pam Talas
Indian Health Liaison
Sean Brooks
Server Administrator & IT Developer
Linda Candelari
Community Development Associate
Margarita Wharton
AccessHealth
Continuity of Care Coordinator
Giselle Wolfe
AccessHealth
Bilingual Member Representative
Belinda Olson
AccessHealth Administrative Assistant
Lourdes Chavez
AccessHealth
Eligibility & Enrollment Specialist

Nevada's Federally Qualified Health Centers: Making Every Dollar Count

Caring for Nevada's Medically Underserved

The state network of Community Health Centers provides high quality and affordable primary and preventative care to nearly 90,000 low income and medically underserved patients. Health centers being culturally appropriate care to 1 in 5 low income, uninsured individuals and 1 and 1 in 9 Medicaid beneficiaries. Research shows that the quality of their care is as good as or better than the quality of care at other providers. Health centers reduce the need for more expensive in-patient and specialty care services as well as lower Emergency Room (ER) visits, saving millions of tax payer dollars each year.

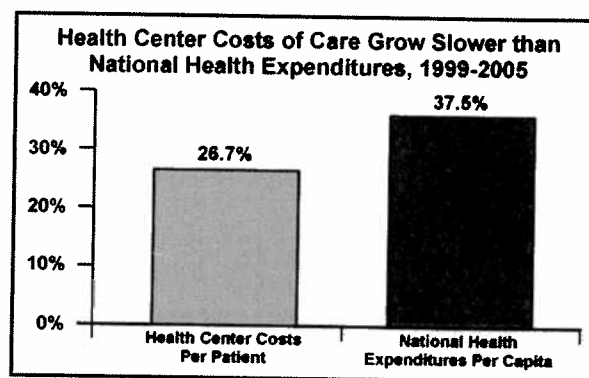
Health Care Homes Save Lives and Dollars

When patients have an established health care home, they have improved odds for good health. They receive continuous primary health care services that reduce the risk of new health problems and manage chronic disease. This results in fewer hospitalizations and visits to the ER, and reduces the need for specialty care services. Moreover, regular use of a primary health care provider is directly linked to lower morbidity and reduced health care costs. Health centers provide health care homes for vulnerable populations who would otherwise not have access to primary care and preventive services, such as immunizations, health education, mammograms, pap smears and other screenings.

In fact, low income, uninsured health center users are also *much more likely to have a usual source of care than the uninsured nationally.*

Lower Costs of Care

Health centers' average annual cost of care is \$515 per patient, or about \$1.40 a day per patient served. This is 10 times less than the average per capita spending on personal health care, despite the fact that health centers include an array of enabling services such as case management, transportation, translation, and health education. Many health centers also provide dental, behavioral health, and pharmacy services. In addition as show below, health center per patient costs grows slower than national per capita health expenditures.



Cost Effective Care

Care received at health centers is ranked among the most cost-effective. Health centers are credited with reducing hospitalizations, inpatient days, and ER use - generating significant returns on investment while improving community health. In addition, health centers serve as a catalyst of economic stimulation further speaking to their community benefit.

- Medicaid savings.** Several studies found that health centers save the Medicaid program roughly 30% in annual spending per Medicaid beneficiary due to lower specialty care referrals, ER visits, hospital admissions and prescription drug costs. Recently Falik and colleagues found that health center Medicaid beneficiaries were 11% less likely to be hospitalized and 19% less likely to use the ER for preventive conditions Compared to Medicaid beneficiaries seen by other providers. Health centers therefore generate significant savings in combined federal and state Medicaid expenditures.
- Effective Management of Chronic Illness.** Health centers' efforts have improved health outcomes and lowered the cost of treating patients with chronic illnesses. In a recent study in South Carolina, health center Medicaid patients with diabetes cost \$400 less per patient than diabetic Medicaid patients treated by family practice physicians, despite having more office visits per patient as well as more patients with multiple chronic diseases. Lower ER and hospital visits, as well as lower costs for specialists, labs, and other services, were responsible for these savings. Average payments per hospitalization were \$1100 less for health center patients than family practice physician patients.
- Preventing Avoidable Hospitalizations and Emergency Department Visits.** Patients living in underserved areas with a health center have 5.9 fewer preventable hospitalizations per 1,000 people over 3 years than patients who live in areas that do not have a health center. If avoidable visits to ERs were redirected to health centers, the state could save over \$112,928,929 in annual health care costs.

New Uninsured Data

view report in its entirety at:
<http://www.gbpc.org/uninsured>

The percentage of uninsured persons in Nevada is estimated to be 17.1%, combined with the state's population growth, this means that an estimated 449,749 persons are without insurance for the entire year.

The trend in total population uninsured:

15.8% in 2002
 16.6% in 2004
 17.1% in 2006