



# **NSHE**

# **New Legislator Briefing**

**December 10, 2014**

# Today's Presentation

## **NSHE Overview**

- Who we are, what we do, and where we are heading

## **NSHE Accountability and Performance**

- Closing the Achievement Gap
  - Creating opportunities for student success
- Workforce Development
  - Skills Certificates
  - Workforce Alignment
- Grants and Sponsored Projects

## **Nevada's Future**

- Reinvestment in Higher Education
- 2015 Legislative Priorities

# NSHE Overview



# NSHE Administration

Eight institutions serving more than 106,000 students, 5,600 faculty, governed by a 13-member elected Board of Regents

## Nevada Board of Regents

- Kevin J. Page, Chair
- Rick Trachok, Vice Chair
- Dr. Andrea Anderson
- Robert J. Blakely
- Cedric Crear
- Mark W. Doubrava, M.D.
- Jason Geddes, Ph.D.
- Ron Knecht
- James Dean Leavitt
- Kevin C. Melcher
- Dr. Jack Lund Schofield
- Allison Stephens
- Michael B. Wixom

## System Administration

- Daniel J. Klaich, Chancellor

## NSHE Presidents

- Mr. Chester Burton (WNC)
- Dr. Mark Curtis (GBC)
- Dr. Marc Johnson (UNR)
- Mr. Bart Patterson (NSC)
- Dr. Michael Richards (CSN)
- Dr. Maria Sheehan (TMCC)
- Mr. Donald Snyder (UNLV)
- Dr. Stephen Wells (DRI)

## Two Research Universities (UNLV & UNR)

- Offer education from the baccalaureate through the master's and doctoral levels
- Provide comprehensive research opportunities
- Strive to make significant contributions to new knowledge, economic development and the culture of the state
- Combined preliminary student headcount of 47,949 in Fall 2014

## One State College (NSC)

- Established to provide four-year degrees that meet critical shortage areas in Nevada's workforce (nursing & teaching)
- Preliminary student headcount of 3,555 students in Fall 2014

### Four Community Colleges (CSN, GBC, TMCC, WNC)

- Comprehensive community colleges offering two-year associate degrees including transfer and occupational programs
- Opportunity to offer select baccalaureate degrees (GBC); dental hygiene (CSN); construction technology (WNC)
- Offer remedial/developmental education
- Provide occupational training and certification
- Encourage continued education and personal enrichment
- **Nevada College Collaborative:** formed to identify opportunities for shared services, manage talent sharing, and facilitate collaborative purchasing that will help the colleges utilize scarce resources more effectively and efficiently.
- Combined preliminary student headcount of 55,286 in Fall 2014

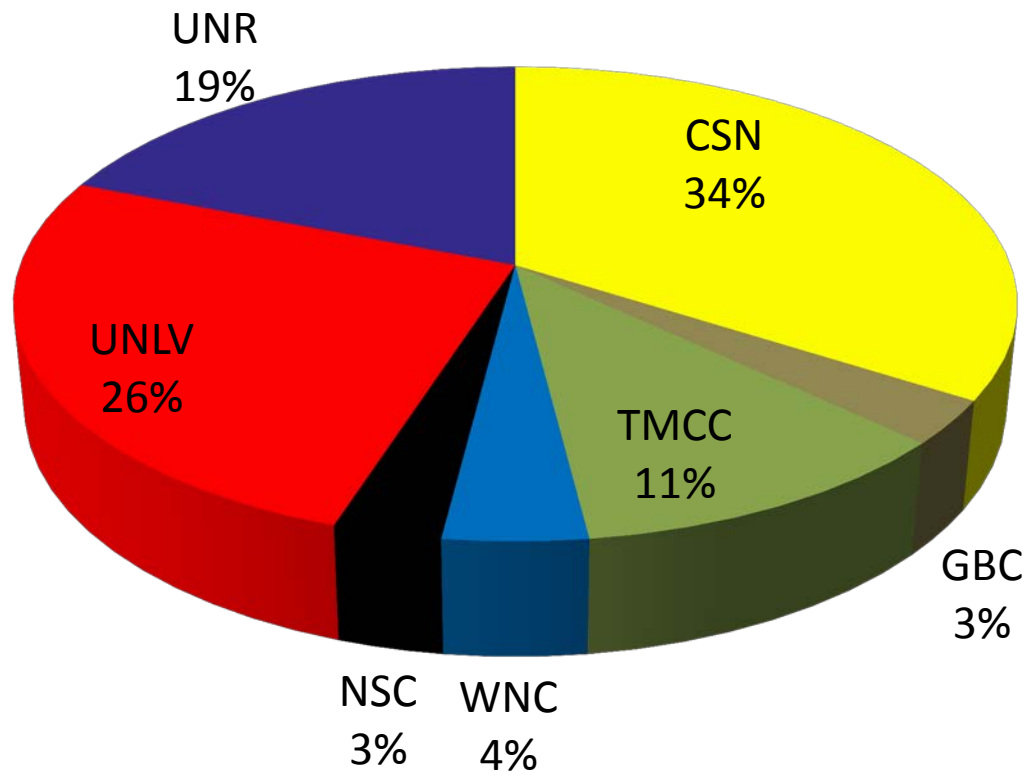
### One Research Institute (DRI)

- Environmental research arm of the NSHE
- Global leader in conducting cutting-edge applied research in air, land and life, and water quality across Nevada, the United States and on every continent
- Engages in fundamental and problem-oriented research within an entrepreneurial and academic culture
- Partner with IBM and other stakeholders in the Nevada Center of Excellence (COE) which explores water issues while improving Nevada's economic diversification and expansion, and workforce development
- Conducts more than \$50 million in environmental research each year
- Employs more than 350 research faculty and support staff

## Student Headcount Distribution

### Preliminary Fall 2014

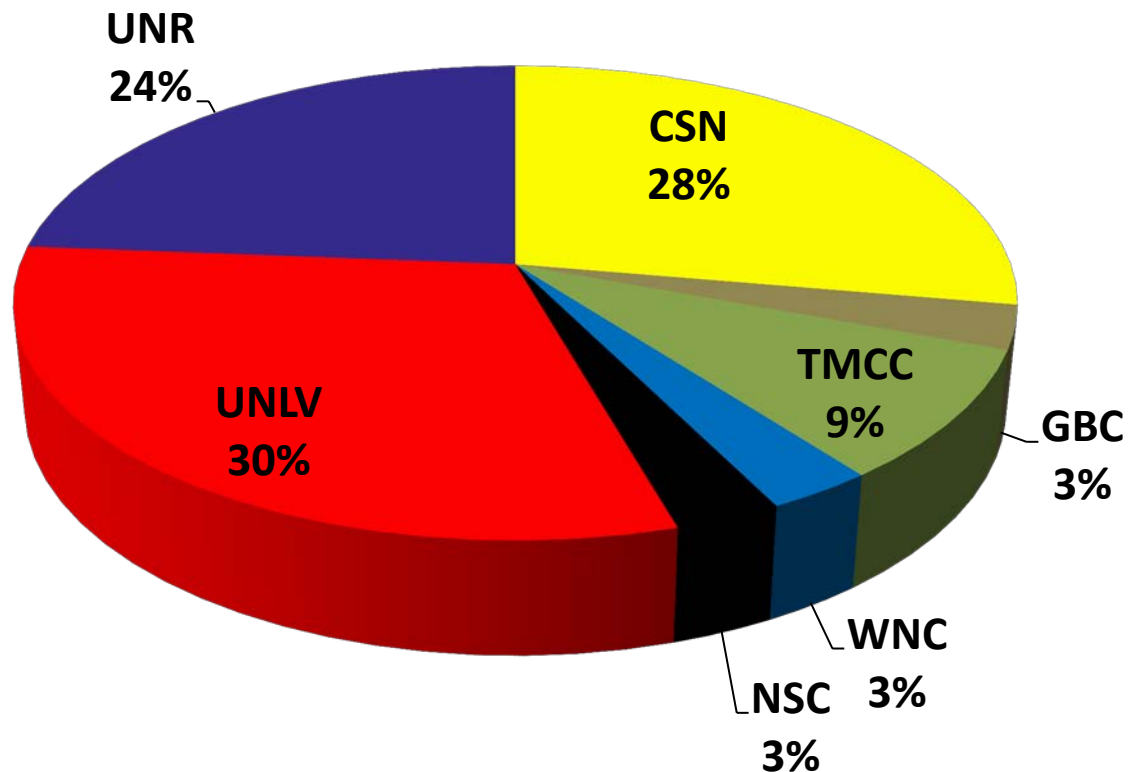
- **Headcount Enrollment:** Students enrolled in at least one credit course.
- Community colleges comprise 52 percent of preliminary total headcount enrollment in Fall 2014



# Student FTE Distribution

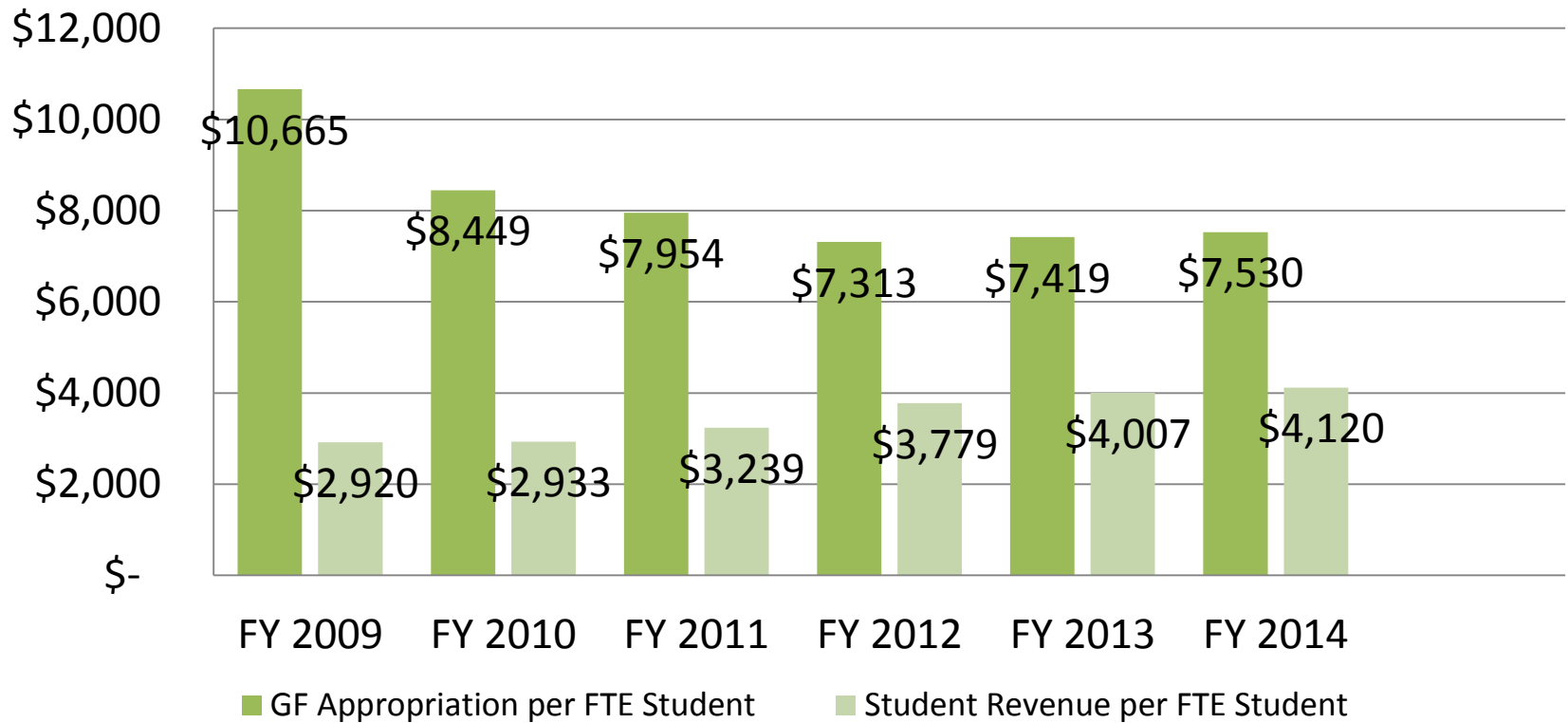
Preliminary Fall 2014

- **Full-time Equivalent (FTE):** Measure of student workload
- One FTE is equal to student enrollment in 15 undergraduate, 12 master's, or 9 doctoral academic credit hours per semester.
- The universities comprise 54 percent of system FTE in Fall 2014.



## NSHE OVERVIEW

### NSHE: General Fund Appropriation vs. Student Revenue per FTE FY 2009 - FY 2014



FY 2009 Legislatively Approved Budget

FY 2010 Actual Revenue; GF appropriation includes ARRA Funding

FY 2011 – FY 2014 Actual GF and Student Revenue



# **Highlighting NSHE Accountability & Performance**

## Complete College America

- **For a strong economy, the skills gap must be closed.**

**58%**

By 2020, jobs in Nevada requiring a career certificate or college degree

**28%**

Nevada adults who currently have an associate degree or higher

**30%**

**The Skills Gap**

- Complete College America is an alliance of states committed to significantly increasing the number of students successfully completing college and achieving degrees and credentials of value in the labor market and closing attainment gaps for traditionally underrepresented populations by 2020.

Source: *Time is the Enemy*, Complete College America, 2011

## Number of Degrees and Certificates Awarded

	2007-08	2008-09	2009-10	2010-11	2011-12	5-year Percent Change
Certificates (30+ credits)	301	341	390	623	540	49.5%
Skills Certificates	--	--	--	--	--	--
Associates degrees	2,936	3,054	3,377	3,811	3,853	31.2%
Bachelor's degrees	6,058	6,231	6,251	6,531	6,625	9.6%
Total	9,407	9,753	10,184	11,103	10,985	16.8%

Note: Figures do not include master's, doctoral, first-professional degrees and post-baccalaureate certificates. Bachelor's degrees with second majors are counted only once.

Source: IPEDS

## Skills Certificates – A New Reporting Measure

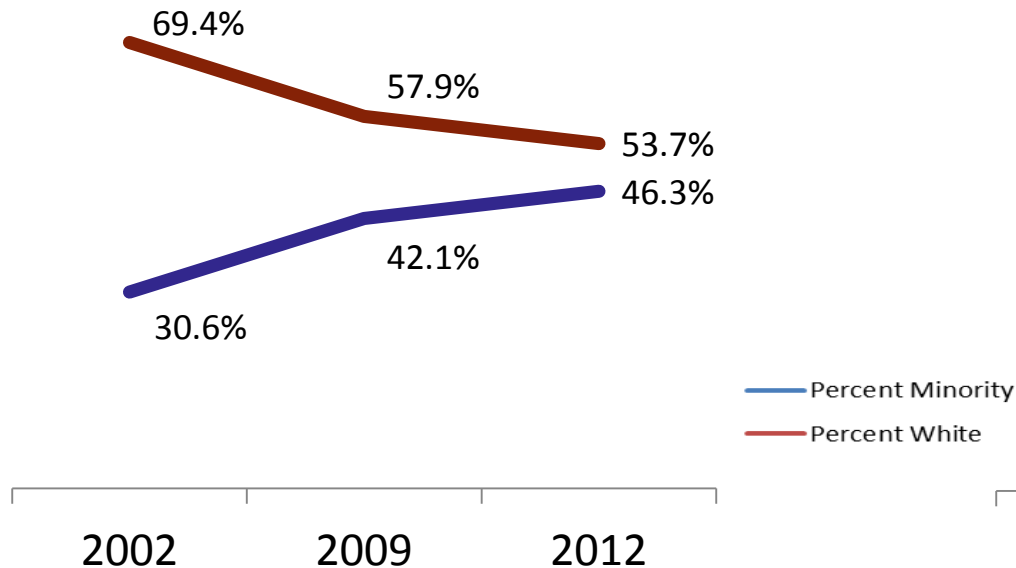
- Certificates of less than 30 credit hours
- Provide preparation necessary to test for state, national or industry recognized certifications
  - Examples: American Welding Society, National Institute for Automotive Service Excellence, Commission on Dietetic Registration
- Portable and stackable credentials

2012-13	Skills Certificates Less than 30 Credit Hours
CSN	1,489
GBC	171
TMCC	534
WNC	293
<b>TOTAL</b>	<b>2,487</b>

## Closing the Gap

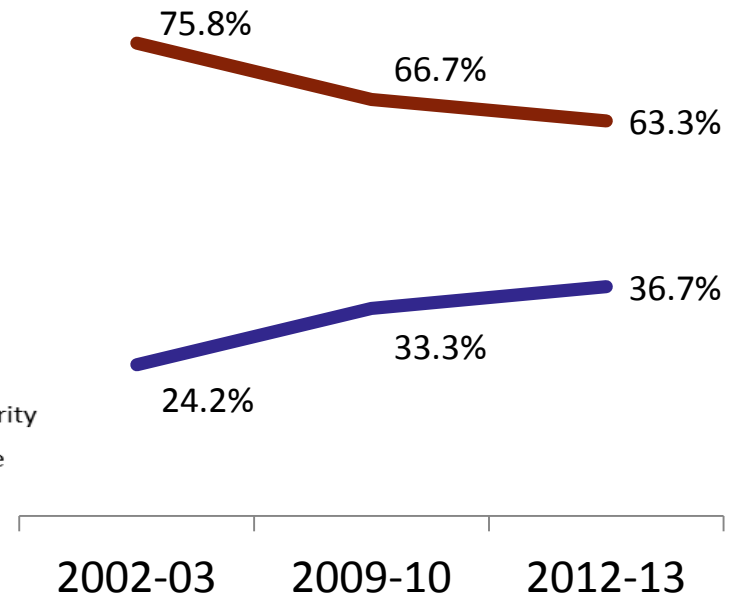
### Enrollment Gap

All Enrollments by Category

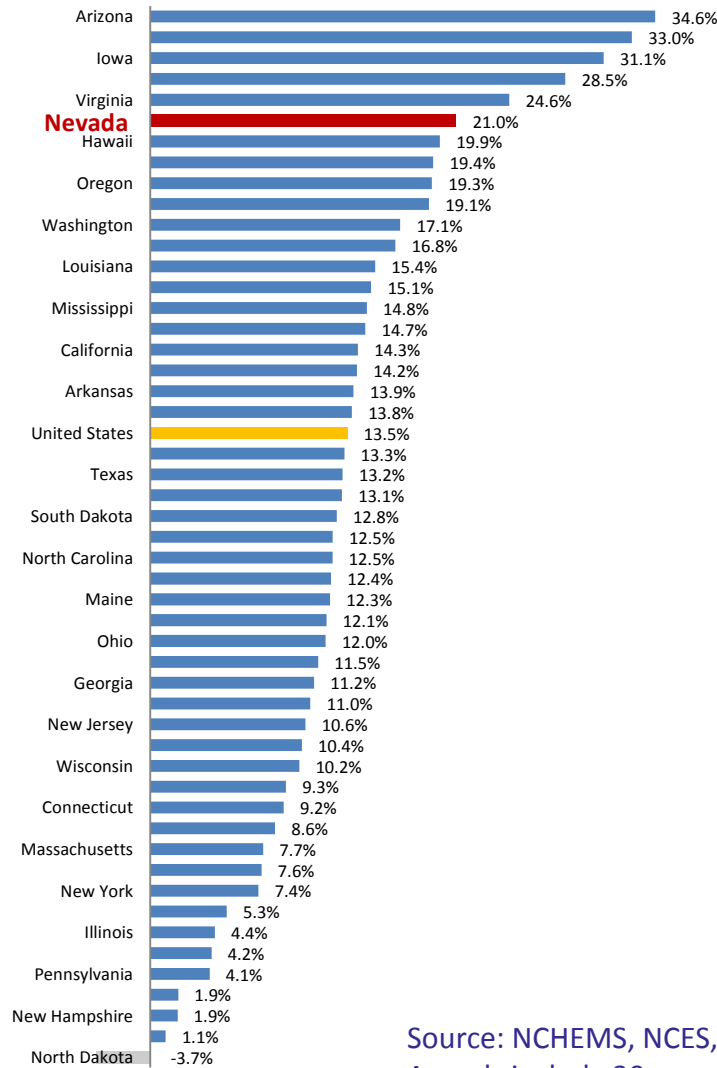


### Achievement Gap

All Awards Conferred



In the last decade, NSHE made notable progress in closing the enrollment gap – across the System more minority students are enrolled than ever before. More work needs to be done on graduating students of color, but steady progress is being made.



## Percent Change in Awards Conferred, 2010 through 2012

**Bottom Line:** Are we making progress in the first three years of our CCA participation?

**YES!!!** A 21% increase in awards conferred in the first three years of Complete College America participation -- the policy initiatives and campaigns associated with CCA are making a difference relative to other states and the national average (13.5%)!

Source: NCHEMS, NCES, IPEDS 2009-10, 2011-12 Completions File

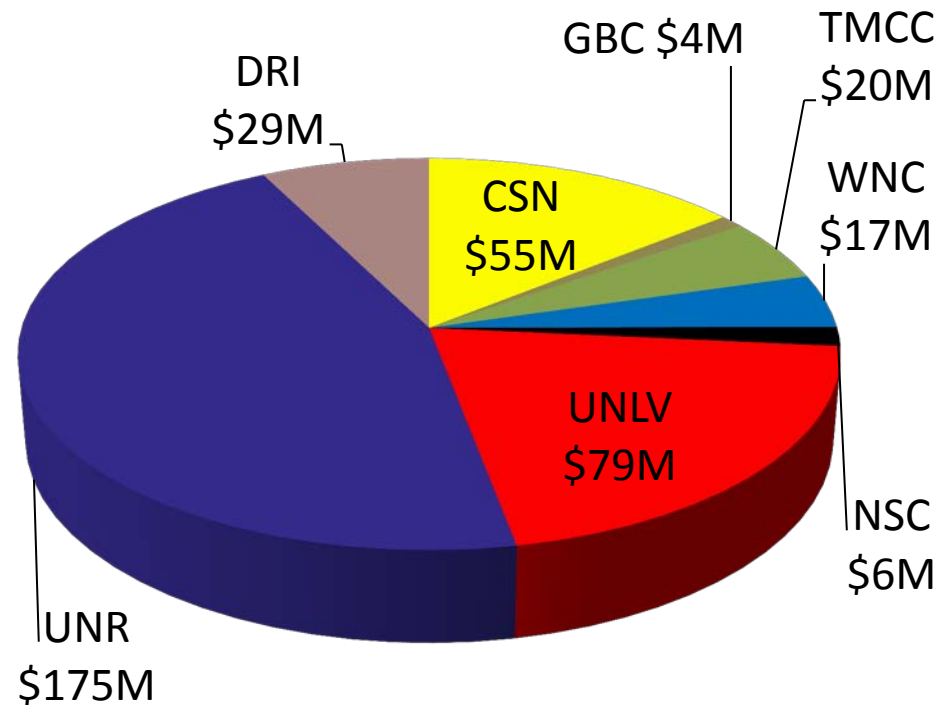
Awards include 30+ credit certificates, associates degree, and bachelor's degrees & includes private institutions.

# Workforce Alignment and Nevada's Economic Development Plan

- NSHE offers over 700 degrees and certificate programs that are aligned with the nine industry sectors as identified within Nevada's 2012 economic development plan
- Over 860 research projects from DRI, UNLV and UNR are aligned with single or multiple industry sectors
- NSHE is an active member within all nine GOED sector councils; NSHE leads the health sector council
- Recent example: NSHE and Tesla

## Sponsored Projects

- **Sponsored Projects:** NSHE institutions were awarded \$321 Million in FY 2012
- **Sponsored Projects:** NSHE institutions were awarded \$385 Million in FY 2013
- **Recent FY 2014 award:** TAACCCT IV grant, \$9.9 Million
  - Align training needs and increase capacity in the areas of health care, business administration, information technology, transportation and machining
  - Expand services provided at Veteran's Resource Centers



# New Funding Formula - Update

*Fairly and equitably distribute state general fund (SGF) among all NSHE institutions*

- **Base Formula** driven by course completions
  - Based on weighted student credit hours (WSCH), excluding F grades for non-attendance
  - Completions by non-residents are excluded, not funded by SGF
- **Performance Pool** driven by performance metrics
  - Carve-out SGF during initial 4-year implementation
  - Compete against themselves to “earn back” set aside funds
  - Unearned funds distributed to all schools for need-based financial aid
- **Formula Set Asides**
  - Small Institution Factor
  - University O&M of research infrastructure space
- **DRI Funding Model**
  - Sliding scale based on level of grants and contract activity

The background features a large, faded circular seal of the Nevada System of Higher Education. The outer ring of the seal contains the text "NEVADA SYSTEM OF HIGHER EDUCATION" at the top and "1865" at the bottom, flanked by two stars. The inner circle depicts a landscape with mountains, a sunburst, and a building, with the motto "OMNIA PRO PATRIA" at the bottom.

# **NSHE's Future**

# Nevada's Reinvestment in Higher Education

## NSHE 2015 Legislative Priorities

- **Increase WSCH in New Funding Formula**
  - Over \$400 million in budget cuts over last 3 biennia necessitates an increase in the WSCH for all NSHE institutions
    - (equivalent increase for DRI)
- **Bridge Funding**
  - GBC and WNC
  - William S. Boyd School of Law at UNLV
- **Expand Public Medical Education**
  - UNLV School of Medicine
  - UNSOM, Undergraduate Medical Education
  - Graduate Medical Education

## 2015 Legislative Priorities

- Knowledge Fund - \$10M
- Workforce Development Fund - \$6M
- STEM Workforce Challenge Grant Program - \$3.5M
- Need Based Financial Aid - \$5M
- Millennium Scholarship Expansion to support “15 to Finish”  
- \$5M - \$6.5M

