

*State Public Works Division*

# **2015 CIP Overview**

## **Governor's Executive Budget**

*Gus Nuñez, SPWD*

*Evan Dale, Administrative Services Division*

*Lori Chatwood, Treasurer's Office*

# *State Public Works Division*

- SPWD Mission Statement
- Public Works Board Criteria
- 2015 CIP Analysis of Total Funding Distribution by Department
- 2015 CIP Priorities
  - 2015 CIP Summary by Priority Groups
  - 2015 CIP Major Project Summary
  - 2015 CIP Statewide Program Summary
  - 2015 CIP Other Funding Summary
- Facility Condition Analysis Overview
- Issues and Challenges for FY16-17
- 2015 CIP Funding Sources (Evan Dale – Administrative Services)
- Bond Capacity (Lori Chatwood – Treasurer's Office)



# *Vision – Mission - Philosophy*

- **Vision:** State agencies will occupy exemplary facilities.
- **Mission:** To provide well planned, efficient, and safe facilities to State Agencies so they can effectively administer their programs.
- **Philosophy:** We work as a team to build consensus, take pride in our work, and serve with humility.



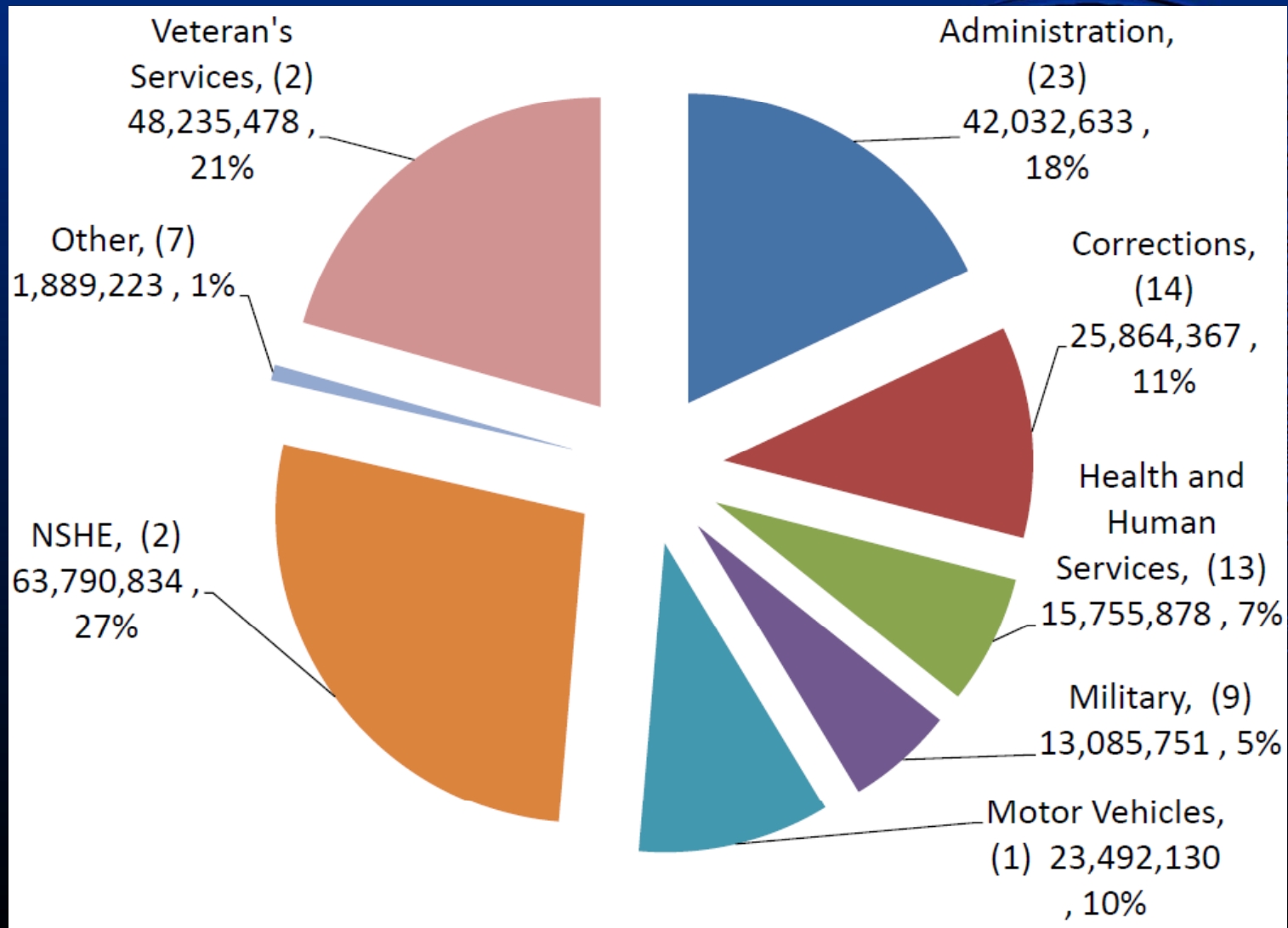
# *Board's Criteria*

- Take Care of Existing Facilities before Constructing New Facilities.
- Meet Legal and Institutional Requirements.
- Keep Facilities and Approved Programs Operational.
- Recommend a Capital Improvement Program consistent with the budget.



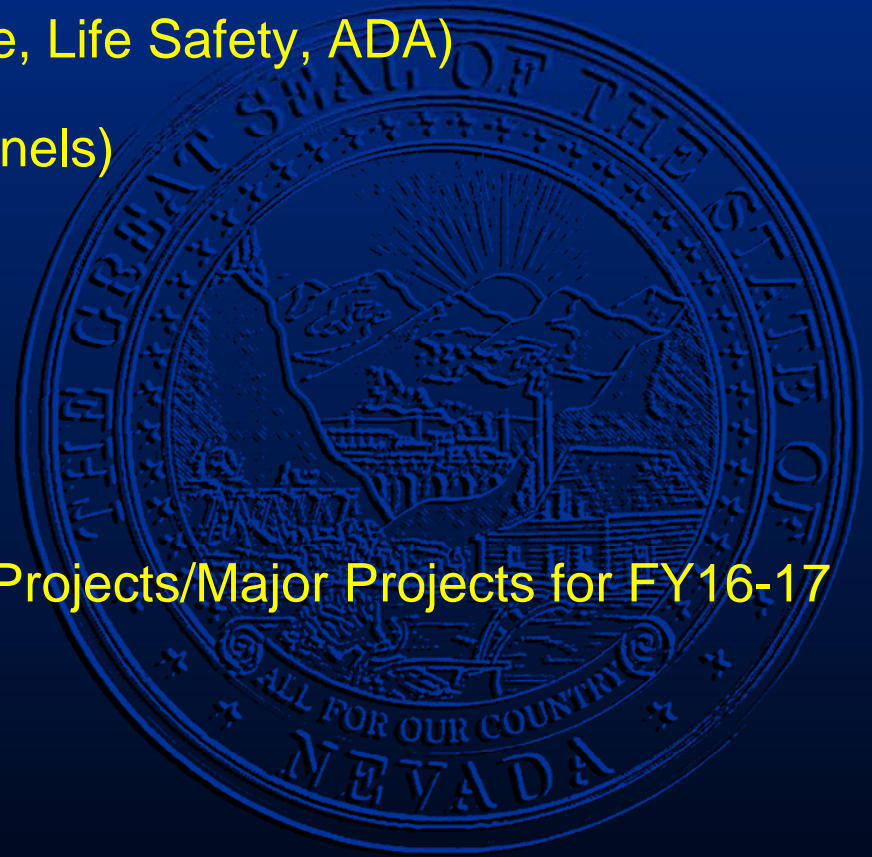


*Governor's Recommendation*  
*Analysis of Total Funding Distribution by Department*  
*(71 projects \$234m)*

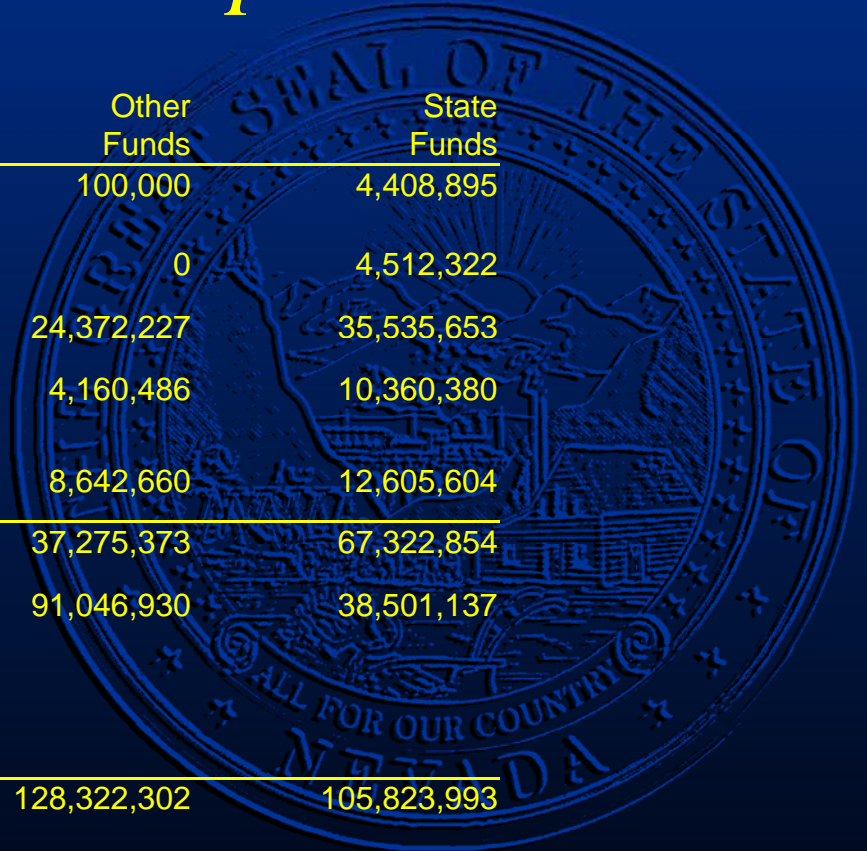


# *2015 CIP Priorities*

1. Life Safety/Code/Legal Issues (Fire, Life Safety, ADA)
2. Security Issues (Locks, Control Panels)
3. HVAC/Electrical
4. Critical Asset Preservation
5. Institutional Requirements
6. Completion of 2013 CIP Planning Projects/Major Projects for FY16-17
  1. DMV (East Sahara Complex)
  2. Metro Building Renovation
  3. Northern Nevada Veterans Home
  4. Hotel College (UNLV)
  5. Facility Maintenance Shop (Washoe County Armory)



# 2015 CIP Summary by Priority Groups




Priority Item	Number of Projects	Other Funds	State Funds
Life Safety/Code/Legal Issues	4	100,000	4,408,895
Security Issues	3	0	4,512,322
HVAC/Electrical	35	24,372,227	35,535,653
Critical Asset Preservation	16	4,160,486	10,360,380
Institutional Requirements	8	8,642,660	12,605,604
Subtotal		37,275,373	67,322,854
Completion of 2013 CIP Planning Projects/Major Projects for FY16-17	5	91,046,930	38,501,137
Grand Total	71	128,322,302	105,823,993

# 2015 CIP Major Project Summary

Project Number	CIP Title	Other	State	Total
C04	Replace DMV (East Sahara Complex)	23,492,130	0	23,492,130
C05	Building Renovation (Metro Building)	0	253,752	253,752
C77	Northern Nevada State Veterans Home (Construction)	34,059,383	14,151,968	48,211,351
C78	Hotel College Academic Building (UNLV)	24,895,417	23,895,417	48,790,834
C79	Facility Maintenance Shop (Washoe County Armory)	8,600,000	200,000	8,800,000
		91,046,930	38,501,137	129,548,067




# 2015 CIP Statewide Program Summary



Project Number	Name	Number of Projects	Other Funds	State Funds
S01	Roofing	15	327,239	3,943,511
S02	ADA	7	0	2,023,051
S03	Life Safety	5	0	1,809,799
S04	Planning	n/a	0	1,164,142
S05	Paving	10	665,361	1,099,495
S06	Indoor Air Quality	2	100,000	97,673
S08	Energy Efficiency	9	21,014,148	1,000,000
S09	Building Official	n/a	935,706	
Total			23,042,454	11,137,671

# 2015 CIP Other Funding Summary



<u>Funding Type</u>	<u>Other Funding</u>
Risk Management	100,000
Highway	4,983,302
NNG	2,742,217
NNG (FYDP)	8,600,000
Alternate Financing (Energy)	21,014,148
Slot Tax	7,500,000
Using Agency	935,706
Lease Purchase (Highway)	23,492,130
Federal (Veterans)	34,059,383
<u>NSHE</u>	<u>24,895,417</u>

Grand Total 128,322,302

# *Facilities Condition Analysis Overview*

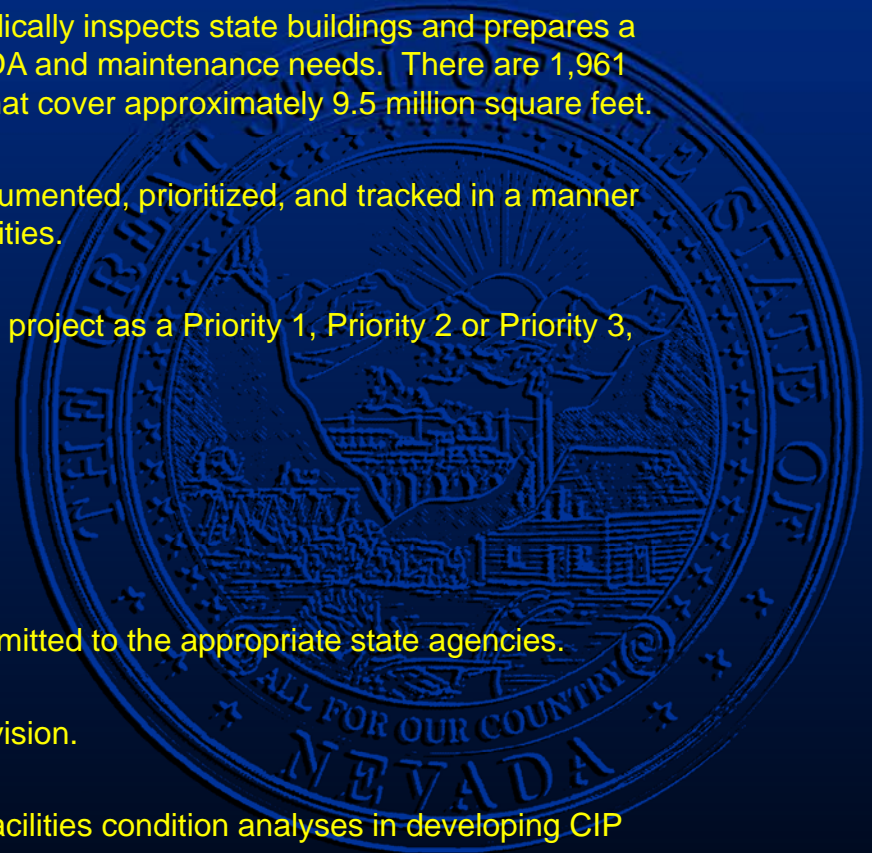
- Pursuant to NRS 341.128, the Public Works Division periodically inspects state buildings and prepares a survey on each building's condition to identify life safety, ADA and maintenance needs. There are 1,961 state buildings (excluding NSHE, Legislature and NDOT) that cover approximately 9.5 million square feet.
- This program ensures necessary repairs are identified, documented, prioritized, and tracked in a manner that assists the Division with the management of State facilities.
- Upon conducting an inspection, Public Works assigns each project as a Priority 1, Priority 2 or Priority 3, with Priority 1 projects being the most critical.

Priority 1: projects to be addressed in 0-2 years

Priority 2: projects to be addressed in 2-4 years

Priority 3: projects to be addressed in 4-10 years

- Reports of the inspections, with recommendations, are submitted to the appropriate state agencies.
- Agencies report completed projects to the Public Works Division.
- The State Public Works Board reviews and considers the facilities condition analyses in developing CIP recommendations.



# *Facilities Condition Analysis*

## *(FY2013-2015)*

- Since July 2012 through December 2014, the Public Works Division inspected 621 state buildings.
- These inspections identified priority needs in the amount \$367.5 million, as follows:

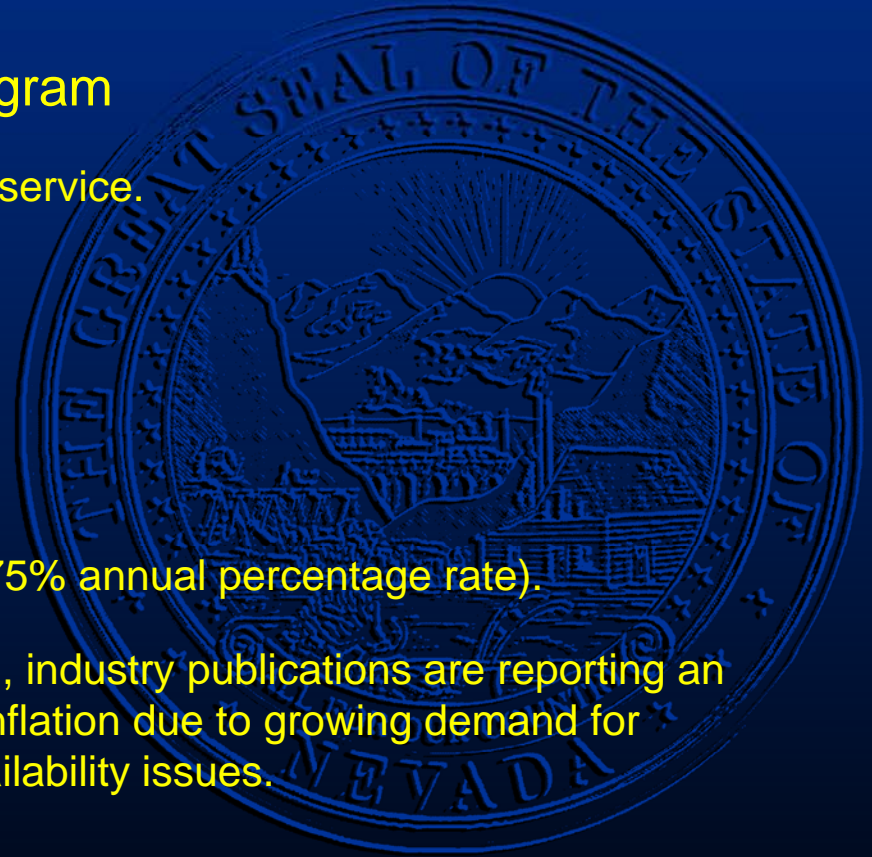
Priority 1: (0-2 years)	\$105.8 million
Priority 2: (2-4 years)	\$192.7 million
<u>Priority 3: (4-10 years)</u>	<u>\$ 69.0 million</u>
Total Repair Needs:	\$367.5 million

- Agencies have reported completion of recommendations totaling \$34 million of the \$367.5 million total repair needs.
- The Executive Budget for FY16-17 CIP includes an additional \$25 million in the CIP to address these facility conditions.
- Therefore the backlog of projects not completed or funded in the 2015 CIP amounts to \$308.5 million.



# *Issues and Challenges for FY16-17*

- Statewide Energy Efficiency Program
  - Agency savings is used to pay debt service.
  - Decreasing incentives and rebates.
- Inflation Estimate
  - Current CIP estimates include a (4.75% annual percentage rate).
  - With Nevada's economy rebounding, industry publications are reporting an estimated increase in construction inflation due to growing demand for construction materials and labor availability issues.



*Evan Dale, Administrative Services Division*

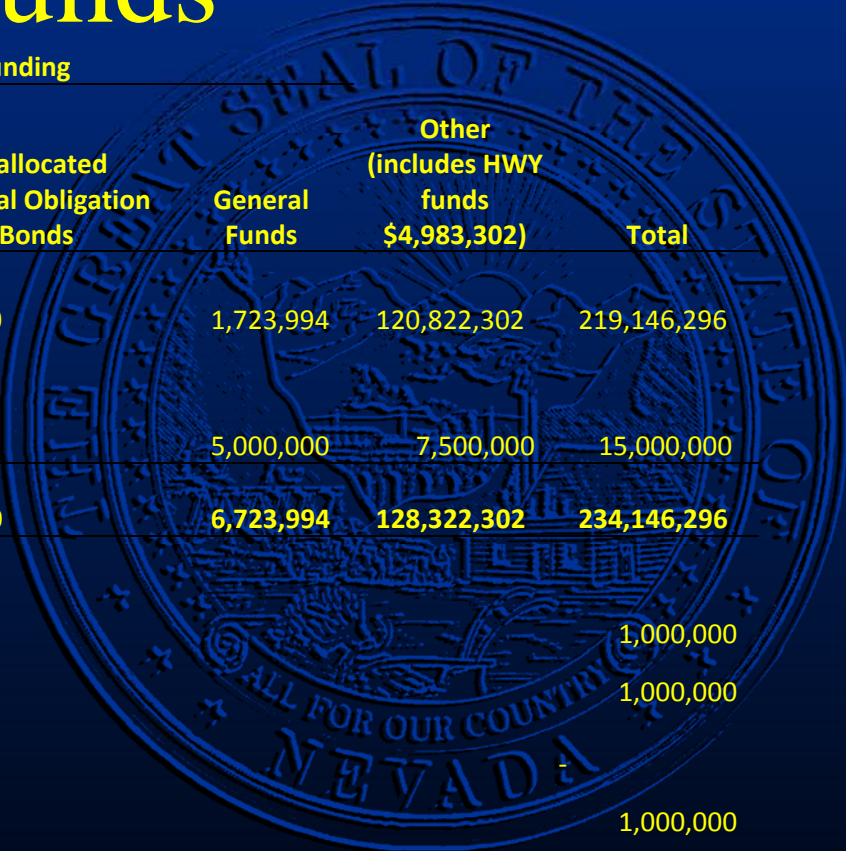
# **2015 CIP Overview**

## Sources and Uses of State Funds



# Sources and Uses of State Funds

## State Funding



	General Obligation Bonds	Reallocated General Obligation Bonds	General Funds	Other (includes HWY funds \$4,983,302)	Total
CIP (except Nevada System of Higher Education Deferred Maintenance)	96,000,000	600,000	1,723,994	120,822,302	219,146,296
Nevada System of Higher Education Deferred Maintenance (HECC/SHECC)	2,500,000		5,000,000	7,500,000	15,000,000
<b>Total CIP</b>	<b>98,500,000</b>	<b>600,000</b>	<b>6,723,994</b>	<b>128,322,302</b>	<b>234,146,296</b>
Historic Preservation	1,000,000				1,000,000
Tahoe Environmental Improvement (Lands)	1,000,000				1,000,000
Conservation Bond Question 1 (DCNR)					
State Parks (Q1)	1,000,000				1,000,000
Wildlife (Q1)	1,000,000				1,000,000
State Lands	1,000,000				1,000,000
Water Infrastructure (NDEP)	1,500,000				1,500,000
<b>Total Conservation &amp; Natural Resources</b>	<b>6,500,000</b>				<b>6,500,000</b>
<b>Total</b>	<b>105,000,000</b>	<b>600,000</b>	<b>6,723,994</b>	<b>128,322,302</b>	<b>240,646,296</b>