

Nevada System of Higher Education

Public Higher Education in Nevada

AB 202 Interim Committee

Chancellor Thom Reilly

March 22, 2018

Agenda Item V (CAHE)
Meeting Date: 03-22-18

NSHE Institutions

- College of Southern Nevada
- Great Basin College
- Truckee Meadows Community College
- Western Nevada College
- Nevada State College
- University of Nevada, Las Vegas
- University of Nevada, Reno
- Desert Research Institute



Governance

**Nevada
Board of Regents**

**Chancellor Thom Reilly
Nevada System of
Higher Education**

**President
Margo
Martin
College of
Southern
Nevada**

**President
Joyce
Helens
Great Basin
College**

**President
Karin
Hilgersom
Truckee
Meadows
Community
College**

**President
Mark
Ghan
Western
Nevada
College**

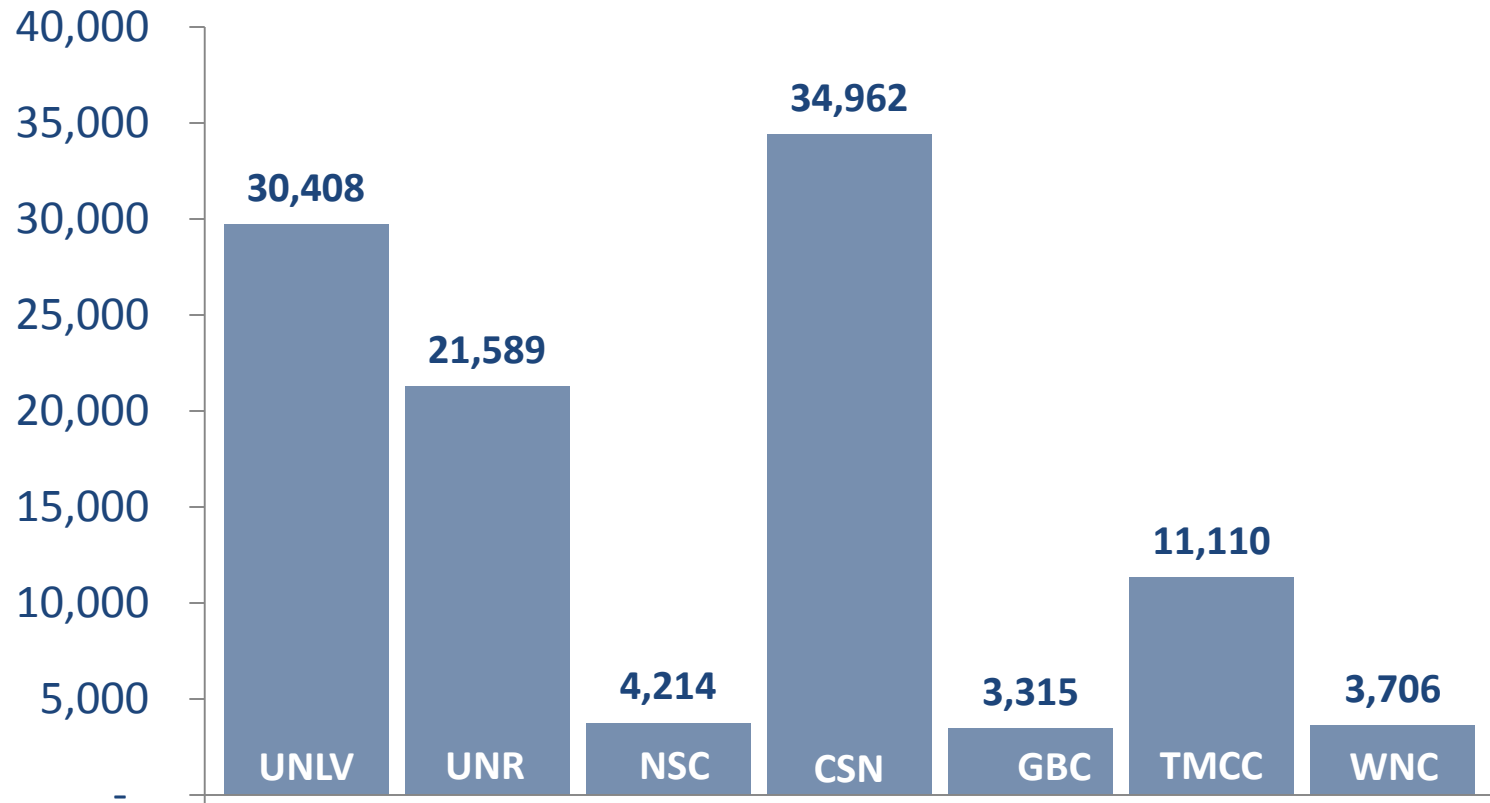
**President
Bart
Patterson
Nevada
State
College**

**President
Len
Jessup
University
of Nevada,
Las Vegas**

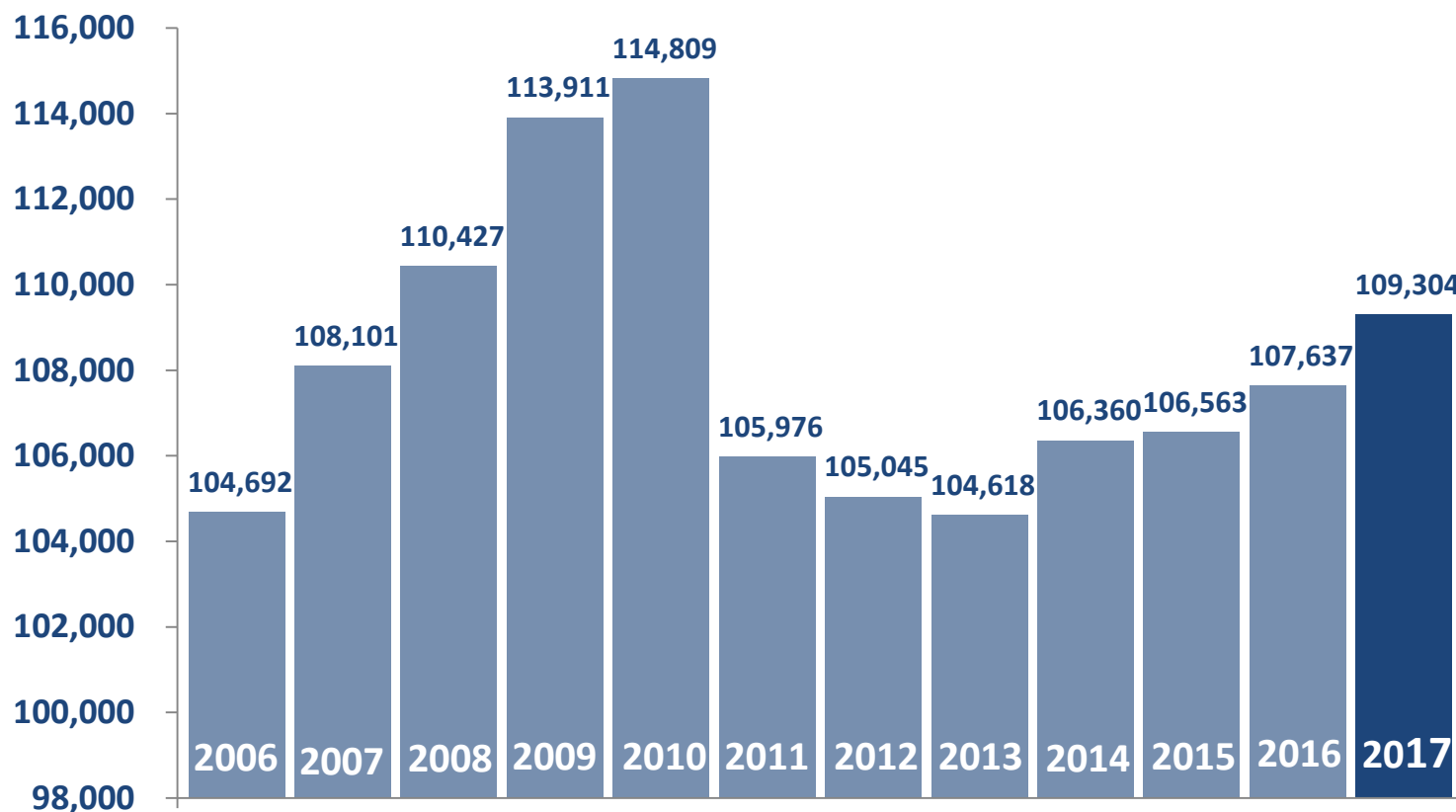
**President
Marc
Johnson
University
of Nevada,
Reno**

**President
Kristen
Averyt
Desert
Research
Institute**

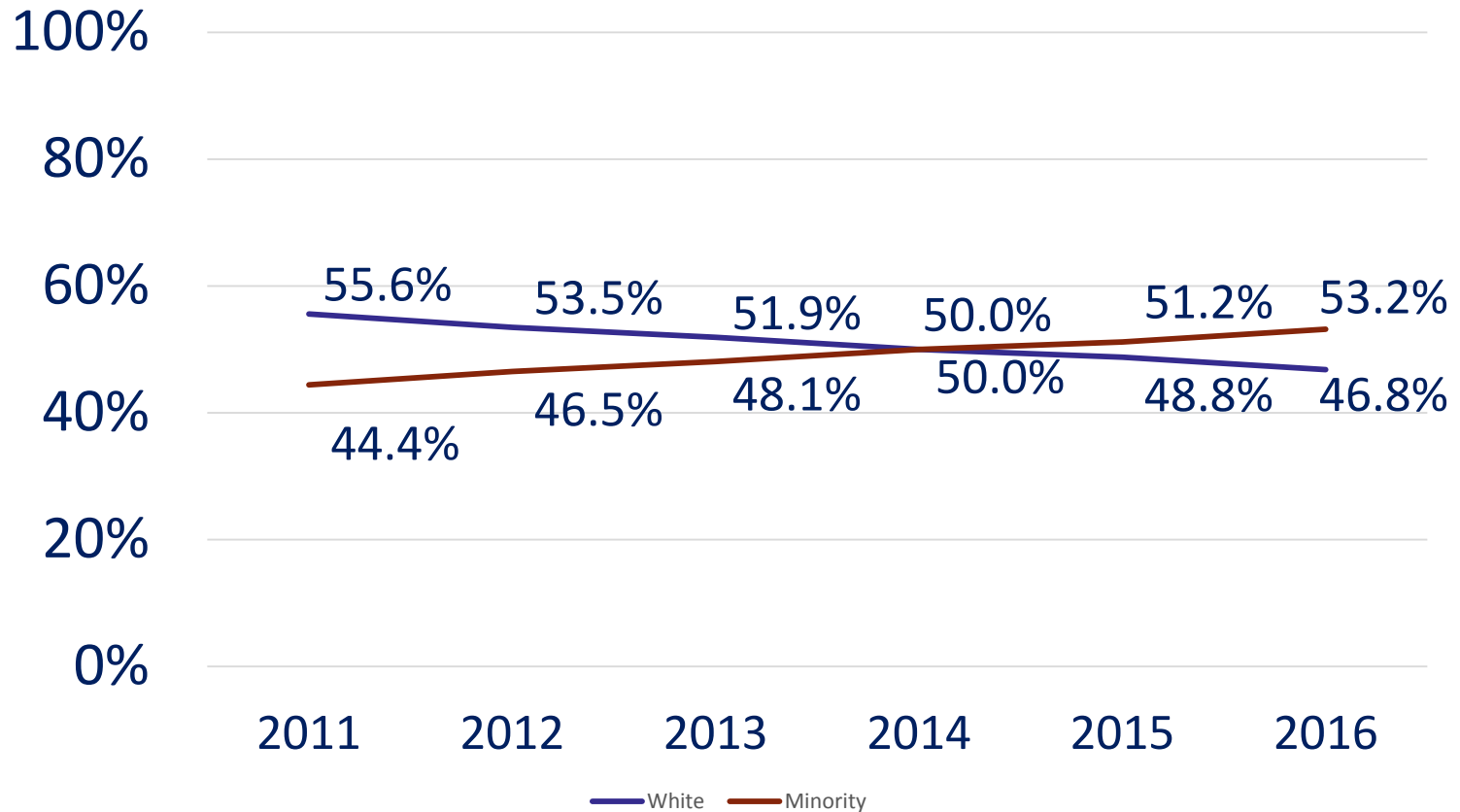
Fall Enrollment by Institution, 2017



Fall Enrollment by Year – All NSHE Institutions



Fall Enrollment by Ethnicity – All Institutions



Source: IPEDS

NSHE STRATEGIC PLAN GOALS





Values

Through the community forums, common values for NSHE goals were identified that support educational, cultural, community, and economic development values.

Community Engagement

Diversity

Excellence

Innovation

Accountability

Transparency

GOAL 1

ACCESS

Increase participation in
post-secondary education

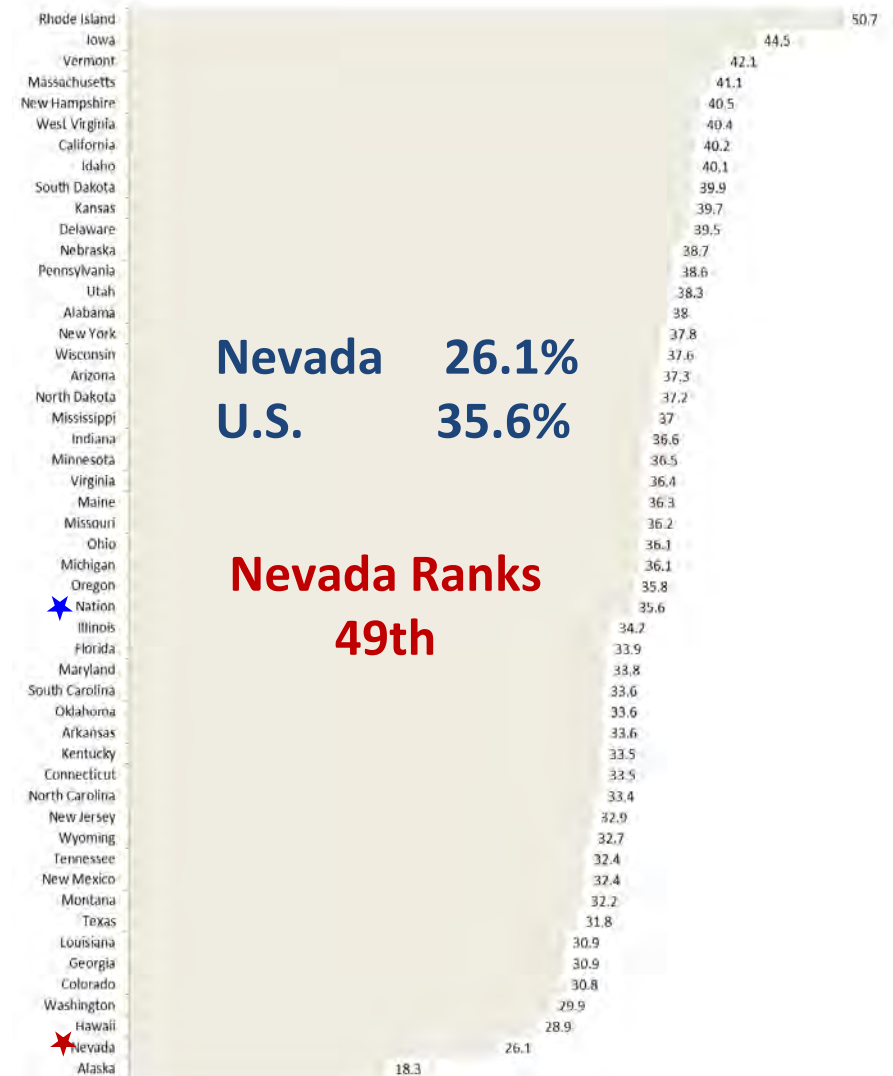


GOAL 1 METRICS: ACCESS

- Percent of 18- to 24-year olds enrolled in post-secondary education
- Percent of population aged 25 and older enrolled in post-secondary education
- Percent of high school graduates going directly to post-secondary education
- Percent of high school graduates meeting three or four ACT college readiness benchmarks

GOAL 1: ACCESS

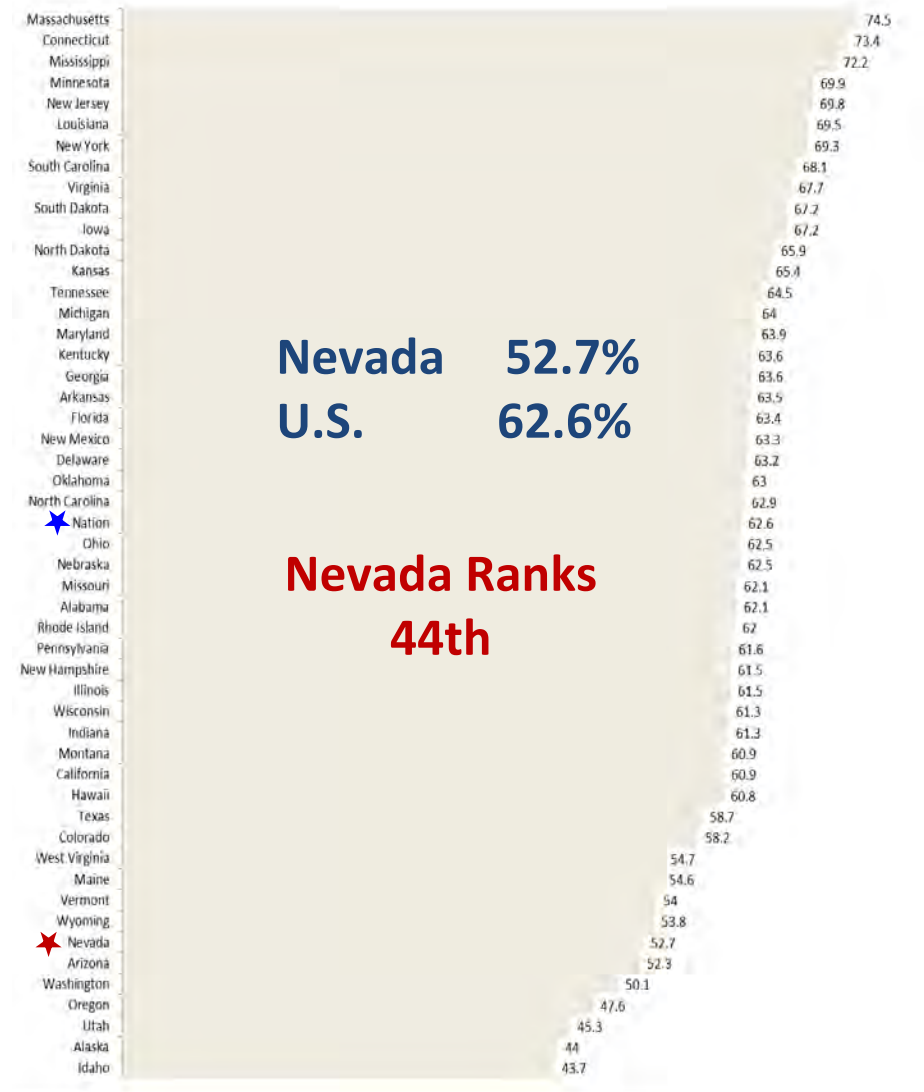
Participation: 18- to 24-
Year Olds Enrolled in Post-
secondary Education 2015



Source: IPEDS; U.S. Census Bureau

GOAL 1: ACCESS

Percent of High School Graduates Going Directly to Post-secondary Education 2014



Source: IPEDS; WICHE

GOAL 2

SUCCESS

Increase participation in
post-secondary education



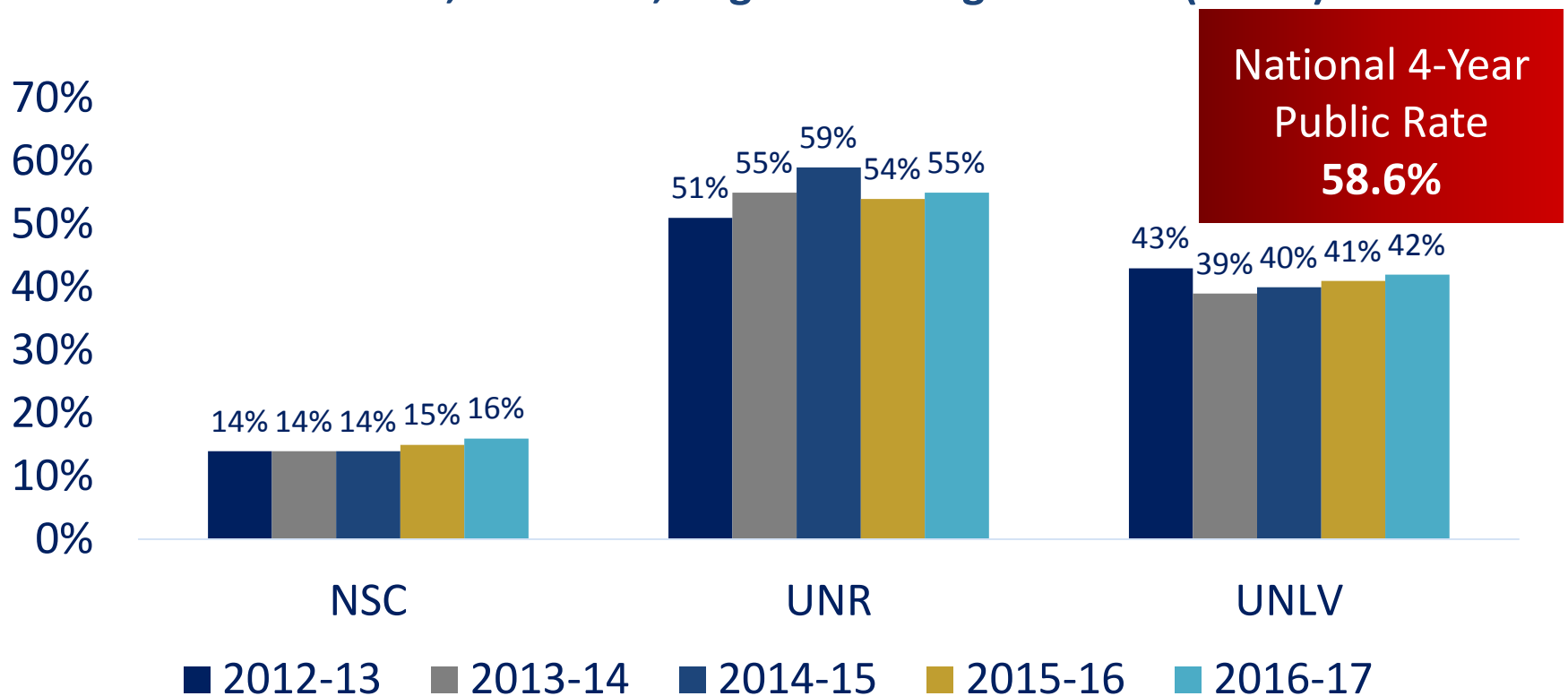
GOAL 2 METRICS: SUCCESS

- Graduation rates
- Graduation plus transfer rates
(New IPEDS Outcome Metric)
- Awards conferred: number of students earning a certificate or degree
- Systemwide persistence rates

GOAL 2: SUCCESS

Graduation Rate: 4-Year Institutions*

First-Time, Full-Time, Degree-Seeking Students (IPEDS)

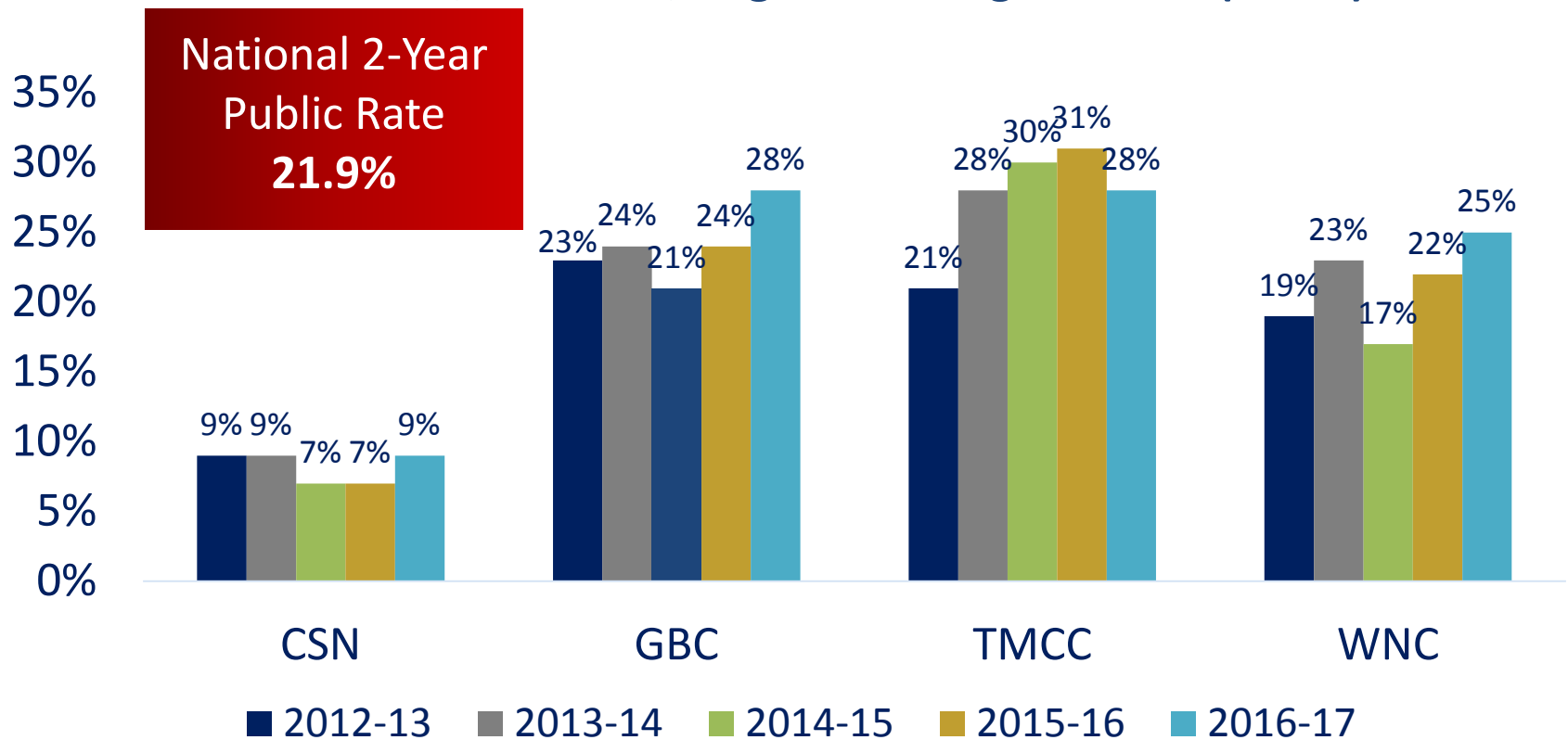


*150% of normal time: 6 years for a bachelor's degree

GOAL 2: SUCCESS

Graduation Rate: Community Colleges*

First-Time, Full-Time, Degree-Seeking Students (IPEDS)

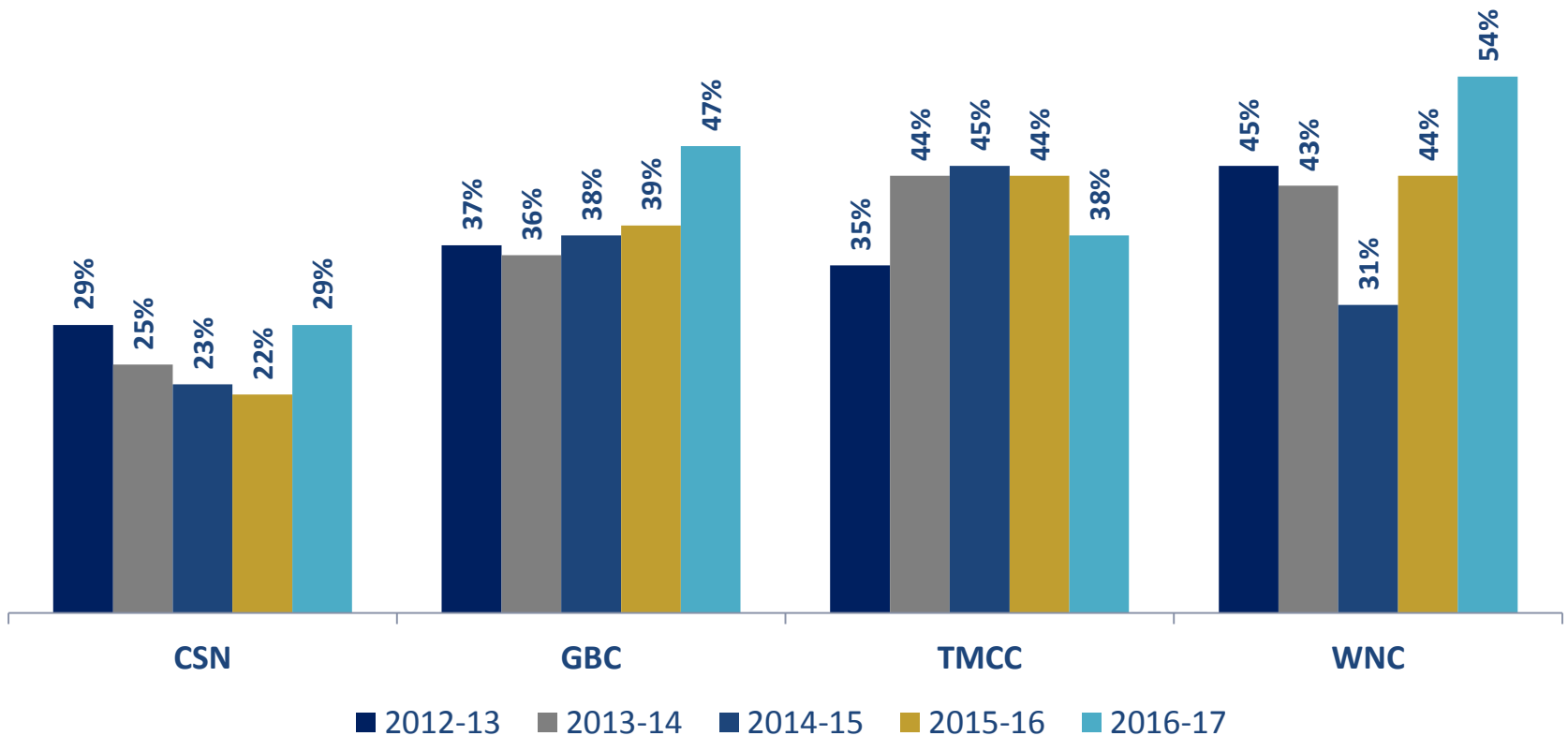


*150% of normal time: 3 years for an associate degree; 1.5 years for a certificate

GOAL 2: SUCCESS

Graduation Rate with Transfer: Community Colleges*

First-Time, Full-Time, Degree-Seeking Students (IPEDS)

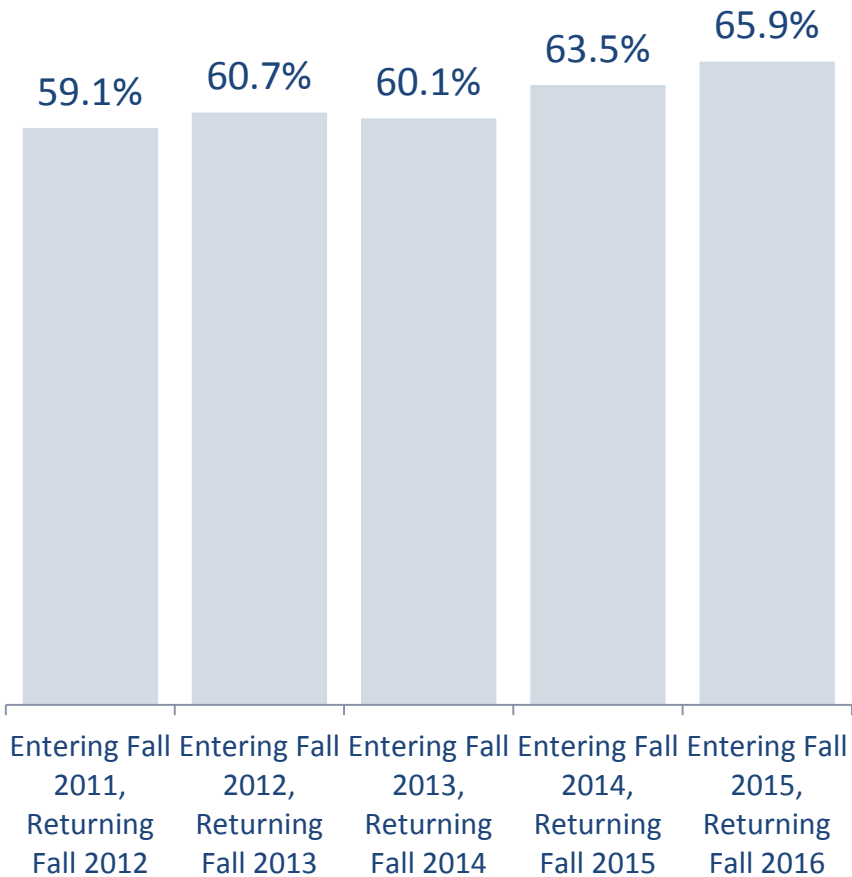


*150% of normal time: 3 years for an associate degree; 1.5 years for a certificate

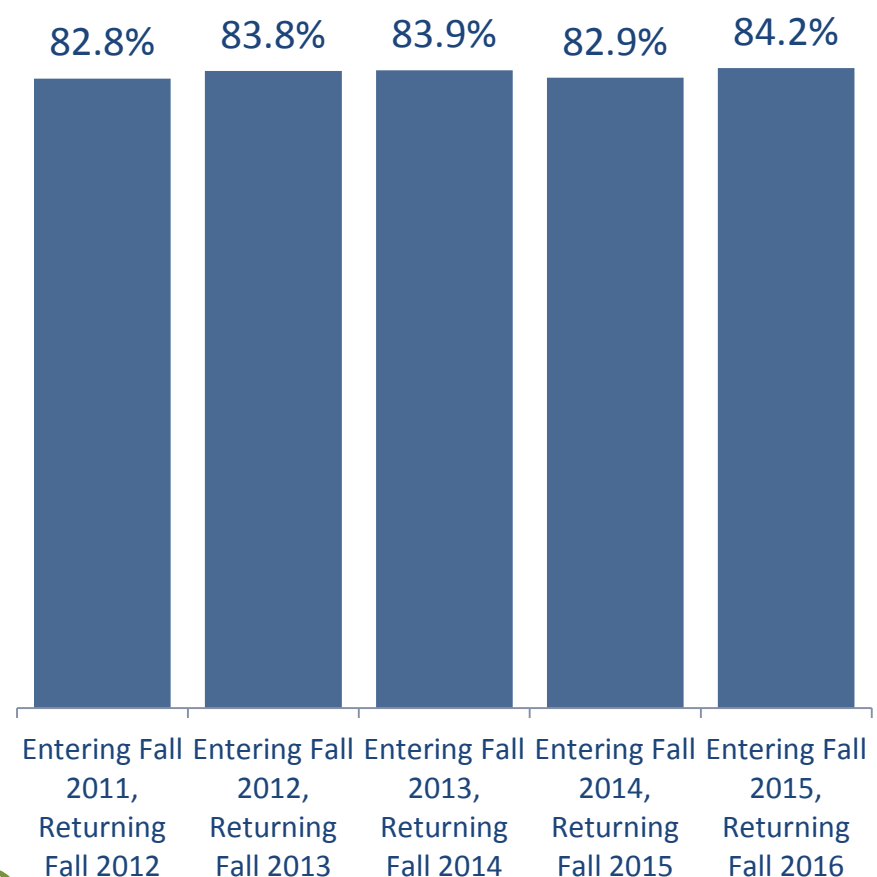
NSHE Persistence Rates

Percent of first-time, full-time, degree-seeking freshman returning to ANY NSHE institution after one year

Two-Year Institutions



Four-Year Institutions



GOAL 3

CLOSE THE ACHIEVEMENT GAP

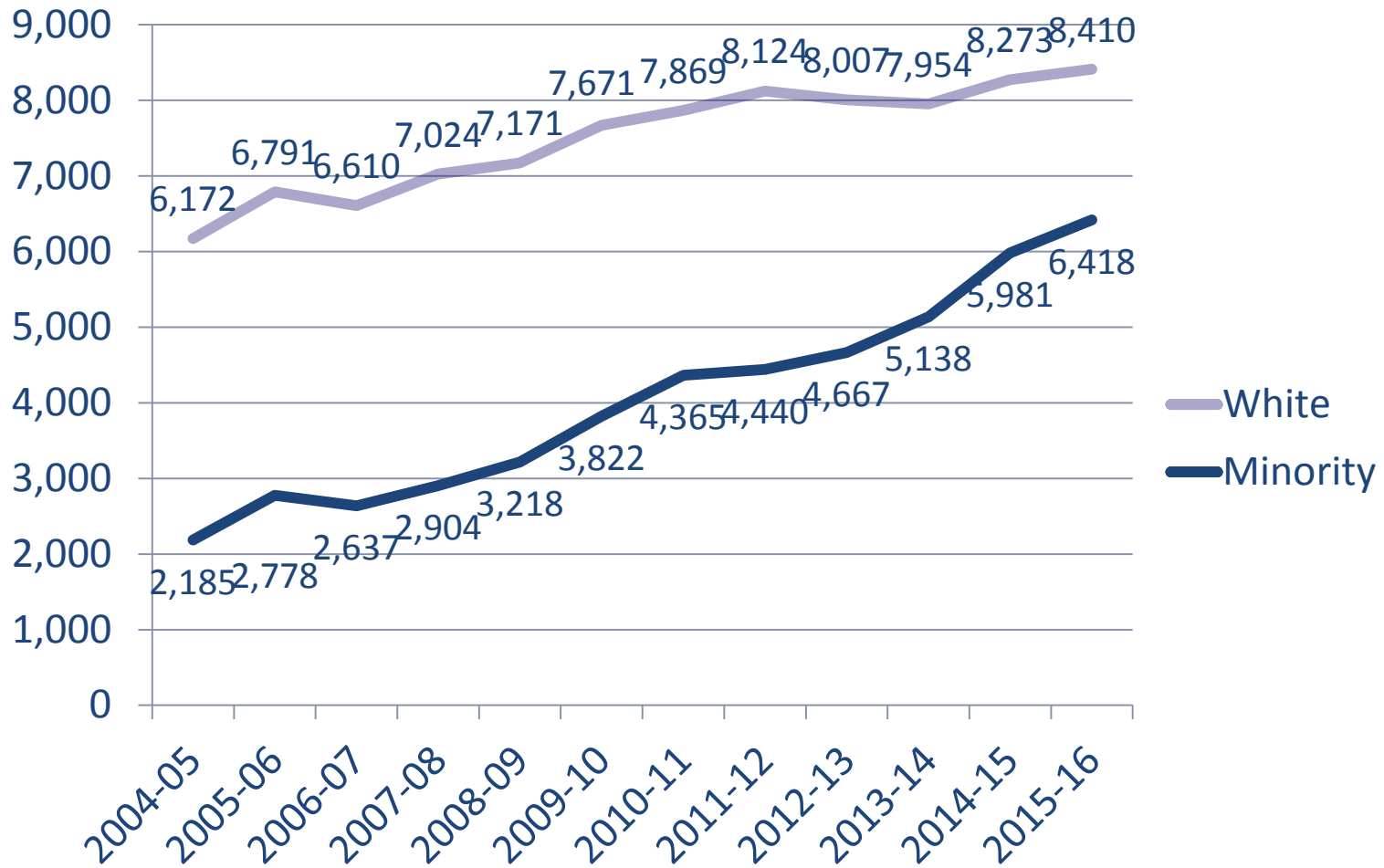
Close the achievement gap
among underrepresented
student populations



GOAL 3 METRICS: CLOSE THE ACHIEVEMENT GAP

- Enrollment distribution
- Distribution of awards conferred
- Number of students earning a certificate or degree
- Graduation rates by race/ethnicity
- Persistence rates by race/ethnicity
- Percent of minority students meeting three or four ACT college readiness benchmarks

Awards Conferred by Ethnicity – All Institutions



GOAL 4

WORKFORCE

Collaboratively address the challenges of the workforce and industry education needs of Nevada



GOAL 4 METRICS: **WORKFORCE**

Identify the gap between demand and NSHE supply for in-demand occupations identified by GOED consistent with the Governor's Economic Development Industry Sectors

Top 10 In-Demand Occupations

Software Developers
Mechanical Engineers
Nursing
Network & Computer Systems Analysts & Administrators
Industrial Machinery Mechanics
Industrial Engineers
Medical & Clinical Laboratory Technologists
Civil Engineering
HVAC
Electrical Engineers

Other In-Demand Occupations

Teachers

As we proceed with developing dashboards additional occupations will be added.

GOAL 5

RESEARCH

Co-develop solutions to the critical issues facing 21st century Nevada and raise the overall research profile



GOAL 5: RESEARCH

Quantitative Measures

Carnegie Classification includes a measure of research activity based on the following:

**R&D
Expenditures**

**Doctorate-holding
nonfaculty
researchers in
Science,
Engineering &
Health**

**Doctoral
Awards
Conferred**



- Humanities fields
- Social Science fields
- STEM fields
- Other fields

GOAL 5: RESEARCH

Qualitative Measures

Examples of specific research projects that exemplify how NSHE institutions are solving critical problems through research

Peer Comparisons



4-Year Institutions

UNLV

San Diego State University
University of North Texas
University of Texas at San Antonio

Aspirational Peers

Arizona State University
University of Central Florida
University of Houston

NSC

CUNY Medgar Evers College
Rogers State University
Middle Georgia State College

Aspirational Peers

CUNY Brooklyn College
California State University – San Marcos

UNR

Montana State University
New Mexico State University – Main Campus
Utah State University

Aspirational Peers

University of New Mexico – Main Campus
University of Utah
Oregon State University

2-Year Institutions

CSN

Broward College
Montgomery College

Aspirational Peers

Austin Community College District
Cuyahoga Community College District
Portland Community College

TMCC

Allan Hancock College
Spokane Community College
Chandler-Gilbert Community College

Aspirational Peers

CUNY Lehman
Santiago Canyon College
Everett Community College

GBC

Colorado Mountain College
University of Hawaii Maui College

Aspirational Peers

Northern New Mexico College
Austin College

WNC

Midland College
Centralia College
Skagit Valley College

Aspirational Peers

Yakima Valley Community College
Walla Walla Community College

Desert Research Institute

Gas Technology Institute
MRI Global

Aspirational Peers

Cold Spring Harbor Laboratory
Southwest Research Institute
Woods Hole Oceanographic Institution

Biennial Budget Process



Timeline and Next Steps

- Fall 2017: Campus budget presentations
- January 2018: Summary of campus budget requests
 - Presentations by Presidents
- March 2018: Review of budget requests
- April 2018: NSHE Budget Workshop
 - Presentations by Presidents
 - Invitees: Legislators and LCB Fiscal
- June 2018: Budget is adopted and sent to Governor

AB 202 Interim Study



Seeking Legislative Support

- Capacity:
 - Summer School
 - Workforce Development
 - Research
 - Distance Learning
 - Pipeline: K-12 Partnerships
- Scholarships:
 - SSOG: Funding and BDR addressing modifications
 - Credit load revisions
 - Promise Scholarship: Funding and BDR addressing modifications
 - Increase funding to support demand
 - Allow students to use Promise for summer courses
 - Address limitations of deadlines
 - Increase flexibility for students to receive funding during 2nd year
- Salary / Compensation Discussion and Resolution

