

America's Health Rankings

2018 Senior Report

June 19, 2018

Overview of America's Health Rankings

Annual Report Since 1990



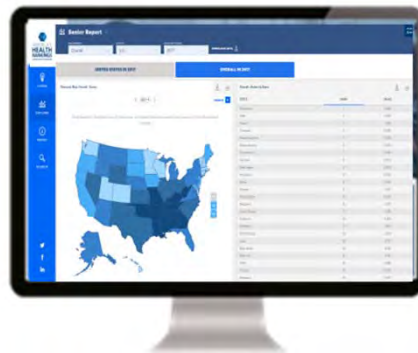
Seniors Aged 65+ Since 2013



Women and Children Since 2016

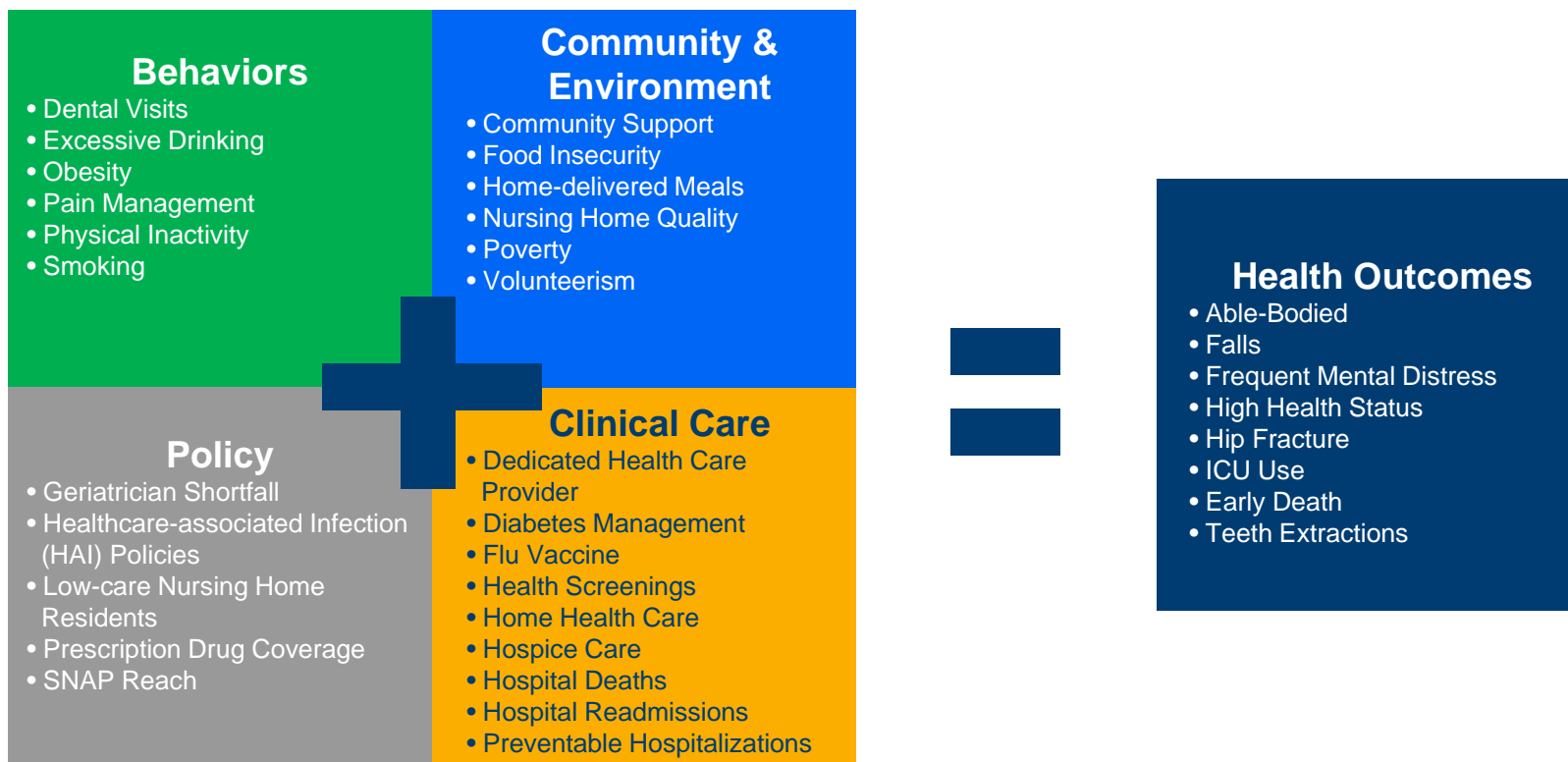


Those Who Have Served Since 2016



Visit AmericasHealthRankings.org

How We Measure Senior's Health



- Analysis of 34 measures of behaviors, community, policies as well as environment and outcomes data
- Model developed in collaboration with a Scientific Advisory Committee of leading senior health and aging experts
- Based on public-use data sets, such as the Centers for Disease Control and Prevention's Behavioral Risk Factor Surveillance System (BRFSS)

Senior Report | Nevada

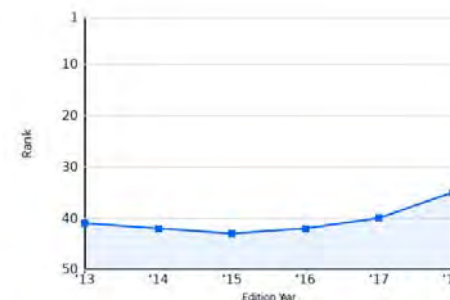


Nevada

OVERALL - SENIOR RANK: 35 | **CHANGE: ▲ 5**

DETERMINANTS RANK: 38

OUTCOMES RANK: 33



Strengths

- Low prevalence of falls
- Low prevalence of obesity
- Low preventable hospitalization rate

Challenges

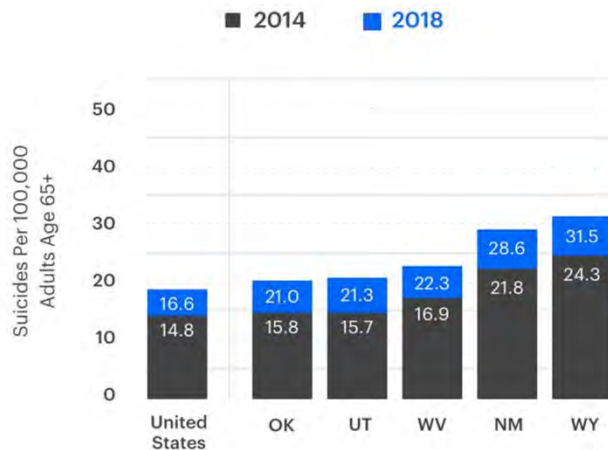
- Low percentage of volunteerism
- Low prevalence of seniors with a dedicated provider
- High percentage of ICU use

Highlights

- In the past five years, preventable hospitalizations decreased 27% from 58.1% to 42.2 discharges per 1,000 Medicare enrollees
- In the past three years, suicide increased 20% from 26.9 to 32.3 deaths per 100,000 adults aged 65+
- In the past five years, hip fractures decreased 29% from 7.6 to 5.4 hospitalizations per 1,000 Medicare enrollees

Suicide Rates Have Increased Nationally

Senior Suicide Increases 12% Across the Nation Since 2014

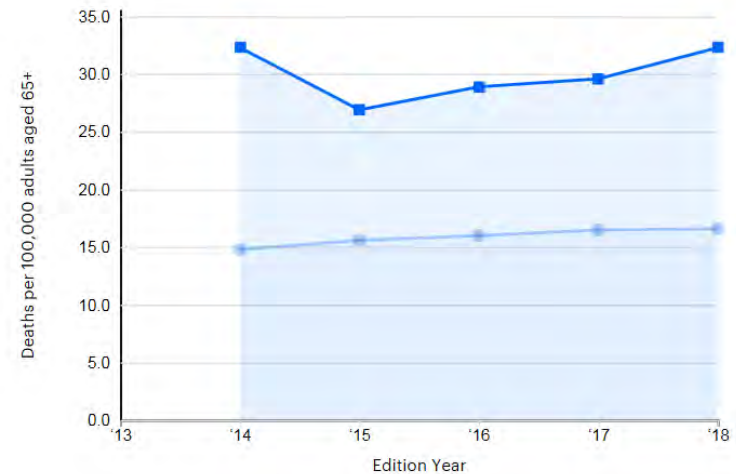


States with the Greatest Increase in Suicide Rate



Nevada

Trend: Suicide - Senior, Nevada, United States



Source:

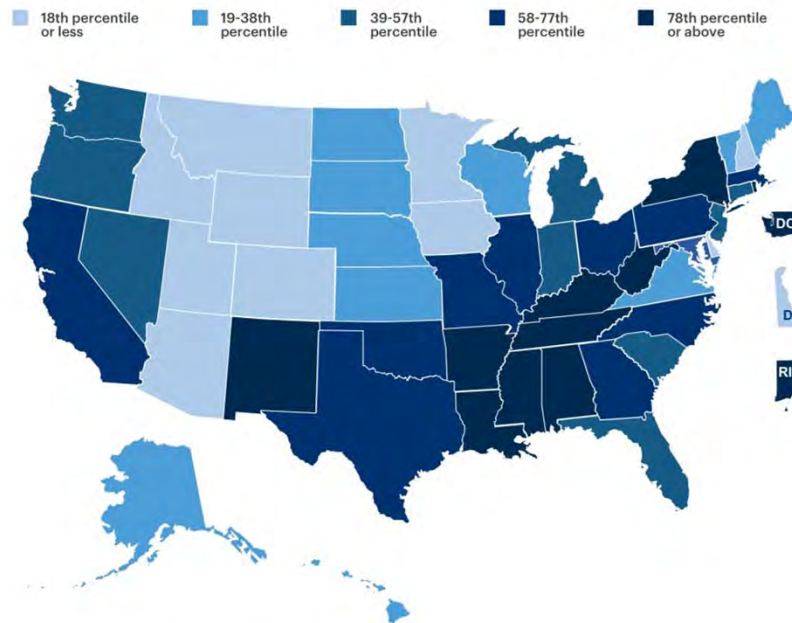
CDC, National Vital Statistics System

■ Nevada

● United States

Social Isolation Varies Across the Nation

Risk of Social Isolation For Seniors Varies Across the Nation



Risk of Social Isolation : A New Multi-Factorial Measure

Analyzes senior social isolation factors such as divorce, separation and widowhood, poverty, disability, difficulty living independently, living alone, or never married.



Nevada

Risk of Social Isolation by County



Percentile of the mean z scores for six risk factors of social isolation in adults aged 65 and older (poverty; living alone; divorced, separated or widowed; never married; disability; independent living difficulty), relative to all U.S. counties

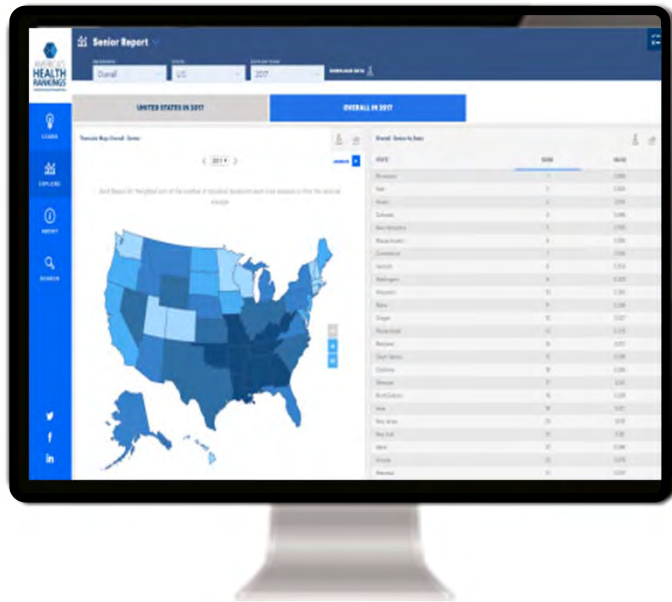
Legend: <= 18th, 19th to 38th, 39th to 57th, 58th to 77th, >= 78th

Source: U.S. Census Bureau, American Community Survey, 2012-2016



Senior Report 2018

Learn More about America's Health Rankings



- **Compare and Contrast** health measures by year, state and demographics
- **Share Engaging Content** on key health trends
- **Download Data** leveraged by the platform

Visit AmericasHealthRankings.org

Questions?

Thank You.

Explore data.

Gain insights.

Learn more about your state.

VISIT: www.AmericasHealthRankings.org