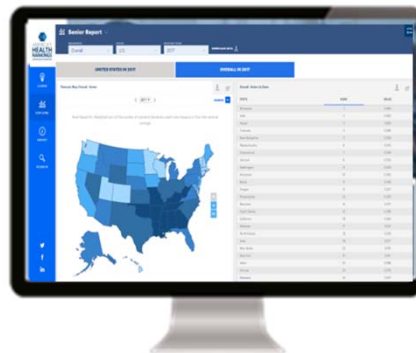


# America's Health Rankings

2019 Senior Report

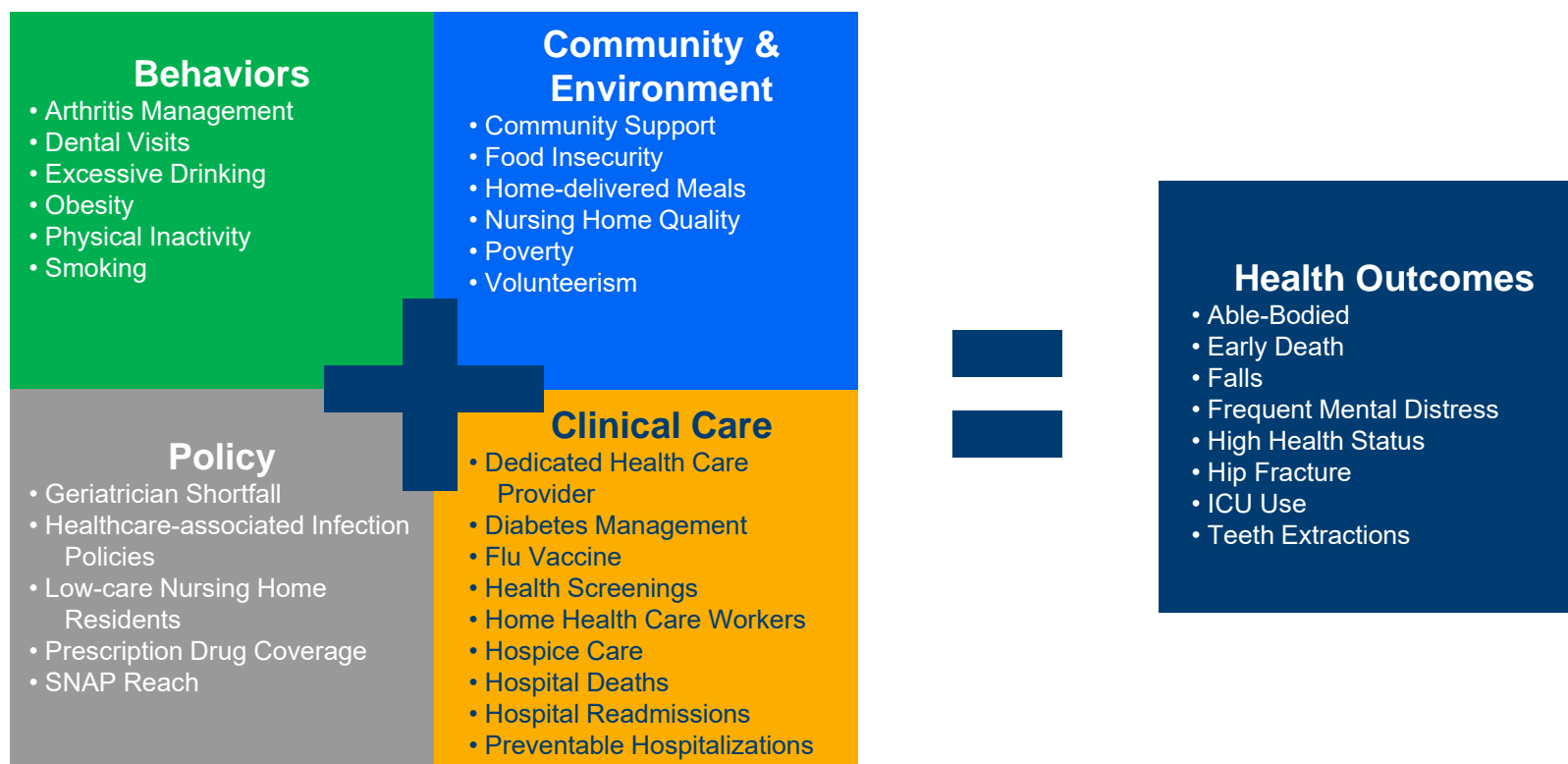
January 9, 2020

# Overview of America's Health Rankings



Visit [AmericasHealthRankings.org](https://AmericasHealthRankings.org)

# How We Measure Senior's Health



- Analysis of 34 measures of behaviors, community and environment, policies as well as clinical care and outcomes data
- Model developed in collaboration with Scientific Advisory Committee of leading senior health and aging experts
- Based on public-use data sets, such as the Centers for Disease Control and Prevention's Behavioral Risk Factor Surveillance System (BRFSS)

# Senior Report | Nevada



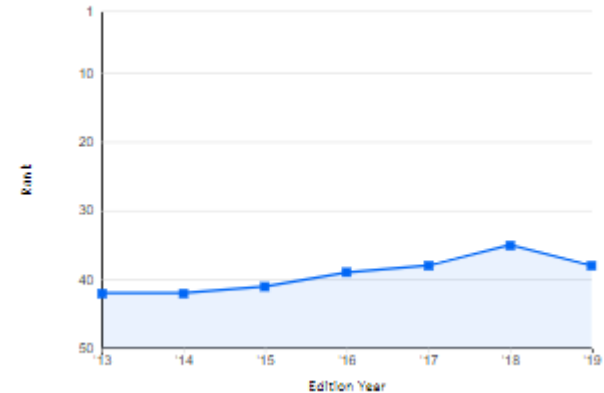
## Nevada

**OVERALL - SENIOR RANK: 38**

**CHANGE: ▼ 3**

**DETERMINANTS RANK: 43**

**OUTCOMES RANK: 32**



### Strengths

- Low prevalence of obesity
- High percentage of home-delivered meals
- High SNAP enrollment

### Challenges

- High prevalence of smoking
- High percentage of ICU use
- Low prevalence of seniors with a dedicated health care provider

### Highlights

- In the past year, smoking increased 48% from 10.2% to 15.1% of adults aged 65+
- In the past six years, depression increased 23% from 12.0% to 14.7% of adults aged 65+

# SNAP Reach

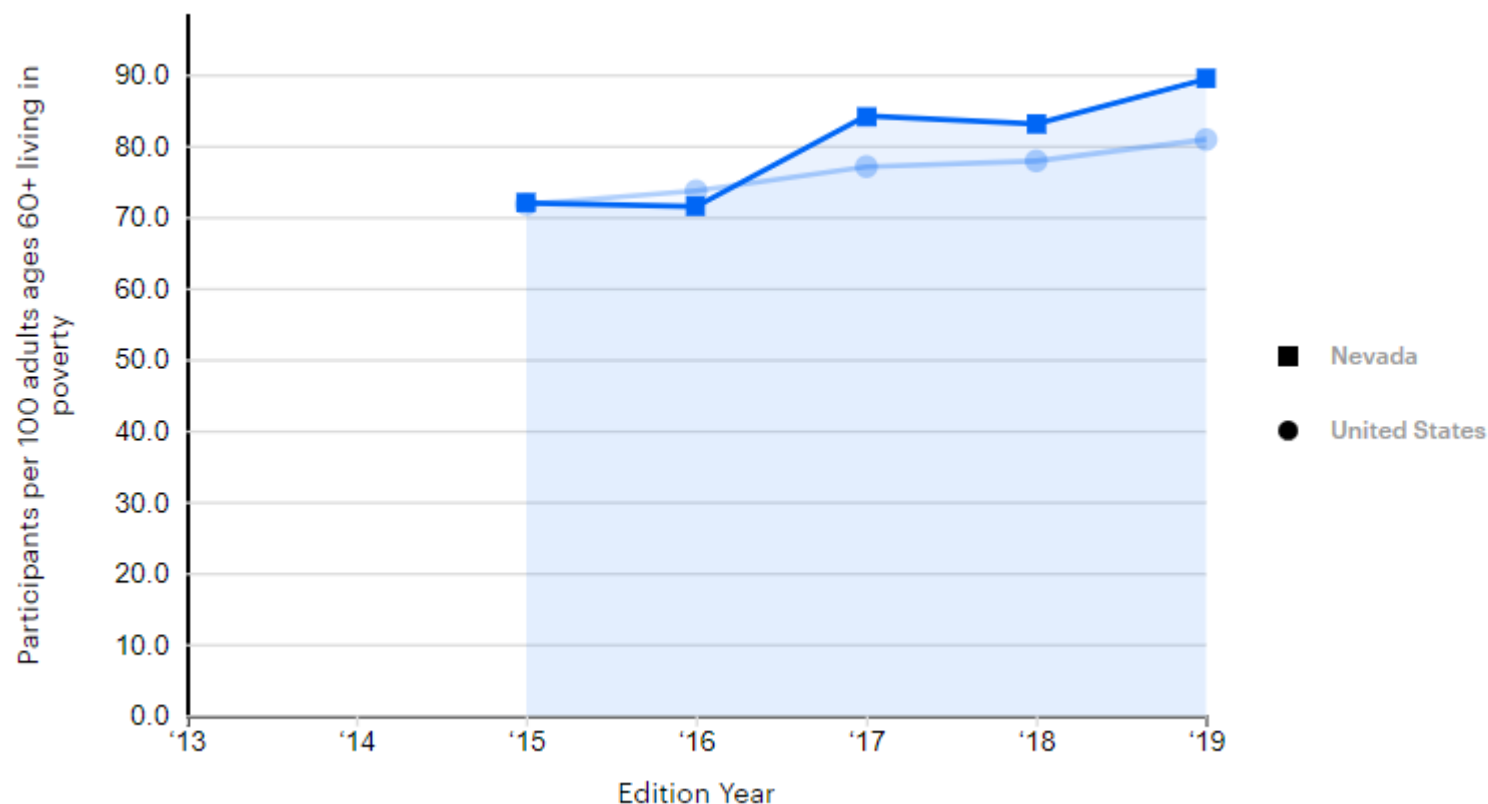
## SNAP REACH

# 13%

Increased 13 percent **since 2015** from 71.8 to 80.9 adults aged 60+ participating per 100 adults 60+ living in poverty.

Number of adults ages 60 and older who participate in the Supplemental Nutrition Assistance Program (SNAP) per 100 adults ages 60 and older living in poverty

# SNAP Reach in Nevada



Number of adults ages 60 and older who participate in the Supplemental Nutrition Assistance Program (SNAP) per 100 adults ages 60 and older living in poverty

# Home Health Care Workers

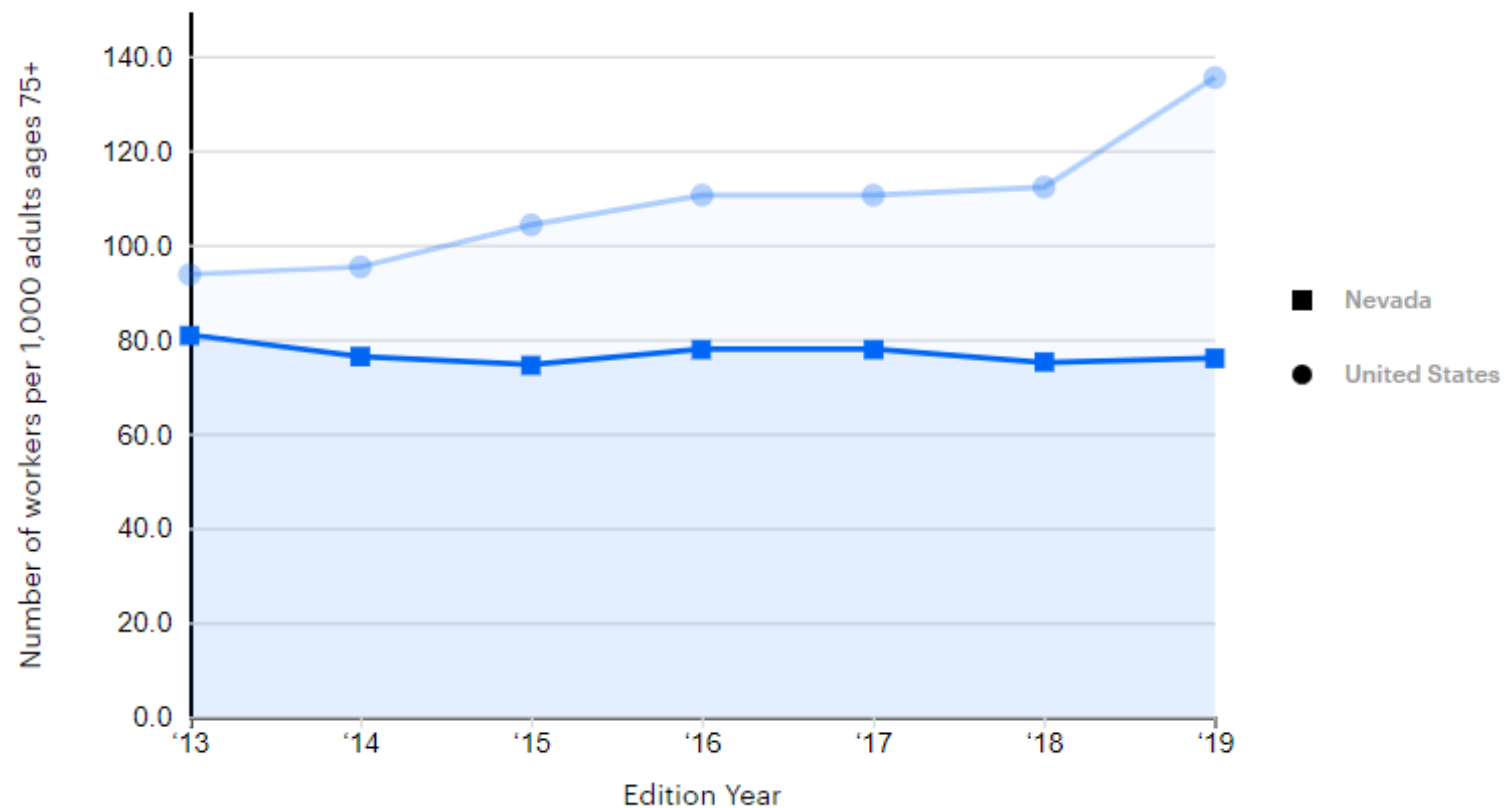
## HOME HEALTH CARE WORKERS

44%

Increased 44 percent **since 2013** from 93.8 to 135.5 workers per 1,000 adults aged 75+.

Number of personal care and home health aides per 1,000 adults ages 75 and older

# Home Health Care Workers in Nevada



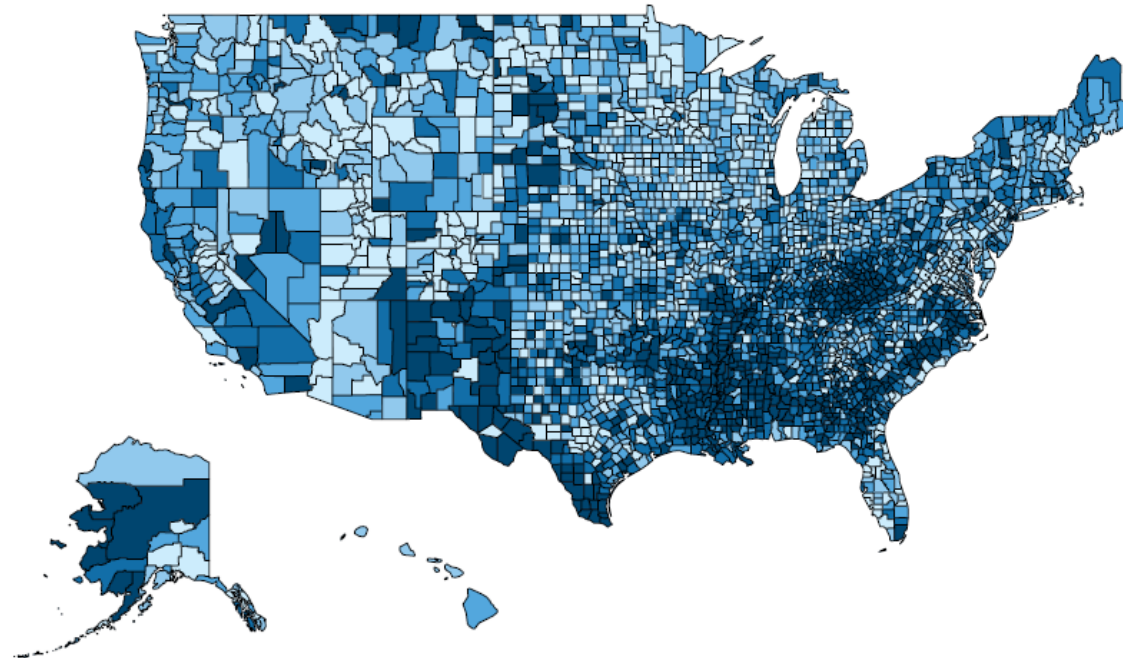
Number of personal care and home health aides per 1,000 adults ages 75 and older



# Risk of Social Isolation

## United States

Risk of Social Isolation by County



Percentile of the mean z scores for six risk factors of social isolation in adults aged 65 and older (poverty; living alone; divorced, separated or widowed; never married; disability; independent living difficulty), relative to all U.S. counties

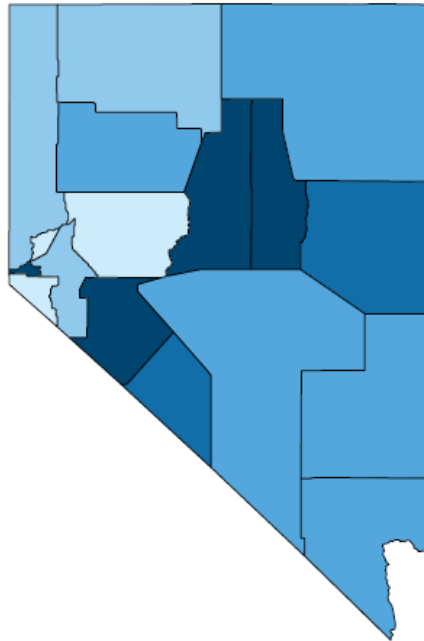
≤ 18th 19th to 38th 39th to 57th 58th to 77th ≥ 78th

Source: U.S. Census Bureau, American Community Survey, 2013-2017

# Risk of Social Isolation in Nevada

## Nevada

Risk of Social Isolation by County



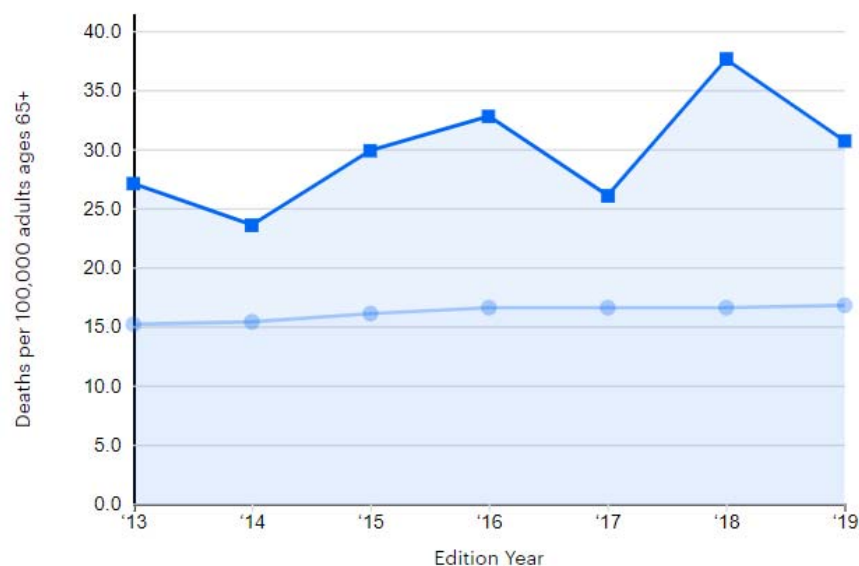
Percentile of the mean z scores for six risk factors of social isolation in adults aged 65 and older (poverty; living alone; divorced, separated or widowed; never married; disability; independent living difficulty), relative to all U.S. counties

■ <= 18th ■ 19th to 38th ■ 39th to 57th ■ 58th to 77th ■ >= 78th

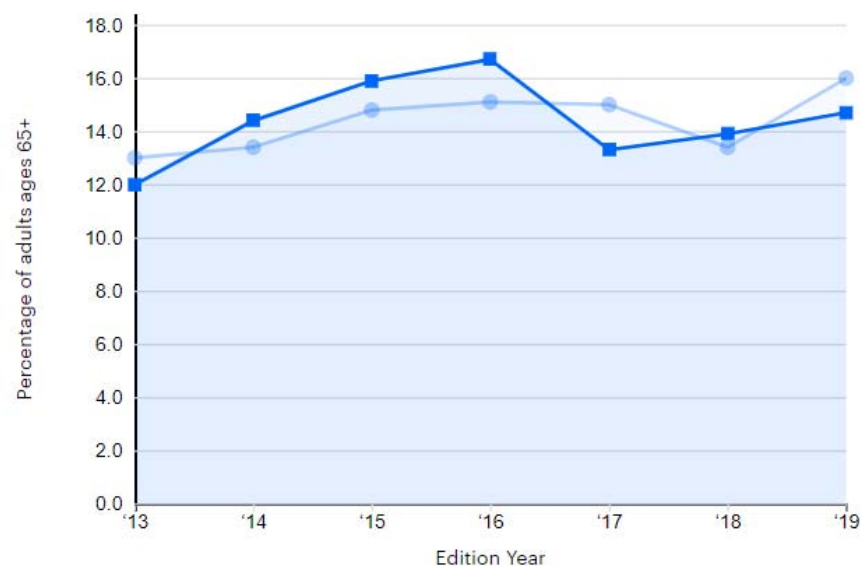
Source: U.S. Census Bureau, American Community Survey, 2013-2017

# Suicide and Depression in Nevada

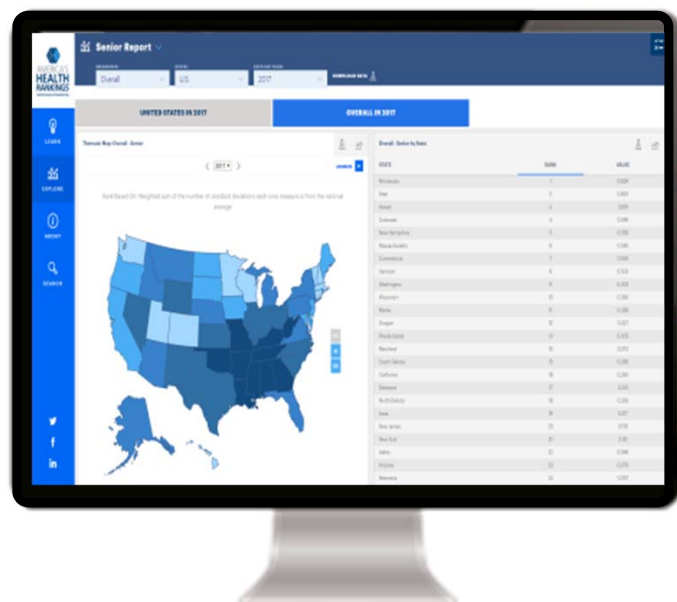
## Suicide



## Depression



# Learn More about America's Health Rankings



- **Compare and Contrast** health measures by year, state and demographics
- **Share Engaging Content** on key health trends
- **Download Data** leveraged by the platform

Visit [AmericasHealthRankings.org](https://AmericasHealthRankings.org)

# Questions?

# Thank You.

**Explore data.**

**Gain insights.**

**Learn more about your state.**

**VISIT:** [www.AmericasHealthRankings.org](http://www.AmericasHealthRankings.org)