

MAT is a free-to-use search engine that focuses its searches on patient assistance resources available to eligible patients.

Impression: MAT is Not a medication pricing transparency tool but rather a patient co-pay assistance tool.

mat.org/Medicine-Cost-Information

Apps Bookmarks SRS REWARDS Amazon.com: Onli... Reno Gazette-Jou... uplicitousDean Debate Watch Par... Amazon Smile

Find Resources For You: 1 Enter Your Medications 2 My Background 3 My Resources

Know More About The Cost of Prescription Medicines

PhRMA's member companies are committed to helping patients make more informed health care decisions by providing more transparency about medicine costs.

Each PhRMA member company made an independent decision about whether to become a signatory and commit to abide by the DTC principles. Not every member company that is a signatory to the DTC principles currently conducts DTC television advertising. Each company has individually and independently determined the content of its advertising and any cost information provided on their websites.

PhRMA and MAT have not independently verified, approved or otherwise reviewed this information. The information provided here is subject to change without notice. Please contact the individual companies with questions about the information provided on their websites.

Enter your information.

Please answer all questions below to see resources that may be available to you based on the information you provided. Personal information will never be saved or shared pursuant to our [Privacy Policy](#) and [Terms of Use](#)

Age	Why?
State/Province/Territory	Why?
Number of People Living in the Household	Why?
Yearly Household Income	Why?
Residency Status	Why?
Are you Insured? <input type="radio"/> Yes <input type="radio"/> No	Why?
Recent Natural disasters? <input type="radio"/> Yes <input type="radio"/> No	Why?

If you have private insurance:

Genentech Patient Foundation
Assistance Type: **No-Cost**
Selected Product
OCREVUS



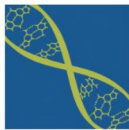
Visit Resource
Website

Call: 888-
941-3331

Apply
Online

Apply by
Fax

Ocrevus Co Pay Card
Assistance Type: **Co-Pay**
Selected Product
OCREVUS



Visit Resource
Website

Genentech Access Solutions
Assistance Type: **Reimbursement**
Selected Product
OCREVUS

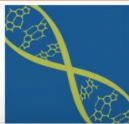


Visit Resource
Website

Call: 888-
422-2377

Apply
Online

Patient Resource Center
Assistance Type: **Other**
Selected Product
OCREVUS



If you have NV Medicaid

Genentech Patient Foundation
Assistance Type: **No-Cost**
Selected Product
OCREVUS



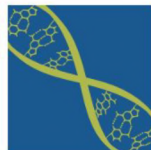
Visit Resource
Website

Call: 888-
941-3331

Apply
Online

Apply by
Fax

Genentech Access Solutions
Assistance Type: **Reimbursement**
Selected Product
OCREVUS




Visit Resource
Website

Call: 888-
422-2377

Apply
Online

Patient Resource Center
Assistance Type: **Other**
Selected Product
OCREVUS



Call: 877-
436-3683

When I clicked on the assistance options, what the tool did is redirect me to the owner of the medication I am on--with warning.

Visit Resource Website

You are now leaving the MAT website. PhRMA and MAT are not responsible for the content presented by any other websites. Are you sure you want to leave?

No

Yes

What the tool did is redirect me to the owner of the medication I am on. With a WARNING.

Visit Resource Website

You are now leaving the MAT website. PhRMA and MAT are not responsible for the content presented by any other websites. Are you sure you want to leave?

No

Yes

Company	Net Income FY 2019	2018 CEO Compensation in Realized Stock Gains	
AbbVie	\$7,800,000,000.00		
Allergan			*Drop attributed in part to safety concerns with textured breast implants (now banned in some other countries) and generics competition for their cosmetic fillers, namely BOTOX.
	-\$5,270,000,000.00		
Amgen	\$7,842,000,000.00	\$18,018,506	
Astellas	\$1,892,000,000.00		
AstraZeneca	\$2,056,000,000.00		
Bayer			*Stock price hit an almost 7 year low, after 3rd U.S. jury verdict that found its Roundup weedkiller to be a cause of people's cancer.
	-\$1,693,000,000.00		
Boehringer Ingelheim			
Bristol-Myers Squibb	\$3,439,000,000.00		
Celgene	\$6,400,000,000.00		
Eli Lilly and Company	\$8,318,000,000.00		
Gilead	\$5,360,000,000.00	\$21,781,701	
GlaxoSmithKline	\$5,600,000,000.00		
Janssen			
Novartis	\$11,730,000,000.00	\$6,565,453	
Novo Nordisk	\$5,840,000,000.00	\$5,458,180	
Otsuka/Lundbeck	\$464,000,000.00		
Pfizer	\$16,273,000,000.00	\$47,042,550	
Sanofi	\$4,500,000,000.00	\$8,149,472	
Sunovion (now Sumitomo Dainippon Pharma)	\$823,046,736.00	\$8,149,472	
Takeda	\$353,000,000.00		
Takeda/Lundbeck			
UCB			
	Publicly available #s - Source: www.macrotrends.net , except where noted.	Per securities and exchange commission, compiled by AXIOS	