

# **NDOC INMATE PROGRAMS OVERVIEW**



## STATE OF NEVADA DEPARTMENT OF CORRECTIONS

### PROGRAMS OVERVIEW: RELIGIOUS AND WORK PROGRAMS

Approximately 65% of the inmates in our institutions and facilities are engaged in some productive activity or programming. NDOC Programming consists of: work assignments, education/training, core programs and/or optional classes. The following outlines our religious and work programs, including: **Boot Camp, Conservation Camps, Restitution Programs, Silver State Industries and a Transitional Housing Program.**

- ✦ Religious programs offer inmates opportunities to practice the requirements of their faith.
  - ❖ All religious practices are treated equally regardless of the religion involved.
  - ❖ Each institution houses a Chapel for religious meetings and services.
  - ❖ All religious activities are administered and coordinated by the Chaplain at each institution.
  - ❖ Chaplains also provide pastoral care to inmates as needed.
- ✦ Work assignments provide the basic labor to meet the institutions' operational needs.
  - ❖ Inmates are employed as clerks, cooks, boiler operators, porters, and in numerous other assignments.
- ✦ "Boot Camp" otherwise called a Program of Regimental Discipline provides a military lifestyle for inmates.
  - ❖ The military lifestyle includes educational and life skills training, manual labor, and extensive physical training.
- ✦ The primary work activities at the Conservation Camps are conservation projects, supervised by staff of the Nevada Division of Forestry.
  - ❖ The primary activity in this program is the action of fire fighting crews during summer.
- ✦ The Restitution program allows inmates to work at jobs in the community and return to the Restitution Centers to live and program.
  - ❖ The inmates reimburse the State for the cost of their room and board, and pay restitution to the victims of their crimes.
- ✦ Silver State Industries is a self-supporting industrial program. All products are manufactured inside the prison, utilizing inmates' labor. All of Silver State Industries program attempt to be self-supportive and actually return monies to the state. Industry programs are designed to reduce inmate idleness, teach job skills and instill a good work ethic.
  - ❖ The largest program is the Department's Ranch. This ranch/farm has been successfully engaged in milk, livestock, and hay production since that time.
  - ❖ Prison Industries also runs a garment factory, furniture and work working programs, metal fabrication programs, mattress factory, print shop/book bindery, horse program, automotive restoration and upholstery, BigHouse Choppers and Drapery Factory.
- ✦ Casa Grande, the Department's Transitional Housing Center provides inmates a dorm-like setting, during their last four to six months of incarceration, enabling them to live in the community. All residents are required to obtain jobs and pay a rent based on their income and ability-to-pay.
  - ❖ Job coaches work with residents to secure employment.
  - ❖ Community based re-entry programs such as money management, housing, family counseling, life skills and substance abuse are provided.

## Availability and Description of Substance Abuse Programs

| <b>Substance Abuse Programs</b>       | <b>NSP</b> | <b>NNCC</b> | <b>WSCC</b> | <b>LCC</b> | <b>SDCC</b> | <b>HDSP</b> | <b>FMWCC</b> |
|---------------------------------------|------------|-------------|-------------|------------|-------------|-------------|--------------|
| <b>OASIS</b>                          |            | X           |             |            | X           |             |              |
| <b>ARCH</b>                           |            |             |             |            |             |             | X            |
| <b>ANCHOR</b>                         |            |             |             |            |             | X           |              |
| <b>Addiction Prevention Education</b> | X          |             | X           | X          | X           | X           | X            |

Source: Department staff  
and records.

### **Offenders Acting in Solidarity to insure Sobriety (OASIS)**

Oasis is an intensive in-patient treatment program. The program includes three phases that concentrate on helping inmates learn more about themselves to re-enter society, and not return to past criminal and alcohol and drug abuse dependency. The program takes 6-12 months to complete. Though the therapeutic community re-socialization process, participants have the opportunity to understand their thinking, acting, and feeling so they have the tools to develop and maintain lifestyle changes necessary to be productive citizens. OASIS was developed by department staff. The program is located at both SDCC and NNCC.

### **Addiction Recovery and Commitment to Healing (ARCH)**

The ARCH therapeutic program includes three phases and is similar to OASIS. The program is located at FMWCC and takes 6-9 months to complete.

### **A New Chance Helping Offenders Recover (ANCHOR)**

After the closure of SNCC, ANCHOR was re-established in February 2009 at HDSP. The program is similar to OASIS.

### **Addiction prevention Education (APE)**

APE is an educational class developed by department staff. The class objectives include: share information, gain knowledge about what addiction is and how it affects people, what habits and beliefs contribute to addiction, and promote a change in thinking that will result in a change in behavior and actions. The goal of APE is to help inmates with addiction problems recognize their addiction and take the recommended steps to address the addiction, and in turn, help the inmate not continue to commit crimes and return to prison. The program lasts 12 weeks. Successfully completing APE can also substitute for the first phase of OASIS, ARCH, and ANCHOR programs.

Nevada Department of Corrections - Program Division - ARCH  
Substance Abuse Treatment Program Participant Data

|   | Jan-09 | Feb-09 | Mar-09 | Apr-09 | May-09 | Jun-09 | Jul-09 | Aug-09 | Sept-09 | Oct-09 | Nov-09 |
|---|--------|--------|--------|--------|--------|--------|--------|--------|---------|--------|--------|
| Where are they now  |        |        |        |        |        |        |        |        |         |        |        |
| A. Successfully complete TC Program                       |        |        |        |        |        |        |        |        |         |        |        |
| 1. Total number of completions                            | 18     | 0      | 1      | 4      | 0      | 7      | 7      | 0      | 2       | 0      | 4      |
| 2. Still in prison  |        |        |        |        |        |        |        |        |         |        |        |
| 1) Still active in aftercare                              | 10     | 9      | 0      | 0      | 0      | 0      | 0      | 0      | 0       | 0      | 0      |
| 2) Successfully completed an after care program           | 2      | 3      | 0      | 0      | 0      | 0      | 0      | 0      | 0       | 0      | 0      |
| 3. Released from prison                                   |        |        |        |        |        |        |        |        |         |        |        |
| 1) Referred to a one-year community aftercare program     | 4      | 2      | 9      | 1      | 1      | 1      | 2      | 2      | 2       | 4      | 0      |
| 4. Reincarceration (within 36 months from release)        |        |        |        |        |        |        |        |        |         |        |        |
| a. Returned to prison                                     |        |        |        |        |        |        |        |        |         |        |        |
| 1) On parole violation                                    |        |        |        |        |        |        |        |        |         |        |        |
| a) Technicals only  | 0      | 0      | 0      | 0      | 0      | 0      | 0      | 0      | 0       | 0      | 0      |
| 2) On new felony conviction                               | 0      | 0      | 0      | 0      | 0      | 0      | 0      | 0      | 0       | 0      | 0      |
| Costs of the prison TC Program                            |        |        |        |        |        |        |        |        |         |        |        |
| A. Cost of the program                                    | 20,356 | 20,356 | 20,356 | 20,356 | 20,356 | 20,356 | 17,348 | 17,348 | 17,348  | 17,348 | 17,348 |
| B. Average daily cost per treatment bed                   | 5.47   | 6.06   | 5.47   | 5.65   | 5.47   | 5.65   | 4.66   | 4.66   | 4.82    | 4.66   | 4.82   |
| C. Average cost per participant who completed the program | 1,131  | 20,356 | 20,356 | 5,089  | 20,356 | 2,908  | 2,478  | 17,348 | 8,674   | 17,348 | 4,337  |

|        |
|--------|
| Dec-09 |
|        |
| 2      |
| 0      |
| 0      |
|        |
| 4      |
|        |
| 0      |
| 0      |
|        |
| 17,348 |
| 4.66   |
| 8,674  |

**DOC-PROGRAMS (BUDGET CATEGORY 12). THERAPEUTIC COMMUNITY PROGRAM - ARCH**

ARCH(Addiction Recovery and Commitment to Healing) Therapeutic Community Program is a Residential Substance Abuse Treatment (RSAT) program located at Florence McClure Women's Correctional Center (FMWCC). The program started in 2004 with a plan for a gradual build-up to 50 participants. In October 2005, the program was increased to 70 beds. In April 2008, the program increased to 120.

| PERFORMANCE INDICATORS |  | Actual<br>FY05 | Actual<br>FY06 | Actual<br>FY07 | Actual<br>FY08 | Actual<br>FY09 | Actual<br>FY10 |
|------------------------|--|----------------|----------------|----------------|----------------|----------------|----------------|
| 1.                     | Number of beds designated for treatment  | 50             | 70             | 70             | 120            | 120            | 120            |
| 2.                     | Ratio of treatment bed occupancy to target bed capacity  |                |                | 94.62%         | 88.15%         | 84.05%         | N/A **         |
| 3.                     | Number of group treatment sessions per month   |                |                | 217            | 221            | 224            | N/A **         |
| 4.                     | Number of individual treatment sessions per month  |                |                | 178            | 165            | 188            | N/A **         |
| 5.                     | Number of participant drug tests attempted   |                | 686            | 487            | 351            | 650            | N/A **         |
| 6.                     | Percentage of attempted drug tests which were refused by inmate or which tested positive for drugs |                | 0.0%           | 0.8%           | 1.4%           | 0.0%           | N/A **         |
| 7.                     | Number of incidents in which an inmate participant was disciplined for misconduct                  |                |                | 113            | 78             | 70             | N/A **         |
| 8.                     | Ratio of disciplinary incidents per inmate participant per year                                    |                |                | 21%            | 12%            | 8%             | N/A **         |
| 9.                     | Number of admissions to the program  | 148            | 218            | 163            | 202            | 200            | N/A **         |
| 10.                    | Number of participants who have successfully completed   | 18             | 26             | 30             | 42             | 42             | N/A **         |
| 11.                    | Number of participants in treatment at fiscal years end  | 49             | 70             | 69             | 104            | 92             | N/A **         |
| 12.                    | Cost of the program  |                |                | 156,920.51     | 219,920.33     | 244,277.79     | 208,176.50     |
| 13.                    | Average daily cost per treatment bed   |                |                | 6.14           | 7.29           | 5.58           | 4.75           |
| 14.                    | Number of participants released from prison  | 4              | 19             | 16             | 28             | 33             | N/A **         |

|   | Calendar<br>2004 | Calendar<br>2005 | Calendar<br>2006 | Calendar<br>2007 | Calendar<br>2008 | Calendar<br>2009 |
|---|------------------|------------------|------------------|------------------|------------------|------------------|
| 15. Recidivism (Based on calendar year to match NDOC formulas)*** | 0%               | 50%              | 17%              | 15% <sup>1</sup> | 5% <sup>2</sup>  | 0% <sup>3</sup>  |

\* Gray shaded area on the chart is unavailable or unattainable

\*\*Actual FY10 Performance Indicators will be complete on June 30, 2011

\*\*\*Recidivism rates are based on when participant was released for a 36 month period.

1: Calendar 2007 Recidivism will be complete on December 31, 2010

2: calendar 2008 Recidivism will be complete on December 31, 2011

3: Calendar 2009 Recidivism will be complete on December 31, 2012

Nevada Department of Corrections - Program Division - ARCH  
Substance Abuse Treatment Program Participant Data

[illegible]

Nevada Department of Corrections - Program Division - ANCHOR  
Substance Abuse Treatment Program Participant Data

|  | Jan-09 | Feb-09 | Mar-09 | Apr-09 | May-09 | Jun-09 | Jul-09 | Aug-09 | Sept-09 | Oct-09 | Nov-09 | Dec-09 |
|--|--------|--------|--------|--------|--------|--------|--------|--------|---------|--------|--------|--------|
| I. Census  |        |        |        |        |        |        |        |        |         |        |        |        |
| A. Capacity  |        |        |        |        |        |        |        |        |         |        |        |        |
| 1. Number of Beds Designated for Treatment   | *      | 56     | 56     | 56     | 56     | 56     | 56     | 56     | 56      | 56     | 56     | 56     |
| 2. Percentage of Treatment Bed Occupancy Monthly Average   | *      | 100%   | 99%    | 100%   | 100%   | 100%   | 96%    | 99%    | 100%    | 99%    | 100%   | 100%   |
| B. Participants  |        |        |        |        |        |        |        |        |         |        |        |        |
| 1. Number of Admissions  | *      | 56     | 0      | 9      | 2      | 6      | 1      | 10     | 1       | 1      | 1      | 0      |
| 2. Number of participants readmitted to the program after a period of interruption                           | *      | 0      | 0      | 0      | 0      | 0      | 0      | 0      | 0       | 0      | 0      | 0      |
| C. Exits   |        |        |        |        |        |        |        |        |         |        |        |        |
| 1. Upon evaluation did not meet ASAM criteria for this level of treatment                                    | *      | 0      | 0      | 0      | 0      | 0      | 0      | 0      | 0       | 0      | 0      | 0      |
| 2. Program Failure   | *      | 0      | 0      | 4      | 0      | 0      | 0      | 0      | 0       | 0      | 0      | 0      |
| 3. Early Administrative Exit   | *      | 0      | 2      | 1      | 0      | 2      | 6      | 8      | 1       | 2      | 1      | 1      |
| 4. Successful Completions  | *      | 0      | 0      | 0      | 0      | 0      | 0      | 0      | 0       | 0      | 0      | 47     |
| 5. Total Number of Program Exits   | *      | 0      | 2      | 5      | 0      | 2      | 6      | 8      | 1       | 2      | 1      | 48     |
| 6. Percentage of Total Exits who Complete the Program  | *      | 0%     | 0%     | 0%     | 0%     | 0%     | 0%     | 0%     | 0%      | 0%     | 0%     | 98%    |
| 7. Average length of stay (in days) for those successfully completing  | *      |        |        |        |        |        |        |        |         |        |        |        |
| a. Six months  | *      |        |        |        |        |        |        |        |         |        |        |        |
| b. Six months to Twelve months   | *      | 0      | 0      | 0      | 0      | 0      | 0      | 0      | 0       | 0      | 0      | 47     |
| II. Participant conduct  |        |        |        |        |        |        |        |        |         |        |        |        |
| A. Drug Testing  |        |        |        |        |        |        |        |        |         |        |        |        |
| 1. Drug tests attempted at HDSP  | *      | 153    | 185    | 138    | 151    | 123    | 168    | 253    | 367     | 260    | 338    | 157    |
| 2. Number of Program participants refused or tested positive   | *      | 0      | 0      | 0      | 0      | 0      | 0      | 0      | 0       | 0      | 0      | 0      |
| 3. Number of HDSP Inmates refused or tested positive   | *      | 1      | 3      | 3      | 1      | 2      | 0      | 2      | 1       | 1      | 6      | 1      |
| B. Formal Disciplinary charges   |        |        |        |        |        |        |        |        |         |        |        |        |
| 1. Actual number of Program participants found guilty of a disciplinary                                      | *      | 1      | 11     | 1      | 5      | 2      | 4      | 4      | 4       | 1      | 5      | 2      |
| 2. Actual number of HDSP Inmates found guilty of a disciplinary  | *      | 18     | 240    | 241    | 256    | 164    | 209    | 246    | 245     | 310    | 239    | 281    |
| C. Graduates remaining incarcerated  |        |        |        |        |        |        |        |        |         |        |        |        |
| Number of disciplinary convictions in which a participant was found guilty by a disciplinary hearing officer | *      | 0      | 0      | 0      | 0      | 0      | 0      | 0      | 0       | 0      | 0      | 2      |
| 2. Number of drug tests refused or tested positive   | *      | 0      | 0      | 0      | 0      | 0      | 0      | 0      | 0       | 0      | 0      | 0      |

\* Gray shaded area on the chard was before the restart of the program, February 20, 2009

DOC-PROGRAMS (BUDGET CATEGORY 12). THERAPEUTIC COMMUNITY PROGRAM - ANCHOR

ANCHOR(A New Change Helping Offenders Recover) Therapeutic Community Program is a Residential Substance Abuse Treatment (RSAT) program located at Southern Nevada Correctional Center (SNCC). The program started August 2007 with a plan for a gradual build-up to 50 participants. The program was halted in January 2008 because of the closing of SNCC. The program restarted at High Desert State Prison (HDSP) on February 16, 2009 with a plan for a gradual build-up to 56 participants.

| PERFORMANCE INDICATORS |  | Actual<br>FY08 | Actual<br>FY09 | Actual<br>FY10 |
|------------------------|--|----------------|----------------|----------------|
| 1.                     | Number of beds designated for treatment  | 50             | 56             | 56             |
| 2.                     | Ratio of treatment bed occupancy to target bed capacity  | * 97.00%       | 99.53%         | N/A **         |
| 3.                     | Number of group treatment sessions per month   | * 192          | 78             | N/A **         |
| 4.                     | Number of individual treatment sessions per month  | * 25           | 50             | N/A **         |
| 5.                     | Number of participant drug tests attempted   | * 349          | 750            | N/A **         |
| 6.                     | Percentage of attempted drug tests which were refused by inmate or which tested positive for drugs | * 0.0%         | 0.0%           | N/A **         |
| 7.                     | Number of incidents in which an inmate participant was disciplined for misconduct                  | * 43           | 20             | N/A **         |
| 8.                     | Ratio of disciplinary incidents per inmate participant per year                                    | * 10%          | 2%             | N/A **         |
| 9.                     | Number of admissions to the program  | * 68           | 73             | N/A **         |
| 10.                    | Number of participants who have successfully completed   | * 0            | 0              | N/A **         |
| 11.                    | Number of participants in treatment at fiscal years end  | * 50           | 56             | N/A **         |
| 12.                    | Cost of the program  | 97,152.00      | 110,834.00     | 128,523.00     |
| 13.                    | Average daily cost per treatment bed   | * 5.31         | 5.42           | 6.29           |
| 14.                    | Number of participants released from prison  | 0              | 0              | N/A **         |

|   | Calendar<br>2007 | Calendar<br>2008 | Calendar<br>2009 |
|---|------------------|------------------|------------------|
| 15. Recidivism (Based on calendar year to match NDOC formulas)*** | 0% <sup>1</sup>  | 0% <sup>2</sup>  | 0% <sup>3</sup>  |

\*FY08 reflects partial year data from August 1, 2007 through the closing of SNCC.

\*FY09 reflects partial year data from reopening of program on February 16, 2009.

\*\*Actual FY10 Performance Indicators will be complete on June 30, 2011

1: Recidivism rate is zero - no inmates graduated and were released during 2007.

2: Recidivism rate is zero - program was halted due to SNCC closing and no graduates recorded.

3: Calendar 2009 Recidivism will be complete on December 31, 2012

Nevada Department of Corrections - Program Division - ANCHOR  
Substance Abuse Treatment Program Participant Data

|   | Jan-09 | Feb-09 | Mar-09 | Apr-09 | May-09 | Jun-09 | Jul-09 | Aug-09 | Sept-09 | Oct-09 | Nov-09 | Dec-09 |
|---|--------|--------|--------|--------|--------|--------|--------|--------|---------|--------|--------|--------|
| Where are they now  |        |        |        |        |        |        |        |        |         |        |        |        |
| A. Successfully complete TC Program                       |        |        |        |        |        |        |        |        |         |        |        |        |
| 1. Total number of completions                            | *      | 0      | 0      | 0      | 0      | 0      | 0      | 0      | 0       | 0      | 0      | 47     |
| 2. Still in prison  |        |        |        |        |        |        |        |        |         |        |        |        |
| 1) Still active in aftercare                              | *      | 0      | 0      | 0      | 0      | 0      | 0      | 0      | 0       | 0      | 0      | 0      |
| 2) Successfully completed an after care program           | *      | 0      | 0      | 0      | 0      | 0      | 0      | 0      | 0       | 0      | 0      | 0      |
| 3. Released from prison                                   |        |        |        |        |        |        |        |        |         |        |        |        |
| 1) Referred to a one-year community aftercare program     | *      | 0      | 0      | 0      | 0      | 0      | 0      | 0      | 0       | 0      | 0      | 0      |
| 4. Reincarceration (within 36 months from release)        |        |        |        |        |        |        |        |        |         |        |        |        |
| a. Returned to prison                                     |        |        |        |        |        |        |        |        |         |        |        |        |
| 1) On parole violation                                    |        |        |        |        |        |        |        |        |         |        |        |        |
| a) Technicals only  | *      | 0      | 0      | 0      | 0      | 0      | 0      | 0      | 0       | 0      | 0      | 0      |
| 2) On new felony conviction                               | *      | 0      | 0      | 0      | 0      | 0      | 0      | 0      | 0       | 0      | 0      | 0      |
| Costs of the prison TC Program                            |        |        |        |        |        |        |        |        |         |        |        |        |
| A. Cost of the program                                    | *      | 9,236  | 9,236  | 9,236  | 9,236  | 9,236  | 10,710 | 10,710 | 10,710  | 10,710 | 10,710 | 10,710 |
| B. Average daily cost per treatment bed                   | *      | 5.89   | 5.32   | 5.50   | 5.32   | 5.50   | 6.17   | 6.17   | 6.38    | 6.17   | 6.38   | 6.17   |
| C. Average cost per participant who completed the program | *      | 9,236  | 9,236  | 9,236  | 9,236  | 9,236  | 10,710 | 10,710 | 10,710  | 10,710 | 10,710 | 228    |

\* Gray shaded area on the chart was before the restart of the program, February 20, 2009

Nevada Department of Corrections - Program Division - OASIS NORTH  
Substance Abuse Treatment Program Participant Data

|   | Jan-09 | Feb-09 | Mar-09 | Apr-09 | May-09 | Jun-09 | Jul-09 | Aug-09 | Sept-09 | Oct-09 | Nov-09 |
|---|--------|--------|--------|--------|--------|--------|--------|--------|---------|--------|--------|
| Where are they now  |        |        |        |        |        |        |        |        |         |        |        |
| A. Successfully complete TC Program                       |        |        |        |        |        |        |        |        |         |        |        |
| 1. Total number of completions                            | 6      | 8      | 9      | 0      | 7      | 14     | 17     | 10     | 13      | 0      | 9      |
| 2. Still in prison  |        |        |        |        |        |        |        |        |         |        |        |
| 1) Still active in aftercare                              | 0      | 0      | 0      | 0      | 0      | 0      | 0      | 0      | 0       | 0      | 0      |
| 2) Successfully completed an after care program           | 0      | 0      | 0      | 0      | 0      | 0      | 0      | 0      | 0       | 0      | 0      |
| 3. Released from prison                                   |        |        |        |        |        |        |        |        |         |        |        |
| 1) Referred to a one-year community aftercare program     | 3      | 1      | 4      | 5      | 3      | 11     | 8      | 3      | 4       | 3      | 4      |
| 4. Reincarceration (within 36 months from release)        |        |        |        |        |        |        |        |        |         |        |        |
| a. Returned to prison                                     |        |        |        |        |        |        |        |        |         |        |        |
| 1) On parole violation                                    |        |        |        |        |        |        |        |        |         |        |        |
| a) Technicals only  | 0      | 0      | 0      | 0      | 0      | 0      | 1      | 0      | 1       | 1      | 1      |
| 2) On new felony conviction                               | 4      | 1      | 3      | 1      | 2      | 3      | 3      | 1      | 1       | 1      | 2      |
| Costs of the prison TC Program                            |        |        |        |        |        |        |        |        |         |        |        |
| A. Cost of the program                                    | 41,847 | 41,847 | 41,847 | 41,847 | 41,847 | 41,847 | 37,640 | 37,640 | 37,640  | 37,640 | 37,640 |
| B. Average daily cost per treatment bed                   | 7.89   | 8.74   | 7.89   | 8.16   | 7.89   | 8.16   | 7.10   | 7.10   | 7.34    | 7.10   | 7.34   |
| C. Average cost per participant who completed the program | 6,975  | 5,231  | 4,650  | 41,847 | 5,978  | 2,989  | 2,214  | 3,764  | 2,895   | 37,640 | 4,182  |

**DOC-PROGRAMS (BUDGET CATEGORY 12). THERAPEUTIC COMMUNITY PROGRAM - OASIS NORTH**

OASIS(Offenders Acting in Solidarity to Insure Sobriety) Therapeutic Community Program is a Residential Substance Abuse Treatment (RSAT) program located at Northern Nevada Correctional Center (NNCC). The program started February 2007 with a plan to maintain a build-up of 171 participants.

| PERFORMANCE INDICATORS |  | Actual<br>FY07 | Actual<br>FY08 | Actual<br>FY09 | Actual<br>FY10 |
|------------------------|--|----------------|----------------|----------------|----------------|
| 1.                     | Number of beds designated for treatment  | 171            | 171            | 171            | 171            |
| 2.                     | Ratio of treatment bed occupancy to target bed capacity  | * 98.63%       | 96.84%         | 97.08%         | N/A **         |
| 3.                     | Number of group treatment sessions per month   | * 97           | 473            | 514            | N/A **         |
| 4.                     | Number of individual treatment sessions per month  | * 242          | 236            | 212            | N/A **         |
| 5.                     | Number of participant drug tests attempted   | * 352          | 932            | 1023           | N/A **         |
| 6.                     | Percentage of attempted drug tests which were refused by inmate or which tested positive for drugs | * 3.1%         | 1.4%           | 0.10%          | N/A **         |
| 7.                     | Number of incidents in which an inmate participant was disciplined for misconduct                  | * 49           | 61             | 77             | N/A **         |
| 8.                     | Ratio of disciplinary incidents per inmate participant per year                                    | * 10%          | 8%             | 8%             | N/A **         |
| 9.                     | Number of admissions to the program  | * 114          | 233            | 218            | N/A **         |
| 10.                    | Number of participants who have successfully completed   | * 110          | 140            | 105            | N/A **         |
| 11.                    | Number of participants in treatment at fiscal years end  | * 168          | 169            | 170            | N/A **         |
| 12.                    | Cost of the program  | 98,829.00      | 453,974.00     | 502,164.00     | 451,678.00     |
| 13.                    | Average daily cost per treatment bed   | * 3.85         | 7.27           | 8.05           | 7.24           |
| 14.                    | Number of participants released from prison  | 10             | 130            | 127            | N/A **         |

|     |   | Calendar<br>2007 | Calendar<br>2008 | Calendar<br>2009 |
|-----|---|------------------|------------------|------------------|
| 15. | Recidivism (Based on calendar year to match NDOC formulas)*** | 29% <sup>1</sup> | 19% <sup>2</sup> | 2% <sup>3</sup>  |

\*For FY07 reflects partial year data since the program did not begin until February 2007

\*\*Actual FY10 Performance Indicators will be complete on June 30, 2011

\*\*\*Recidivism rates are based on when participant was released for a 36 month period.

1: Calendar 2007 Recidivism will be complete on December 31, 2010

2: Calendar 2008 Recidivism will be complete on December 31, 2011

2: Calendar 2009 Recidivism will be complete on December 31, 2012

Nevada Department of Corrections - Program Division - OASIS NORTH  
Substance Abuse Treatment Program Participant Data

[illegible]

Nevada Department of Corrections - Program Division - OASIS  
Substance Abuse Treatment Program Participant Data

|   | Jan-09 | Feb-09 | Mar-09 | Apr-09 | May-09 | Jun-09 | Jul-09 | Aug-09 | Sept-09 | Oct-09 | Nov-09 | Dec-09 |
|---|--------|--------|--------|--------|--------|--------|--------|--------|---------|--------|--------|--------|
| <b>I. Census</b>  |        |        |        |        |        |        |        |        |         |        |        |        |
| <b>A. Capacity</b>  |        |        |        |        |        |        |        |        |         |        |        |        |
| 1. Number of Beds Designated for Treatment  | 240    | 240    | 240    | 240    | 240    | 240    | 240    | 240    | 240     | 240    | 240    | 240    |
| 2. Percentage of Treatment Bed Occupancy Monthly Average  | 92%    | 81%    | 67%    | 66%    | 69%    | 70%    | 65%    | 58%    | 63%     | 69%    | 76%    | 66%    |
| <b>B. Participants</b>  |        |        |        |        |        |        |        |        |         |        |        |        |
| 1. Number of Admissions   | 0      | 0      | 8      | 13     | 35     | 13     | 26     | 23     | 37      | 44     | 8      | 0      |
| 2. Number of participants readmitted to the program after a period of interruption                              | 1      | 0      | 2      | 4      | 0      | 2      | 6      | 1      | 0       | 3      | 0      | 1      |
| <b>C. Exits</b>   |        |        |        |        |        |        |        |        |         |        |        |        |
| 1. Upon evaluation did not meet ASAM criteria for this level of treatment                                       | 0      | 0      | 0      | 0      | 0      | 0      | 0      | 0      | 0       | 0      | 0      | 0      |
| 2. Program Failure  | 0      | 0      | 0      | 1      | 1      | 0      | 3      | 13     | 4       | 0      | 1      | 10     |
| 3. Early Administrative Exit  | 16     | 15     | 11     | 7      | 8      | 8      | 13     | 5      | 3       | 15     | 9      | 10     |
| 4. Successful Completions   | 1      | 26     | 3      | 11     | 9      | 14     | 20     | 12     | 15      | 14     | 0      | 0      |
| 5. Total Number of Program Exits  | 17     | 41     | 14     | 19     | 18     | 22     | 36     | 30     | 22      | 29     | 10     | 20     |
| 6. Percentage of Total Exits who Complete the Program   | 6%     | 63%    | 21%    | 58%    | 50%    | 64%    | 56%    | 40%    | 68%     | 48%    | 0%     | 0%     |
| 7. Average length of stay (in days) for those successfully completing   |        |        |        |        |        |        |        |        |         |        |        |        |
| a. Six months   |        |        |        |        |        |        |        |        |         |        |        |        |
| b. Six months to Twelve months  | 1      | 26     | 3      | 11     | 9      | 14     | 20     | 12     | 15      | 14     | 0      | 0      |
| <b>II. Participant conduct</b>  |        |        |        |        |        |        |        |        |         |        |        |        |
| <b>A. Drug Testing</b>  |        |        |        |        |        |        |        |        |         |        |        |        |
| 1. Drug tests attempted at SDCC   | 115    | 112    | 174    | 204    | 132    | 259    | 96     | 77     | 77      | 75     | 172    | 173    |
| 2. Number of Program participants refused or tested positive  | 0      | 1      | 0      | 0      | 0      | 0      | 1      | 0      | 0       | 0      | 0      | 0      |
| 3. Number of SDCC Inmates refused or tested positive  | 1      | 2      | 20     | 1      | 5      | 5      | 2      | 0      | 2       | 0      | 0      | 3      |
| <b>B. Formal Disciplinary charges</b>   |        |        |        |        |        |        |        |        |         |        |        |        |
| 1. Actual number of Program participants found guilty of a disciplinary   | 24     | 27     | 8      | 8      | 14     | 26     | 35     | 27     | 18      | 11     | 11     | 9      |
| 2. Actual number of SDCC Inmates found guilty of a disciplinary   | 128    | 140    | 87     | 107    | 104    | 171    | 161    | 135    | 112     | 59     | 105    | 128    |
| <b>C. Graduates remaining incarcerated</b>  |        |        |        |        |        |        |        |        |         |        |        |        |
| 1. Number of disciplinary convictions in which a participant was found guilty by a disciplinary hearing officer | 5      | 11     | 13     | 8      | 9      | 11     | 11     | 7      | 6       | 2      | 9      | 9      |
| 2. Number of drug tests refused or tested positive  | 0      | 0      | 3      | 1      | 0      | 0      | 0      | 0      | 1       | 0      | 0      | 0      |

**DOC-PROGRAMS (BUDGET CATEGORY 12). THERAPEUTIC COMMUNITY PROGRAM - OASIS**

OASIS(Offenders Acting in Solidarity to Insure Sobriety) Therapeutic Community Program is a Residential Substance Abuse Treatment (RSAT) program located at Southern Desert Correctional Center (SDCC). The program started March 2002 with a plan for a gradual build-up to 400 participants. In November 2003, the program was reduced to 204. In June 2006, the program increased to 213. In April 2008, the program increased to 240.

| PERFORMANCE INDICATORS |  | Actual<br>FY03 | Actual<br>FY04 | Actual<br>FY05 | Actual<br>FY06 | Actual<br>FY07 | Actual<br>FY08 | Actual<br>FY09 | Actual<br>FY10 |
|------------------------|--|----------------|----------------|----------------|----------------|----------------|----------------|----------------|----------------|
| 1.                     | Number of beds designated for treatment  | 400            | 204            | 199            | 203            | 204            | 240            | 240            | 240            |
| 2.                     | Ratio of treatment bed occupancy to target bed capacity  | *              | 79.63%         | 90.74%         | 95.00%         | 99.83%         | 96.61%         | 83.60%         | N/A **         |
| 3.                     | Number of group treatment sessions per month   | *              | 348            | 615            | 415            | 413            | 732            | 513            | 313            |
| 4.                     | Number of individual treatment sessions per month  | *              | 280            | 159            | 300            | 203            | 206            | 184            | 165            |
| 5.                     | Number of participant drug tests attempted   | *              | 296            | 394            | 1046           | 740            | 2314           | 2596           | 2080           |
| 6.                     | Percentage of attempted drug tests which were refused by inmate or which tested positive for drugs | *              | 5.8%           | 3.9%           | 5.0%           | 2.0%           | 0.8%           | 0.8%           | 0.3%           |
| 7.                     | Number of incidents in which an inmate participant was disciplined for misconduct                  |                |                | 65             | 69             | 51             | 132            | 231            | N/A **         |
| 8.                     | Ratio of disciplinary incidents per inmate participant per year                                    |                |                | 3%             | 8%             | 5%             | 10%            | 15%            | N/A **         |
| 9.                     | Number of admissions to the program  |                | 371            | 61             | 313            | 188            | 306            | 386            | 368            |
| 10.                    | Number of participants who have successfully completed   | *              | 56             | 93             | 162            | 160            | 227            | 223            | 152            |
| 11.                    | Number of participants in treatment at fiscal years end  |                | 319            | 118            | 176            | 203            | 204            | 232            | 165            |
| 12.                    | Cost of the program  | *              | 266,519.55     | 532,819.94     | 389,362.33     | 362,304.00     | 560,683.47     | 611,930.22     | 762,436.00     |
| 13.                    | Average daily cost per treatment bed   |                | 2.29           | 12.37          | 6.06           | 4.88           | 7.53           | 7.61           | 8.70           |
| 14.                    | Number of participants released from prison  |                | 10             | 47             | 113            | 99             | 90             | 208            | 207            |

|   | Calendar<br>2002 | Calendar<br>2003 | Calendar<br>2004 | Calendar<br>2005 | Calendar<br>2006 | Calendar<br>2007 | Calendar<br>2008 | Calendar<br>2009 |
|---|------------------|------------------|------------------|------------------|------------------|------------------|------------------|------------------|
| 15. Recidivism (Based on calendar year to match NDOC formulas)*** | 63%              | 25%              | 33%              | 40%              | 40%              | 30% <sup>1</sup> | 12% <sup>2</sup> | 2% <sup>3</sup>  |

\*For FY02 reflects partial year data since the program did not begin until March 2002

\*\*Actual FY10 Performance Indicators will be complete on June 30, 2011

\*\*\*Recidivism rates are based on when participant was released for a 36 month period.

1: Calendar 2007 Recidivism will be complete on December 31, 2010

2: calendar 2008 Recidivism will be complete on December 31, 2011

3: Calendar 2009 Recidivism will be complete on December 31, 2012

Nevada Department of Corrections - Program Division - OASIS  
Substance Abuse Treatment Program Participant Data

|   | Jan-09 | Feb-09 | Mar-09 | Apr-09 | May-09 | Jun-09 | Jul-09 | Aug-09 | Sept-09 | Oct-09 | Nov-09 | Dec-09 |
|---|--------|--------|--------|--------|--------|--------|--------|--------|---------|--------|--------|--------|
| Where are they now  |        |        |        |        |        |        |        |        |         |        |        |        |
| A. Successfully complete TC Program                       |        |        |        |        |        |        |        |        |         |        |        |        |
| 1. Total number of completions                            | 1      | 26     | 3      | 11     | 9      | 14     | 20     | 12     | 15      | 14     | 0      | 0      |
| 2. Still in prison  |        |        |        |        |        |        |        |        |         |        |        |        |
| 1) Still active in aftercare                              | 0      | 0      | 0      | 0      | 0      | 0      | 0      | 0      | 0       | 0      | 0      | 0      |
| 2) Successfully completed an after care program           | 0      | 0      | 0      | 0      | 0      | 0      | 0      | 0      | 0       | 0      | 0      | 0      |
| 3. Released from prison                                   |        |        |        |        |        |        |        |        |         |        |        |        |
| 1) Referred to a one-year community aftercare program     | 4      | 3      | 9      | 10     | 13     | 12     | 12     | 13     | 11      | 9      | 9      | 8      |
| 4. Reincarceration (within 36 months from release)        |        |        |        |        |        |        |        |        |         |        |        |        |
| a. Returned to prison                                     |        |        |        |        |        |        |        |        |         |        |        |        |
| 1) On parole violation                                    |        |        |        |        |        |        |        |        |         |        |        |        |
| a) Technicals only  | 1      | 1      | 3      | 2      | 1      | 0      | 0      | 2      | 0       | 1      | 1      | 0      |
| 2) On new felony conviction                               | 0      | 1      | 7      | 3      | 3      | 2      | 2      | 1      | 4       | 4      | 4      | 2      |
| Costs of the prison TC Program                            |        |        |        |        |        |        |        |        |         |        |        |        |
| A. Cost of the program                                    | 63,536 | 63,536 | 63,536 | 63,536 | 63,536 | 63,536 | 64,899 | 64,899 | 64,899  | 64,899 | 64,899 | 64,899 |
| B. Average daily cost per treatment bed                   | 8.54   | 9.45   | 8.54   | 8.82   | 8.54   | 8.82   | 8.72   | 8.72   | 9.01    | 8.72   | 9.01   | 8.72   |
| C. Average cost per participant who completed the program | 63,536 | 2,444  | 21,179 | 5,776  | 7,060  | 4,538  | 3,245  | 5,408  | 4,327   | 4,636  | 64,899 | 64,899 |

## Availability of Correctional Program Classes by Institution

### March 2010

| Correctional Classes                             | NSP | NNCC | WSCC | LCC | ESP | SDCC | HDSP | FMWCC | Totals |
|--|-----|------|------|-----|-----|------|------|-------|--------|
| 1 ABCs of Parenting / Nurt.Families/ Parent/Teen |     |      |      |     |     |      |      | x     | 1      |
| 2 Anger Management                               | x   | x    | x    | x   | x   | x    | x    | x     | 8      |
| 3 "Cage Your Rage"                               |     | x    |      | x   |     | x    |      | x     | 3      |
| 5 "Commitment to Change" Core Program            | x   | x    | x    | x   | x   | x    | x    | x     | 8      |
| 6 Communications                                 |     |      |      |     |     | x    |      | x     | 2      |
| 7 Conflict Resolution                            |     | x    | x    | x   |     | x    |      | x     | 5      |
| 8 Domestic Violence                              | x   | x    | x    |     |     | x    |      | x     | 5      |
| 9 Domestic Violence-Women                        |     |      |      |     |     |      |      | x     | 1      |
| 10 Emotions Mgt/ SOS Help for Emotions           | x   | x    | x    | x   |     | x    |      | x     | 6      |
| 11 Family  |     |      |      |     |     |      |      |       | 0      |
| 12 Fitness and Wellness                          |     |      |      |     |     | x    |      |       | 1      |
| 13 Gang Aftercare                                |     |      |      |     |     |      |      |       | 0      |
| 14 Gang Awareness                                |     |      |      |     |     |      |      |       | 0      |
| 15 Health-Related Recovery                       |     | x    |      |     |     |      |      |       | 1      |
| 16 Inside/Outside Dads                           |     |      |      |     |     | x    |      |       | 1      |
| 17 Maternal Health and Child Care                |     |      |      |     |     |      |      | x     | 1      |
| 18 New Beginnings                                | x   | x    | x    | x   |     | x    | x    | x     | 7      |
| 19 One World                                     |     |      |      |     |     |      |      |       | 0      |
| 20 Parenting                                     | x   | x    |      |     |     | x    |      |       | 3      |
| 21 Peaceful Solutions                            |     | x    |      |     |     | x    |      |       | 2      |
| 22 Relationship Skills                           |     | x    | x    | x   | x   | x    | x    |       | 6      |
| 23 Seeking Safety I, II                          |     |      |      |     |     |      |      | x     | 1      |
| 24 Senior Structured Living "True Grit" Program  |     | x    |      |     |     |      |      |       | 1      |
| 25 STEPPS  |     |      |      |     |     |      |      | x     | 1      |
| 26 STOP Sex Offender Core Program I, II, III, IV | x   | x    | x    | x   | x   | x    | x    |       | 7      |
| 27 Stress/Anxiety Management                     |     | x    |      |     | x   | x    |      | x     | 4      |
| 28 Structured Living Program: Basic Training     |     |      |      | x   |     |      |      |       | 1      |
| 29 Structured Living Program: Residence          |     | x    | x    | x   |     |      |      |       | 3      |
| 30 Surviving Sexual Assault /SOAR                |     |      |      |     |     |      |      | x     | 1      |
| 31 "Thinking for a Change"                       |     | x    |      | x   |     | x    | x    | x     | 5      |
| 32 "Unbearable Stress"                           |     | x    |      | x   |     | x    |      | x     | 4      |
| 33 Victim Awareness/ Empathy                     |     | x    | x    | x   |     | x    |      | x     | 5      |
| 34 Women's Health                                |     |      |      |     |     |      |      | x     | 1      |
| Totals   | 7   | 18   | 10   | 13  | 5   | 18   | 6    | 19    |        |

Notes: 1. Some conservation camps also offer classes. The Jean camp offers: Anger Management, Commitment to Change, Emotions Management and Victim Awareness, The Ely, Pioche and Wells camps offer: Anger Management and Commitment to Change.

2. Many institutions provide groups such as: AA/NA, Bereavement, Control Substance Abuse, Pet Therapy, Compassionate Care, Compulsive Behavior, Diversion Therapy, No More Black and Blue, Grief Coping Skills, Physical Fitness for Seniors, Vital Issues, Errors in Thinking, Expanding Your Horizons, TRY, Relapse Prevention, DUI/wDeath or SBH group, Social Skills, Sexoholics Anonymous, Spiritual Wellness and Vet 2 Vet.

# DESCRIPTION OF CORRECTIONAL PROGRAM CLASSES

## MARCH 2010

---

### ABCs of Parenting/Nurturing Families/Parent Teen Solutions

The class has three phases; Nurturing Parents and Families, ABC's of Parenting, and ParentTeen Solutions. Nurturing Families is designed for parents with children ages 6 months to 4 years old. It teaches positive nurturing interaction, child development, problem solving, and handling stress and anger. The ABC's of Parenting helps parents with children ages 5-10 years old with communicating effectively, encouraging good behavior, teaching responsibility, and using positive discipline. ParentTeen Solutions helps parents with children from ages 11 to 17. It teaches importance of clear rules, consistent supervision, positive approach to discipline, problem solving, and conflict resolution.

### Anger Management

Anger Management teaches inmates why events escalate to anger, strategies to manage anger, address aggression, monitoring anger, conflict resolution, anger in the family, and other items. The class was developed and is available from the U.S. Department of Health and Human Services, Substance Abuse and Mental Health Services Administration.

### "Cage Your Rage"

This class is similar to Anger Management. The class helps inmates learn about their angry feelings, harmful actions, and to change how they deal with confrontations without becoming angry and overly aggressive. The class covers four main areas: anger past and present, anger and aggression, what causes anger, and managing your anger. Program Materials are available for the American Correctional Association.

### Conflict Resolution

Conflict Resolution teaches inmates to isolate problems, take personal responsibility for their actions and negotiate win/win solutions. The emphasis is on compromise, which requires that teens check their egos and strong emotions and demonstrate tolerance and respect for others.

### "Commitment to Change"

The program has three phases and is based on a nine video tape series developed by a nationally known psychologist. The purpose is to develop awareness of errors in thinking, encourage the adoption of more pro-social interpersonal communication, and recognize the consequences of criminal thinking and defensive strategies.

### Communications

The class was developed by department staff. It covers effective listening, non-verbal communication, giving and receiving feedback, public speaking, developing lesson plans, importance of visual aids, and course feedback.

### Domestic Violence

The class is designed to help participants understand domestic violence, who an abuser is, who the victim is, and how domestic violence can be prevented. Other issues covered include domestic violence and children, elder abuse, and

# DESCRIPTION OF CORRECTIONAL PROGRAM CLASSES

## MARCH 2010

|                                    |  |
|------------------------------------|--|
| Domestic Violence con't.           | sexual assault. It also provides information on how and where to get help, and whether a person is an abuser or a victim.  |
| Emotions Mgt/SOS Help for Emotions | The class addresses understanding emotions; managing our emotions; managing anxiety, anger, and depression; and other ways to address emotional issues. The class is based on a book, SOS Help for Emotions.   |
| Family                             | Inmates learn more effective parenting skills for personal growth. Poor parenting can lead to problem behavior in children and strained relationships within the family. Improving parenting skills significantly changes relationships and quality of life.   |
| Fitness and Wellness               | This class is typically taught by the coach at certain institutions. The program includes physical fitness, health, and nutrition.   |
| Gang Aftercare                     | Aftercare provides inmates completing Gang Awareness with the opportunity to use the techniques learned and work on resisting returning to gang involvement. Inmates in Aftercare meet weekly for 6 months.  |
| Gang Awareness                     | This class was developed by department staff and is available to gang and non-gang members. The purpose is to help inmates through programming and treatment to prevent, reduce, and stop antisocial gang behavior. The class addresses why people join street gangs; the profile of a gang member; and how to disengage from a gang through work or school, social goals or other changes.                                |
| Health-Related Recovery            | This class is sponsored by Medical Division staff at NNCC. The class focuses on chemical dependence and criminality. Participants receive tools to help with positive growth, insight into chemical dependency problems, and the ability to deal with relapse issues and prevention. Additionally, participants are provided with skills to deal with life situations without resorting to violence or illegal drug usage. |
| Inside/Outside Dads                | The class helps prisoners prepare for reentry into society. Inmates are taught communication skills and fathering techniques to foster a positive father-child relationship both while in prison and upon release. Class materials are available nationally from the National Fatherhood Initiative.   |

# DESCRIPTION OF CORRECTIONAL PROGRAM CLASSES

## MARCH 2010

|                                      |  |
|--------------------------------------|--|
| Maternal Health and Child Care       | The class is for pregnant inmates at FMWCC. The curriculum was developed and taught by Medical Division staff. Classes cover a variety of pregnancy issues including medical, physiological, and postpartum. The class also addresses education, training in infant care, and available and community resources.   |
| New Beginnings                       | The class provides inmates with life skills to successfully reenter society. It was developed by department staff. Topics covered include: time management, goal setting, communication, decision making, employment, money management, community resources, health living, and applying skills learned.   |
| One World                            | Curriculum revolves around inmates' personal accounts of culture and global issues.  |
| Parenting                            | Class is taught using the book SOS Help For Parents by the same author as SOS Help for Emotions discussed above. The class is designed to help parents work with children ages 2 to 12, to improve a child's behavior and emotional adjustment. The class addresses fundamentals of improving behavior, basic skills of the time-out method, basic child rearing rules and errors, and how to give effective instructions to your child. |
| Peaceful Solutions                   | The class assists inmates in developing self control, morally responsible behavior, honesty, self control, and social skills. The class teaches inmates how to conduct themselves with each other, to respect others rights and property, and to resolve conflicts without violence.   |
| Relationship Skills                  | The class was designed by department staff to help inmates develop good relationships. It focuses on interpersonal skills with other inmates, corrections' staff, employers, and women. It covers the importance of relationships, good and bad relationships, and needed relationship skills. It also addresses anger, communication, and conflict.   |
| Seeking Safety I,II                  | Seeking Safety is a structured psychotherapeutic treatment program for individuals with Posttraumatic Stress Disorder (PTSD) and substance abuse dependence. The class includes cognitive behavioral and interpersonal topics for individuals with PTSD and substance abuse issues.  |
| Senior Structured Living "True Grit" | The program is for inmates generally over age 60 housed at NNCC. The program was developed by department psychologists. The program goals are to: assist senior offenders with their personal, mental, spiritual growth, and rehabilitation; improve the quality of life and comfort; and  |

# DESCRIPTION OF CORRECTIONAL PROGRAM CLASSES

## MARCH 2010

|   |   |
|---|---|
| Senior Structured Living "True Grit" con't. | provide structured programs. The program provides daily and weekly occupational therapy and mental health activities including: physical exercise, arts and crafts, mental health, cognitive therapy, community involvement, pet therapy, spiritual programs, music appreciation, alcohol and drug programs, and community reentry program.   |
| STEPPS                                      | The class was developed at the University of Iowa in 1995 and is based on a systems approach to treat individuals with Borderline Personality Disorder (BPD). BPD affects a person's ability to regulate emotion resulting in intense emotional upheavals. The training is designed to help inmates recognize they have an illness, how to manage its cognitive and emotional effects, and learning behavioral skills to keep BPD episodes under control.   |
| STOP Sex Offender Core I, II, III, IV       | The STOP program was developed by department staff and is based on the treatment developed by the U.S. Navy, to treat offenders in the military. The program is based on best practices endorsed by national researchers and treatment providers. The program is designed to last 2 years and has four phases including: treatment and cognitive restructuring; victim awareness; human sexuality and relationship skills, and relapse prevention.  |
| Stress/Anxiety Management                   | The class addresses what causes stress, response to stress, stress management, and techniques to improve addressing stress.   |
| Structured Living Basic Training            | The program is designed to teach non-criminal values through cognitive learning programs, team building exercises, drill and ceremony, and physical training. The program was developed at LCC in 1999 and includes two phases: basic and residential. The basic phase lasts about 3 months and is similar to military style basic training. The residential phase lasts about 6 months and includes education, program classes, physical fitness training, marching drill, and other activities. |
| "Thinking for a Change"                     | Available from the National Institute of Corrections, the class is similar to Commitment to Change. It addresses active listening, paying attention to our thinking, recognizing thinking that leads to trouble, knowing your feelings, understanding and responding to the feelings of others, responding to anger, dealing with accusations, and problem solving.   |
| "Unbearable Stress"                         | How to Survive Unbearable Stress helps inmates understand various types of stress, what causes stress, and how to deal with it.   |

# **DESCRIPTION OF CORRECTIONAL PROGRAM CLASSES**

## **MARCH 2010**

### **Victim Awareness/Empathy**

The class is designed for inmates with a personality disorder, who do not think about the consequences their criminal behavior has on the victim(s), inmate's family/friends, and the victim's family/friends. The class focuses on having inmates put themselves in place of others particularly their victim(s). Inmates often do not realize or dismiss the impact their crime can have on individuals and the community.

### **Women's Health**

Inmates are required to attend 24 hours of in class cardiovascular/aerobic exercise and weight training over a 4 week period. Inmates must complete a minimum of 2 hours in class, three times a week.

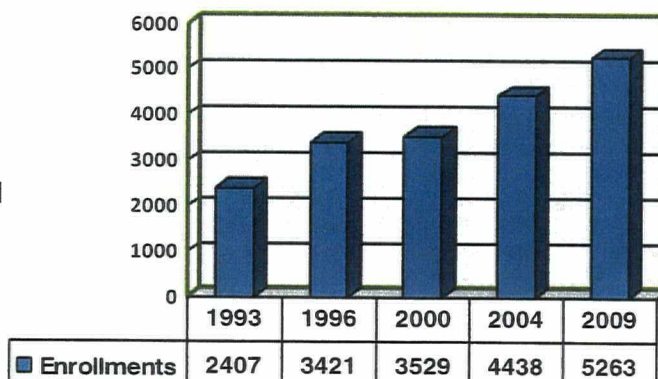


## NDOC SECONDARY EDUCATION OVERVIEW

- ✦ Adult High School funds are provided by the Legislature every biennium.
- ✦ FY 2009 NDOC Correctional Adult High School Programs were allocated \$7,336,622.00.

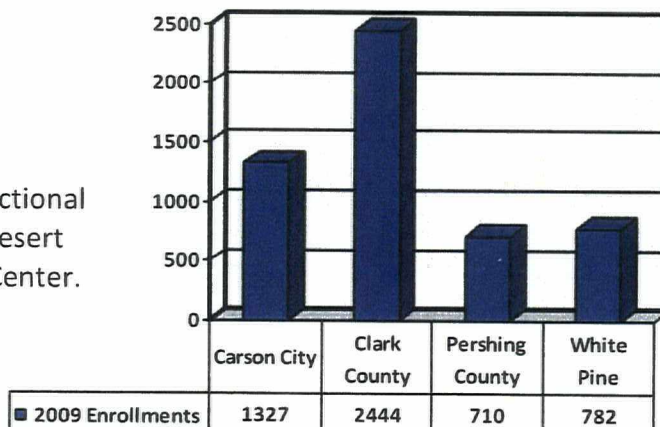
- ✦ From FY 2003 to FY 2009 NDOC Adult High School Correctional enrollments increased 52%.

- ✦ FY 2009 5,263 inmates were enrolled at a cost of allocation-\$1,394.00 per student.



- ✦ Correctional Adult High School Programs are operated by four local school districts and serve NDOC's nine institutions statewide.

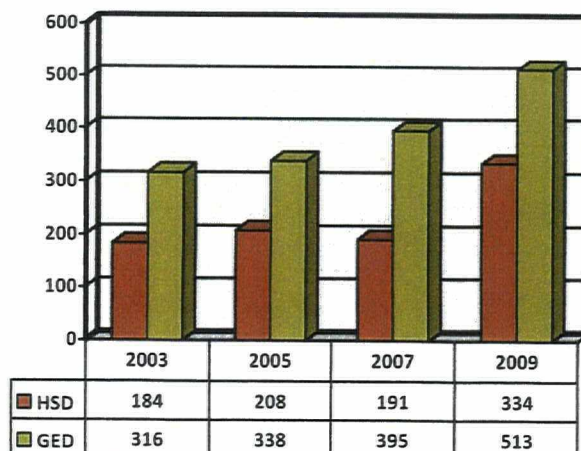
- **Carson City**-Nevada State Prison, Northern Nevada Correctional Center and Warm Springs Correctional Center.
- **Clark County**-Florence McClure Women's Correctional Center, High Desert Correctional Center, High Desert State Prison and Southern Desert Correctional Center.
- **Pershing County**-Lovelock Correctional Center.
- **White Pine County**-Ely State Prison.



- ✦ NDOC Correctional Adult High School Programs provide instruction in Adult Basic Education, English as a Second Language, GED preparation, GED testing, GEDs, High School Equivalency Exams, High School Diplomas and vocational training programs including:

- Air Conditioning and Heating, AutoCAD, Auto Mechanics/Auto Shop, Automotive Technology, Braille Transcription, Business, Collision Repair, Computers/Information Technology, Computer Business Applications, Construction, Culinary, Plant Science and Horticulture and ServSafe.

- ✦ From FY 2003 to FY 2009 High School Diplomas awarded increased 45% and GEDs 38%.



# NDOC POST SECONDARY EDUCATION OVERVIEW

- ✚ Post Secondary funds are allocated by the U.S. Department of Education, Correctional Education (Grants to States for Workplace and Community Transition Training for Incarcerated Youth Offender Program.)
- ✚ Academic Year 2008-2009 NDOC Post Secondary Education Programs were allocated \$243,739.00.
- ✚ Academic Year 2008-2009, 214 Youthful Offenders enrolled in college courses.
- ✚ NDOC Post Secondary Education Programs are operated by accredited colleges and universities.

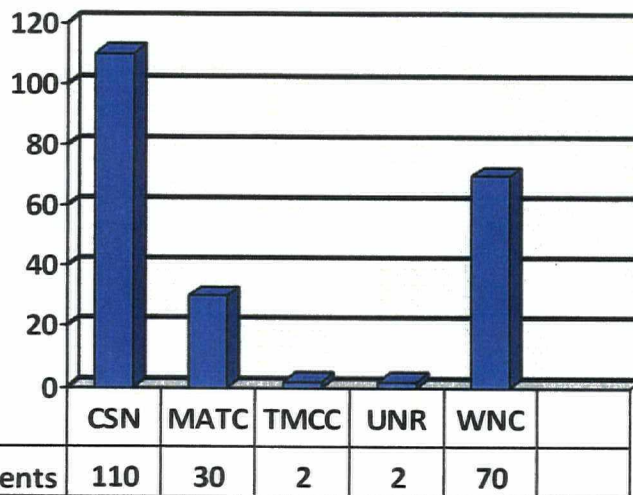
- **College of Southern Nevada (CSN)**-Florence McClure Correctional Center, High Desert Correctional Center and Southern Desert Correctional Center.  
AY 2008-2009 110 inmates enrolled.

**Milwaukee Area Technical College (MATC)**- Nevada State Prison, Northern Nevada Correctional Center and Stewart Conservation Camp.  
AY 2008-2009 30 inmates enrolled.

- **Truckee Meadows Community College (TMCC)**- Northern Nevada Restitution Center.  
AY 2008-2009 2 inmates enrolled.

- **University of Reno (UNR)**- correspondence coursework at all facilities including camps.  
AY 2008-2009 2 inmates enrolled.

- **Western Nevada College (WNC)**- Lovelock Correctional Center, Nevada State Prison and Northern Nevada Correctional Center.  
AY 2008-2009 70 inmates enrolled.



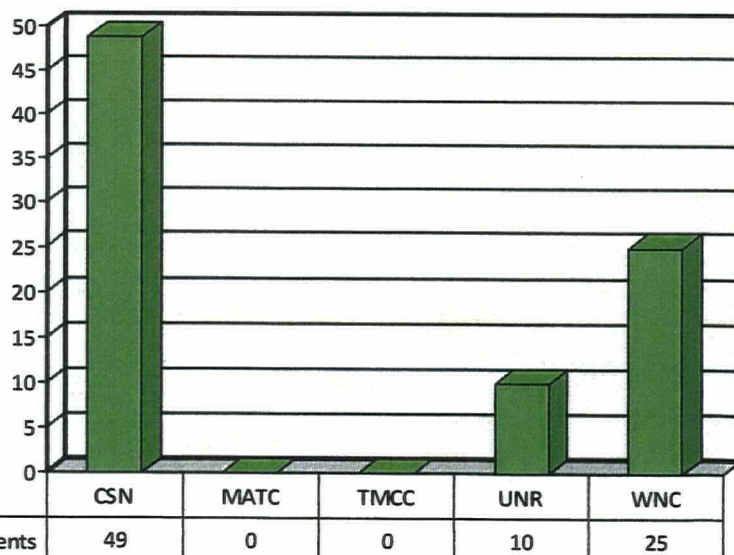
■ 2009 Enrollments

- ✚ Inmates not eligible for grant funds and wish to pay tuition fees and textbook costs may also enroll in Post Secondary coursework.
- ✚ Academic Year 2008-2009, 84 inmates paid fees and enrolled in college courses.

- **College of Southern Nevada (CSN)**-Florence McClure Correctional Center, High Desert Correctional Center and Southern Desert Correctional Center.  
AY 2008-2009 49 inmates enrolled.

- **University of Reno (UNR)**- correspondence coursework at all facilities including camps.  
AY 2008-2009 10 inmates enrolled.

- **Western Nevada College (WNC)**-Lovelock Correctional Center, Nevada State Prison and Northern Nevada Correctional Center.  
AY 2008-2009 25 inmates enrolled.



■ 2009 Enrollments

- ✚ NDOC Post Secondary Education Programs offer career and academic advisement, job preparation, remedial education, vocational certificates and associate and bachelor degrees.