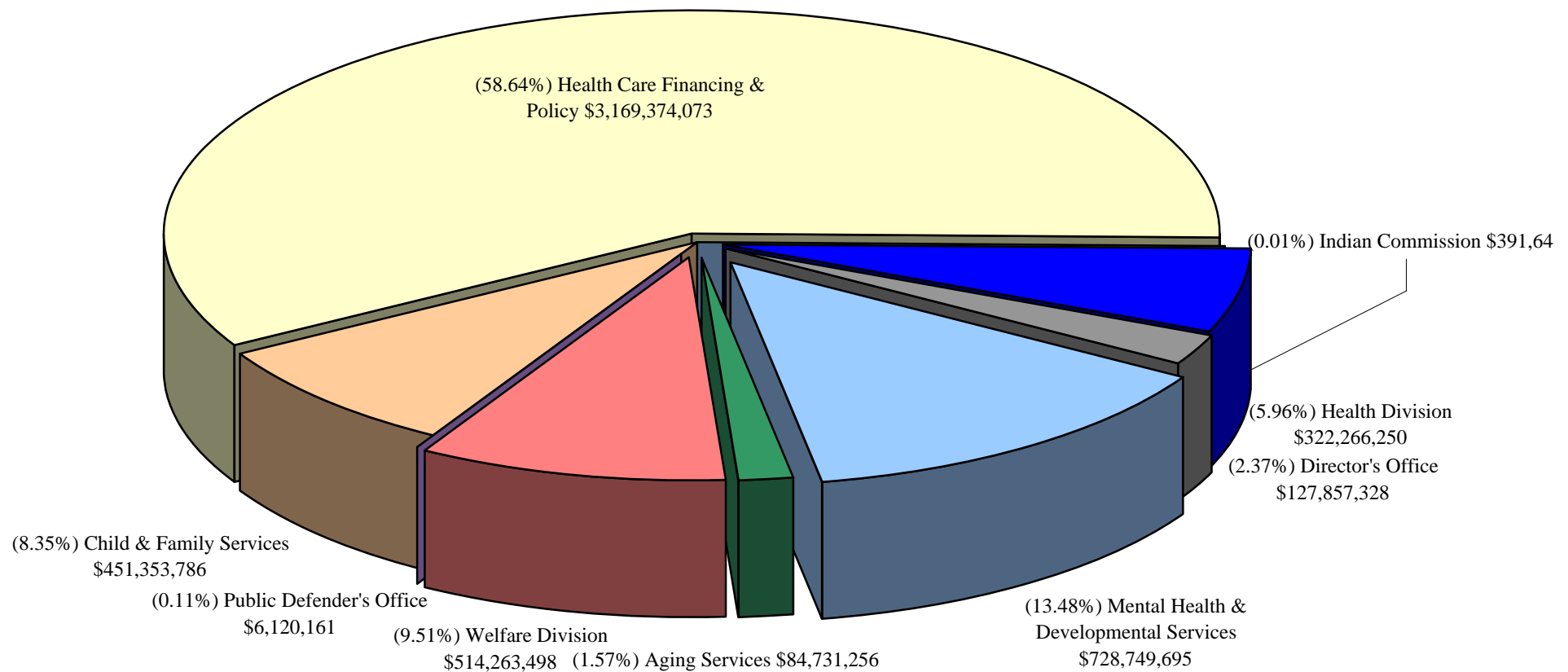


Department of Health & Human Services

Revenues By Division

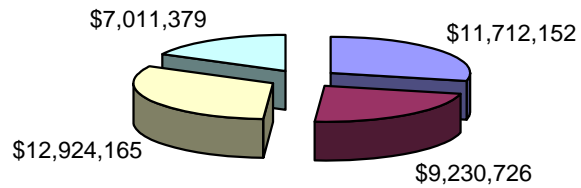
2008-2009 Biennium



Total \$5,405,107,687

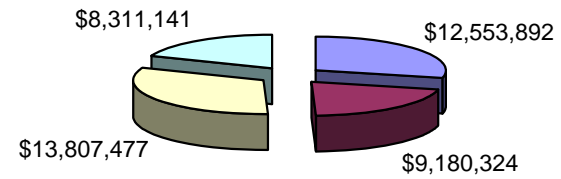
**Department of Health and Human Services
Division for Aging Services
SFY 08-SFY 09**

**SFY 2008 Funding
Total Revenue \$40,878,422**



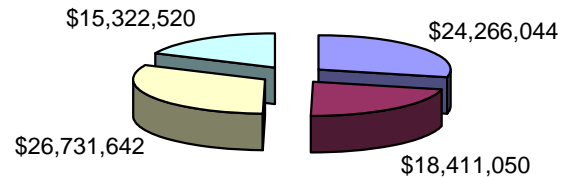
■ General Fund (29%)
■ Federal (23%)
■ Medicaid Reimb./Charges for Services (Title XX) (31%)
■ Other (17%)

**SFY 2009 Funding
Total Revenue \$43,852,834**



■ General Fund (29%)
■ Federal (21%)
■ Medicaid Reimb./Charges for Services (Title XX) (31%)
■ Other (19%)

**SFY 2008 & 2009 Funding
Total Revenue \$84,731,256**



■ General Fund (29%)
■ Federal (22%)
■ Medicaid Reimb./Charges for Services (Title XX) (31%)
■ Other (18%)