



Presentation to the Interim Legislative Committee Studying Transportation Issues

Greg Krause, Executive Director

EXHIBIT H - Transportation Issues

Document consists of 24 pages.



Entire document provided.

A copy of the complete document is available through the Research Library
(775/684-6827) or e-mail library@lcb.state.nv.us.

Meeting Date: 11/13/07

RTC of Washoe County

- Regional Agency Focused on Transportation
- Five member Board of elected officials
- 3 Businesses:
 - Provide Public Transportation
 - Build and Repair Regional Roads
 - Transportation Planning (MPO)



RTC Street and Highway Funding

- Gas Tax:
 - 10.3 cents/gal
- Sales Tax:
 - NRS 377A.020 allows collection up to ½% tax on sales for public mass transit or road construction 1/16% now enacted
- Regional Road Impact Fee:
 - NRS 278B.160 allows imposition of impact fees to pay capital cost of road improvements need to serve new development
- Federal and State Funds:
 - RTC partners with NDOT, using State and Fed funds



RTC Public Transit Funding

- Sales Tax:
 - NRS 377A.020 allows collection up to ½% tax on sales for public mass transit or road construction 5/16% now enacted
- Passenger Fares:
 - Fares collected from public transit passengers fund services
- Federal and State Funds:
 - RTC receive Federal Transit Administration and State funds for public transportation



About the RTC: Resources

- 102 Employees
- Transit services operated by private contractors employing 334
- **\$215** million budget in FY 2008



About the RTC: RTC RIDE

- 263 employees through private contract
- 70 **clean diesel** buses
- **8.8 million passengers** last year **Record!**



About the RTC: RTC RIDE

Ranked highly against **ten** peer systems in west for the last decade:

- 2nd in Cost/Hour: \$75
- 2nd in Cost/Passenger: \$2.52

- Award winning safety programs




About the RTC: RTC ACCESS

- Door-to-door service for the disabled
- 246 square miles: Cold Springs to Steamboat, Verdi to Vista
- 24 hours/day, 365 days/year
- Innovative night taxi service

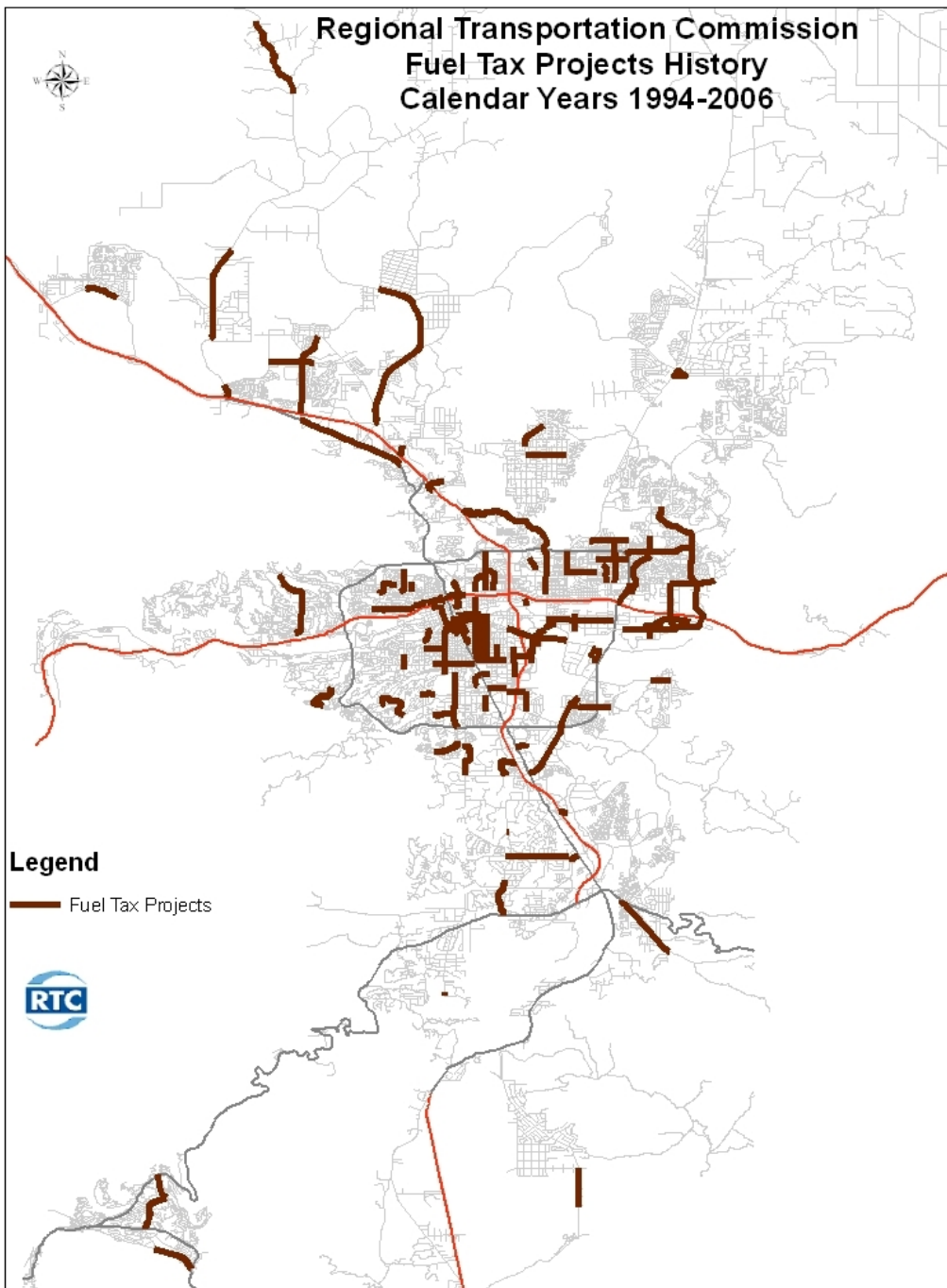


About the RTC: Streets and Highways Program

- Major **builder/rebuilder** of regional roads in the Truckee Meadows
- Programs **based on community needs**, regardless of jurisdiction
- Approximately **95 cents of every dollar** goes into private sector design and construction



**Regional Transportation Commission
Fuel Tax Projects History
Calendar Years 1994-2006**



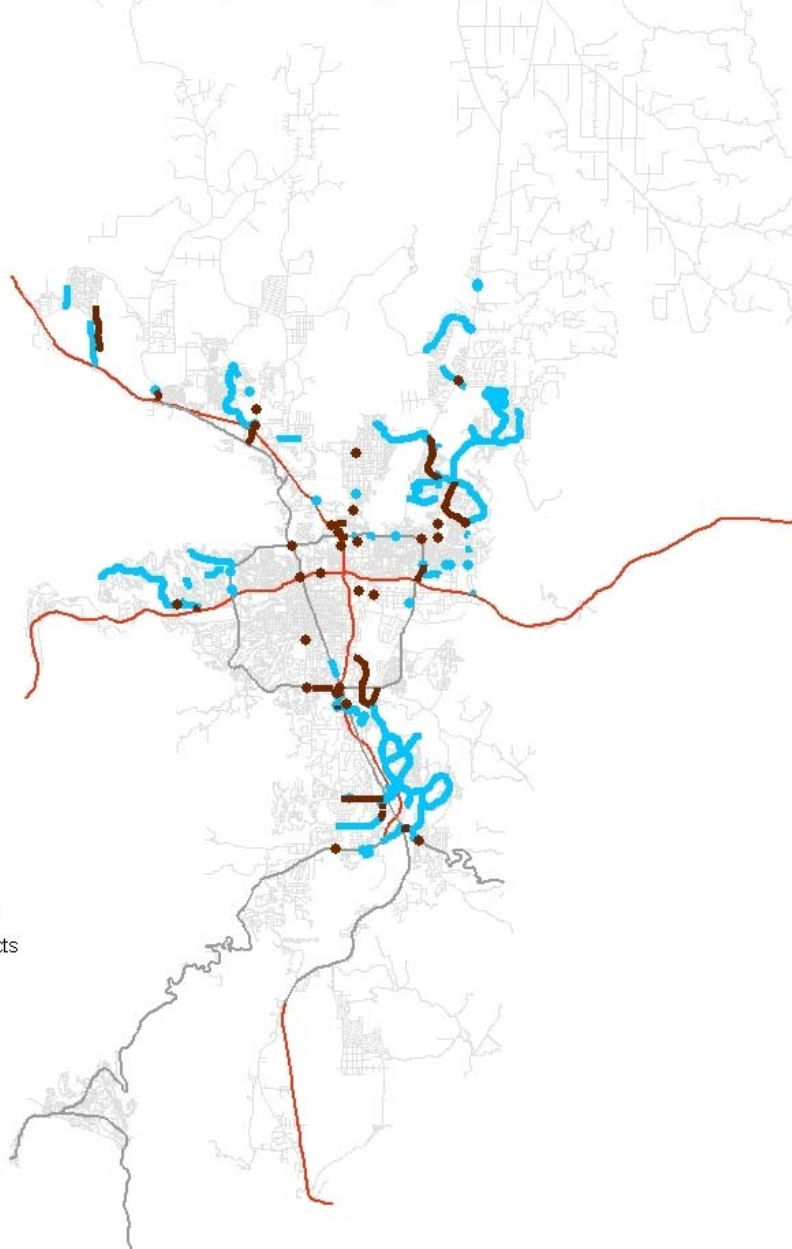
RTC Fuel Tax Rehab and Reconstruct Program: Rehabilitation and Restoration

Fuel Tax Program:

\$154 million invested in last 10 years



**Regional Transportation Commission
Developer CCFEA & RTC Impact Fee
Project History 1995-2006**



Regional Road Impact Fee (RRIF)

**Building Roads for 11
Years in Cooperation
with Development
Community**



Regional Road Impact Fee: \$222 million invested over last 10 years



US 395/ Clearacre Interchange/McCarran Bridge



RTC's Largest Project: To Date: \$55 million total

Partnership between RTC and NDOT accelerated project:

RTC Designed

RTC Acquired Right of Way

RTC Constructed



Meadowood Mall Interchange

Regional Transportation Commission

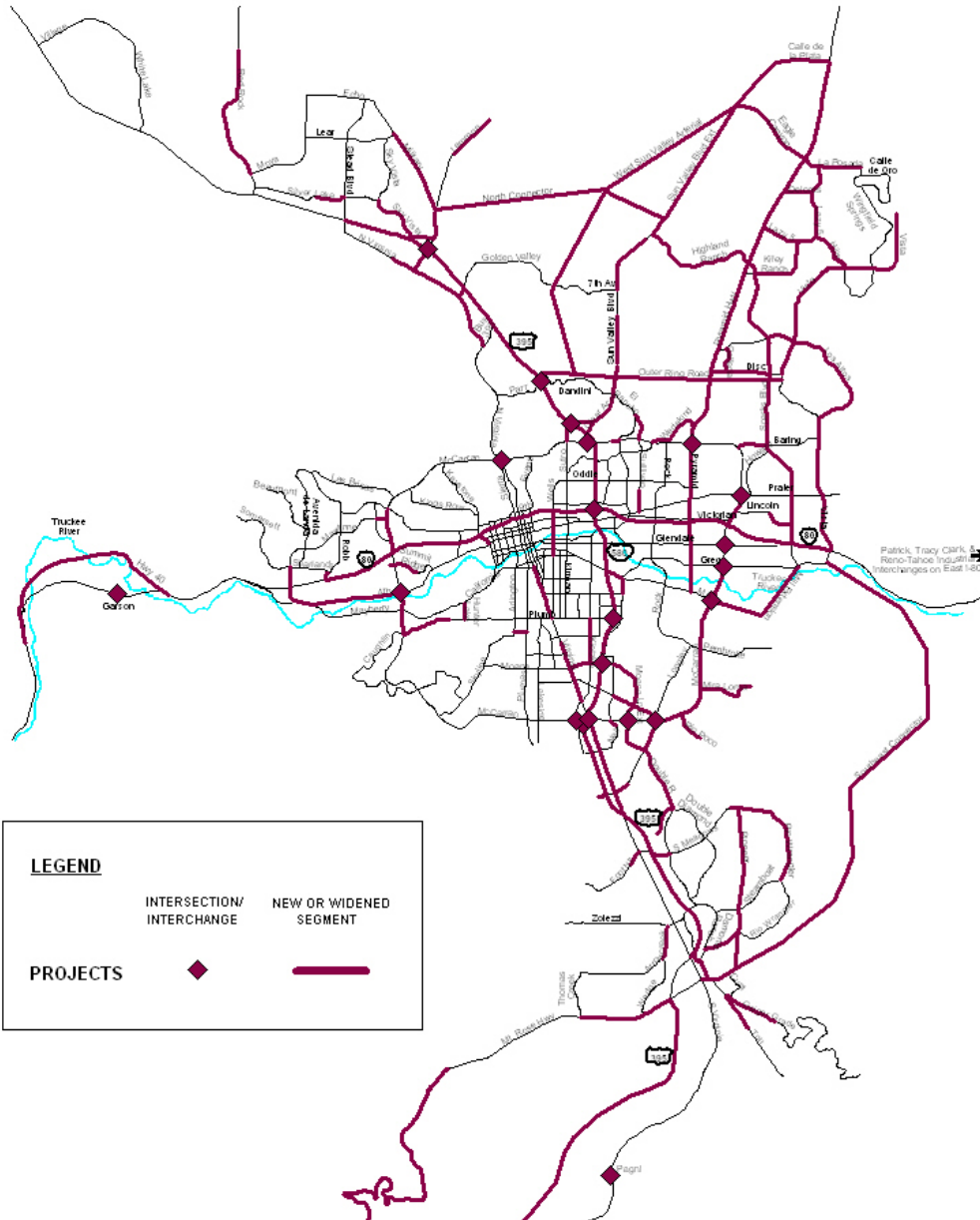


CH2MHILL



I-580/MEADOWOOD COMPLEX IMPROVEMENTS

2030 REGIONAL TRANSPORTATION PLAN STREET AND HIGHWAY IMPROVEMENTS



Regional Transportation Commission Planning Department 10/26/04 (2030projects.wor)

Note: The scale and configuration of all information shown hereon are approximate only and are not intended for design or survey work.
Some alignments are not finalized.



**Congestion relief
will require much of
the freeway and
arterial system to
be widened.**



RTP Needs Major Update: Underway

- Major Funding Shortfalls
 - Rapid inflation in construction costs
 - Decrease in revenue streams
- Growth Accelerating
- Need to Look Further Into Future
 - 2040 RTP
 - Long-Long Range Planning

Future Transportation Challenges

- Major Funding Shortfalls:
 - Federal Level
 - Trust Fund will not be solvent by 2009
 - Last federal fuel tax rate increase: 1993
 - 2010-2015 expected to be 30% decrease in real dollars per capita
 - State Level
 - Blue Ribbon Committee found \$3.8 billion shortfall
 - Last state fuel tax rate increase: 1992
- Nevada Trends 1992 to Present:
 - Per capita travel up 6.8%
 - Per capita fuel use down 8.3%
 - Construction inflation up 82% (NDOT estimates up 44% in last 3 years)

Current projected 10 year capacity shortfall in Washoe County

*Assumes impact
fees levied at 100%
development share

Capacity Needs	2008\$
Regional Road System	\$1,313,000,000
Freeway System	\$2,238,000,000
Total capacity needs:	\$3,541,000,000
Capacity Revenues	
Local*	\$ 838,000,000
State	\$ 142,000,000
Federal	\$ 319,000,000
Total capacity revenues:	\$1,299,000,000
Projected capacity revenue shortfall:	\$2,242,000,000

Projected Non-Capacity Regional Transportation Shortfalls

- Regional Road System Preventative Maintenance/Rehabilitation: \$113 million
- Public Transportation: \$164 million

Future Transportation Challenges

- Local Funding Solutions:
 - Annually index Washoe County Fuel Taxes
 - 2003-2006, indexing up 11%; construction up 40%+
 - Sales Tax
 - Generally inflation proof, but not recently
 - Public Transit Fares
 - Annual adjustments have kept close to inflation

RRIF: Major Increase Proposed

- Needed Improvements: \$320 million to **\$1.3 billion**
 - Right of Way escalation
 - Construction Cost escalation
 - More growth to be accommodated
- Does **Not** Address Freeway Segment Needs
- Fees Increases:
 - Single Family Home: increase from \$2,000 to **\$7,000**
 - Must be approved by RTC, Reno, Sparks and Washoe County

Future Transportation Challenges

- Funding Issues Need Immediate Attention
 - Blue Ribbon Committee
- Avoid the Additional Costs of POBOR/PISTOL
- Quality of Life is at Stake
 - Economic Vitality
 - Mobility for passenger and freight movement
 - Air Quality
- Innovation Is Needed
 - Use Public/Private Partnerships-not a panacea
 - Use Market Pricing to Shift Travel Off-Peak

Thank You
RTC Executive Director
Greg Krause 348-0400

