



# Access to Adolescent Substance Abuse Treatment Services

Nevada State Health Division,  
Bureau of Alcohol and Drug  
Abuse

July 11, 2006

**EXHIBIT C** Health Care Document consists of 18 slides

- ☒ Entire document provided.  
☐ Due to size limitations, pages \_\_\_\_\_ provided.

A copy of the complete document is available through the Research Library  
(775/684-6827 or e-mail [library@lcb.state.nv.us](mailto:library@lcb.state.nv.us)). Meeting Date: July 11, 2006



# Presentation Components

- Adolescent Treatment Need and Unmet Demand
- Adolescent Treatment Funding
- Adolescent Treatment Service Availability
- Treatment Outcomes

# Background Information

- Since 1999, BADA has worked to increase funding to adolescents working within the federal priorities
- Federal substance abuse admission priorities are: pregnant injection drug users, pregnant women, injections drug users, then everyone else
- One-third (11) of current treatment providers have adolescent scopes of work in their subgrants
- BADA defines adolescents as age 12 to 18, has no admission records for those under age 12



# Adolescent Treatment Need and Unmet Demand

# Nevada Alcohol and Other Drug Use Risk Factors Significantly Different than those Nationwide, 2005

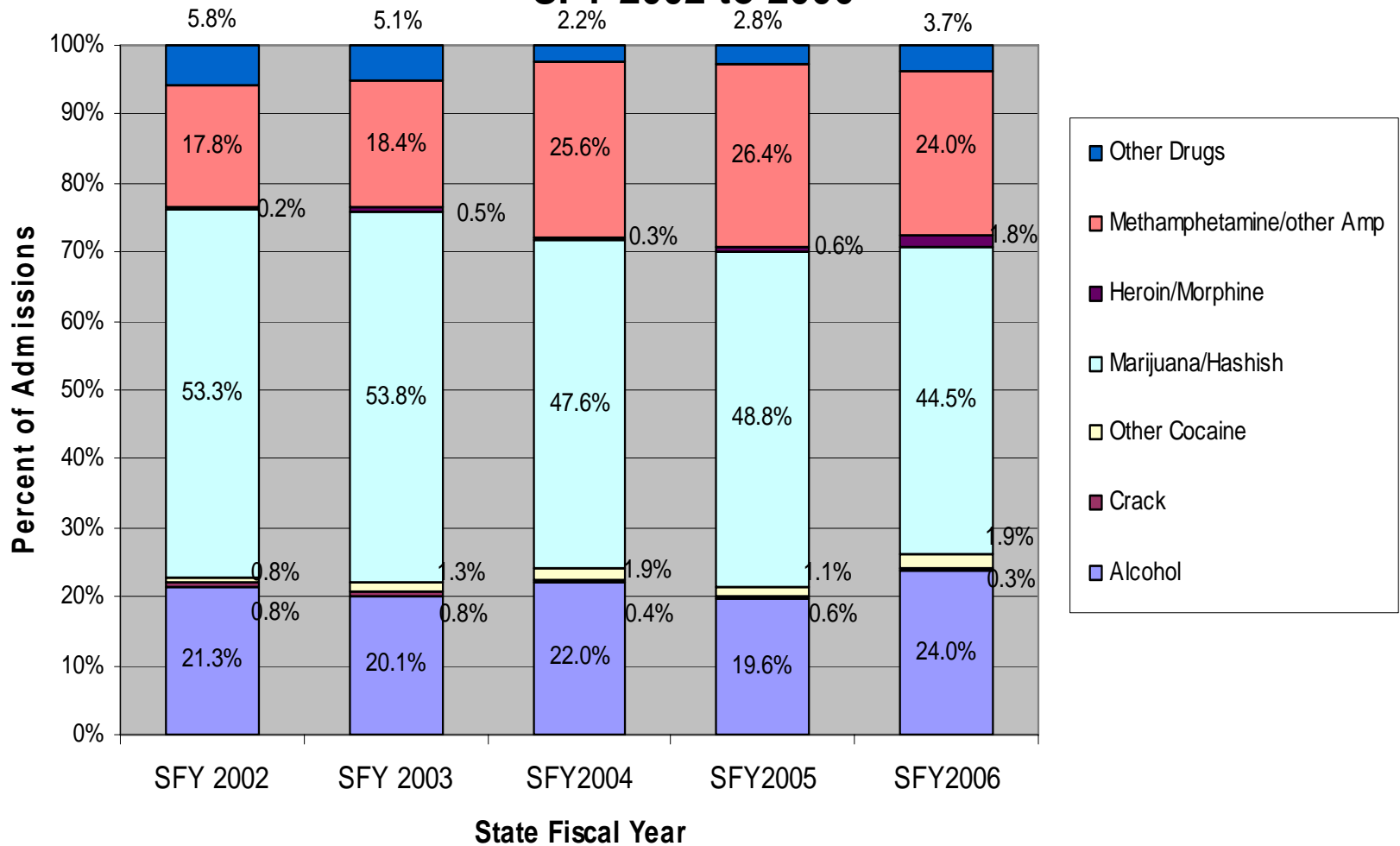
2005 YRBS Survey Questions	Nevada	National
Percentage of students who had their <b>first drink of alcohol</b> other than a few sips before age 13	<b>31.10%</b>	<b>25.60%</b>
Percentage of students who had <b>at least one drink of alcohol on school property</b> on one or more of the past 30 days	<b>6.80%</b>	<b>4.30%</b>
Percentage of students who used <b>marijuana one or more times</b> during their lifetime	<b>39.30%</b>	<b>38.40%</b>
Percentage of students who tried <b>marijuana for the first time before age 13</b>	<b>12.30%</b>	<b>8.70%</b>
Percentage of students who used <b>any form of cocaine</b> , including powder, crack, or freebase one or more times during their lifetime	<b>11.10%</b>	<b>7.60%</b>
Percentages of students who were <b>offered, sold, or given an illegal drug on school property</b> by someone during the past 12 months	<b>32.60%</b>	<b>25.40%</b>

<b>State Planning Region</b>	<b>2006 Population Estimate 12 – 17 Years of Age</b>	<b>Percent Past Year Dependence or Abuse on Alcohol &amp;/or Drugs</b>	<b>Total Need</b>	<b>Met Need</b>	<b>Unmet Need</b>
Clark	149,620	9.45	14,139	3,219	10,920
Washoe	33,872	9.45	3,201	729	2,472
Balance of State	26,236	9.45	2,479	564	1,915
<b>Nevada</b>	<b>209,728</b>	<b>9.45</b>	<b>19,819</b>	<b>4,512</b>	<b>15,307</b>

Statewide unmet demand estimated to be 5% of unmet need

- 766 adolescents

## Adolescent Admission by Drug of Abuse SFY 2002 to 2006



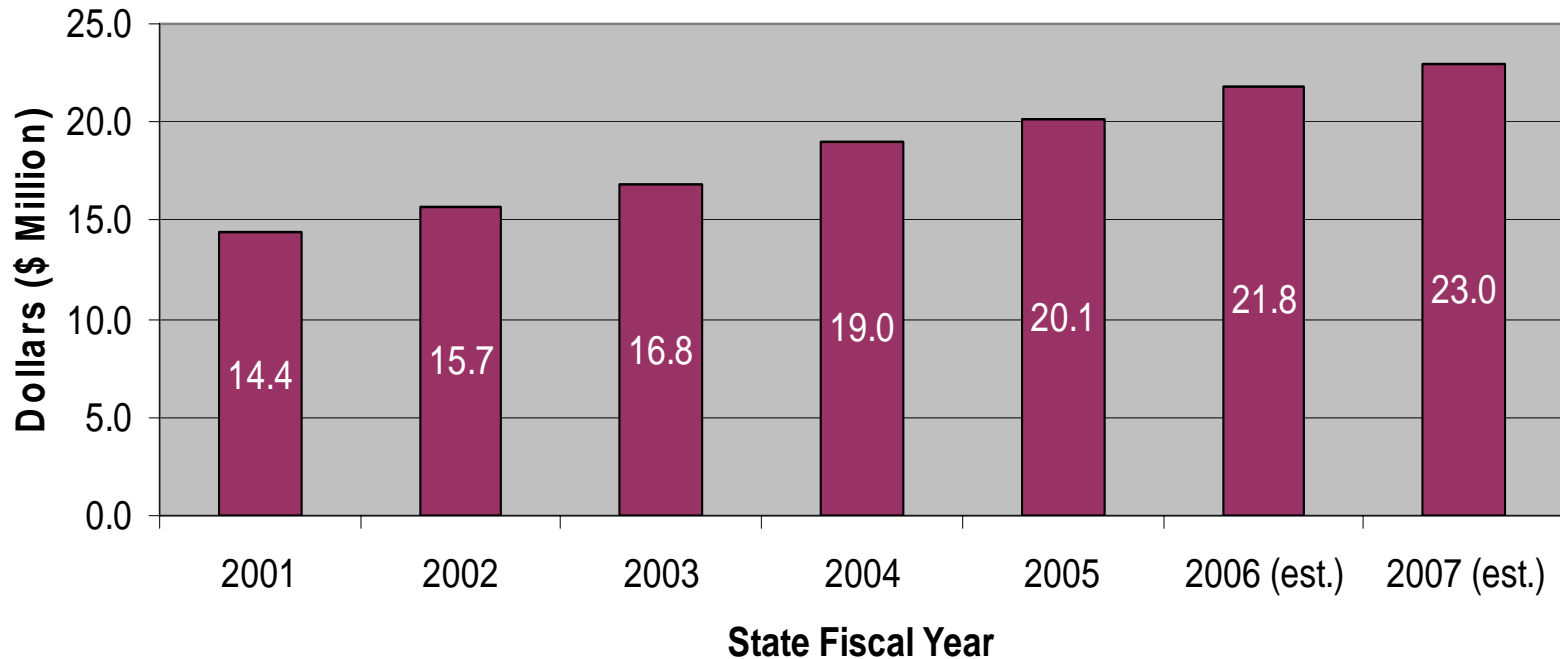


# Adolescent Treatment Funding



## BADA Total Expenditures, SFY 2001 - 2007

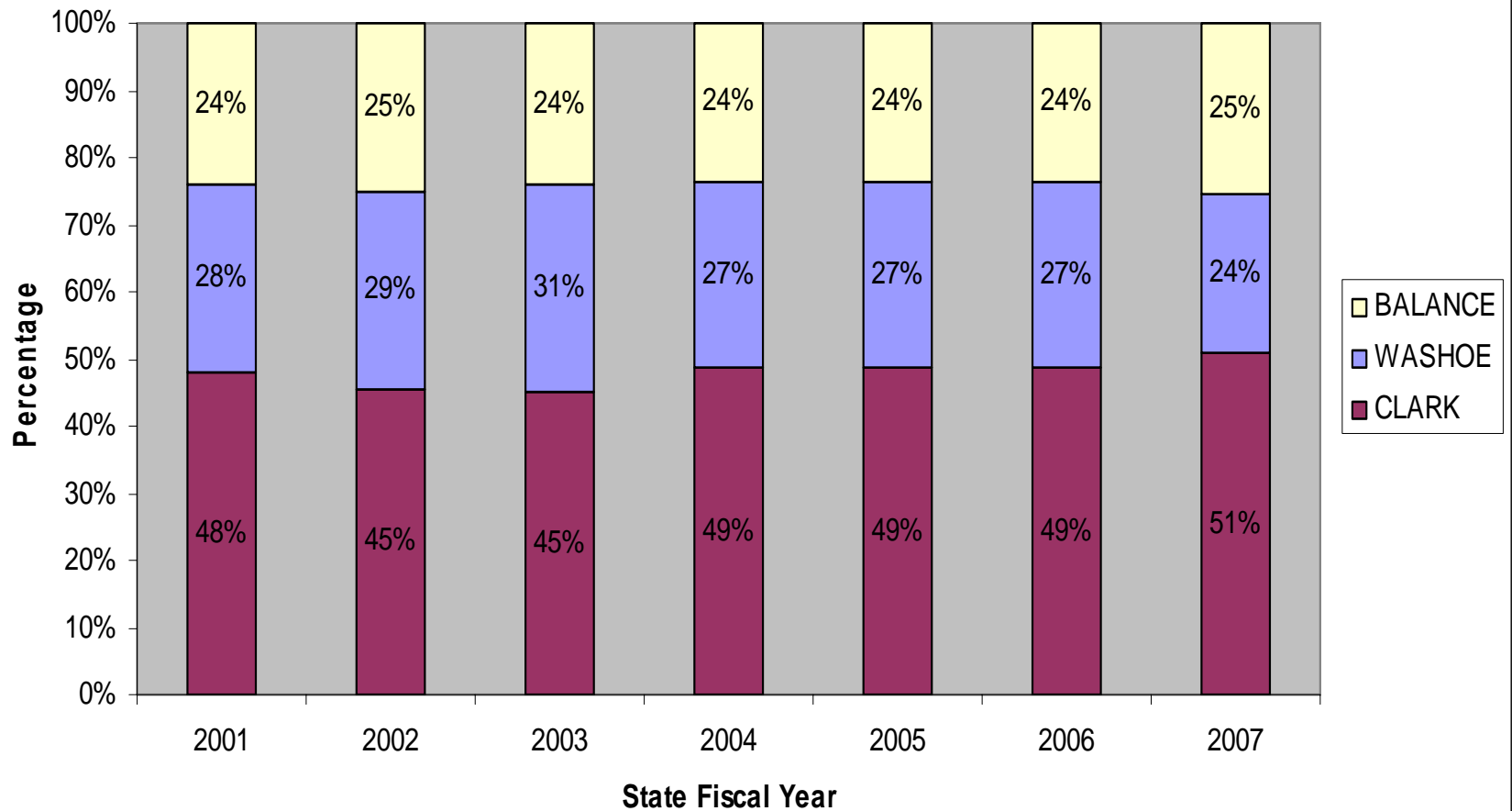
(Includes B/A 3170 and B/A 3255)



In SFY 2007 substance abuse treatment is 58.3% of BADA's total budget

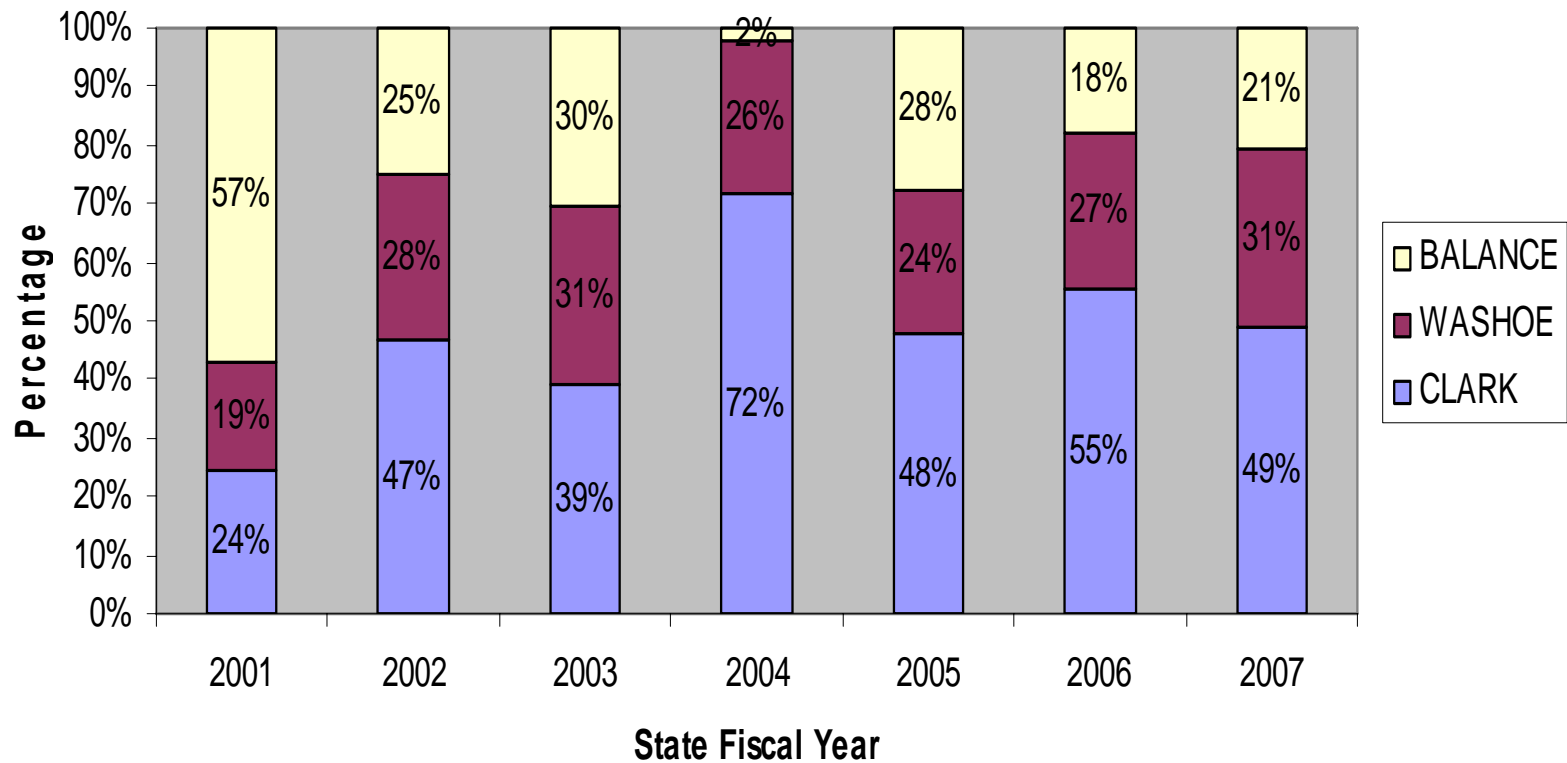
Adolescent substance abuse treatment is 10.2% of BADA's total budget and 17% of the treatment budget

## All Populations Treatment Funding by Geographic Planning Area and Percent



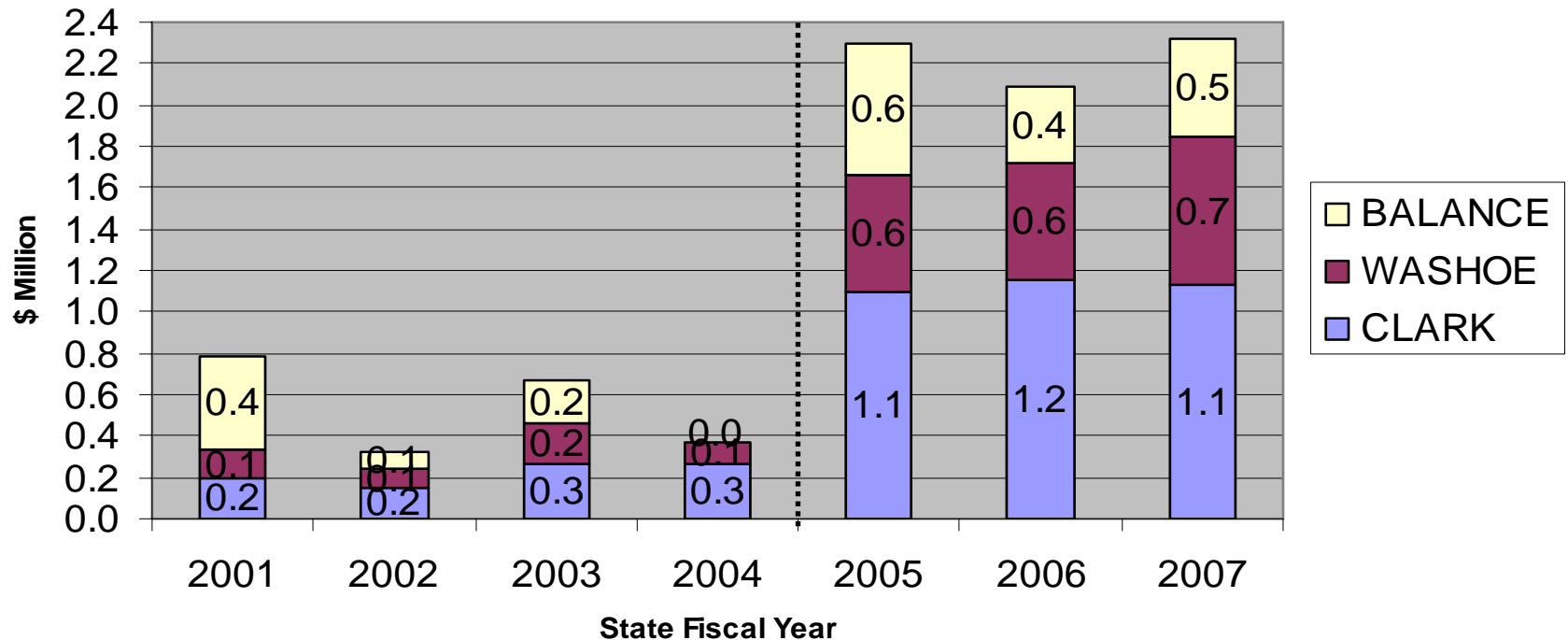
**\$9,653,913    \$11,634,070    \$12,112,555    \$13,579,119    \$13,579,119    \$13,579,119    \$13,406,819**

## Adolescent Treatment Funding by Geographic Planning Area and Percent



# Adolescent Treatment Funding by Geographic Planning Area in \$ Million

(MAXIMUS for SFY 01-04; all sources for 05-07)



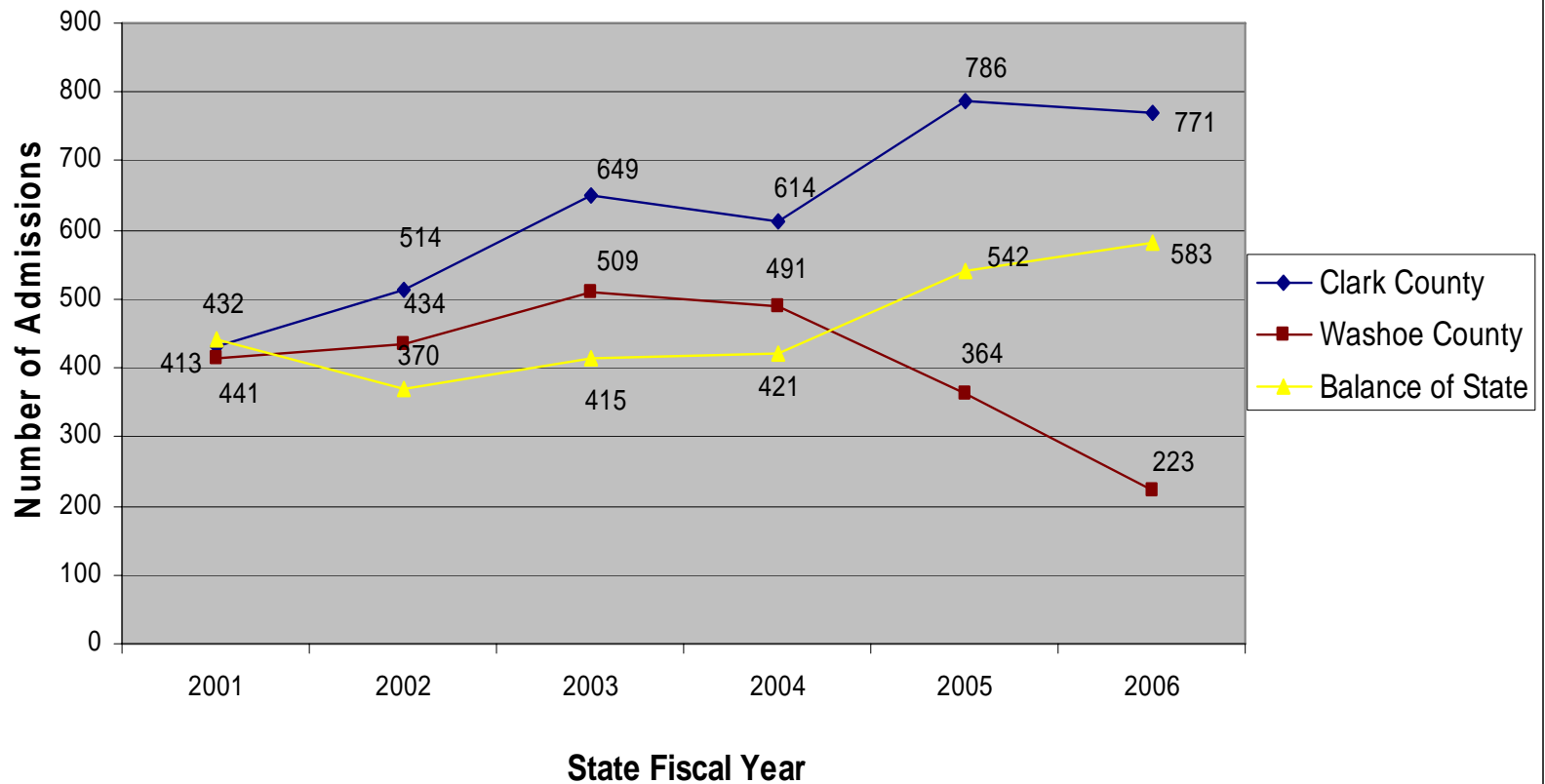
\$779,399    \$325,476    \$666,677    \$374,988    \$2,291,291    \$2,091,954    \$2,324,360



# Adolescent Treatment Service Availability

- Services available in all planning regions,  
Clark County, Washoe County, Balance of  
State

## Adolescent Admission by Region where they Reside SFY 2001 to 2006



# Available Adolescent Services

## SFY 2007

Planning Area and Provider	Type Of Service			
	Early Intervention	Outpatient (Individual & Group)	Residential and Transitional	# Beds
<b>Clark County Planning Area Agency</b>				
Bridge Counseling				
Center for Independent Living				44 (ages 15 – 22)
Community Counseling Center – LV				
Family & Child Treatment of Southern Nevada				
WestCare Nevada				31
<b>Washoe County Planning Area Agencies</b>				
Reno Sparks Tribal Health Center				
Vitality Center				30 (14 new)
<b>Rural Planning Area Agencies</b>				
China Spring Youth Camp				65
Community Counseling Center – CC				
Lyon Council				
MHDS Rural Clinics				
Vitality Center				13

# Projected Number of Adolescent Admissions SFY 2007

Planning Region & Agency/Facility	Scope of Work	Regional Total	Regional Percent
Clark County Planning Region			
Bridge Counseling	200	740	45%
Center for Independent Living	60		
Community Counseling - LV	80		
Family and Child Treatment	200		
WestCare Nevada	200		
Washoe County Planning Region			
Reno Sparks Tribal Health Center	40	440	27%
Vitality Center	400		
Balance of State Planning Region			
China Springs Youth Camp	135	470	28%
Community Counseling - CC	175		
Lyon Council	30		
MHDS - Rural Clinics	40		
Vitality Center	90		
Statewide Total	1,650	1,650	100%





# Adolescent Treatment Outcomes

# Adolescent Treatment Outcome

<b>Reason For Discharge for those Completing Treatment</b>	<b>Two Year Average (2005 and 2006)</b>
Completed TX No Improvement	1.90%
Completed TX No Substance Use	91.85%
Completed TX Some Substance Use	6.25%
<b>Total</b>	<b>100.00%</b>
<b>Response to Treatment (all adolescents admitted, including non-completers)</b>	
Fair Improvement	26.92%
Good Improvement	27.77%
Great Improvement	13.26%
No Improvement*	32.04%
<b>Total</b>	<b>100.00%</b>

\*Reasons for no improvement may include: lost to follow-up, incarceration, moving out of the area or transferring to a different program.