

Meeting
of
The Legislative Committee on Health Care

February 9, 2006

Presentation
by
Pamela S. Graham, BS, RN, LNC, Chief
Diane Allen, RN, HFS IV
Lisa Jones, MPA, REHS, HFS IV
Nevada State Health Division
Bureau of Licensure and Certification

EXHIBITC Health Care Document consists of 28 pages

☒ Entire document provided.

☐ Due to size limitations, pages _____ provided.

A copy of the complete document is available through the Research Library
(775/684-6827 or e-mail library@lcb.state.nv.us). Meeting Date: February 9, 2006

Good morning Chairman Washington and members of the Committee. For the record I am Pamela Graham, Chief of the Bureau of Licensure and Certification. With me today are Diane Allen, Health Facility Surveyor IV in the Carson City office and Lisa Jones, Health Facility Surveyor IV in the Las Vegas office and present in Las Vegas.

Included in your packets today is information related to Nevada Skilled Nursing Facilities (SNFs) and hospitals.

Attachment 1 Percentage of Skilled Nursing Beds/County
Attachment 2 Skilled Nursing Facilities with Number of Beds
Attachment 3 Skilled Nursing Facility Map
Attachment 4 Hospital Based Skilled Nursing Facilities
Attachment 5 Percentage of Hospital Beds/County
Attachment 6 Licensed Hospitals per County, Breakdown of Bed Types
Attachment 7 Acute Hospital Beds Licensed 1999-2006
Attachment 8 Emergency Department Bays
Attachment 9 November 9, 2004 Exceeding Licensed Bed Capacity Letter
Attachment 10 Psychiatric Hospital Beds
Attachment 11 Rehabilitation Hospital Beds
Attachment 12 Long Term Care Acute Beds
Attachment 13 Hospital Designations
Attachment 14 Map of Currently Licensed Hospitals
Attachment 15 Map of Hospitals Pending Licensure

Skilled Nursing Facilities (SNFs)

The Bureau of Licensure and Certification serves as the contractee for the Centers for Medicare and Medicaid Services (CMS) to assess whether facilities meet the Conditions of Participation (COPs) for Medicare reimbursement. The bureau conducts this assessment through annual surveys and complaint investigations. During a standard survey, teams of surveyors conduct a comprehensive assessment of quality-of-care and fire safety requirements. Complaint investigations generally focus on a specific allegation regarding resident care or safety.

As bureau staff conducts these surveys several major challenges are noted as facing the skilled nursing provider:

Lack of trained professional staff:

- A lack of trained professional staff including: registered nurses, registered dietitians, and Certified Nursing Assistants (CNAs).
- Providers have indicated to the bureau that, coupled with the shortage, is the difficulty in retaining and recruiting staff. It is difficult for nursing homes to offer salaries competitive with the acute care setting for all staffing

positions. High turnover rates are experienced, especially for CNAs, due often to the challenges of the nursing home work environment and the offer of higher pay scales offered in the gaming industry.

Increasing acuity level of patients:

- The challenge of caring for an ever increasing acuity level of patients. Notably there exists a lack of available beds to provide the necessary environment and trained professional staff for residents with dementia, exhibiting aggressive behaviors.

Collaborative Strategies:

The bureau has instituted some collaborative strategies to address these issues with skilled nursing providers:

- In 2005, the Long Term Care Advisory Committee (LTCAC) was formed from members of the provider community and bureau management staff to assess and address provider needs and for providers to serve as advisors to the health division, sharing ideas and mechanisms for expanded collaboration.
- Bureau management staff has participated in several meetings to address the need for increased beds to address the needs of residents with dementia, exhibiting aggressive behaviors.
- The bureau has developed a program for Feeding Assistants to allow SNFs the flexibility to complement the services of CNAs with paid, trained nutrition and hydration assistants for patients at mealtime. The feeding assistants are prohibited from assisting residents with complexities such as swallowing problems.
- The bureau has provided numerous provider trainings including:
 - The Minimum Data Set (MDS): to assist providers with part of the federally mandated process for clinical assessment of all residents in Medicare or Medicaid certified nursing homes and by which providers are reimbursed for provision of care is offered every six months.
 - Abuse and Neglect: to assist providers in recognizing, dealing with and preventing abuse and neglect of the elderly and
 - Dementia Training: in collaboration with the Alzheimer's Association to provide mandatory dementia training at lower cost to facilities.
- Bureau management work in partnership with Health Insight, the Quality Improvement Organization (QIO) to provide no cost technical assistance to help nursing homes improve their care in specific areas including: pressure sores, physical restraints, pain management and depression. Additionally, the QIO has introduced a best practice concept with the Well Spring Institute Model integrating the concepts of resident directed care, federal quality indicators, nationally defined best practices and new leadership

paradigm to dramatically improve resident life, care outcomes, staff efficiency, and satisfaction. Wellspring utilizes educational modules to provide all staff with the information necessary to participate in facility decision making. It is the belief of the bureau, Health Insight and the providers that participation in this process will empower the workforce, thereby increasing resident and employee satisfaction and reducing staff turnover.

- Additionally the bureau works with other state and federal agencies such as the Division of Aging Services (DAS), State Fire Marshals' Office (SFM), Division of Health Care Financing and Policy (HCFAP) and the Governor's Office on Consumer Health to promote consistency and avoid duplication of services.

Hospitals:

The bureau performs licensure related activities in hospitals conducting initial state licensure and federal certification surveys and ongoing complaint investigations including investigation of EMTALA complaints (Emergency Medical Treatment and Labor Act).

According to hospital administrative staff, the issues faced by hospital management are similar to skilled nursing facilities, most notably in the area of lack of human resources. Nevada remains well below the national average at 548 RNs per 100,000 population compared to 782 nurses per 100,000 nationwide (according to the *2005 Survey of Licensed RNs in Nevada*). The bureau has assisted the Nevada Hospital Association and Nevada Rural Hospital Partners by having Diane Allen, Nursing Supervisor participate in the Legislative Committee on Nurse Staffing in 2003 and continuing to serve as a liaison with the Nevada State Board of Nursing regarding nursing issues.

Critical Access Hospitals (CAHs)

Nevada currently has nine (9) certified Critical Access Hospitals (CAHs); 10 including Owyhee hospital of which the BLC has no oversight responsibilities. Pahrump's hospital, when it is licensed, will also seek CAH designation. BLC has taken an active role in assisting these hospitals through the certification process. Critical Access Hospital designation allows for 101% reimbursement for Medicare and due to the increased reimbursement, has allowed for some of the hospitals to remain solvent and open to the rural communities. For others, it created the ability to add increased services or equipment.

Surge capacity:

- A major issue facing the hospital community, especially in Clark County, is surge capacity. Dr. Dale Carrison, Director of Emergency Medicine for University Medical Center, serves on the Homeland Security Commission. Dr. Carrison told the commission in November 2005 "If there was a disaster in the community the question would be what is our true surge capacity? That has been a concern." Carrison told the commission that

just 200 critical patients at one time would overload the trauma system and people would die. As part of Dr. Carrison's remarks, he noted that the state needs a trauma plan. Clark County emergency professionals are working with the state to come up with a plan for the Las Vegas valley. The State Emergency Medical Services (EMS) Program has contracted with Robert Heilig and Associates to work with a recently convened Trauma Task Force to develop a statewide trauma plan incorporating the Clark County plan. Phase 1 of the draft plan is scheduled for release in March 2006.

Overcrowding of Emergency Departments (EDs):

- In the past several years, much attention has been focused on the dilemma facing Las Vegas Valley hospitals as it relates to overcrowding. Many factors have been noted by the provider community as contributing to this crisis including, but not limited to: An 18.5% uninsured rate; the use of hospital EDs for primary care; seasonal illness such as influenza; persons presenting with acute mental illness (Dr Carlos Brandenburg Administrator of the Division of Mental Health and Disability Services will/did address this issue in his presentation); tourists seeking medical care; lack of available ED professional staff; lack of sufficient hospital ED bays. The bureau recognizes that increased use of hospital emergency departments threatens timely access to quality health care and contributes to rising health care cost. Additionally, overcrowding within the ED is associated with poorer outcomes of care and can result in prolonged discomfort and pain for patients. On December 30, 2005 it was reported to the bureau that no pre-hospital emergency medical services were available to respond to 911 calls for up to 2-hours. To address the Hospital ED overcrowding conditions and increased EMS off-load times during that weekend, guidelines were initiated by Dr. Kwalick, Clark County Health Officer, on December 30, 2005, based on SB 458 of the 73rd Legislative Session, which stated that each hospital must transfer the patient within 30 minutes to an appropriate location within the facility and each EMS provider must facilitate a safe and efficient "transition of care" with the ED staff.

Exceeding Licensed Bed Capacity:

- Coupled with the ED overcrowding is the issue of exceeding licensed bed capacity. Although the gold standard would prohibit hospitals being over census the bureau recognizes the emergency situations facing hospitals, especially in Clark County during peak periods. Nevada Administrative Code (NAC) 449.310 (1) states, "A hospital shall not have more patients than the number of beds for which it is licensed, except in emergencies. If there is an emergency, the hospital shall notify the Bureau." I have included in your packets today a letter issued to the hospitals in November 2004 describing steps hospitals are required to take when in over census status. Among these requirements are: filing a report with the bureau by

the Monday following any week in which the facility exceeded its licensed bed capacity, including information describing the circumstances necessitating the emergency admission of patients in excess of the licensed bed capacity and steps taken by the hospital to mitigate the emergency conditions and staffing modifications to accommodate the additional patients.

Mental Health Crisis:

- Dr. Brandenburg has/will discuss the issues as they relate to the mental health crisis. For the past two years, the BLC has worked with the Division of Mental Health to address this serious health care issue in the following ways:
 - Licensure of 28 mental health beds at the 1300 Building on the Desert Regional Center (DRC) campus at 1391 S. Jones Blvd., Las Vegas in July 2004
 - Development of regulations to license Community Triage Centers in Reno and Las Vegas (AB40, 2005 Legislative Session).
 - Compliance agreement approved for the Westcare Mental Health Crisis Unit located at 401 S. Martin Luther King Blvd.
 - Compliance agreement approved for the Westcare Community Triage Center, 930 N. 4th Street, Las Vegas.

Disaster Response Planning and Public Health Preparedness:

Lastly, providers have indicated issues faced by both facility types are attentiveness to disaster response planning and public health preparedness. The BLC continues to work with the State Public Health Preparedness Program, the Emergency Medical Services Community and CMS in coordinating planning activities, taking into account the need for interdependence of health care providers such as hospitals and nursing homes who may be simultaneously affected by an adverse event.

Best Practices:

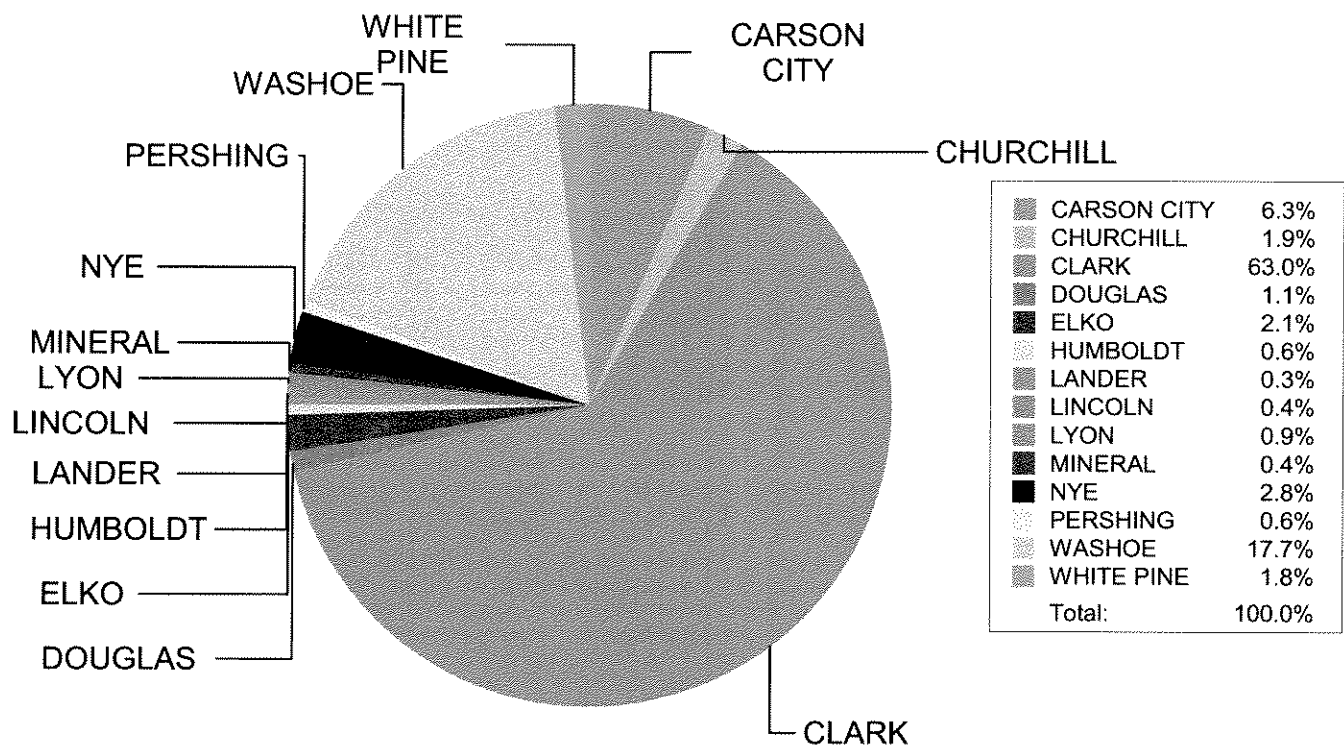
When requested to present I was asked to discuss best practices. I have had discussion with my counterpart in California and was informed that the California HealthCare Foundation has awarded a \$300,000 grant to Brandeis University, a leader in health care policy and research, in partnership with the Blue Cross and Blue Shield Foundation on Health Care (BCBSFHC), Blue Shield of California Foundation and Blue Cross of California to conduct a groundbreaking study of emergency department (ED) utilization trends and their impact on patient care and health care. Through a new understanding of the root causes, new policies may be enacted to redirect excessive demand for ED services and related hospital admissions, increase timely accessibility to emergency services and improve continuity of care, while also reducing costs. The study will examine increased cost due to substitution of ED care for office-based medical care, and will also explore ways to change financial incentives or benefit designs to encourage more clinically appropriate use of primary care services. As chief of

the bureau I will continue to follow the research and any best practices that may result.

BLC staff continues to work with the provider community to address issues and promote the best outcomes for patients.

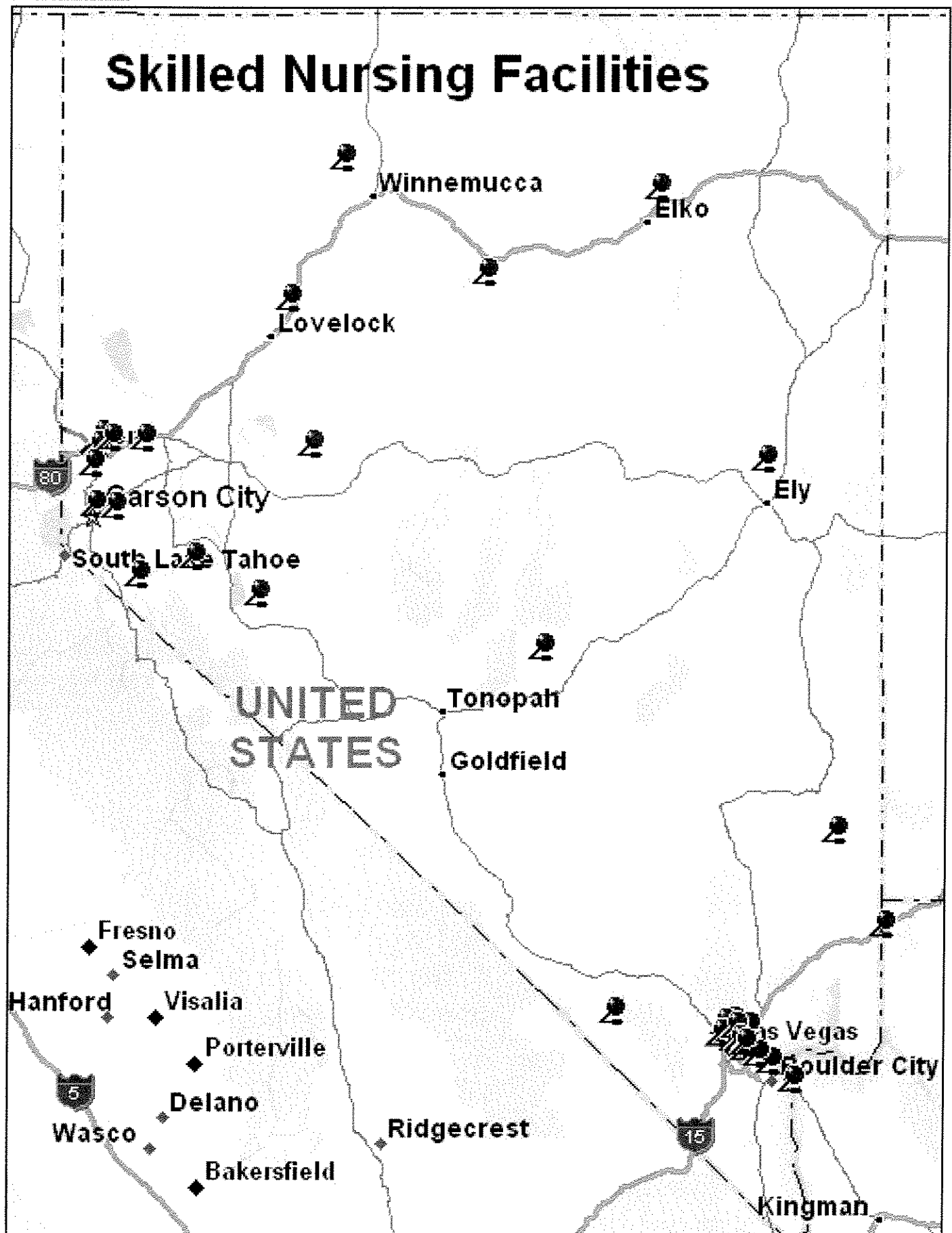
This concludes my prepared remarks we would be glad to answer any questions from the committee.

Percent Skilled Nursing Beds/County



Skilled Nursing Beds with Number of Beds

<u>TYPE</u>	<u>FACILITY NAME</u>	<u>BEDS</u>
SNF	BATTLE MOUNTAIN GENERAL HOSPITAL-SNF	18
SNF	BERRYMAN REHABILITATION CENTER	99
SNF	BOULDER CITY HOSPITAL, INC. - SNF	47
SNF	CAREMERIDIAN LLC	18
SNF	CARSON CONVALESCENT CENTER	73
SNF	COLLEGE PARK REHAB CENTER	98
SNF	DELMAR GARDENS OF GREEN VALLEY	242
SNF	DESERT LANE CARE CENTER	138
SNF	ELJEN CONVALESCENT HOSPITAL & RETIREMENT	144
SNF	EMMANUEL HEALTH CARE CENTER - LAS VEGAS	100
SNF	EVERGREEN AT CC HEALTH AND REHAB CTR	120
SNF	EVERGREEN AT GARDNERVILLE HEALTH & REHAB CENTER	60
SNF	EVERGREEN AT PAHRUMP HEALTH AND REHAB CTR	120
SNF	EVERGREEN MOUNTAIN VIEW HEALTH & REHAB CTR	146
SNF	GROVER C. DILS MEDICAL CENTER - SNF	20
SNF	HARMON MEDICAL & REHAB HOSPITAL - SNF	2
SNF	HARMONY MANOR / HUMBOLDT GEN HOSP SNF	30
SNF	HEARTHSTONE OF NORTHERN NEVADA	125
SNF	HENDERSON HEALTHCARE CENTER	266
SNF	HIGHLAND MANOR OF ELKO	112
SNF	HIGHLAND MANOR OF FALLON	102
SNF	HIGHLAND MANOR-MESQUITE	112
SNF	LAS VEGAS HEALTHCARE & REHAB CENTER	79
SNF	LEFA L. SERAN SKILLED NURSING FACILITY	24
SNF	LIFE CARE CENTER OF LAS VEGAS	239
SNF	LIFE CARE CENTER OF PARADISE VALLEY	120
SNF	LIFE CARE CENTER OF RENO	198
SNF	MANOR CARE HEALTH SERVICES	189
SNF	MANOR HEALTH CARE CENTER	225
SNF	MOUNTAINVIEW CARE CENTER @ BOULDER CITY	87
SNF	NEVADA STATE VETERANS HOME-BOULDER CITY	180
SNF	NORTH LAS VEGAS CARE CENTER	182
SNF	NYE REGIONAL MEDICAL CENTER - SNF	30
SNF	PERSHING GENERAL HOSPITAL SNF	32
SNF	REGENT CARE CENTER OF RENO	178
SNF	SILVER HILLS HEALTH CARE CENTER	118
SNF	SILVER RIDGE HEALTH CARE CENTER	148
SNF	SOUTH LYON MEDICAL CENTER - SNF	49
SNF	THE HEIGHTS OF SUMMERLIN LLC	190
SNF	THE PLAZA REGENCY AT SUN MOUNTAIN	188
SNF	TLC CARE CENTER	255
SNF	TORREY PINES CARE CENTER	101
SNF	VEGAS VALLEY REHABILITATION HOSPITAL	100
SNF	WASHOE MEDICAL CENTER-SKILLED NURSING	160
SNF	WHITE PINE CARE CENTER	97
Total Facilities	45	Total Beds 5,361



Attachment 3



Data Zoom 5-1

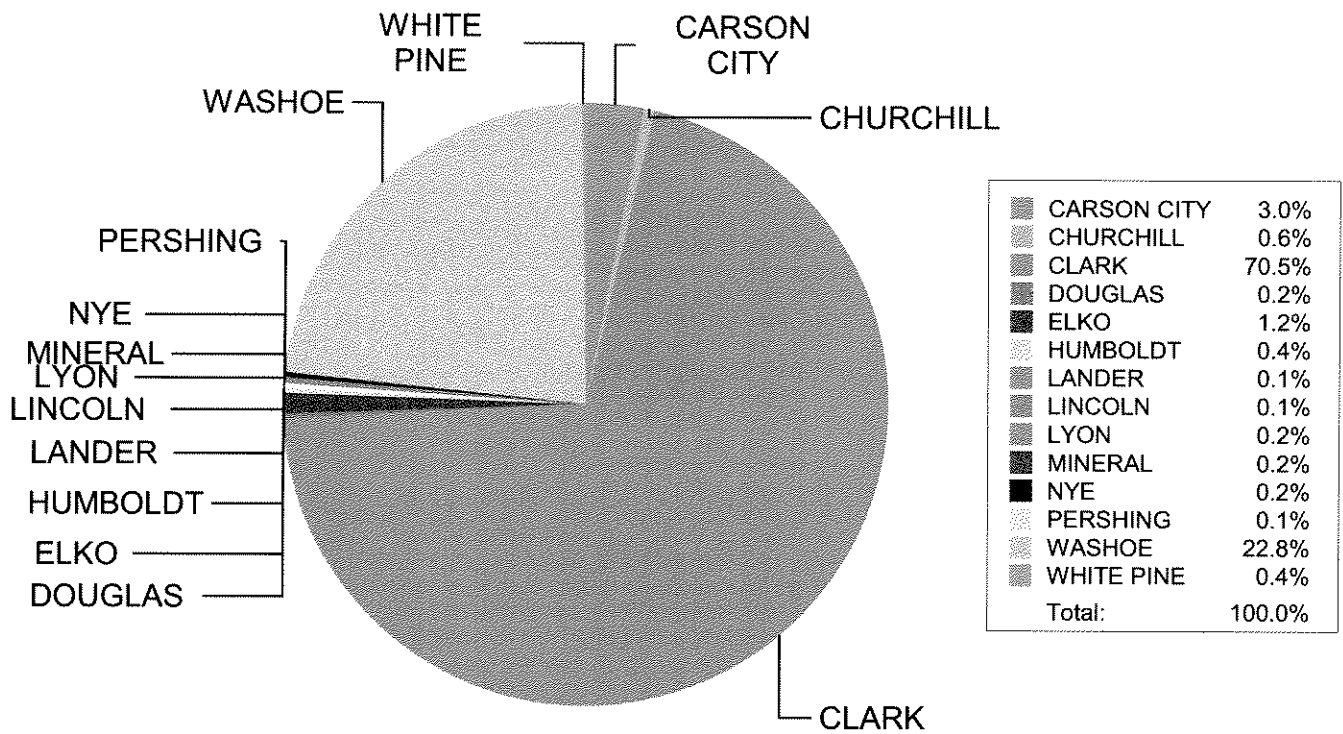
Hospital Based Skilled Nursing Facilities

Public Skilled Nursing Beds	1999	2000	2001	2002	2003	2004	2005	2006
Battle Mountain General Hospital	16	16	16	16	18	18	16	18
Boulder City Hospital, Inc.	47	47	47	47	47	47	47	47
Grover C. Dils Medical Center	16	16	16	16	16	16	20	20
Humboldt General Hospital	30	30	30	30	30	30	30	30
Mount Grant Hospital	24	24	24	24	24	20	20	24
Pershing General Hospital	32	32	32	32	32	32	32	32
South Lyon Medical Center	49	49	49	49	49	49	49	49
Total Publically Operated Licensed Beds	214	214	214	214	216	212	214	220

Private Skilled Nursing Beds	1999	2000	2001	2002	2003	2004	2005	2006
Harmon Medical Rehab Hospital	40	20	20	2	2	Converted to Acute 2004		
Horizon Specialty Hospital	172	138	138	138	138	138	172	138
I H S of Shadow Mountain Hospital	84	84	84	Closed April 1, 2001				
North Vista Hospital, Inc.	20	20	Converted Beds to Acute Care 2001					
Nye Regional Medcial Center	32	32	32	32	30	30	30	30
St. Mary's Regional Medical Center	16	16	16	16	16	16	16	Closed
St. Rose Dominican Hospital	20	20	20	Converted Beds to Acute Care 2002				
Sunrise Hospital & Medical Center	32	32	32	32	Converted Beds to Acute 2003			
Washoe Medical Center Rehab Hospital	16	Converted Beds to Acute Care 2000						
Washoe Medical Center, Inc.	19	19	Converted Beds to Acute Care 2001					
Washoe Medical Ctr- South Meadows		119	79	99	99	Converted to Acute 2003		
Total Privately Operated Licensed Beds	451	500	421	319	285	184	218	168

Total Licensed Beds	665	714	635	533	501	396	432	388
----------------------------	------------	------------	------------	------------	------------	------------	------------	------------

Percent Hospital Beds/County



STATE OF NEVADA LICENSED HOSPITALS PER COUNTY

Carson City

Acute Beds-

Carson Tahoe Reg Medical Ctr	144
Carson Tahoe Spcialty Med Ctr	28
Sierra Surgery & Imaging	<u>15</u>
Number of Facilities-3	Total Acute Beds 187

Churchill County

Acute Beds-

Banner Churchill Comm Hosp	<u>40</u>
Number of Facilities-1	Total Acute Beds 40

Clark County

Acute Beds-

Boulder City Hospital	20*	(SNF-47)
Desert Springs Hospital	286	
Mesaview Regional Hospital	25	
Mountainview Hospital	235	
North Vista Hospital	185	
Progressive Hospital	24	
Southern Hills Hospital	139	
Spring Valley Hosp & Med Ctr	210	
St. Rose Dominican Hospital	138	
St. Rose Dominican Hosp Siena Campus	214	
Summerlin Hospital Med Ctr	276	
Sunrise Hospital & Med Ctr	701	
University Medical Center of S NV	554	
Valley Hospital Medical Center	<u>409</u>	
Number of Facilities-14	Total Acute Beds 3,416	

Long Term Acute Beds-

Healthsouth Hospital @ Tenaya	70	
Horizon Specialty Hosp-LV	61*	(SNF-138)
Kindred Hospital-LV	52	
Kindred Hospital-Flamingo	92	
Kindred Hospital-Desert Springs Hospital	<u>40</u>	
Number of Facilities-5	Total LTA Beds 315	

Psychiatric Beds-

Desert Willow Treatment Ctr	58
Montevista Hospital	80
Red Rock Behavioral	21
Southern Nevada AMH	103
Spring Mountain Treatment Ctr	82
West Care Mental Health	<u>50</u>
Number of Facilities-6	Total Psych Beds 394

Rehabilitation Beds-

Harmon Medical & Rehab Ctr	114*	(SNF-2)
Healthsouth Hospital of Henderson	60	
Healthsouth Rehab of Las Vegas	79	
UMC-Rancho Rehab Ctr	<u>34</u>	
Number of Facilities-4	Total Rehab Beds 287	

STATE OF NEVADA LICENSED HOSPITALS PER COUNTY

Douglas County

Acute Beds-

Carson Valley Medical Center 15

Number of Facilities-1 Total Acute Beds 15

Elko County

Acute Beds-

Northeastern NV Regional Hosp 75

Number of Facilities-1 Total Acute Beds 75

Humboldt County

Acute Beds-

Humboldt Gen Hosp 22* (SNF-30)

Number of Facilities-1 Total Acute Beds 22

Lander County

Acute Beds-

Battle Mountain General Hosp 7*

Number of Facilities-1 Total Acute Beds 7

Lincoln County

Acute Beds-

Grover C. Dills Med Center & SNF 4* (SNF-16)

Number of Facilities-1 Total Acute Beds 4

Lyon County

Acute Beds-

South Lyon Medical Center 14* (SNF-49)

Number of Facilities-1 Total Acute Beds 14

Mineral County

Acute Beds-

Mount Grant General Hospital 11* (SNF-24)

Number of Facilities-1 Total Acute Beds 11

Nye County

Acute Beds-

Nye Regional Medical Ctr 14* (SNF-30)

Number of Facilities-1 Total Acute Beds 14

Pershing County

Acute Beds-

Pershing General Hospital 5* (SNF-32)

Number of Facilities-1 Total Acute Beds 5

STATE OF NEVADA LICENSED HOSPITALS PER COUNTY

Washoe County

Acute Beds-

Incline Village Community Hospital	4
Northern Nevada Medical Center	100
St. Mary's Regional Medical Ctr	380
Washoe Medical Ctr South Meadows	44
Washoe Medical Center	<u>538</u>
Number of Facilities-5	Total Acute Beds 1,066

Long Term Acute Beds-

Tahoe Pacific Hospital-Meadows	39
Tahoe Pacific Hospital-West	<u>21</u>
Number of Facilities-2	Total LTA Beds 60

Psychiatric Beds-

BHC West Hills Hospital	95
Dini Townsend Hospital at NNAMHS	70
Willow Springs Center	<u>76</u>
Number of Facilities-3	Total Psych Beds 241

Rehabilitation Beds-

Washoe Medical Ctr Rehab Hospital	<u>62</u>
Number of Facilities-1	Total Rehab Beds 62

White Pine County

Acute Beds-

William Bee Ririe Hospital	<u>25</u>
Number of Facilities-1	Total Acute Beds 25

Yellow = Critical Access Beds

Acute Hospital Beds Licensed by Health Division/Bureau of Licensure & Certification 1999-2006

Acute Hospitals-North	Opened	1999	2000	2001	2002	2003	2004	2005	2006
Banner Churchill Community Hospital		40	40	40	40	40	40	40	40
Battle Mountain General Hospital		7	7	7	7	7	7	7	7
Carson Valley Medical Center	1/30/2004						15	15	15
Carson-Tahoe Regional Medical Center		128	128	128	128	128	131	131	144
Carson-Tahoe Specialty Medical Center	1/19/2006								28
Humboldt General Hospital		22	22	22	22	22	22	22	22
Incline Village Health Center		8	8	8	8	4	4	4	4
Mount Grant Hospital		11	11	11	11	11	11	11	11
Northeastern Nevada Regional Hospital		50	50	50	75	75	75	75	75
Northern Nevada Medical Center		100	100	100	100	100	100	100	100
Nye Regional Medical Center		10	10	10	10	12	10	10	14
Pershing General Hospital		5	5	5	5	5	5	7	5
South Lyon Medical Center		14	14	14	14	14	14	14	14
Sierra Surgery & Imaging LLC	3/10/2005							15	15
St. Mary's Regional Medical Center		351	351	351	351	351	380	380	380
Washoe Medical Center, Inc.		529	529	529	529	529	529	529	538
Washoe Med Ctr- S. Meadows	1/29/1999	40	41	81	41	45	60	36	44
William Bee Ririe Hospital		31	31	31	15	15	30	25	25
Total Licensed Beds North		1346	1347	1387	1356	1358	1433	1421	1481

Acute Hospital Beds Licensed by Health Division/Bureau of Licensure & Certification 1999-2006

Acute Hospitals-South	Opened	1999	2000	2001	2002	2003	2004	2005	2006
Boulder City Hospital, Inc.		47	47	47	47	47	47	47	20
Desert Springs Hospital		238	238	225	351	346	346	286	286
Grover C. Dils Medical Center		4	4	4	4	4	4	4	4
Mesa View Regional Hospital	7/9/2004						21	25	25
Mountainview Hospital		110	120	192	192	192	199	235	235
North Vista Hospital, Inc.		178	178	198	198	198	198	198	185
Progressive Hospital		24	24	24	24	24	24	24	24
Southern Hills Hospital & Medical Center	2/27/2004						130	139	139
Spring Valley Hospital Medical Center	10/2/2003					170	170	176	210
St. Rose Dominican Hospital		123	123	123	138	138	138	138	138
St. Rose Dominican Hospital-Siena	7/17/2000		141	141	141	148	214	214	214
Summerlin Hospital Center		148	152	167	169	199	199	274	276
Sunrise Hospital & Medical Center		656	656	656	656	688	701	701	701
University Medical Center of Southern NV		508	508	508	542	542	544	554	554
Valley Hospital Medical Center		415	415	415	400	409	409	409	409
Total Licensed Beds South		2451	2606	2700	2862	3105	3344	3424	3420
Statewide Total of Licensed Beds		3797	3953	4087	4218	4463	4777	4845	4901

Acute Hospital Beds Licensed by Health Division/Bureau of Licensure & Certification 1999-2006

Private Acute Hospital Beds	Opened	1999	2000	2001	2002	2003	2004	2005	2006
Banner Churchill Community Hospital		40	40	40	40	40	40	40	40
Carson Valley Medical Center	1/30/2004						15	15	15
Carson-Tahoe Regional Medical Center	12/1/2005							144	144
Carson-Tahoe Specialty Medical Center		128	128	128	128	128	131	28	28
Desert Springs Hospital		238	238	225	351	346	346	286	286
Incline Village Health Center		8	8	8	8	4	4	4	4
Mesa View Regional Hospital	7/9/2004						21	25	25
Mountainview Hospital		110	120	192	192	192	199	235	235
North Vista Hospital, Inc.		178	178	198	198	198	198	198	185
Northeastern Nevada Regional Hospital		50	50	50	75	75	75	75	75
Northern Nevada Medical Center		100	100	100	100	100	100	100	100
Nye Regional Medical Center		10	10	10	10	12	10	10	14
Progressive Hospital-Open 9/01/99		24	24	24	24	24	24	24	24
Southern Hills Hospital & Medical Center	2/27/2004						130	139	139
Spring Valley Hospital Medical Center	10/2/2003					170	170	176	210
Sierra Surgery & Imaging LLC	3/10/2005							15	15
St. Mary's Regional Medical Center		351	351	351	351	351	380	380	380
St. Rose Dominican Hospital		123	123	123	138	138	138	138	138
St. Rose Dominican Hospital-Siena	7/17/2000		141	141	141	148	214	214	214
Summerlin Hospital Center		148	152	167	169	199	199	274	276
Sunrise Hospital & Medical Center		656	656	656	656	688	701	701	701
Valley Hospital Medical Center		415	415	415	400	409	409	409	409
Washoe Medical Center, Inc.		529	529	529	529	529	529	529	538
Washoe Med Ctr- S Meadows	1/29/1999	40	41	81	41	45	60	36	44
Total Privately Operated Licensed Beds		3148	3304	3438	3551	3796	4093	4195	4239

Acute Hospital Beds Licensed by Health Division/Bureau of Licensure & Certification 1999-2006

Public Acute Hospital Beds	Opened	1999	2000	2001	2002	2003	2004	2005	2006
Battle Mountain General Hospital		7	7	7	7	7	7	7	7
Boulder City Hospital, Inc.		47	47	47	47	47	47	47	20
Grover C. Dils Medical Center		4	4	4	4	4	4	4	4
Humboldt General Hospital		22	22	22	22	22	22	22	22
Mount Grant Hospital		11	11	11	11	11	11	11	11
Pershing General Hospital		5	5	5	5	5	5	7	5
South Lyon Medical Center		14	14	14	14	14	14	14	14
University Medical Center of Southern NV		508	508	508	542	542	544	554	554
William Bee Ririe Hospital		31	31	31	15	15	30	25	25
Total Publically Operated Licensed Beds		649	649	649	667	667	684	691	662

Emergency Department Bays

Name of Hospital	Licensed Beds 1/30/06	ED Bays 7/26/2004	ED Bays 1/30/06
Banner Churchill Community Hospital	40	0	0
Battle Mountain General Hospital	7	10	3
BHC West Hills Hospital	95	4	0
Boulder City Hospital, Inc.	20	6	6
Carson Tahoe Regional Med Ctr	144	16	25
Carson Tahoe Specialty Medical Center	28	0	0
Carson Valley Medical Center	15	7	7
Desert Springs Hospital	286	38	38
Desert Willow Treatment Center	58	0	0
Dini Townsend Hospital at NNAMHS	70	0	0
Grover C. Dils Medical Center & SNF	4	1	1
Harmon Medical and Rehab Center	114	0	0
Healthsouth Hospital at Tenaya	70	0	0
Healthsouth Rehab of Henderson	60	0	0
Healthsouth Rehab of Las Vegas	79	0	0
Horizon Specialty Hospital-Las Vegas	61	0	0
Humboldt General Hospital/Harmony	22	6	6
Incline Village Community Hospital	4	4	7
Kindred Hospital Las Vegas-Flamingo	92	0	0
Kindred Hospital LV-Desert Springs	40	0	0
Kindred Hospital-Las Vegas	52	0	0
Mesa View Regional Hospital	25	8	10
Montevista Hospital	80	0	0
Mount Grant General Hospital	11	2	2
Mountainview Hospital	235	22	22
North Vista Hospital	185	20	20
Northeastern NV Regional Hospital	75	15	15
Northern Nevada Medical Center	100	18	18
Nye Regional Medical Center & SNF	14	3	3
Pershing General Hospital	5	3	3
Progressive Hospital	24	0	0
Red Rock Behavioral Hospital	21	0	0
Saint Mary's Regional Medical Center	380	28	28
Sierra Surgery and Imaging LLC	15	0	0
South Lyon Medical Center	14	4	4
Southern Hills Hospital & Med Ctr LLC	139	30	30
Southern Nevada Adult Mental Health	103	0	0
Spring Mountain Treatment Center	82	0	0
Spring Valley Hospital Medical Center	210	47	47
St. Rose Dominican Hospital	138	28	25
St. Rose Dominican Hospital Siena Campus	214	28	28
Summerlin Hospital Medical Center, LLC	276	22	23
Sunrise Hospital & Medical Center	701	81	65
Tahoe Pacific Hospital-Meadows	39	0	0
Tahoe Pacific Hospital-West	21	0	0
UMC Rancho Rehabilitation Center	34	0	0
University Medical Center of Southern Nevada	554	87	52
Valley Hospital Medical Center	409	55	54
Washoe Medical Center Rehab Hospital	62	0	0
Washoe Medical Center, Inc.	538	43	47
Washoe South Meadows Medical Center	44	10	11
West Care Mental Health Crisis Unit	50	0	0
William Bee Ririe Hospital	25	3	3
Willow Springs Center	76	0	0
	6,260	649	603

Clark County Total ED Bays as of January 30, 2006 = 420

Washoe County Total ED Bays as of January 30, 2006 =111

November 19, 2004

Administrator
Hospital
Address
State NV Zip

RE: Exceeding Licensed Bed Capacity

Dear Administrator:

The Bureau of Licensure and Certification received indication during the mental health crises that Nevada's licensed hospitals, and particularly those in southern Nevada, may be operating with an in-patient census in excess of the number of beds for which they are licensed. With reduced availability of flu vaccines for the 2004-2005 season, our agency anticipates further burden on hospital bed availability. With this in mind, BLC would like to remind you of the regulatory requirements associated with the need to admit patients in numbers greater than licensed bed capacity.

Nevada Administrative Code (NAC) 449.310(1) states, "*A hospital shall not have more patients than the number of beds for which it is licensed, except in emergencies. If there is an emergency, the hospital shall notify the Bureau.*"

This mandatory report must be submitted in writing and include:

- Name of reporting hospital.
- Date(s) the hospital exceeded its licensed bed capacity.
- Maximum census on each of those dates.
- A description of the circumstances necessitating the emergency admission of patients in excess of the licensed bed capacity.
- Steps taken by the hospital to mitigate the emergency conditions (such as cancellation of elective surgeries, transfer of patients to other facilities, etc.).
- Staffing modifications to accommodate the additional patients, in accordance with the hospital's acuity based staffing protocols.
- Physical plant modifications made to meet the medical and privacy needs of the patients.
- Accommodations made to assure the patient could summon staff for assistance.

November 19, 2004
Page two

The report is to be filed by the Monday following any week in which the facility exceeded its licensed bed capacity. The written report should be directed to:

Northern Nevada	Southern Nevada
Diane Allen, HFS IV Bureau of Licensure and Certification 1550 E. College Pkwy. Ste. 158 Carson City, NV 89706 775.687.4475 X248 FAX: 775.687-6588 dallen@blc.state.nv.us	Lisa Jones, HFS IV Bureau of Licensure and Certification 4220 S. Maryland Pkwy. Ste. 810 Las Vegas, NV 89119 702.485.6515 X231 FAX: 702.486.6520 ljones@blc.state.nv.us

Thank you for your cooperation in meeting the needs of our communities.

Sincerely,

Pamela S. Graham, BS, RN, LNC
Chief

cc. Alex Haartz, MPH, Administrator
Richard Whitley, MS, Deputy Administrator
Bradford Lee, MD, State Health Officer
Martha Framsted, Public Information Officer II
Cindy Pyzel, Chief Deputy Attorney General
Jonathon Andrews, Regional Chief Deputy Attorney General
Linda Anderson, Deputy Attorney General
Bill Welch, President/CEO NHA
Robin Keith, President Nevada Rural Hospital Partners
Diane Allen, Health Facilities Surveyor IV
Jennifer Dunaway, Health Facilities Surveyor IV
Lisa Jones, Health Facilities Surveyor IV

Psychiatric Hospital Beds Licensed by Health Division/Bureau of Licensure & Certification 1999 - 2006

	1999	2000	2001	2002	2003	2004	2005	2006
BHC-West Hills Hospital	95	95	95	95	95	95	95	95
Charter Behavioral Health System of Nevada	84	84	Closed February 18, 2000, Reopened as Spring Mountain Treatment					
Desert Willow Treatment Center	56	56	56	56	56	58	58	58
Dini-Townsend Hospital NNAMH	69	74	84	70	70	70	70	70
Montevista Hospital	80	80	80	80	80	80	80	80
Red Rock Behavioral	Opened September 15, 2005						21	21
Southern Nevada Adult Mental Health Svcs	86	86	86	86	103	103	103	103
Spring Mountain Treatment Center				82	82	82	82	82
West Care Mental Health	Opened October 8, 2005						38	50
Willow Springs Center	74	74	74	74	74	74	74	76
Total Licensed Beds	544	549	475	543	560	562	621	635

Public Psychiatric Hospital Beds	1999	2000	2001	2002	2003	2004	2005	2006
Desert Willow Treatment Center	56	56	56	56	56	58	58	58
Dini-Townsend Hospital NNAMH	69	74	84	70	70	70	70	70
Southern Nevada Adult Mental Health Svcs	86	86	86	86	103	103	103	103
Total Publically Operated Licensed Beds	211	216	226	212	229	231	231	231

Private Psychiatric Hospital Beds	1999	2000	2001	2002	2003	2004	2005	2006
BHC-West Hills Hospital	95	95	95	95	95	95	95	95
Charter Behavioral Health System of Nevada	84	84	Closed February 18, 2000, Reopened as Spring Mountain Treatment					
Montevista Hospital	80	80	80	80	80	80	80	80
Red Rock Behavioral							21	21
Spring Mountain Treatment Center	Open May 14, 2001		82	82	82	82	82	82
West Care Mental Health							38	50
Willow Springs Center	74	74	74	74	74	74	74	76
Total Privately Operated Licensed Beds	333	333	331	331	331	331	390	404

BLC Licensed Psychiatric Hospital Beds 1999 - 2006

Prepared by Health Division

2/6/2006

Rehabilitation Hospital Beds Licensed by Health Division/Bureau of Licensure & Certification 1999 - 2006

	1999	2000	2001	2002	2003	2004	2005	2006
Carson Rehab Center	30	30	30	30	30	30	30	Closed
Harmon Medical Rehab Hospital	78	98	98	116	116	116	116	114
Healthsouth Rehab Hospital of Henderson	Opened December 6, 2001		60	60	60	60	60	60
Healthsouth Rehab Hospital of Las Vegas	67	67	67	79	79	79	79	79
I H S of Shadow Mountain Hospital	32	32	32	Closed April 1, 2001				
UMC-Rehab Center	34	34	34	34	34	34	34	34
Washoe Medical Center Rehab Hospital	47	63	63	63	63	63	62	62

Total Licensed Beds	288	324	384	382	382	382	381	349
----------------------------	------------	------------	------------	------------	------------	------------	------------	------------

Public Rehab Hospital Beds	1999	2000	2001	2002	2003	2004	2005	2006
UMC-Rehab Center	34	34	34	34	34	34	34	34

Total Publically Operated Licensed Beds	34	34	34	34	34	34	34	34
--	-----------	-----------	-----------	-----------	-----------	-----------	-----------	-----------

Private Rehab Hospital Beds	1999	2000	2001	2002	2003	2004	2005	2006
Harmon Medical Rehab Hospital	78	98	98	116	116	116	116	114
Healthsouth Rehab Hospital of Henderson	Opened December 6, 2001		60	60	60	60	60	60
Healthsouth Rehab Hospital of Las Vegas	67	67	67	79	79	79	79	79
Washoe Medical Center Rehab Hospital	47	63	63	63	63	63	62	62

Total Privately Operated Licensed Beds	192	228	288	318	318	318	317	315
---	------------	------------	------------	------------	------------	------------	------------	------------

Long Term Acute Hospital Beds Licensed by Health Division/Bureau of Licensure & Certification 1999-2006

	1999	2000	2001	2002	2003	2004	2005	2006
Tahoe Pacific Hospital-Meadows	27	27	27	27	29	29	39	39
Tahoe Pacific Hospital - West	22	22	22	22	22	21	21	21
Healthsouth Rehab Hospital of Tenaya	Open July 16, 2001		70	70	70	70	70	70
Horizon Specialty Hospital	27	199	199	199	199	199	199	61
Kindred Hospital Las Vegas Desert Springs	Open September 27, 2004					40	40	40
Kindred Hospital Las Vegas Flamingo	Open November 30, 2001		92	92	92	92	92	92
Kindred Hospital Las Vegas	52	52	52	52	52	52	52	52
Total Licensed Beds	128	300	462	462	464	503	513	375

Private Long Term Acute Hospital Beds	1999	2000	2001	2002	2003	2004	2005	2006
Healthsouth Rehab Hospital of Tenaya	Open July 16, 2001		70	70	70	70	70	70
Horizon Specialty Hospital	27	199	199	199	199	199	199	61
Kindred Hospital Las Vegas Desert Springs	Open September 27, 2004					40	40	40
Kindred Hospital Las Vegas Flamingo	Open November 30, 2001		92	92	92	92	92	92
Kindred Hospital Las Vegas	52	52	52	52	52	52	52	52
Tahoe Pacific Hospital-Meadows	27	27	27	27	29	29	39	39
Tahoe Pacific Hospital - West	22	22	22	22	22	21	21	21
Total Privately Operated Licensed Beds	128	300	462	462	464	503	513	375

Public Long Term Acute Hospital Beds	1999	2000	2001	2002	2003	2004	2005	2006
Total Publically Operated Licensed Beds	0	0	0	0	0	0	0	0

DESIGNATIONS
Additional to Hospital Licensure

Facility Name	Designation	Expiration Date	Survey Date	Approval
Desert Springs	Open Heart		2/28/1997	2/28/1997
Sunrise	Open Heart		9/2/1997	9/2/1997
Washoe Med Ctr	Open Heart		5/18/1994	5/18/1994
Univ Med Ctr	Open Heart		2/9/1994	6/8/1994
St Marys	Open Heart		7/11/1997	7/11/1994
Valley Hospital	Open Heart		9/5/1997	9/5/1997
St Rose Dom	Open Heart		11/6/2000	11/6/2000
Mt Vew Hosp	Open Heart		5/14/2001	5/14/2001
Carson Reg Med	Open Heart		1/6/2006	1/19/2006
Summerlin	Open Heart		11/21/2005	12/14/2005

EXPIRATION DATE 2006

Washoe Med. Ctr	Trauma II (Prov)	8/1/2006	8/1/2005	8/1/2005
-----------------	------------------	----------	----------	----------

EXPIRATION DATE 2007

Valley Hospital	SSC III	4/24/2007	5/29/2002	5/29/2002
Univ Med Ctr	SSC III	7/17/2007	5/29/2002	5/29/2002
St Rose-Siena	SC II	8/14/2007	5/30/2002	8/16/2002
St. Rose-Siena	Trauma III	8/5/2007	6/6/2005	8/9/2005

EXPIRATION DATE 2008

UMC	Trauma I	2/1/2008	11/4/2004	2/2/2005
Mt View Hosp	SC II	3/31/2008	3/10/2003	3/10/2003
Sunrise	Organ	4/5/2008	4/5/2005	3/30/2005
Washoe Med Ctr	SSC III	10/28/2008	10/15/2003	10/28/2003
St. Marys Hosp	SSC III	10/28/2008	10/15/2003	10/28/2003
Sunrise	Trauma II	11/14/2008	8/5/2005	11/15/2005

EXPIRATION DATE 2009

Summerlin Hosp	SC II	1/22/2009	12/15/2003	1/22/2004
Summerlin Hosp	SSC III	1/22/2009	12/15/2003	1/22/2004
Spring Valley Hos	SC II	3/11/2009	12/15/2003	3/11/2004

EXPIRATION DATE 2010

Southern Hills	SC II	1/1/2010	12/9/2004	1/20/2005
Sunrise	SSC III	1/1/2010	12/9/2004	1/20/2002
Univ Med Ctr	Organ	1/31/2010	1/31/2005	1/31/2005
North Vista Hosp	SCII	12/9/2010	10/24/2005	1/4/2005

SC II = Specialty Care Level II (Formerly Neo-natal Intensive Care Unit Level II)

SCIII = Sub-Specialty Care Level III (Formerly Neo-Natal Intensive Care Unit Level III)

