

In\$ite Key Concepts

- In\$ite turns a district's accounting system into management tools.

These tools improve:

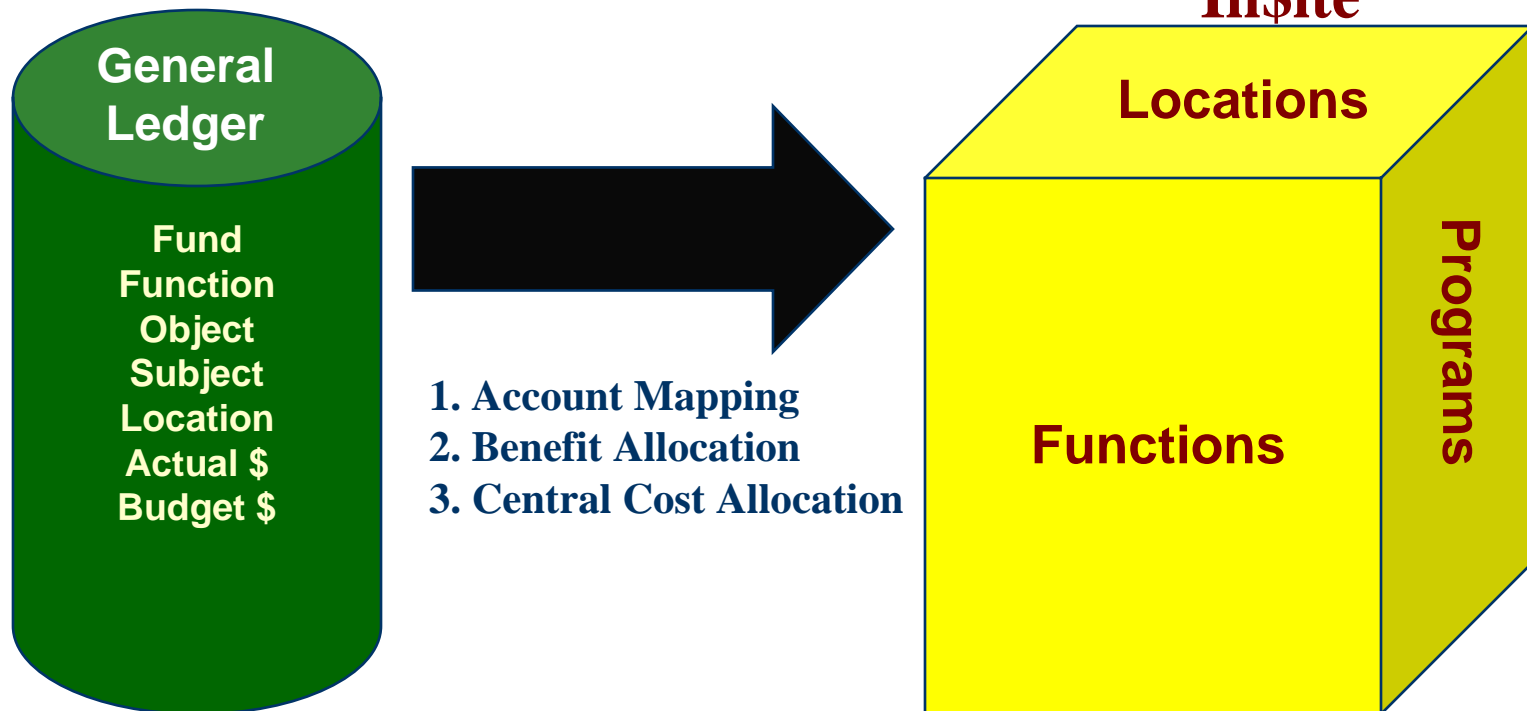
- Communications with staff
- Communications with the public
- The design and implementation of policies
- The use of district resources

These tools use your district's existing information to get better results

EXHIBIT T Education	Document consists of 8 pages.
<input checked="" type="checkbox"/> Entire document provided.	
<input type="checkbox"/> Due to size limitations, pages _____ provided. A copy of the complete document is available through the Research Library (775/684-6827) or e-mail library@lcb.state.nv.us .	
Meeting Date 5/21/04a	

In\$ite Key Concepts

How In\$ite turns the accounting system into management tools....



In\$ite looks at expenditures four ways...

In\$ite lets you look at your data through 4 different “filters”...

- ◆ *Function*
- ◆ *Program*
- ◆ *Cost Type*
- ◆ *Education Level*

The 1st Filter...*Functions*

TOTAL DISTRICT EXPENDITURES

INSTRUCTION

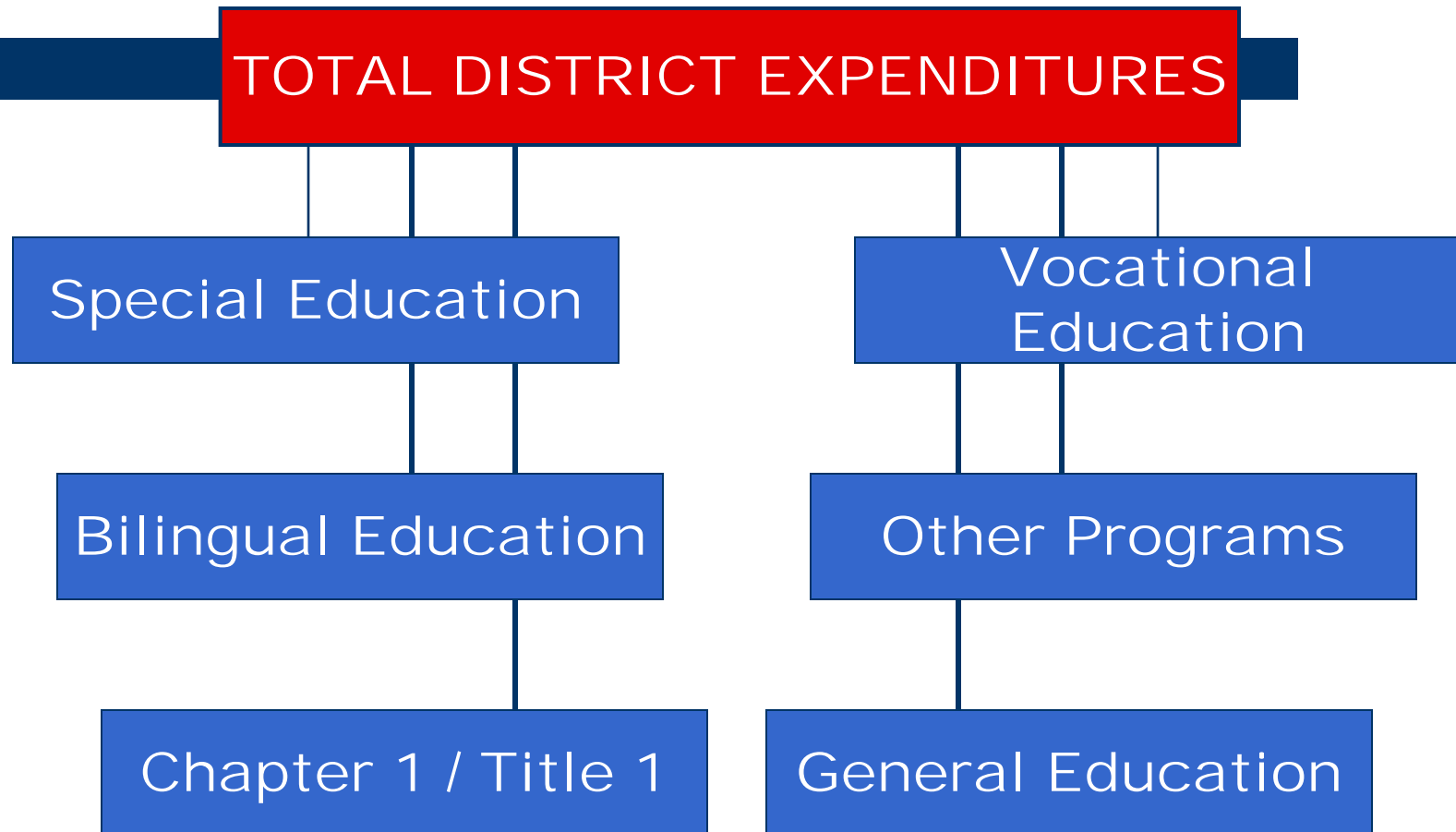
INSTRUCTIONAL SUPPORT

OPERATIONS

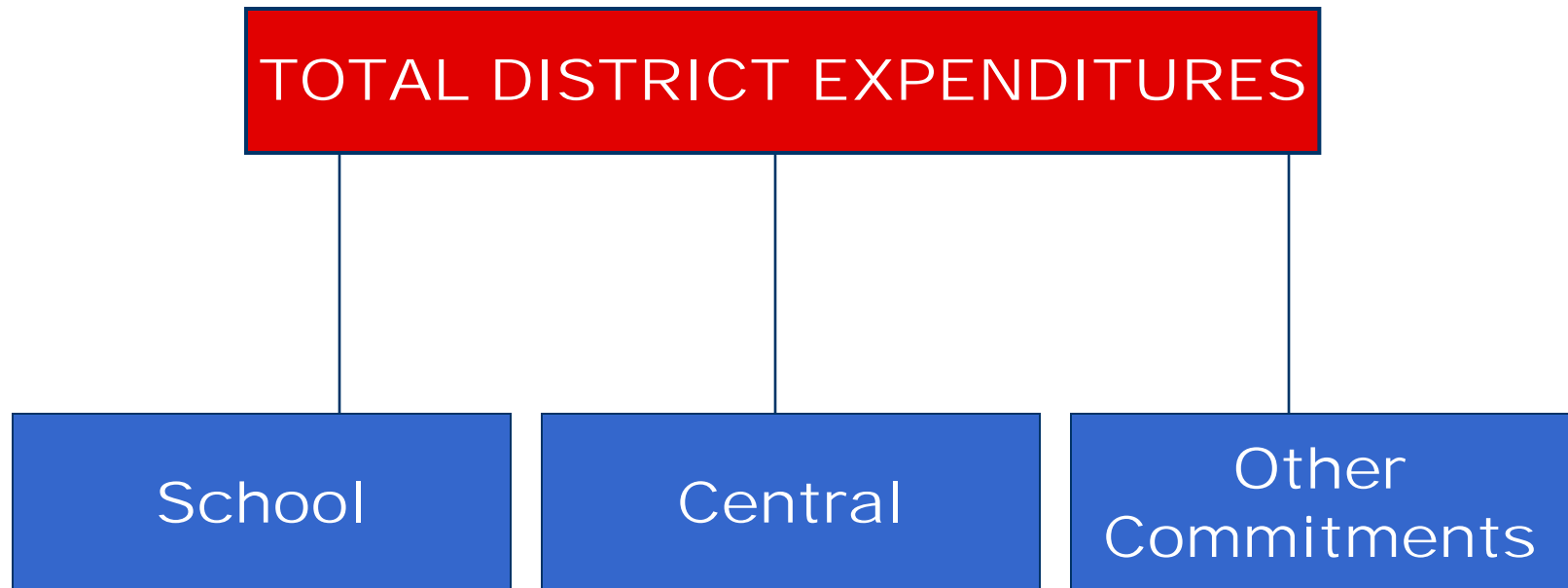
OTHER COMMITMENTS

LEADERSHIP

The 2nd Filter...*Programs*



The 3rd Filter...*Cost Type*



The 4th Filter...*Education Level*

TOTAL DISTRICT EXPENDITURES

```
graph TD; A[TOTAL DISTRICT EXPENDITURES] --> B[School]; B --> C[Elementary]; B --> D[Alternative]; B --> E[Middle]; B --> F[Other Schools]; B --> G[High School];
```

A flowchart illustrating the breakdown of total district expenditures by education level. The process starts with 'TOTAL DISTRICT EXPENDITURES' in a red box, which leads to a blue box labeled 'School'. From 'School', a horizontal line branches out to five green boxes: 'Elementary', 'Alternative', 'Middle', 'Other Schools', and 'High School'.

School

Elementary

Middle

High
School

Alternative

Other
Schools

Making Sense of the In\$ite Reports...Which report does what?

285 Reports



23 “Series”



12 “Subjects”

Series

A

B

C

D

E & F

G,H,I

J,K,L

M,N,O

P,Q,R

S,T,U

V

ES

Subject

Total District

School vs Central Costs

Programs

Education Level

All Schools

Elementary Schools

Middle Schools

High Schools

Alternative Schools

Other Schools

Allocations

Executive Summaries