


**UPDATE ON ELK
MANAGEMENT
AND
RELATED ISSUES IN EASTERN
NEVADA**



PRESENTED TO:

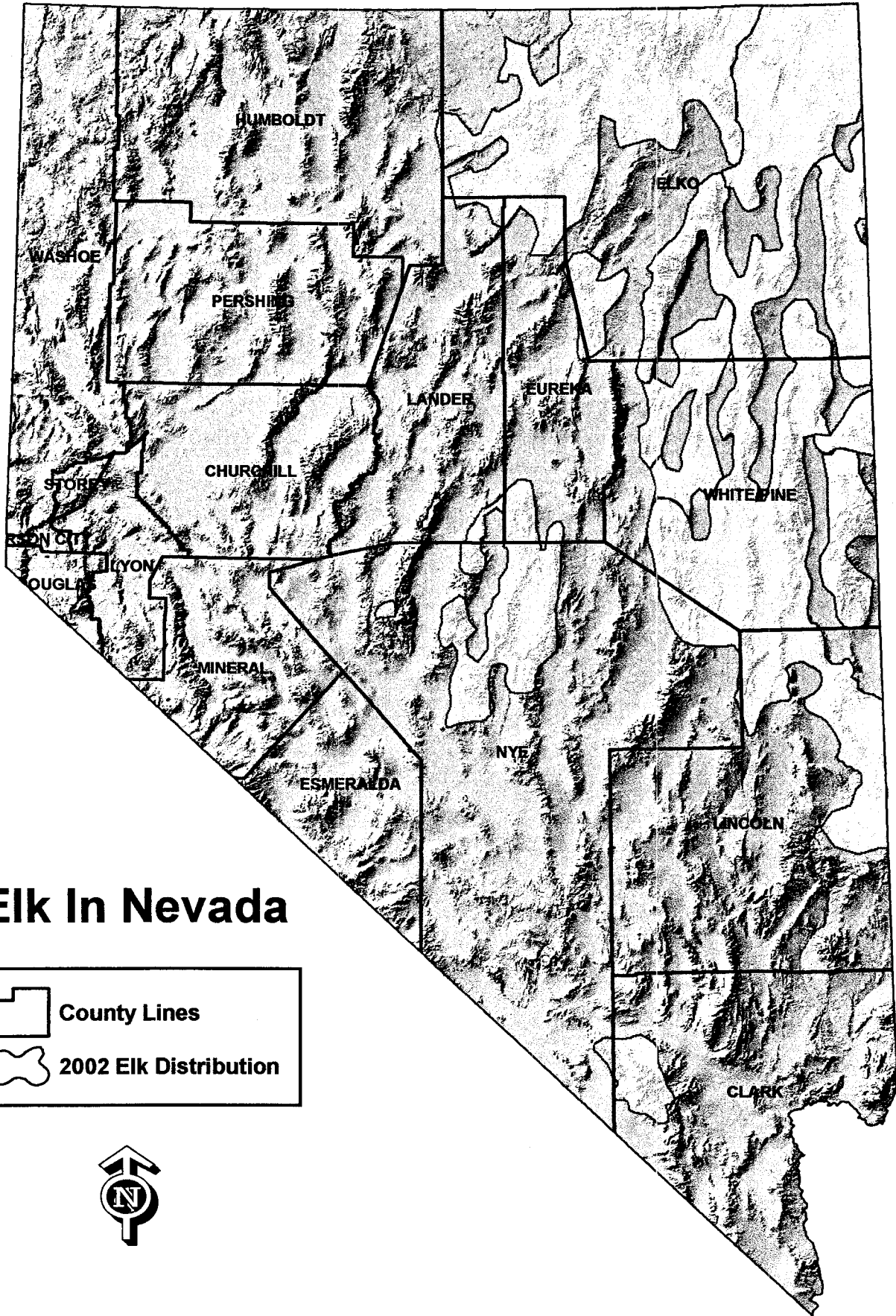
NEVADA'S LEGISLATIVE COMMITTEE ON PUBLIC LANDS

BY:

**TERRY CRAWFORTH, DIRECTOR
NEVADA DEPARTMENT OF WILDLIFE**

OCTOBER 20, 2003

EXHIBIT 11 11 Lands	Document consists of 17 pages
<input checked="" type="checkbox"/> Entire document provided.	
<input type="checkbox"/> Due to size limitations, pages ____ through ____ provided.	
A copy of the complete document is available through the Research Library (775-684-6827 or e-mail library@lcb.state.nv.us).	
Meeting Date 10/20/03	



Elk In Nevada

	County Lines
	2002 Elk Distribution





2003 Status Report

Nevada Division of Wildlife's Private Lands Elk Management Program

BACKGROUND

This report is submitted to the 72nd Session of the Nevada State Legislature pursuant to NRS 504.175. During the 65th session a bill was enacted that mandates the Division of Wildlife (Division) to maintain a fund for the prevention and mitigation of damage caused by elk or game animals not native to Nevada (NRS 504.155, 504.165). The Nevada Board of Wildlife Commissioners (Board) further adopted NAC 504.350 through 504.440 to enable the Division to administer an elk damage mitigation program. The Board further amended NAC 502.331 to charge an additional \$5 application fee to all elk tag applicants to be used exclusively for the mitigation of elk damage.

In addition to the damage compensation program, the Nevada State Legislature, in 1997, established an elk incentive tag program (NRS 502.142). The Board adopted NAC 502.42253 – 502.42283, defining the elk incentive tag program in 1997. The Division developed procedures to implement both the damage compensation and elk incentive tag programs.

PROGRAM SUMMARY

Figure 1 displays the annual revenues and balance of the elk damage mitigation fund. As of January 2003, the fund's balance was approximately \$827,000. Table 1 shows the expenditures to the elk damage mitigation fund since 1991. There has been a total of 36 landowner claims paid for a total of \$72,789 to compensate for elk use on agricultural crops and damage to private property. The Division has provided fencing materials to many landowners for minor projects such as haystack protection. Through 2000 there were 4 large fencing projects completed totaling 8.5 miles, to prevent further elk use on hay fields, fruit trees, and alfalfa fields. From 2001 through 2002, an additional 3 large fencing projects were either completed or initiated, totaling 10 miles. In 1993, the Division began contracting labor from the Nevada Division of Forestry Prison Honor Camps to assist landowners in erecting fence around their private property. The Division has attempted to negotiate many projects to fence agricultural crops to alleviate any further elk problems, but some landowners have refused to accept the fencing and free labor to construct the fence.

With the advent of the elk incentive tag program in 1998, some landowners have chosen to receive elk incentive tags for resale and allow elk use on their private property, primarily on native hay meadows and spring sources. Since the inception of the elk incentive tag program, a total of 39 tags has been issued to 9 different landowners. The

2003 Status Report – Private Lands Elk Management Program

most tags issued to a single landowner in one year has been three tags. A landowner may sell a single elk incentive tag for as much as \$15,000.

In addition to the compensation, fence, and incentive tag programs, the Division has held several emergency elk depredation hunts to reduce local elk numbers and alleviate immediate concerns over elk use on private property. The need for these hunts varies each year but when held, they are normally very successful in alleviating the concerns of the landowner. Emergency elk hunts have been primarily used in White Pine, Lincoln, and Elko counties. The number of hunts and tags are variable depending on the situations. For 2001 and 2002, a total of 108 emergency depredation tags was issued in 7 different hunts to resolve short-term elk depredation concerns.

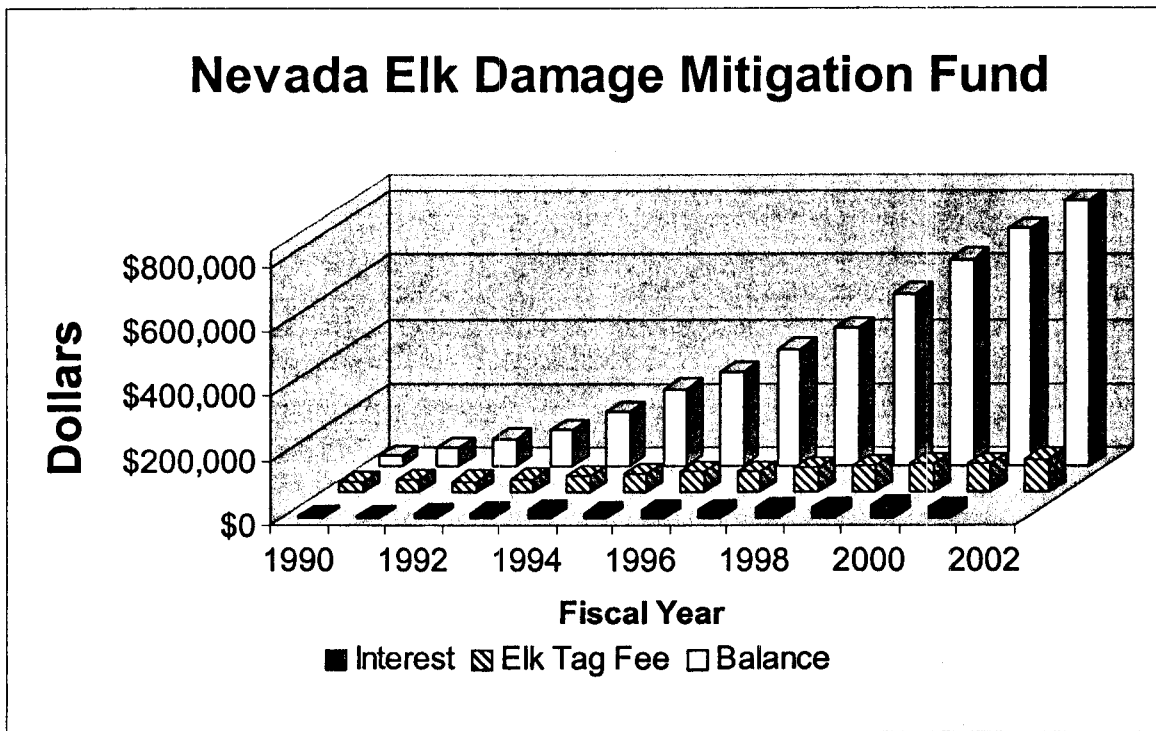


Figure 1. Sources and amount of revenues to the elk damage mitigation fund since 1990.

2003 Status Report – Private Lands Elk Management Program

Table 1. Landowner elk damage claims and expenditures to the elk damage mitigation fund since it began in 1991.

Fiscal Year	# of Claims	Amount of Claims	Fencing Materials and Operating Costs	Total Expenditures
1991	1	\$450	\$16,128	\$16,578
1992	1	\$1,000	\$10,974	\$11,974
1993	1	\$500	\$24,774	\$25,274
1994	3	\$4,357	\$943	\$5,300
1995	3	\$5,131	\$200	\$5,331
1996	1	\$2,547	\$21,606	\$24,153
1997	7	\$10,937	\$4,004	\$14,941
1998	10	\$29,978	\$4,412	\$34,390
1999	1	\$1,175	\$0	\$1,175
2000	1	\$6,875	\$1,016	\$7,891
2001	2	\$4,847	\$18,622	\$23,469
2002	5	\$4,992	\$39,090	\$44,082
2003 (thru March)	7	\$19,165	\$95,164	\$104,955
TOTALS	40	\$91,954	\$236,933	\$319,513

Respectfully Submitted by:

Mike Cox
 Big Game Staff Biologist
 Nevada Division of Wildlife

January 31, 2003

Elk Damage - BA 4458 FY03

FY02 Balance	827,312
Fees Collected	110,525
Expenditures	<u>(129,903)</u>
FY03 Balance	807,934

Interest has not been
allocated for FY03

Add approximately	<u>20,000</u>
Estimated Balance	<u>827,934</u>
with Interest	

**2003 Nevada Statewide Elk Population Estimates Compared to
Elk Population Objectives as Identified in Sub-plan Documents**

Document Name/ Primary Agency	Corresponding Big Game Management Unit(s)	Current Identified Population Objective(s)	April 2003 Population Estimate
Bruneau River Watershed Environmental Analysis - USFS	061, 071	Estimated carrying capacity of 1,255 elk to be adjusted upward of downward based on vegetative monitoring.	550
Western Elko County Elk Management Sub-plan	061, 071 062, 064, 066, 067, 068 065 073	NA 500 200 200	NA 125 0-10 50
Environmental Assessment for the Release of Elk into the Jarbridge Mountains, Nevada - USFS	072 (USFS)	1,000	550
Wells Resource Management Plan, Elk Amendment and Decision Record - BLM	072 (BLM), 073, 074 075 076, 077, 081 078, 105, 106 079 101, 102, 103, 104, 121	220 100 1,070 340 250 220 Total - 2,200	Total - 1,380
Lands not covered by Wells RMP Elk Amendment and Decision Record	101, 102, 103	0	30
Central Nevada Interagency Elk Management Agreement* - USFS	161, 162, 163, 173	350 (Table Mountain) 75 (Butler Basin) Total - 425	430

Document Name/ Primary Agency	Corresponding Big Game Management Unit(s)	Current Identified Population Objective(s)	April 2003 Population Estimate
Conservation Agreement for the Spring Mountain National Recreation Area - USFS	262	246	170
Lincoln County Elk Management Plan* - BLM	251	350	550
White Pine County Elk Management Plan* - BLM	111 112 113 114 115 121 131, 132 221 222	1,200 100 250 500 200 550 300 850 750 Total - 4,700	111-115, 221, 222 - 3,400 121 - 100 131-132 - 160
STATEWIDE TOTAL			7,505

* Currently being revised.

2003 ROCKY MOUNTAIN ELK POPULATION ESTIMATES

UNIT GROUP	2003 ESTIMATE*	2002 ESTIMATE*
061, 071	550	400
062, 064	100	
072	550	440
075	140	140
076, 077, 081	950	800
079	100	110
078, 104, 105	170	180
104, 108, 121	120	
111-115, 221, 222	3200	3,400
131	160	140
161-164	430	450
231	550	380
262	170	200
TOTAL	7,200	6,600

*Estimates - Values generated from computer models based on sampled herd composition and harvest data. The confidence limits around these estimates may be as high as + or - 20%

BIG GAME POPULATION ESTIMATE HISTORY

YEAR	ROCKY MOUNTAIN						
	MULE DEER	ANTELOPE	DESERT BIGHORN	CALIFORNIA BIGHORN	MOUNTAIN BIGHORN	ELK	MOUNTAIN GOAT
1976	81,747						
1977	112,743						
1978	121,738						
1979	112,666						
1980	127,327		4,448				
1981	135,313	9,824	4,654				
1982	140,123		4,654				
1983	119,709		3,069				
1984	129,447		3,092				
1985	155,544		3,287				
1986	181,856		3,450				
1987	238,963		3,527				
1988	251,326		3,633				
1989	211,934		3,681				
1990	201,978	14,843	3,780			1,965	
1991	180,019	18,504	3,996			2,390	
1992	183,494	19,107	4,133	695		2,724	195
1993	148,659	15,799	4,785	700		2,990	220
1994	115,000	14,912	4,775	673		2,997	250
1995	118,000	15,618	4,536	993	301	3,335	300
1996	120,000	14,835	4,945	1,085	328	4,035	296
1997	125,000	14,535	4,997	1,082	247	4,430	153
1998	132,000	14,690	5,175	1,248	246	4,812	180
1999	134,000	14,500	5,300	1,300	250	5,400	210
2000	133,000	16,000	4,900	1,400	210	5,700	260
2001	129,000	17,000	4,900	1,400	160	6,400	320
2002	108,000	18,000	5,300	1,500	210	6,600	340
AVERAGE	146,244	15,583	4,305	1,098	244	4,137	248
2003	109,000	18,000	4,800	1,500	240	7,200	350
% DIFF	-26	16	23	37	-14	60	37

2002 ELK HARVEST BY POINT CLASS AND UNIT FOR ALL HUNTS

Unit	Cows	Calves	Left number of Antler Points							Unit Bull Total	Unit Group Bull Total	% 6+ pts	TOTAL ELK
			1	2	3	4	5	6	7+				
061						1		1	1	3			
071			1	1	1			4	4	11	14	43%	14
072									11	1	12	100%	12
075	17	9			1	1	5	6		13	13	46%	39
077	26	7			1		5	14		20			
081	17	6					2	1	7	3	33	73%	89
079									3	3	3	100%	3
101	3								1	1			
102	1					1				1			
104	2							1	3	4	6	67%	12
105									2	1	3	100%	3
111	178	24	5		4	3	27	58	17	114			
112	4						1	4	2	7			
113	12		1				2	6		9			
114							2	1		3			
115							3	2		5			
221	30	4			2		8	13	3	26			
222	30	3	1	1	1	3	24	32	10	72	236	63%	521
131					1		2	3	1	7	7	57%	7
162	33	7	2			1	9	14	3	29	29	59%	69
231	62	9				3	8	22	3	36	36	69%	107
262	3					2	2	4		8	8	50%	11
TOTAL	418	69	10	2	11	17	104	211	45	400		64%	887

2002 ELK HUNTER DAYS BY UNIT GROUP AND HUNT

Unit Group	4000	4104	4111	4131& 4231	4133& 4233	4151& 4102	4156	4161	4176	4181	4232	4251	4261	TOTAL
061, 071						89	14	17				6		126
072				4		98	7	8				8		125
075			6	6		70	3	16	7	251				359
077, 081		184	31			175	6	31	13	94		6		540
079						10				4				14
101 - 104						87				94				181
104, 105						5	7	25						37
111 - 115, 221, 222		18	926	34		1899	255	332	394	1970	15	75	11	5929
131						81	3	10						94
161 - 164			8			326	9	29	13	456		14	11	866
231		100	133		21	123	46	88	55	495		12	7	1040
262			10			23	4	12	8	3		3		63
STATEWIDE	56													56
TOTAL	56	302	1114	44	21	2986	354	568	490	3367	15	124	29	9470

2002 ELK HUNTS 4000, 4200, 4102, 4104, 4111, 4131, 4231, 4133, 4233, 4232

UNIT GROUP	1st Choice Apps.	Tags Sold	Draw Odds*	% Return**	# Succ. Hunters	% Hunter Success***
PIW RESIDENT ANTLERED ELK ANY LEGAL WEAPON HUNT 4000						
STATEWIDE	1230	3	410 to 1	100%	3	100%
HERITAGE ELK ANY LEGAL WEAPON HUNT 4200						
STATEWIDE		1		0%		0%
RESIDENT ANTLERED ELK ANY LEGAL WEAPON DEPREDATION HUNT 4102						
101 - 104	204	10	20 to 1	100%	6	60%
RESIDENT ANTLERLESS ELK ANY LEGAL WEAPON EMERGENCY DEPREDATION HUNT 4104						
077		29		100%	12	41%
081 Early		14		100%	11	79%
081 Late		13		100%	5	38%
221		4		100%	0	0%
231 Early		9		100%	6	67%
231 Mid		10		90%	5	50%
231 Late		23		65%	4	17%
TOTALS		79		99%	43	49%
RESIDENT ANTLERLESS ELK ARCHERY HUNT 4111						
075	1	1	1 to 1	100%	0	0%
077, 081	28	9	4 to 1	100%	3	33%
111, 221, 222	239	182	2 to 1	98%	64	35%
112	6	6	1 to 1	83%	2	33%
113	17	16	2 to 1	94%	3	19%
161 - 164	6	2	3 to 1	100%	0	0%
231	28	25	2 to 1	100%	5	20%
262	3	1	3 to 1	100%	0	0%
TOTALS	328	242	2 to 1	98%	77	32%
ELK INCENTIVE ANY LEGAL WEAPON HUNT 4131 AND 4231						
072		2		100%	2	100%
075		1		100%	1	100%
111-115, 221, 222		8		100%	8	100%
TOTALS		11		100%	11	100%
ELK INCENTIVE MUZZLELOADER HUNT 4133 AND 4233						
231		3		100%	3	100%
ELK INCENTIVE ARCHERY HUNT 4232						
111-115, 221, 222		1		100%	1	100%

*Draw Odds - Number of 1st choice applicants for every tag sold; a relative not absolute measure of odds.

**%Return - Percent of big game hunter return cards received.

***%Hunter Success - based on the final tag sales.

2002 RESIDENT ANTLERED ELK ANY LEGAL WEAPON HUNT 4151

UNIT GROUP	1st Choice	Tags	% Draw Odds*	% Return**	# Succ. Hunters	% Hunter Success***
	Apps.	Sold				
072 Early	557	4	140 to 1	100%	2	50%
072 Late	177	16	12 to 1	100%	7	44%
075	129	15	9 to 1	100%	11	73%
077, 081	1477	32	47 to 1	100%	25	78%
079	356	3	119 to 1	100%	3	100%
104, 105	79	1	79 to 1	100%	1	100%
111 - 115, 221, 222	5574	302	19 to 1	99%	183	61%
131	81	10	9 to 1	100%	5	50%
161 - 164 Early	1286	8	161 to 1	113%	8	100%
161 - 164 Late	463	34	14 to 1	97%	19	56%
231	652	26	26 to 1	100%	20	77%
262	352	6	59 to 1	100%	6	100%
TOTALS	11700	473	25 to 1	99%	301	64%

2002 RESIDENT ANTLERED ELK MUZZLELOADER HUNT 4156

061, 071	35	2	18 to 1	100%	1	50%
072	11	1	11 to 1	100%	0	0%
075	4	1	4 to 1	100%	1	100%
077, 081	53	1	53 to 1	100%	1	100%
104, 105	11	1	11 to 1	100%	1	100%
111-115, 221, 222	209	36	6 to 1	97%	11	31%
131	10	1	10 to 1	100%	1	100%
161 - 164	36	1	36 to 1	100%	0	0%
231 Early	276	2	138 to 1	100%	2	100%
231 Late	12	7	2 to 1	100%	4	57%
262	30	1	30 to 1	100%	1	100%
TOTALS	687	54	13 to 1	98%	23	43%

2002 RESIDENT ANTLERED ELK ARCHERY HUNT 4161

072	15	1	15 to 1	100%	0	0%
075	6	1	6 to 1	100%	0	0%
077, 081	83	4	21 to 1	100%	4	100%
104, 105	7	1	7 to 1	100%	1	100%
111 - 115, 221, 222	350	38	10 to 1	97%	19	50%
131	21	1	21 to 1	100%	1	100%
161 - 164 Early	32	2	16 to 1	100%	0	0%
161 - 164 Late	56	3	19 to 1	100%	2	67%
231	58	6	10 to 1	100%	3	50%
262	14	1	14 to 1	100%	0	0%
TOTALS	673	59	12 to 1	98%	31	53%

*Draw Odds - Number of 1st choice applicants for every tag sold; a relative not absolute measure of odds.

**%Return - Percent of big game hunter return cards received.

***%Hunter Success - based on the final tag sales.

H1 13 of 17

2002 RESIDENT ANTLERLESS ELK MUZZLELOADER HUNT 4176

UNIT GROUP	1st Choice	Tags	Draw Odds*	%	# Succ.	% Hunter
	Apps.	Sold		Return**	Hunters	Success***
077, 081	24	3	8 to 1	67%	1	33%
111, 221, 222	138	71	2 to 1	96%	13	18%
112	2	2	1 to 1	100%	0	0%
113	12	12	1 to 1	92%	0	0%
161 - 164	7	2	4 to 1	100%	0	0%
231	16	10	2 to 1	100%	4	40%
262	1	1	1 to 1	100%	0	0%
TOTALS	206	103	2 to 1	95%	18	17%

2002 RESIDENT ANTLERLESS ELK ANY LEGAL WEAPON HUNT 4181

075	126	64	2 to 1	95%	26	41%
077, 081	353	30	12 to 1	97%	24	80%
079	33	1	33 to 1	100%	0	0%
101 - 104 Early	12	7	2 to 1	114%	4	57%
101 - 104 Mid	8	7	2 to 1	100%	2	29%
101 - 104 Late	10	7	2 to 1	100%	0	0%
111, 221, 222	1511	386	4 to 1	98%	191	49%
112	16	12	2 to 1	100%	3	25%
113	36	28	2 to 1	100%	9	32%
162 EARLY	137	50	3 to 1	100%	18	36%
162 LATE	174	50	4 to 1	98%	22	44%
231 EARLY	151	70	3 to 1	97%	35	50%
231 LATE	81	37	3 to 1	92%	12	32%
262	55	3	19 to 1	100%	3	100%
TOTALS	2703	752	4 to 1	98%	349	46%

2002 NONRESIDENT ANTLERED ELK ANY LEGAL WEAPON HUNT 4251

072	96	1	96 to 1	100%	1	100%
077, 081	323	2	162 to 1	100%	2	100%
111 - 115, 221, 222	1219	15	82 to 1	100%	13	87%
161 - 164 EARLY	1173	1	1173 to 1	100%	0	0%
161 - 164 LATE	101	1	101 to 1	100%	0	0%
231	203	1	203 to 1	100%	1	100%
262	18	1	18 to 1	100%	1	100%
TOTALS	3228	22	147 to 1	100%	19	86%

2002 NONRESIDENT ANTLERED ELK ARCHERY HUNT 4261

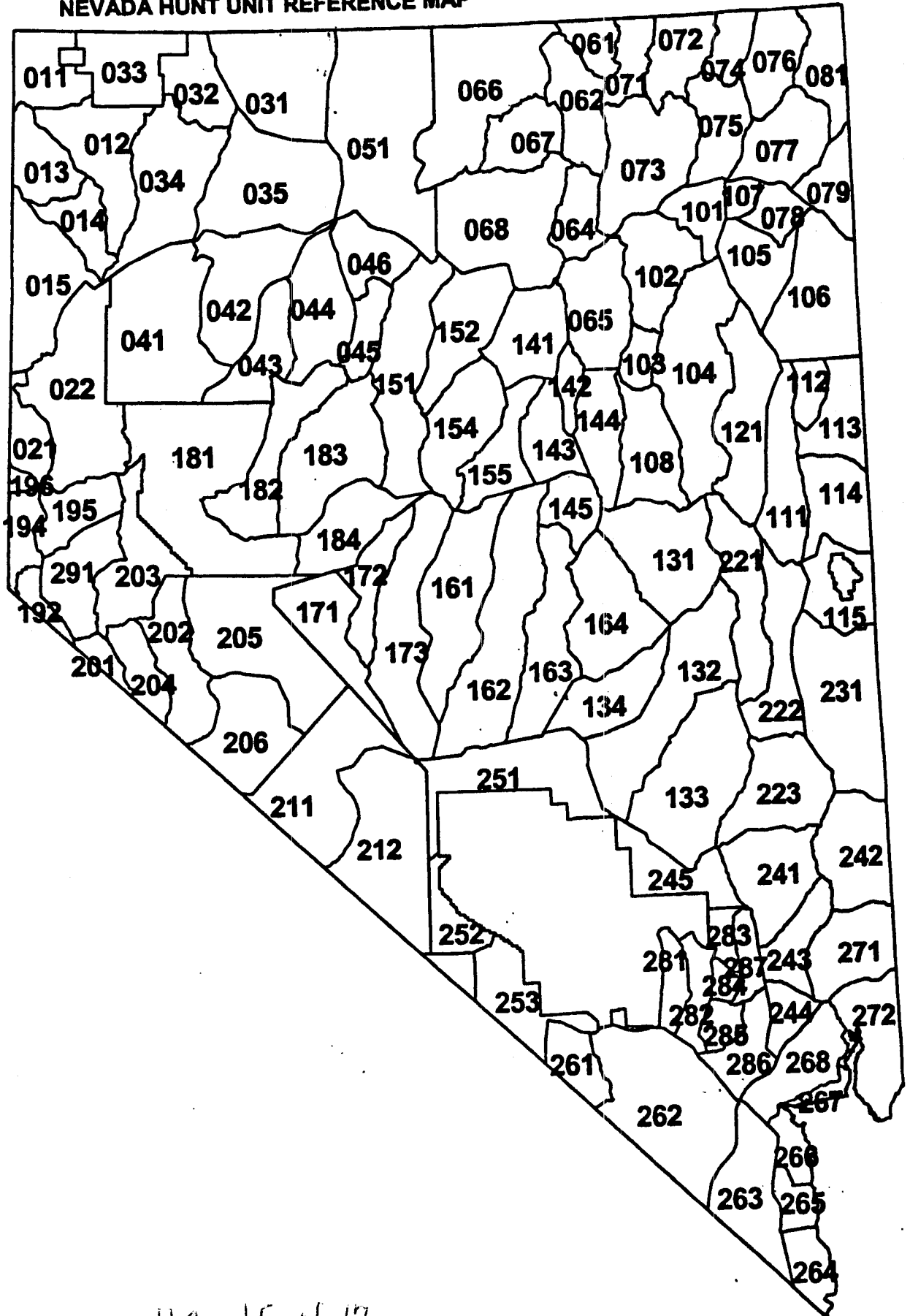
111 - 115, 221, 222	274	2	137 to 1	100%	1	50%
161 - 164	46	1	46 to 1	100%	0	0%
231	56	1	56 to 1	100%	1	100%
TOTALS	376	4	94 to 1	100%	2	50%

*Draw Odds - Number of 1st choice applicants for every tag sold; a relative not absolute measure of odds.

**%Return - Percent of big game hunter return cards received.

***%Hunter Success - based on the final tag sales.

NEVADA HUNT UNIT REFERENCE MAP



NEVADA ELK INCENTIVE TAG RECEIPTS SINCE INCEPTION OF PROGRAM

Tag Year	Landowner	Ranch Name	Address	Unit Group	Tags Awarded
1999	CHET BRACKETT		BOX 111, ROGERSON, ID 83302	072	1
1999	WALKER, WINECUP, GAMBLE, INC.		PO BOX 1330, ELKO, NV 89801	077, 081	2
1999	JOHN UHLADE & CO		PO BOX 88, ELY, NV 89301	111-115, 221,222	1
1999	MEL GARDNER		HC 76 BOX 41, BERYL, UT 84714	111-115, 221,222	2
1999	PESCIO BROTHERS		PO BOX 1016, MCGILL, NV 89318	111-115, 221,222	1
2000	CHET BRACKETT		BOX 111, ROGERSON, ID 83302	072	1
2000	WALKER, WINECUP, GAMBLE, INC.		PO BOX 1330, ELKO, NV 89801	077, 081	2
2000	JOHN UHLADE & CO		PO BOX 88, ELY, NV 89301	111-115, 221,222	1
2000	MEL GARDNER		HC 76 BOX 41, BERYL, UT 84714	111-115, 221,222	2
2000	PESCIO BROTHERS		PO BOX 1016, MCGILL, NV 89318	111-115, 221,222	1
2001	JOHN UHALDE & CO.		PO BOX 88, ELY, NV 89301	111-115, 221,222	2
2001	MELVIN H. GARDNER		HC 76 BOX 41, BERYL, UT. 84714	111-115, 221,222	3
2001	PESCIO BROTHERS	PESCIO RANCH	PO BOX 713, MCGILL, NV 89318	111-115, 221,222	3
2001	LEE A. PEARSON		HC 74 BOX 260, PIOCHE, NV 89043	231	2
2002	CHET BRACKETT		PO BOX 111, ROGERSON, ID 83302	072	2
2002	PRESTON WRIGHT	MARYS RIVER RANCH	DEETH, NV 89823	075	1
2002	JOHN UHALDE		PO BOX 88, ELY, NV 89301	111-115, 221,222	2
2002	MELVIN H GARDNER		HC 76 BOX 41, BERYL, UT 84714	111-115, 221,222	3
2002	MIKE LEMICH, MANAGER		KENNECOTT DUCK CR STATION-1200		
2002	PESCIO BROTHERS		AVE B, ELY, NV 89301	111-115, 221,222	1
2002	DAVE AND RONDA HORNBECK		PO BOX 713, MCGILL, NV 89318	111-115, 221,222	3
2002	LEE A. PEARSON		HC 74 BOX 200, PIOCHE, NV 89043	231	1
2002	KEVIN CHAPIN	DIAMOND A RANCH	HC 74 BOX 260, PIOCHE, NV 89043	231	2
2003	MARK JONES		ROGERSON ID 83302	061, 071	4
2003	CHET BRACKETT	PX RANCH	HC 31 BOX 142 ELKO NV 89801	061, 071	1
2003	PRESTON WRIGHT	MARYS RIVER RANCH	PO BOX 111, ROGERSON, ID 83302	072	1
2003	JOHN UHLADE & CO		DEETH, NV 89823	075	1
2003	LEMMICH/COLLIS	CL CATTLE CO.	PO BOX 88, ELY, NV 89301	111-115, 221,222	4
2003	MELCHOR GRAGIRENA	EL TEJON CATTLE CO.	1200 AVE B ELY NV 89301	111-115, 221,222	2
2003	MELVIN H GARDNER		BIDART BROS. 34741 7TH STANDARD R	111-115, 221,222	3
2003	PESCIO BROTHERS		HC 76 BOX 41, BERYL, UT 84714	111-115, 221,222	4
2003	RANDY STOWELL	LAKE VALLEY CATTLE, GEYSER RANCH	PO BOX 713, MCGILL, NV 89318	111-115, 221,222	2
2003	LEE PEARSON		HC 10 BOX 10858 ELY NV 89301	111-115, 221,222	5
2003	PETE DELMUE		HC 74 BOX 260 PIOCHE NV 89043	231	2
2003	RANDY STOWELL	LAKE VALLEY CATTLE, GEYSER RANCH	HC 74 BOX 400 PIOCHE, NV 89043	231	2
2003	SHANNON HAMMOND		HC 10 BOX 10858 ELY NV 89301	231	1
2003			HC 74 BOX 200, PIOCHE, NV 89043	231	1

47, 16 of 19

Elk Arbitration Panels

October, 1 2001- October 1, 2003

Elko County Panel

Mr. Mitch Buzzetti
PO Box 23-1251
Lamoille, Nevada 89828

Mr. Gil Hernandez
1316 7th Street
Elko, Nevada 89801

Dr. Boyd Spratling, D.V.M.
PO Box 27
Starr Valley
Deeth, Nevada 89823

White Pine County Panel

Mr. Hank Vogler
HC 3, Box 33920
Ely, Nevada 89301

Mr. Fred Ahlvers
PO Box 150735
Ely, Nevada 89315

Mr . Clarence Henroid
21 Connors Court
Ely, Nevada 89301

Lincoln County Panel

Mr. Mark Holt
PO Box 416
Caliente NV 89008
(775) 726-3440

Mr. Cory Lytle
PO Box 506
Caliente NV 89008
(775) 726-3788

Mr. Frank Cheeny Jr.
PO Box 702
Pioche NV 89043