
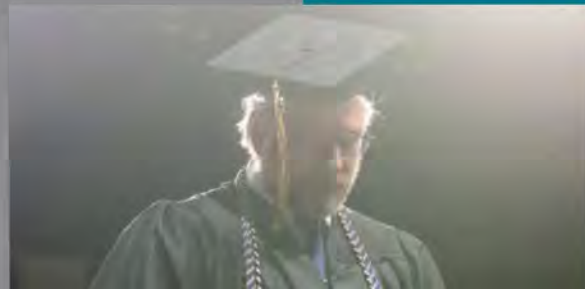




NEVADA STATE  
COLLEGE

# Committee on Education

President Dr. DeRionne Pollard  
February 2022



# Purpose Statement



Nevada State was created to deliver relevant degrees for the new majority. We boldly name the new majority as first-generation students, adult learners, students of color, Dreamers, immigrants, and anyone looking for the opportunity to lift themselves and their family out of poverty. **Our purpose is to create and expand the new majority's participation higher education, while at the same time, increasing income mobility and wealth for all Nevadans.** We will act with intention to design, redesign, and reinvent our campus as necessary to break down historic barriers that prevent learning. We do this by focusing on great teaching, transformative student experiences, empowering employees, and creating strategic alliances that advance our mission. We will continue to be a community where anyone can belong. We will protect our people, our culture, and live out our values in the work we do. Nevada State will make the audacious bet on the future of education in Nevada, by Nevadans, and for Nevadans, and the responsibilities that come with it. **We Are Bold. We Are Great. We Are State.**



**7,227** TOTAL  
STUDENT  
BODY

**21** MEDIAN  
CLASS SIZE

**42%** FACULTY &  
STAFF OF COLOR



**68%**  
OF STUDENTS RECEIVE  
FINANCIAL ASSISTANCE  
(scholarships, grants, waivers, and loans)



**\$25.5** MILLION  
IN FINANCIAL AID & SCHOLARSHIPS AWARDED  
BY NEVADA STATE COLLEGE TO STUDENTS IN 2017

School of  
Education

**98**

GRADUATES IN 2020-2021

School of  
Liberal Arts & Sciences

**349**

GRADUATES IN 2020-2021

School of  
Nursing

**348**

GRADUATES IN 2020-2021



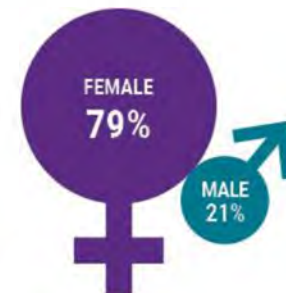
**50%**

PART-TIME  
STUDENTS

**48%**

FIRST-GENERATION  
STUDENTS

GENDER



AGE



American Indian or Alaska Native	0%
Asian	10%
Black or African-American	10%
Hispanic of Any Race	42%
Native Hawaiian or Other Pacific Islander	0%
Race and Ethnicity Unknown	6%
Two or More Races	5%
White	26%



Demographic data is from the fall 2021 degree-seeking student population.

## ECONOMIC IMPACT

**80%**

DATA REPORTED BY THE NEVADA SYSTEM OF HIGHER EDUCATION INDICATES THAT APPROXIMATELY 80 PERCENT OF NSC GRADUATES IN 2018-2019 (MOST RECENT AVAILABLE) CONTINUE TO RESIDE IN NEVADA.

**\$17,414**

THE MEDIAN NSC GRADUATE EARNS \$17,414 MORE PER YEAR THAN A HIGH SCHOOL GRADUATE. EACH YEAR THE MEDIAN NSC GRADUATE ALSO EARNS \$7,178 MORE THAN THOSE WITH ONLY SOME COLLEGE OR AN ASSOCIATE'S DEGREE.

**\$10.9M**

FOR NSC STUDENTS EARNING DEGREES IN 2021 THAT REMAINED IN NEVADA, WAGES AMOUNT TO \$10.9 MILLION MORE IN INCOME ABOVE WHAT THEY WOULD HAVE EARNED WITH ONLY A HIGH SCHOOL EDUCATION.



**\$124.4M**

TOTAL ECONOMIC  
ACTIVITY GENERATED

**\$49.7M**

TOTAL LABOR  
INCOME SUPPORTED

**953**

TOTAL JOBS  
SUPPORTED

APPLIED  
ANALYSIS



DATA BASED ON 2021 ECONOMIC IMPACT  
REPORT "THE IMPACT OF A GRADUATING  
CLASS AT NEVADA STATE COLLEGE"  
BY APPLIED ANALYSIS





## FALL ENROLLMENT



Source: IPEDS  
\*IPEDS Projected



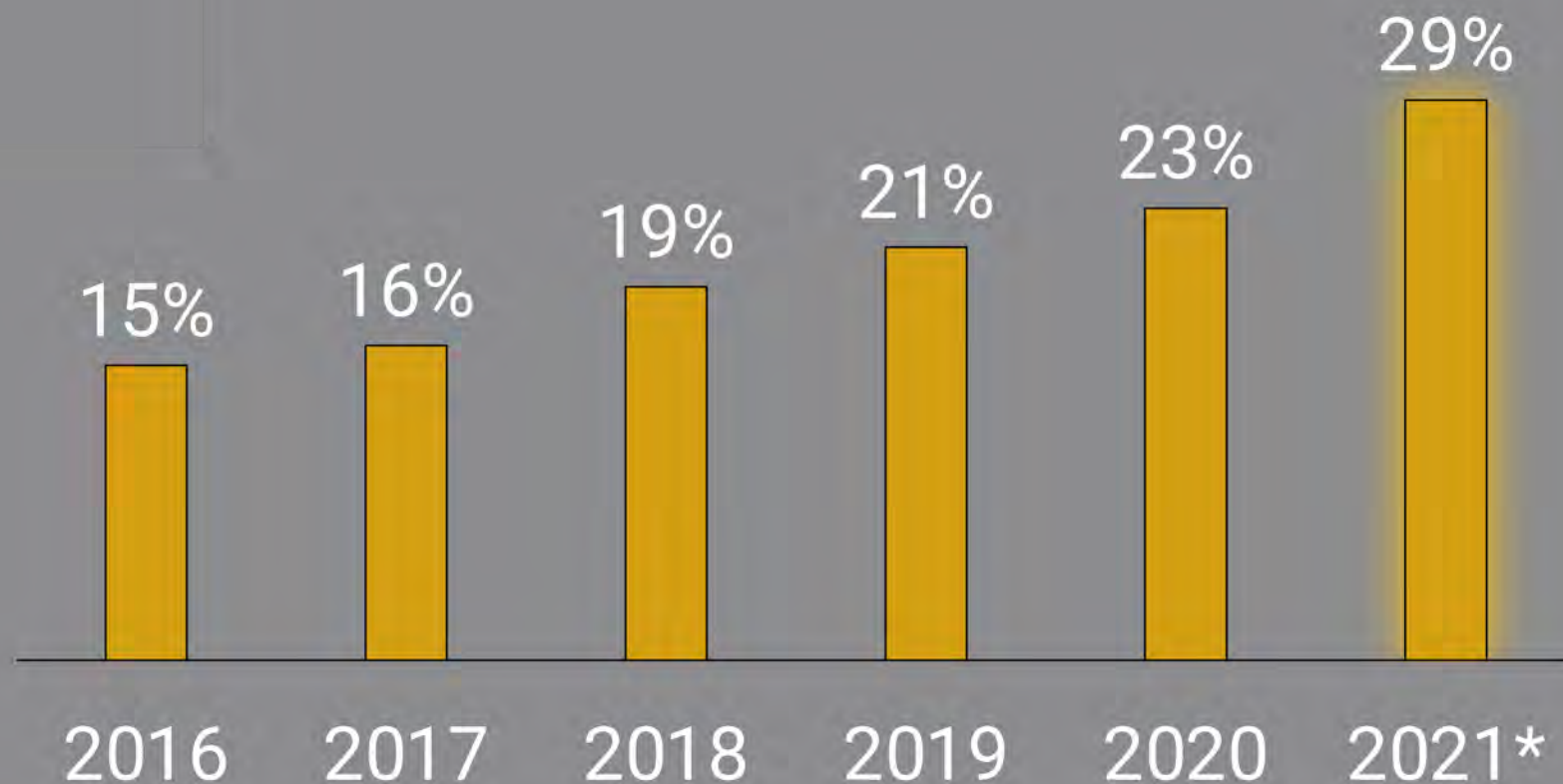
*"Nevada State is an extraordinary place. I call the campus a warm hug and I love everyone dearly. I have experienced transformation like never before and will always treasure my time here."*





## GRADUATION RATES

First-time, Full-time, Degree-seeking Students



Source: IPEDS  
\*IPEDS Projected



*"I grew as a student and became a better person because everyone instilled in me the factors to succeed."*

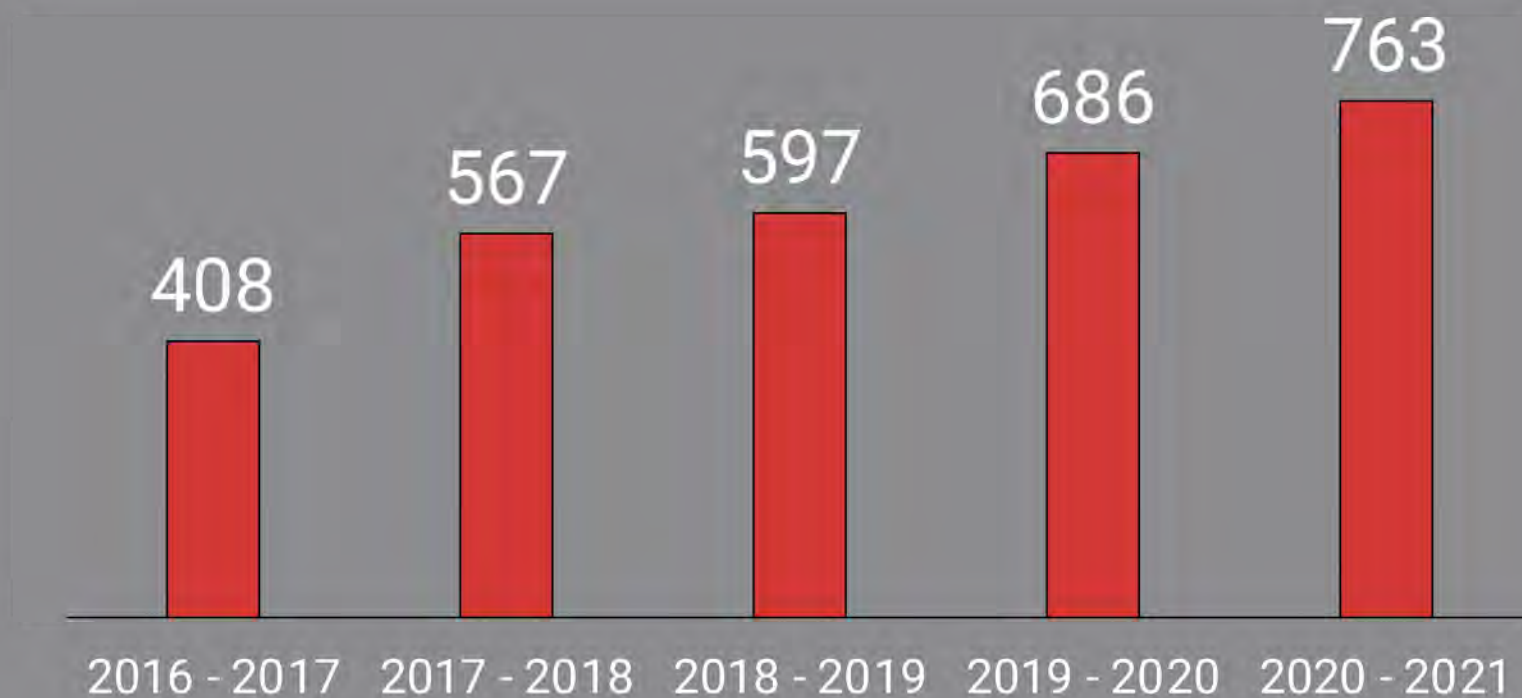






## DEGREES GRANTED

Number of Students Receiving a Degree or Certificate



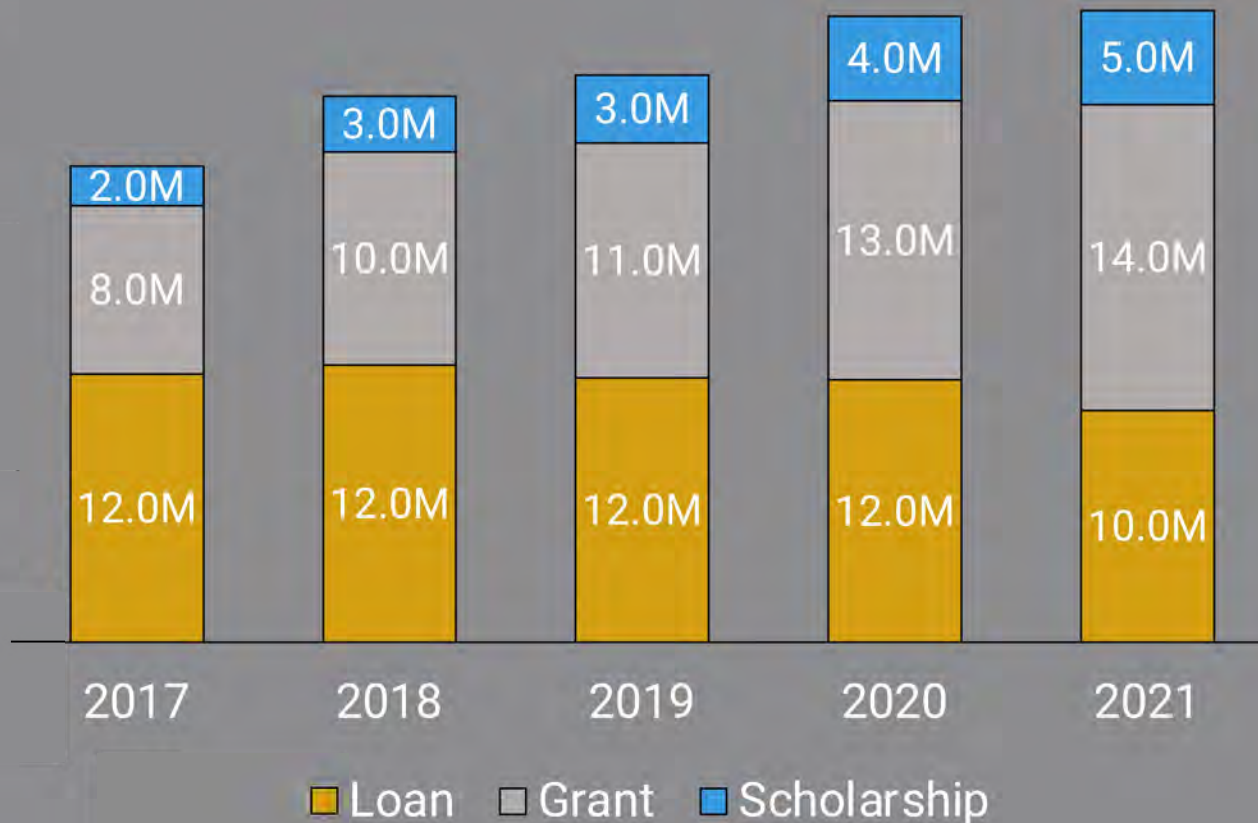


# EXCEPTIONAL VALUE

AVERAGE TOTAL TUITION  
AND FEES PAID BY 2021  
GRADUATING CLASS:

ALL GRADUATES  
**\$19,731**

STUDENTS WHO STARTED  
AS FIRST-YEAR STUDENTS  
**\$27,177**



*"The amount of scholarship and grants at NSC has allowed me to focus on my academics rather than my financial situation."*





# ARPA Fiscal Recovery Fund Requests



Ranking	Project	Cost
1	Water Infrastructure	\$ 6,248,000
2	School Psychologists Pathways	\$1,400,000
3	Campus Commuter Pilot Program	\$478,000
4	Academic Village*	\$26,800,000
5	STEAM Planning*	\$6,622,000
6	LAS infrastructure Upgrades*	\$2,176,000
7	Transitional Housing for Afghan Arrivals	\$100,000

\*Based on GFO guidance to not include general capital projects

# Persona Profiles



## All Students

I am Jennifer a Human Health Sciences (BS) student. I am a Hispanic female 24 years old. I can to Nevada State as a transfer student. I am more likely to work while studying as I enroll part-time. Funding my education can be a challenge for me.





# Persona Profiles



## Hispanic Students

I am Jennifer a Human Health Sciences (BS) student. I am a Hispanic female 22 years old. I can to Nevada State as a first-time student. I am less likely to work while studying as I enroll full-time. Funding my education can be a challenge for me.





NEVADA STATE  
COLLEGE

# Challenges and Opportunities

## Transportation

87% of prospective students perceive transportation as a barrier to starting college. 81% of current students perceive transportation as controlling some part of their schedule and location decisions.\*

\*According to 2019 NSHE Student Transportation Survey

## Financial Need

65% of Nevada State students are eligible for Federal Pell Grants and 68% receive some form of financial assistance. Federal Pell Grants are awarded only to students who display exceptional financial need.

## Balancing Work & School





Nevada State students balance work with earning a degree. About 60% of our first-year, and 69% of our transfer students work and attend school. This is a lot more than our comparison groups.

## First-Gen

Nevada State recognizes the unique challenges first-generation students face. With programs like Nepantla and Sankofa, first-gen student retention rates have exceeded rates of non first gen students in recent years.



# Challenges and Opportunities



## Space Needs

NSHE study shows true space need at Nevada State College is 111%. This means the space need is double the size of the current campus.

## 47% Growth

Nevada State College is experienced a 47% growth in total student enrollment over the last 4 years. (Fall 2017 to Fall 2021)

## Funding History

Including the Education and Health Science Buildings, only 40% of campus is constructed primarily with legislative funds.

## 13 Years

The new Education Building was the first building constructed at Nevada State College with State funds in 13 years.



NEVADA STATE  
COLLEGE

# Questions?

