

Nevada System of Higher Education

Dual Enrollment Data Dashboard

**For Presentation to the
Joint Interim Standing Committee
on Education**

July 29, 2022

NSHE Strategic Goals



What Does it Mean to be Dual Enrolled?

- A high school student taking a college course is considered “dual” enrolled
- State law recognizes dual enrollment as a college course taken by a high school student that also applies towards high school graduation requirements (NRS 389.160)
- Concurrent versus dual enrollment

Dual Enrollment Data Dashboard

- Three basic parts (or tabs) included in the dashboard
 - Part I – Dual Enrolled High School Students
 - Part II – High School Graduating Class
 - Part III – NSHE Capture Rates
- Data Dashboard can be accessed [here](#)

Dual Enrollment Data Dashboard

- Data is presented in various fashions
 - By high school
 - By district
 - By NSHE institution
 - Disaggregated by race/ethnicity
- Graduation data is as of a point in time and graduate numbers will grow over time
- Available data is from 2012-13 through 2019-20

Data Limitations

- We cannot differentiate between a student whose dual enrollment experience was part of a formal dual and/or concurrent enrollment program from a student who enrolled in one or more college courses independently while in high school
- We cannot differentiate between a dual enrollment and a concurrent enrollment course
- One-year lag in data is due to data matching with statewide longitudinal data

Part I

Dual Enrolled High School Students

Part I – Dual Enrolled High School Students

NSHE Academic Year	Total Dual Enrolled Students	Total Courses Taken by Dual Enrolled Students
2014-15	3,058	12,351
2015-16	5,653	18,140
2016-17	4,300	17,819
2017-18	5,297	21,685
2018-19	8,747	29,453
2019-20	10,244	31,287

Students are counted only once per year even if enrolled at multiple NSHE institutions resulting in unduplicated counts.

The number of Nevada high school students enrolled in an NSHE course increased 235% since 2014-15 . . . but why?

Part I – Dual Enrolled High School Students

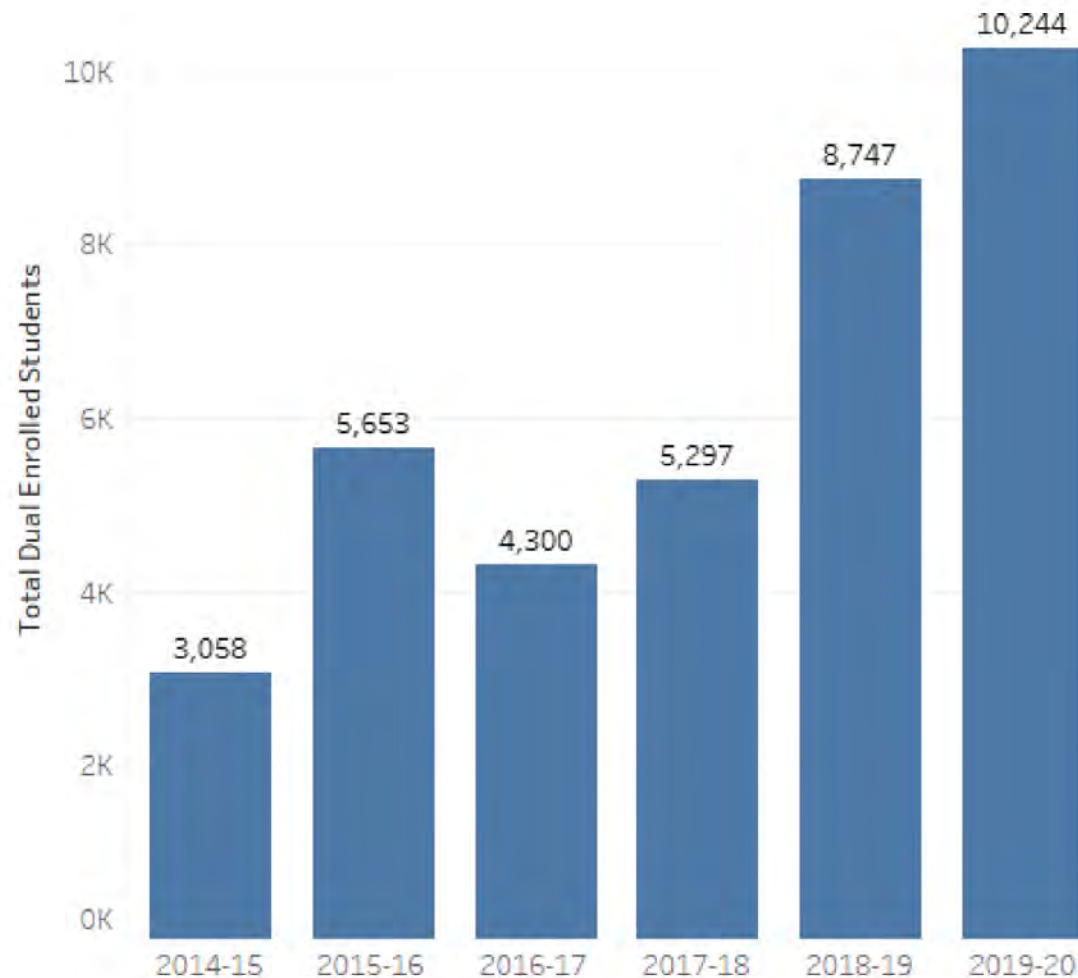
Senate Bill 19

(Chapter 100, *Statutes of Nevada 2017*)

Sec. 4. *1. Each school district and charter school shall enter into cooperative agreements with one or more community colleges, state colleges and universities to offer dual credit courses to pupils enrolled in the school district or charter school.*

Part I – Dual Enrolled High School Students

Total Dual Enrolled Students



Part I – Dual Enrolled High School Students

Average Number of Courses Taken During
Academic Year by Dual Enrolled Students



Part I – Dual Enrolled High School Students

Data breakdowns available by:

- ✓ NSHE institution of enrollment (duplicated)
- ✓ Race/ethnicity
- ✓ Courses enrolled

Part I – Dual Enrolled High School Students Enrolled Courses

NSHE Academic Year 2019-20
Institution All

Top of the list . . .

NSHE Course	Institution							Grand Total
	CSN	GBC	NSC	TMCC	UNLV	UNR	WNC	
ENG 101 - Composition I	1,372	252	579	543			267	3,009
ENG 102 - Composition II	1,274	133	555	383	2	4	230	2,577
MATH 126 - Pre-Calculus I	638	105	212	255	1	11	251	1,471
HIST 101 - US History I	428	365	215	68	3		203	1,276
PSC 101 - Intro to American Politics	136	443	164	441	1		31	1,214
HIST 102 - US History II	430	152	209	75			180	1,044
MATH 96 - Intermediate Algebra	638	76		78	1		227	1,014

Bottom of the list . . .

AC 115 - Troubleshooting	1							1
AC 111 - Heat Pumps	1							1
ABDY 110 - Paint and Refinish I	1							1
AAS 375 - Black Cultural Studies					1			1
AAD 267 - Intro Digital Media					1			1
AAD 125 - Const Drawings & Detailing				1				1

. . . . over 800 courses in 2019-20

Part II

Dual Enrollment Experience by Nevada High School Graduating Class

Part II – High School Graduating Class

Number and percent of high school graduating class with a dual enrollment experience in high school (9th through 12th grade)

- By district
- By high school
- Across the state

Part II – High School Graduating Class

Prevalence of Dual Enrollment in Nevada High Schools

	Clark	Statewide Total
Total Number of High Schools*	58	135
% of High Schools with Students that had a Dual Enrollment Experience	100.0%	96.3%

Prevalence of Dual Enrollment in Nevada High Schools

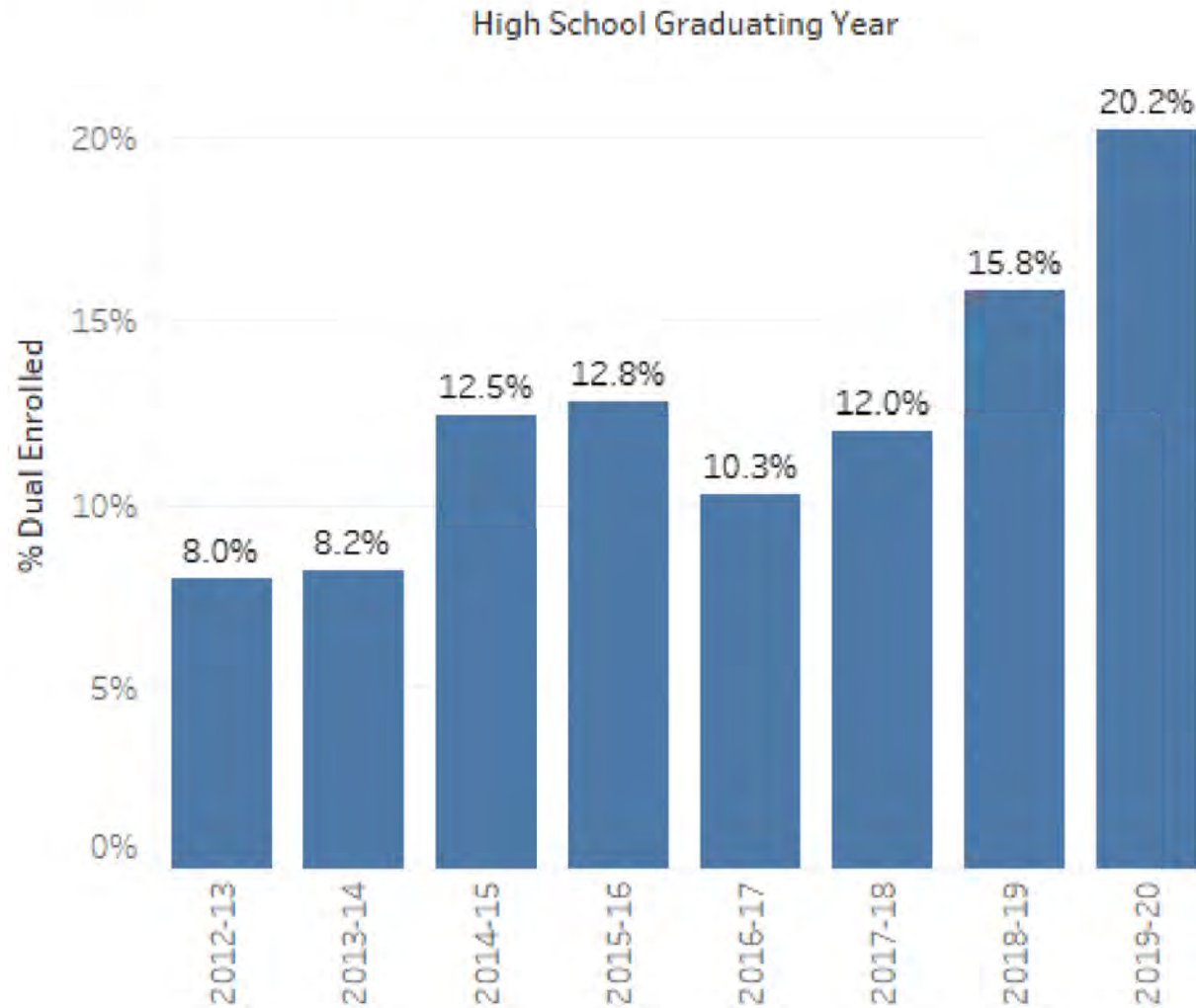
	Washoe	Statewide Total
Total Number of High Schools*	20	135
% of High Schools with Students that had a Dual Enrollment Experience	95.0%	96.3%

Part II – High School Graduating Class

High School Graduating Year	District Name	Total High School Graduates	Total with Dual Enroll Credits	% Dual Enrolled
2019-20	Carson City	507	206	40.6%
	Churchill	192	42	21.9%
	Clark	21,772	3,849	17.7%
	Douglas	414	37	8.9%
	Elko	563	121	21.5%
	Eureka	10	5	50.0%
	Lyon	531	128	24.1%
	Humboldt	214	66	30.8%
	Lander	49	6	12.2%
	Lincoln	61	9	14.8%
	Mineral	22	5	22.7%
	Nevada State Charter	1,459	564	38.7%
	Nye	350	87	24.9%
	Pershing	37	10	27.0%
	Storey	17	8	47.1%
	Washoe	4,230	993	23.5%
	White Pine	92	41	44.6%
	Total	30,520	6,177	20.2%

Part II – High School Graduating Class

District: All Districts



Part II – High School Graduating Class

High Schools

District: Elko

[Click on a high school to filter](#)

		Total High School Graduates	Total with Dual Enroll Credits	% Dual Enrolled
2019-20	Carlin High School	10	1	10.0%
	Elko High School	263	47	17.9%
	Jackpot High School	12	0	0.0%
	Northeastern Nevada Virtual Academy	11	1	9.1%
	Owyhee High School	16	1	6.3%
	Spring Creek High School	184	50	27.2%
	Wells High School	21	5	23.8%
	West Wendover High School	46	16	34.8%
	Total	563	121	21.5%

Part III

NSHE Capture Rate

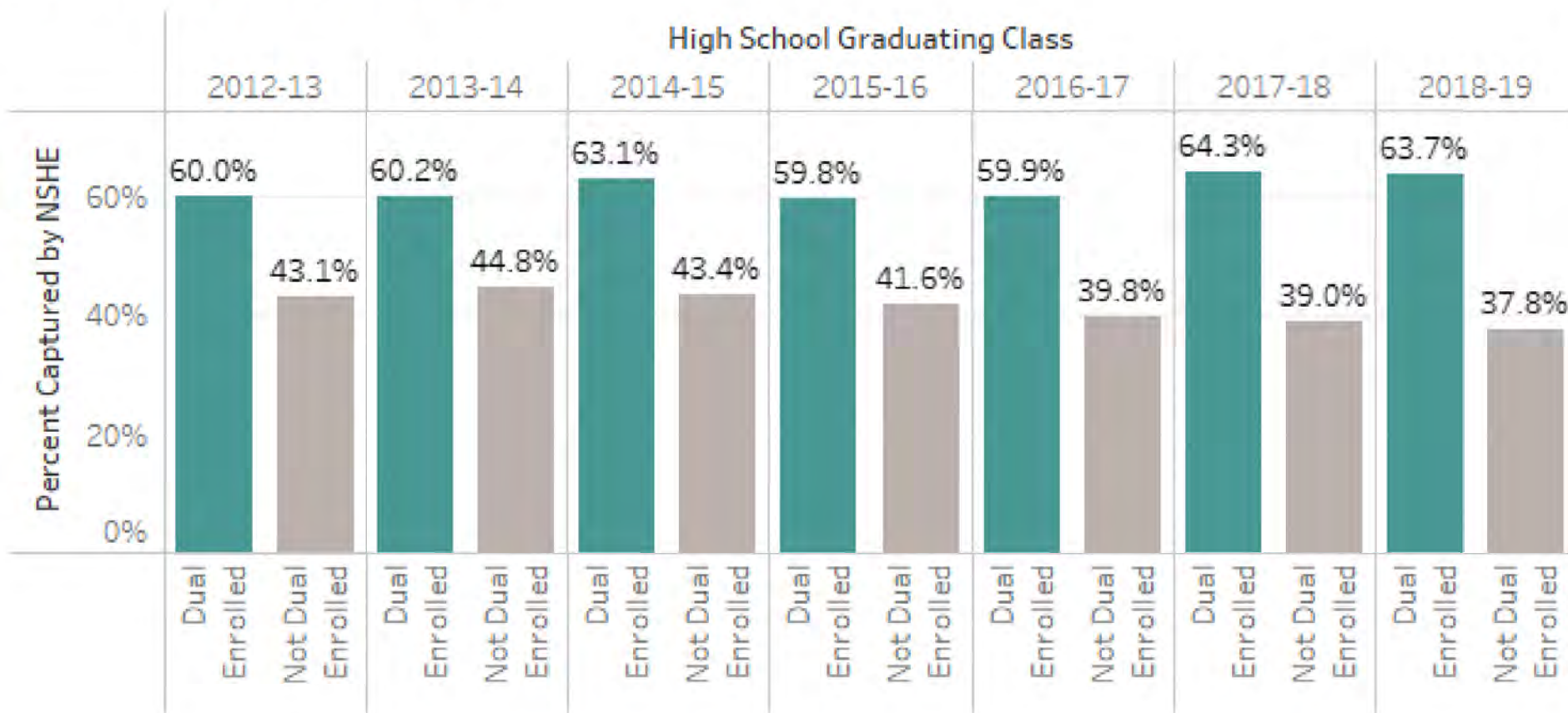
Part III – NSHE Capture Rate

Number and percent of students that graduated from a Nevada high school and enrolled at an NSHE institution within one year of high school graduation

- With a dual enrollment experience in high school
- Without a dual enrollment experience in high school

Part III – NSHE Capture Rate

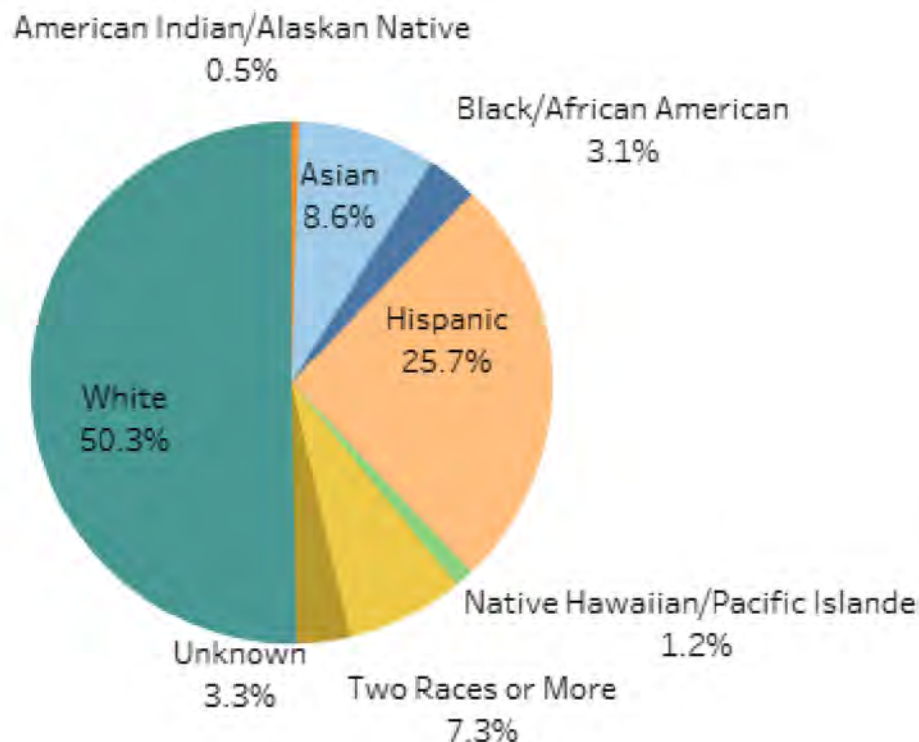
NSHE Capture Rate



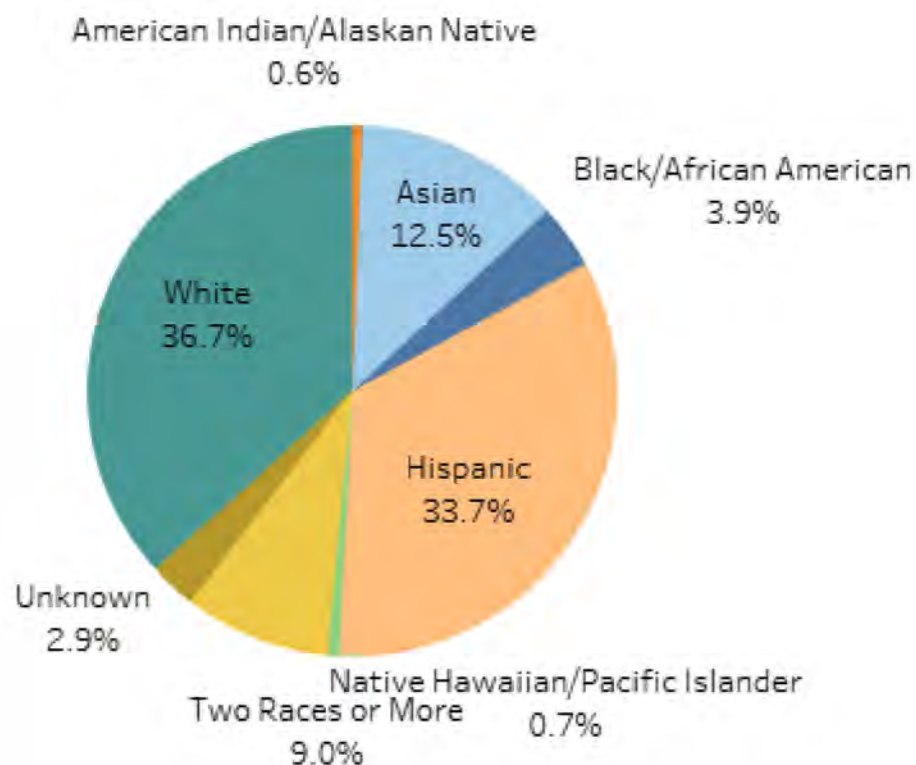
Part III – NSHE Capture Rate

Enrollment Distribution of Recently Enrolled Nevada High School Graduates with a Prior Dual Enrollment Experience

2012-13



2018-19



Part III – Awards Conferred

Degrees Completed by Captured Dual Enrolled Students

6 years after high school graduation

Select a year to filter by degree types

High School Graduating Class	Dual Enrolled			Not Dual Enrolled		
	# of Awards	Total Continued	% of Captured Students that Graduated	# of Awards	Total Continued	% of Captured Students that Graduated
2012-13	653	1,093	59.7%	3,583	9,072	39.5%
2013-14	620	1,145	54.1%	3,487	9,531	36.6%
2014-15*	778	1,863	41.8%	2,223	8,989	24.7%
2015-16*	414	1,897	21.8%	917	8,980	10.2%
2016-17*	264	1,751	15.1%	473	10,150	4.7%
2017-18*	177	2,274	7.8%	181	10,137	1.8%
2018-19*	29	3,071	0.9%	9	9,674	0.1%

* These years do not have six years of NSHE degree completion data available at this time.

Data dashboard also breaks graduation data down by race/ethnicity.

The background features a large, faint, circular seal of the Nevada System of Higher Education. The outer ring of the seal contains the text "NEVADA SYSTEM OF HIGHER EDUCATION" at the top and "1865" at the bottom, flanked by two stars. The inner circle depicts a landscape with a sun rising over mountains, a river, and a building. The Latin phrase "OMNIA PRO PATRIA" is inscribed below the landscape.

QUESTIONS?