

9/28/2023 Last month, I was invited to a conference in Missouri where people across this country who have been concerned about our elections gathered. I decided to take a poll of my fellow travelers and Uber drivers, to see if they had an opinion of the 2020 election. I talked with 23 people. Only 2 people believed the presidential election was legitimate, while 9 of the 23 believed it was stolen. The rest were evenly divided between being open-minded if they saw evidence that it was rigged, and six who said, "No Opinion." I kept hearing, "Mail-in ballots should be rare, we need voter ID and hand-counted paper ballots." We were shown at the conference how easily the counting could be done. I have been to a caucus where we counted ballots with our neighbors. It was not complicated.

While we don't have access to the voting machines, nor the tabulators and all of the software, we DO have access to the data—the fingerprint that has been left behind. I have taken a deep dive into the Cast Vote Record for District 1 in Washoe County. The graphs are abnormal, and the mail-in ballots were not consistent from beginning to end. One 5,000 block was worse than all of the other 5,000 blocks. It started out 5 consecutive votes for Biden, then 1 for Trump, 8 for Biden, 1 for Trump, 21 for Biden and 1 for Trump. That is a typical example of that block of votes. The bar graph is disturbing. One time it reached 36 consecutive votes for Biden. Dr. Walter Daugherty, a mathematician who received his doctorate from Harvard, said the chance of having 30 "tails" in a row is 1 in a billion. I found a probability calculator and put in the possibility of 36 consecutive votes in a row. It said there was 0 chance.

Jeff O'Donnell, a systems and database engineer ran 100,000 elections to see what the upper and lower limits of what a normal election looks like. In the beginning, there is a lot of leeway, but it settles into a narrow range at the end. The graphs for the mail-in votes for Washoe and Clark counties do not fit in those parameters. If I **shuffle** all of the mail-in ballots, the graph line fits perfectly within the limits.

The bar graphs of the consecutive votes fits in with the formula that Edward Solomon discovered for 99% of the precincts in Washoe and Clark counties. Leaving out election-day votes, you take the total of mail-in ballots plus early voting. The formula Edward Solomon found throughout the 2 counties was—Biden mail-in votes, divided by non-election day votes equals 63.5%. Since I had already compiled the data by the time I saw the video explaining his discovery, it was easy to verify. With over 50,000 votes, Washoe County District 1 came within 166 votes of Solomon's percentage. He says if he can see the final results of three precincts, he knows the outcomes of the rest of precincts. Other states have more complicated formulas, especially Pennsylvania.

'Absentee ballots remain the largest source of potential voter fraud.' Jimmy Carter, 39th President of the United States

"I actually held a demonstration for my colleagues here at the Capitol where we brought in folks who — before our eyes — hacked election machines, those that are being used in many states." Kamala Harris, Senator from California

**"We have put together, I think, the most extensive and inclusive voter fraud organization in the history of American politics."**

**Joe Biden, 2020 Candidate for President**

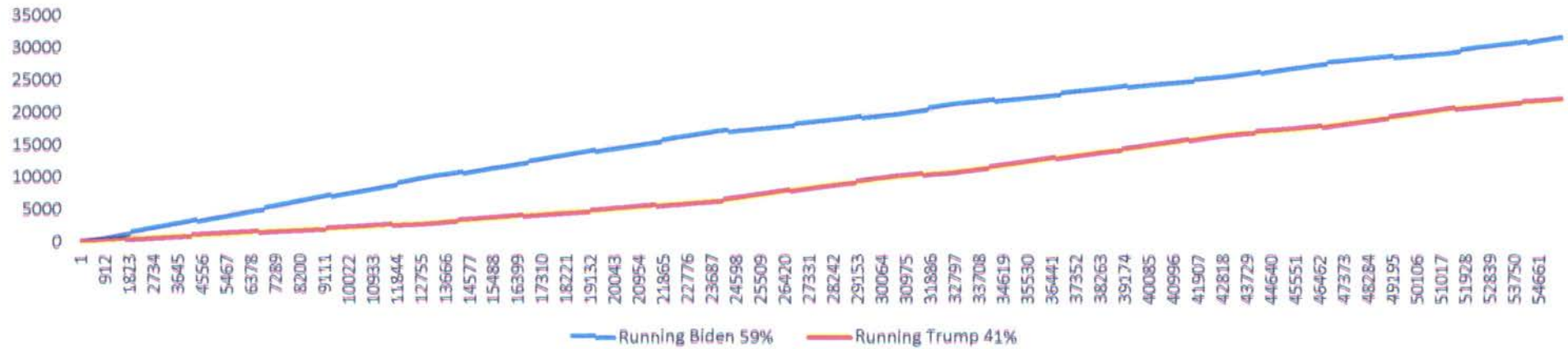
**October 24, 2020**

Thank you for your part in considering how to make the citizens in this state trust our elections again.

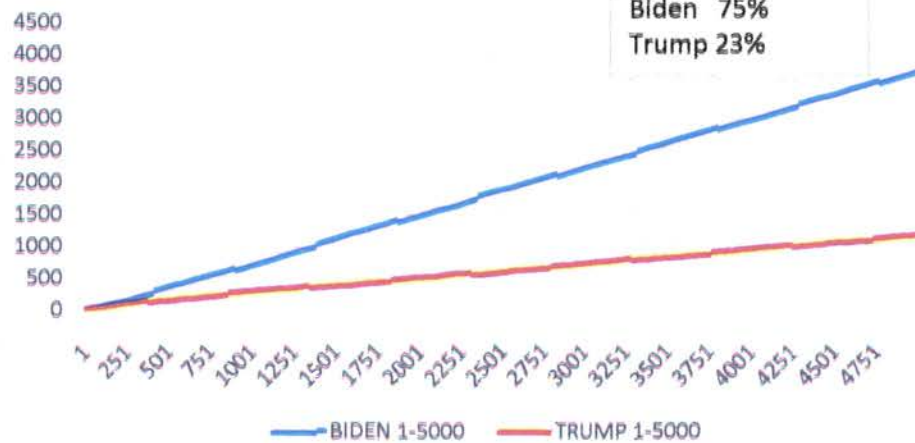
I will provide copies of the graphs and the section from the CVR file for review.

Patty Downing  
Sparks NV 89441

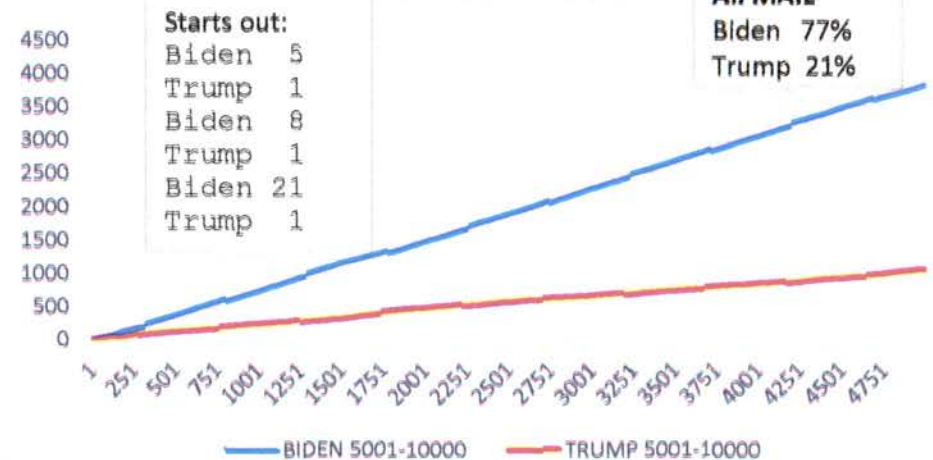
## 2020 Washoe County District 1 Presidential Votes



## 2020 Washoe County District 1 1 to 5000

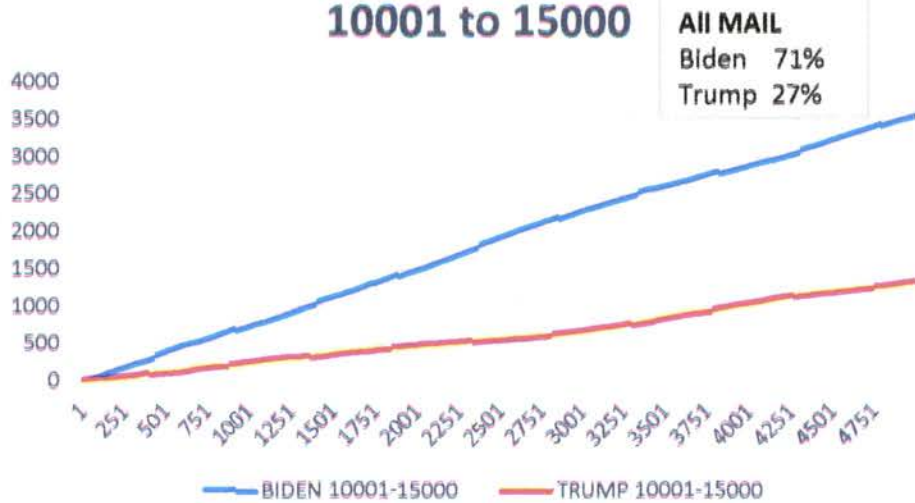


## 2020 Washoe County District 1 5001 to 10000

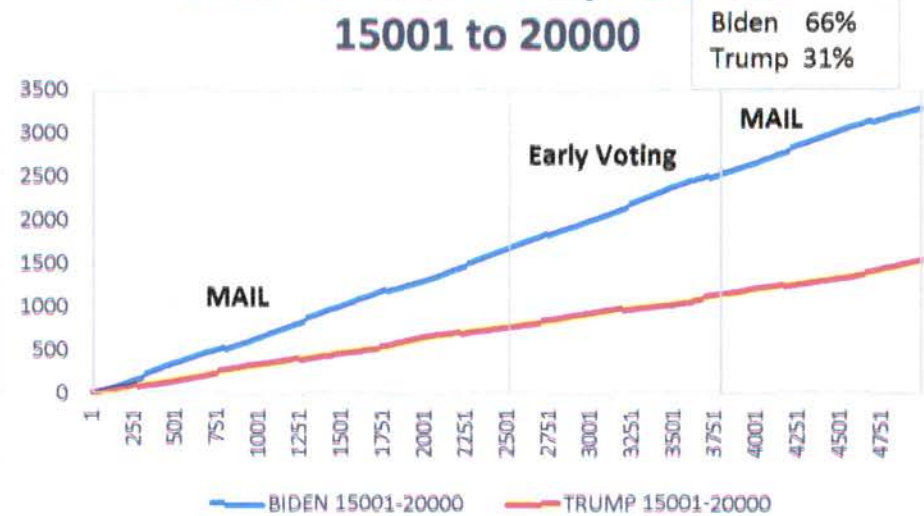




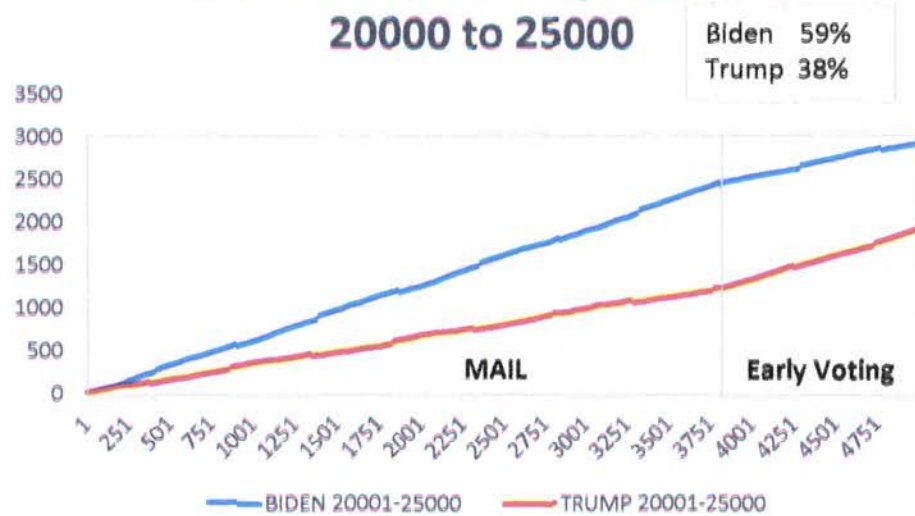
### 2020 Washoe County District 1 10001 to 15000



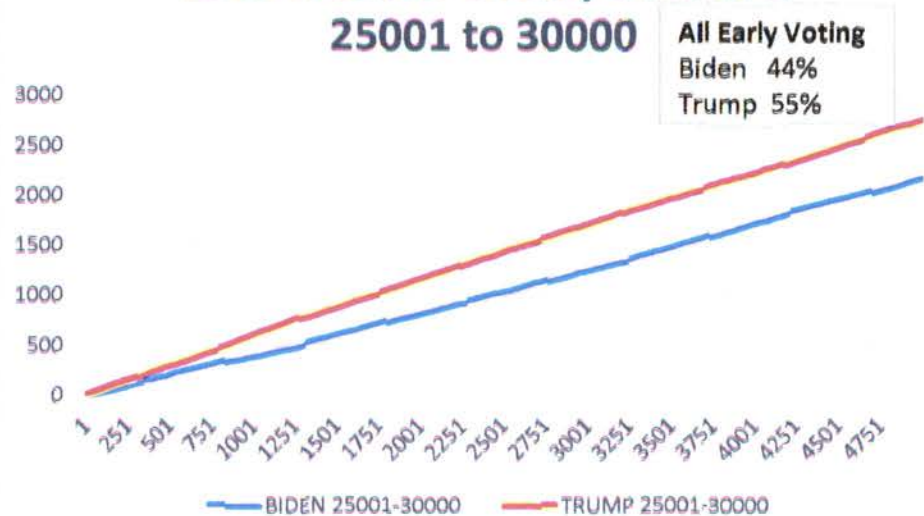
### 2020 Washoe County District 1 15001 to 20000



### 2020 Washoe County District 1 20000 to 25000



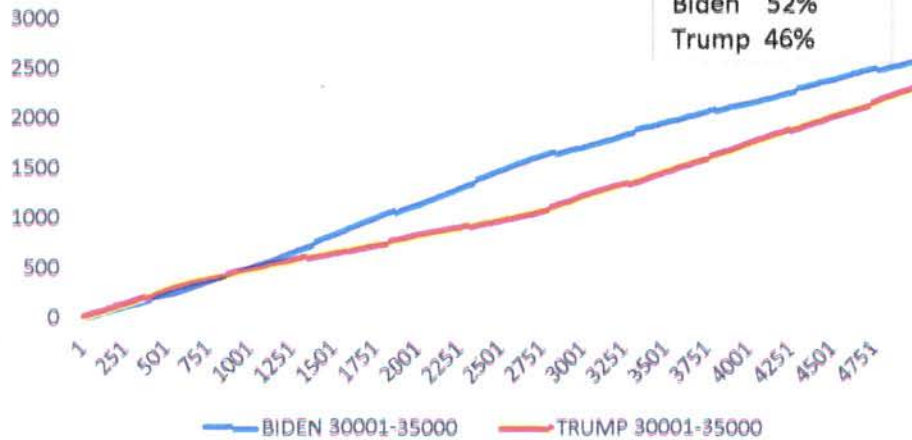
### 2020 Washoe County District 1 25001 to 30000



## 2020 Washoe County District 1

30000 to 35000

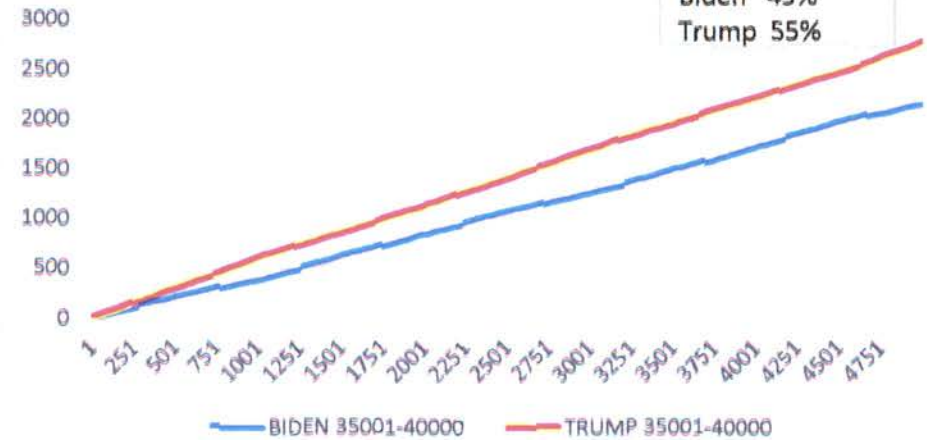
All Early Voting  
Biden 52%  
Trump 46%



## 2020 Washoe County District 1

35001 to 40000

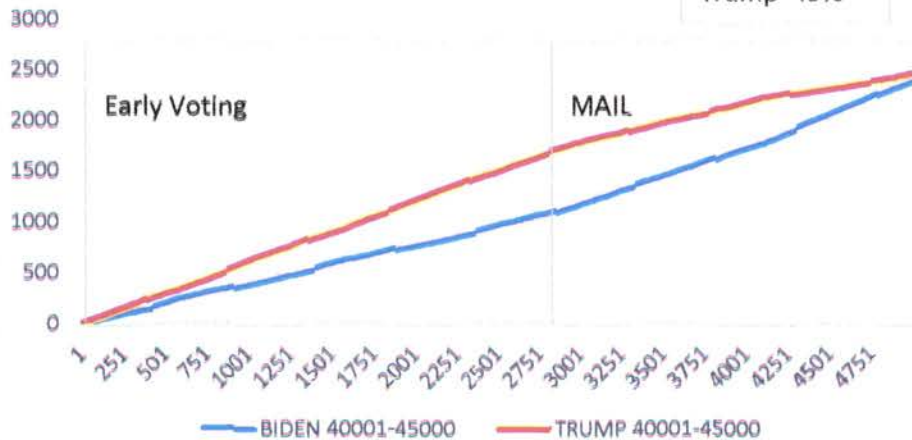
All Early Voting  
Biden 43%  
Trump 55%



## 2020 Washoe County District 1

40001 to 45000

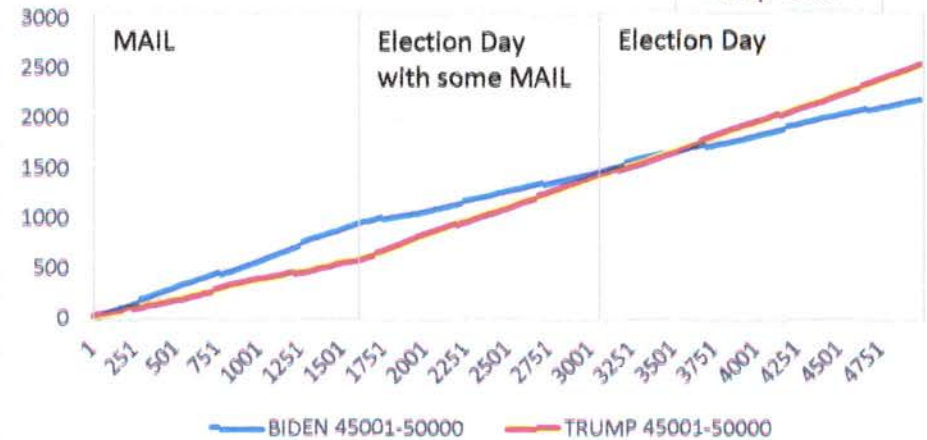
Biden 48%  
Trump 49%



## 2020 Washoe County District 1

45001 to 50000

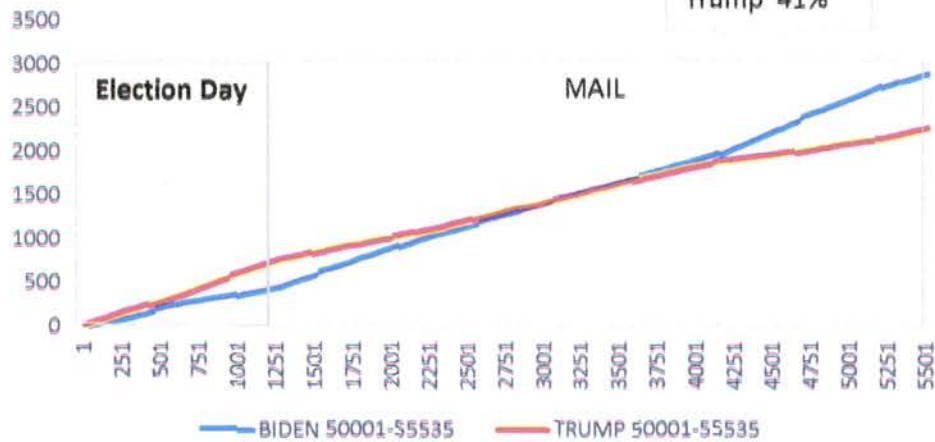
Biden 44%  
Trump 51%



## 2020 Washoe County District 1

50001 to 55535

Biden 53%  
Trump 41%



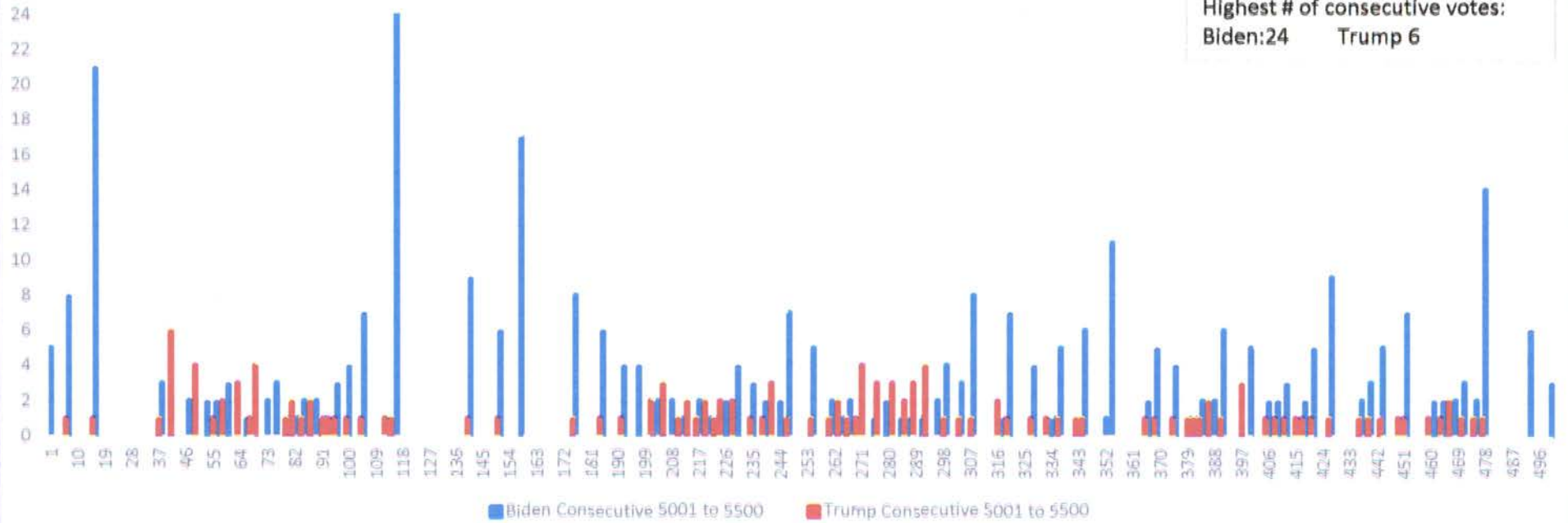
'Absentee ballots remain the largest source of potential voter fraud.'  
Jimmy Carter, 39th President of the United States

"I actually held a demonstration for my colleagues here at the Capitol where we brought in folks who — before our eyes — hacked election machines, those that are being used in many states." Kamala Harris, Senator from California

**"We have put together, I think, the most extensive and inclusive voter fraud organization in the history of American politics."**  
Joe Biden, 2020 Candidate for President  
October 24, 2020

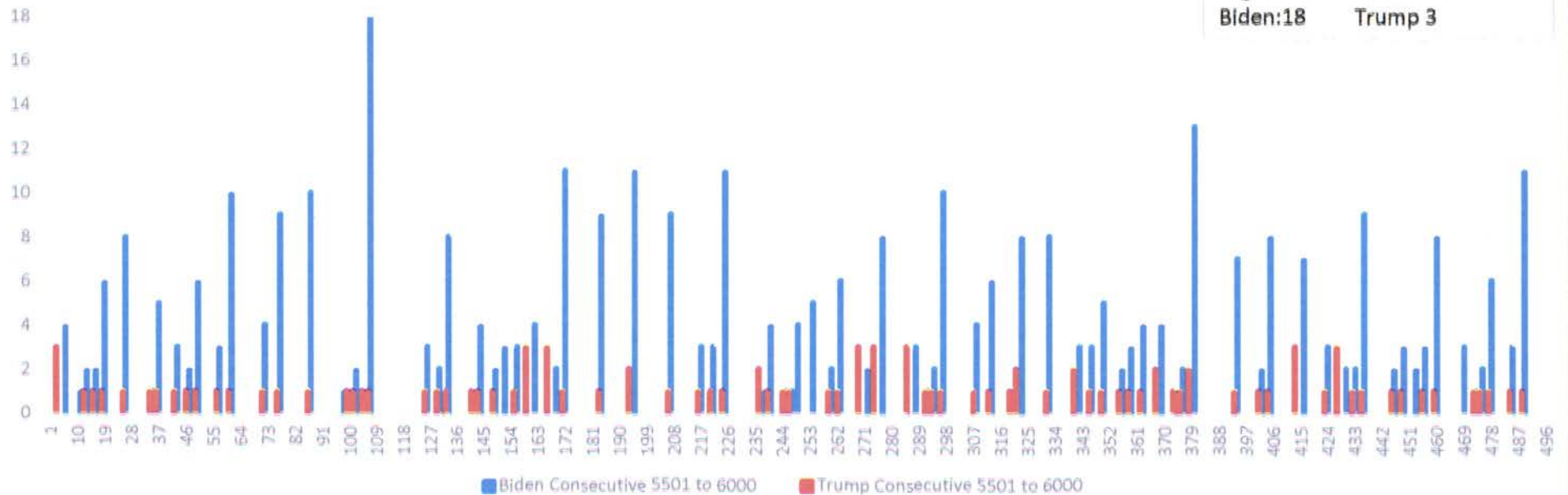
# 2020 Dist. 1, Washoe County, NV 5000 to 5500 CVR # 23041 to 23079

Mail-In Biden 71% Trump 26%  
Highest # of consecutive votes:  
Biden:24 Trump 6



# 2020 Dist. 1, Washoe County, NV 5501 to 6000 CVR # 23080 to 24937

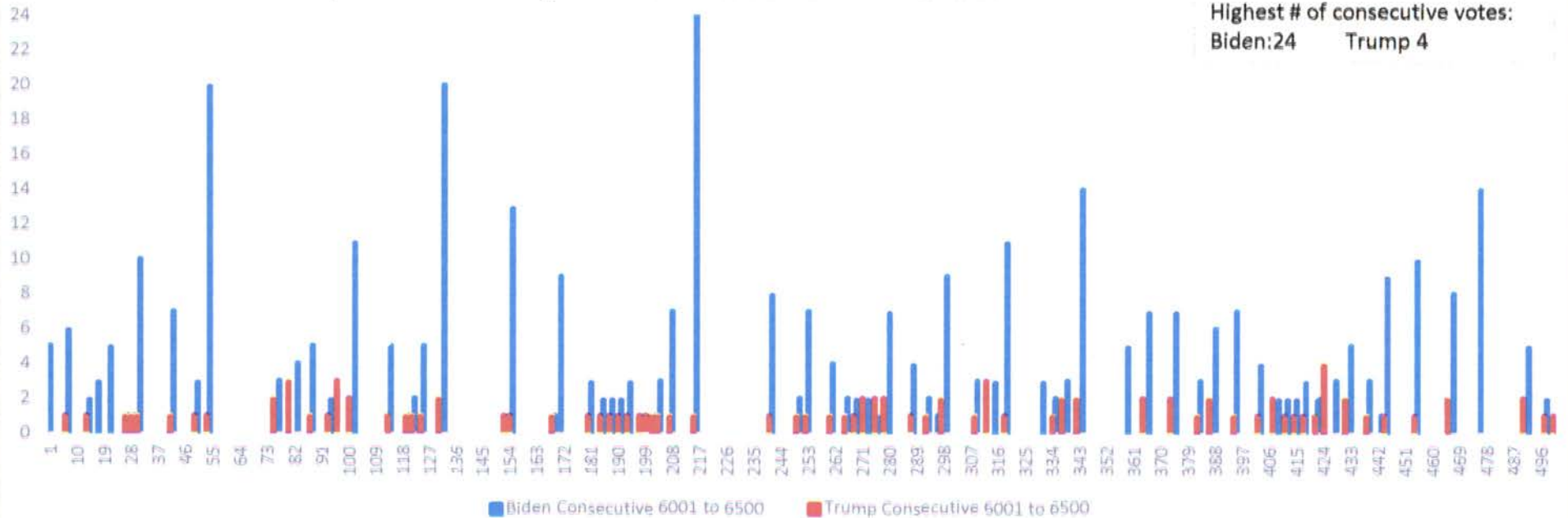
Mail-In Biden 78% Trump 20%  
Highest # of consecutive votes:  
Biden:18 Trump 3





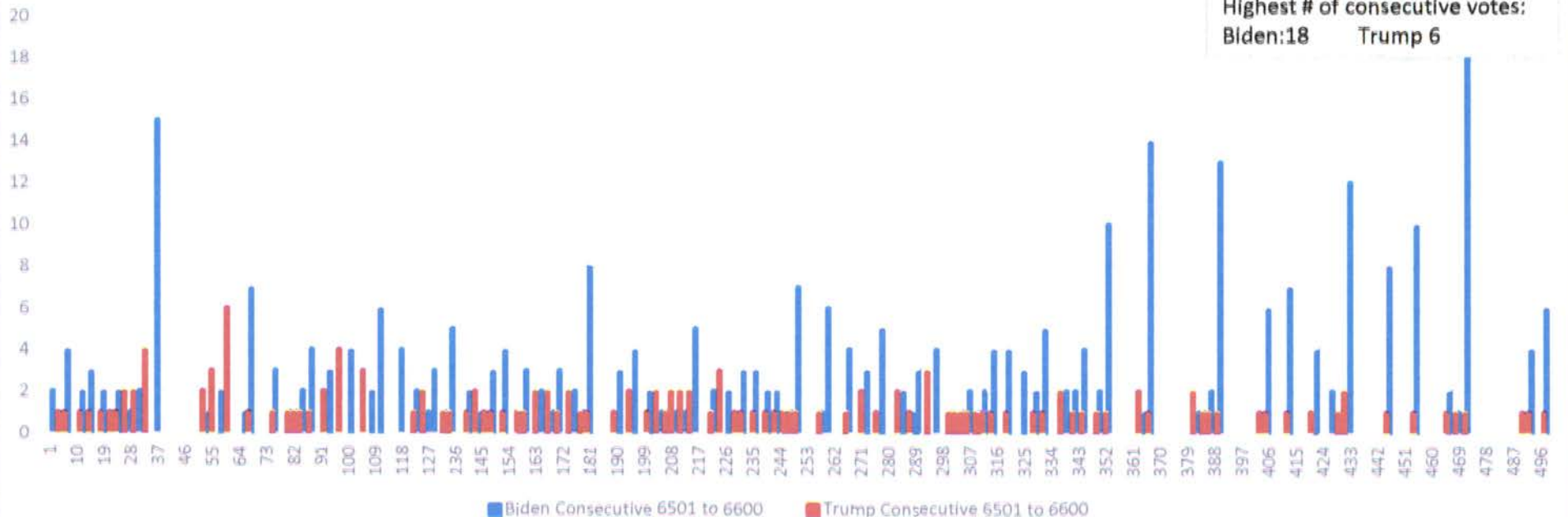
# 2020 Dist. 1, Washoe County, NV 6001 to 6501 CVR # 24938 to 27840

Mail-In Biden 79% Trump 19%  
Highest # of consecutive votes:  
Biden:24 Trump 4



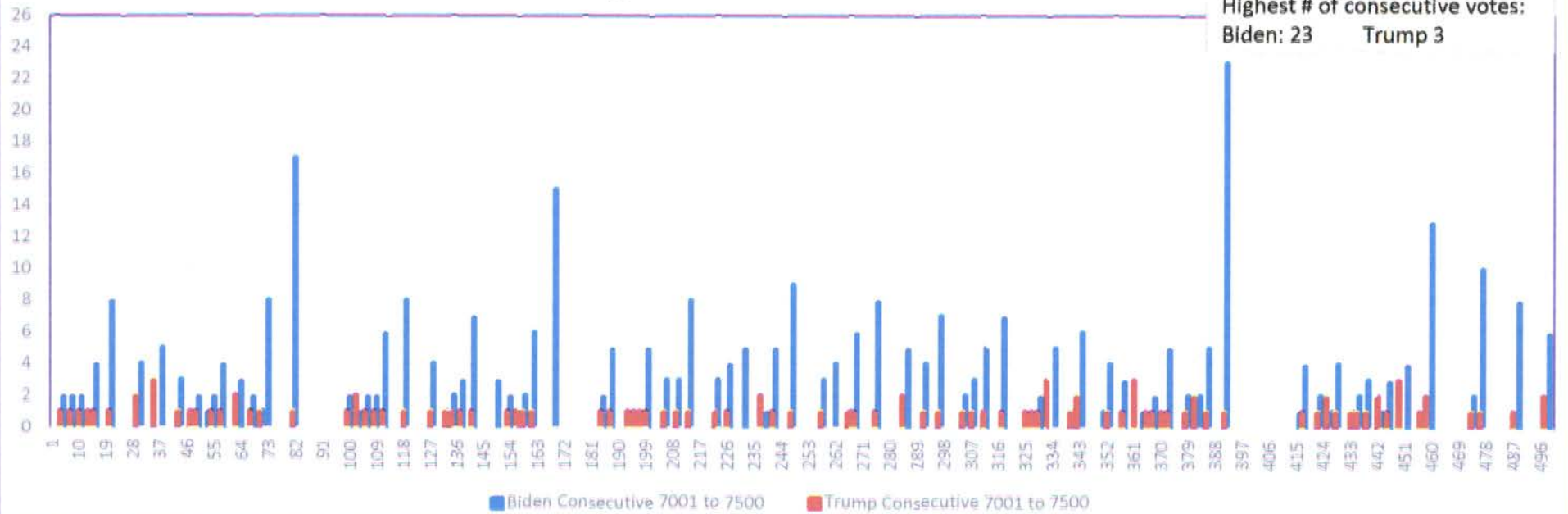
# 2020 Dist. 1, Washoe County, NV 6501 to 7000 CVR # 27841 to 30408

Mail-In Biden 70% Trump 28%  
Highest # of consecutive votes:  
Biden:18 Trump 6



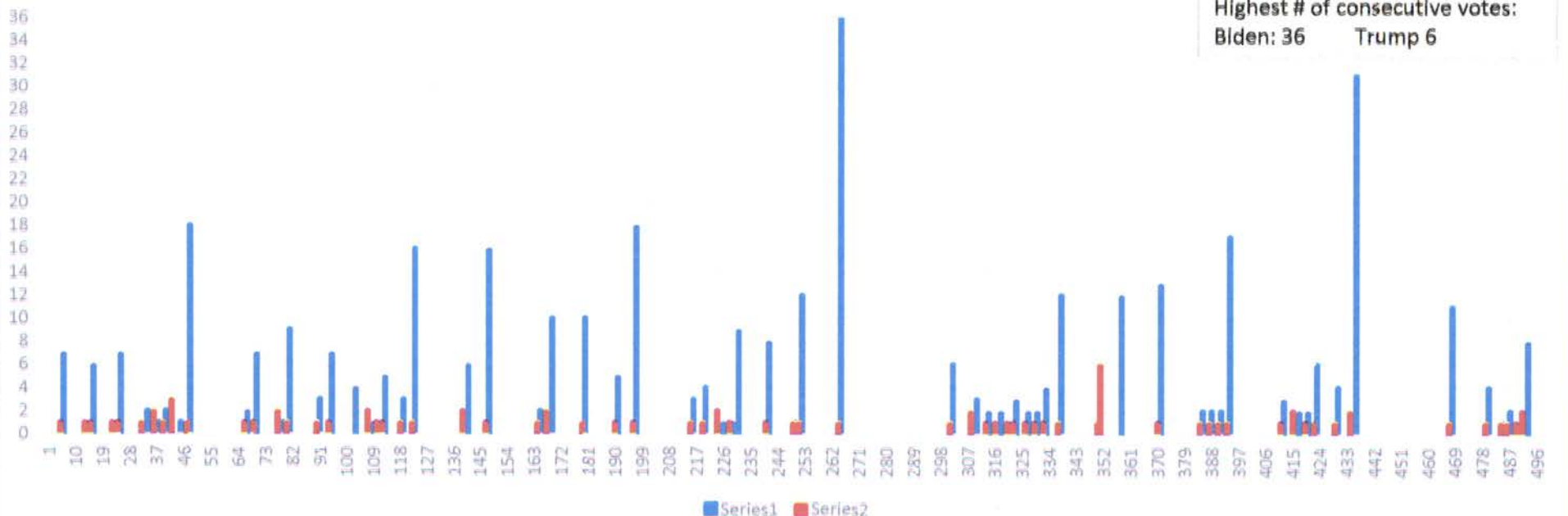
# 2020 Dist. 1, Washoe County, NV 7001 to 7500 CVR # 30409 to 31952

Mail-In Biden 76% Trump 22%  
Highest # of consecutive votes:  
Biden: 23 Trump 3



# 2020 Dist. 1, Washoe County, NV 7501 to 8000 CVR # 31953 to 33485

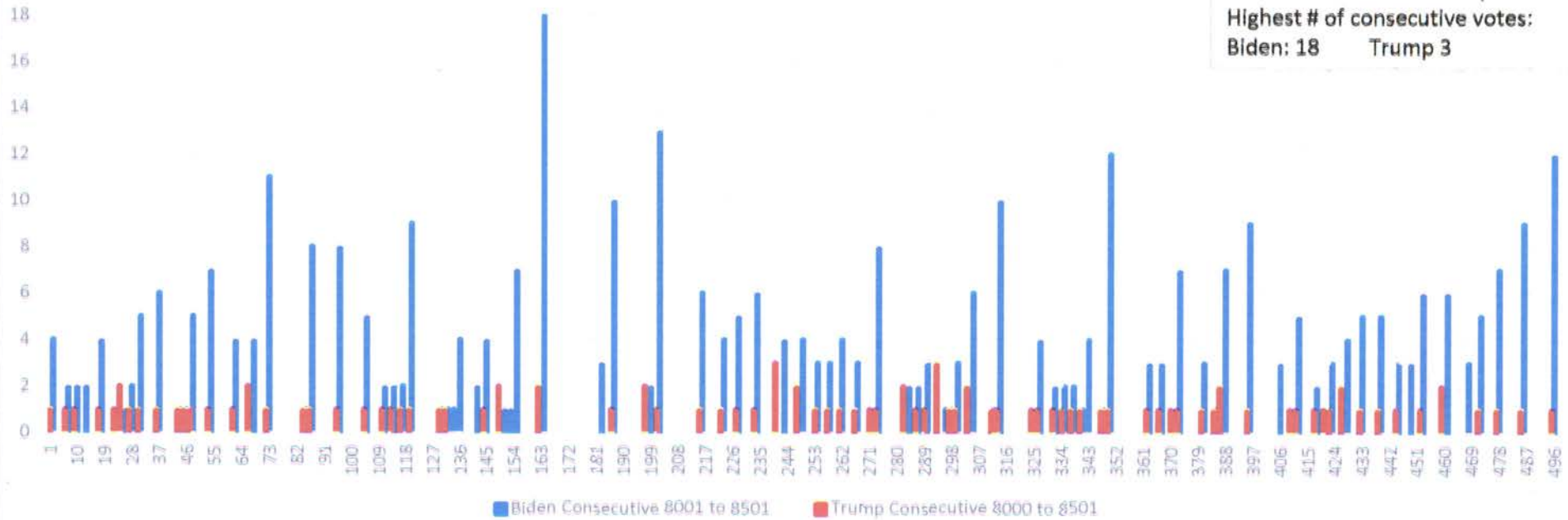
Mail-In Biden 83% Trump 15%  
Highest # of consecutive votes:  
Biden: 36 Trump 6





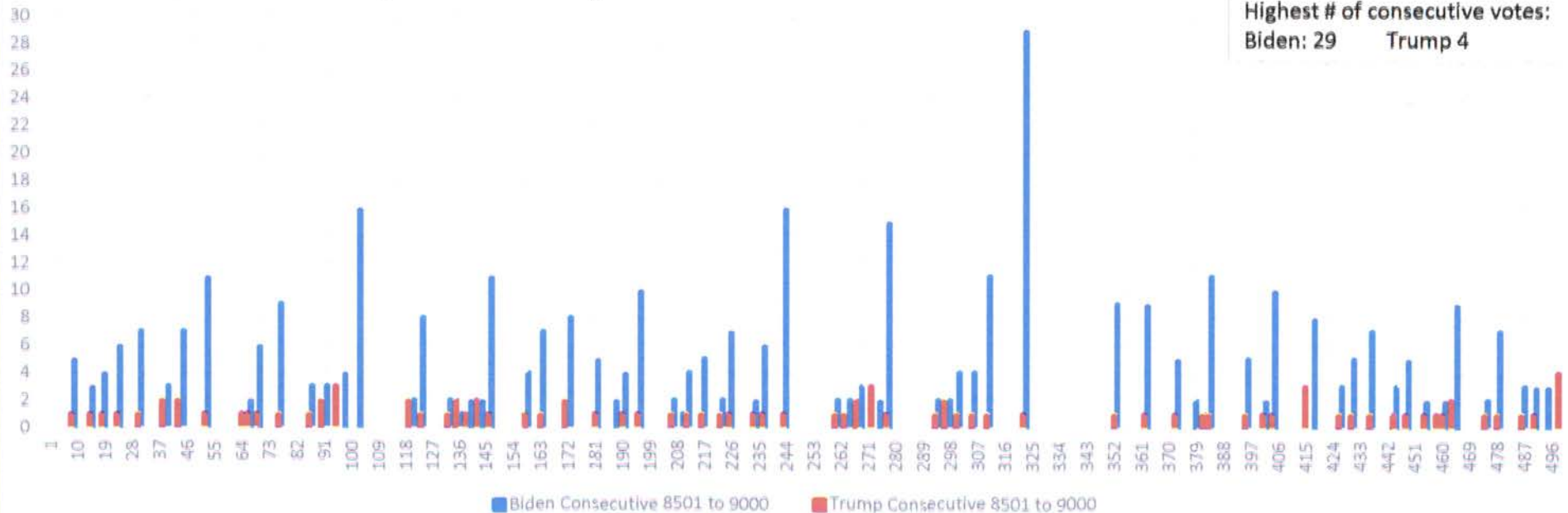
# 2020 Dist. 1, Washoe County, NV 8001 to 8500 CVR # 33486 to 35263

Mail-In Biden 77% Trump 20%  
Highest # of consecutive votes:  
Biden: 18 Trump 3



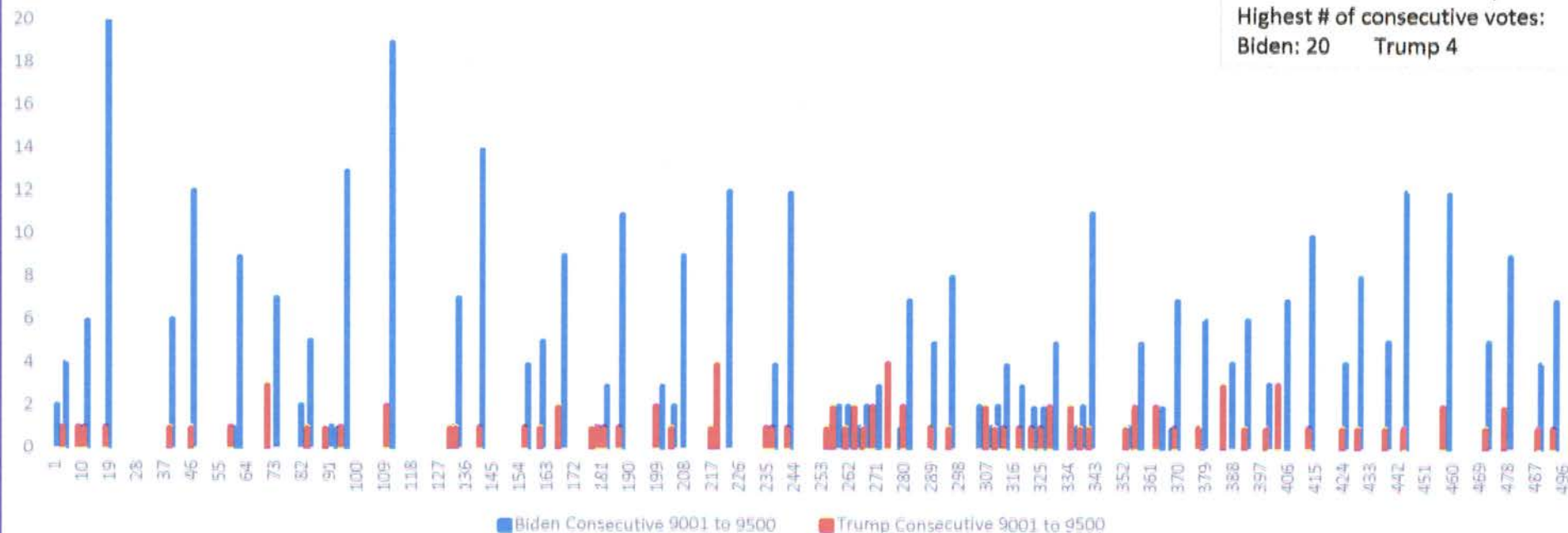
# 2020 Dist. 1, Washoe County, NV 8501 to 9000 CVR # 35264 to 36612

Mail-In Biden 81% Trump 18%  
Highest # of consecutive votes:  
Biden: 29 Trump 4



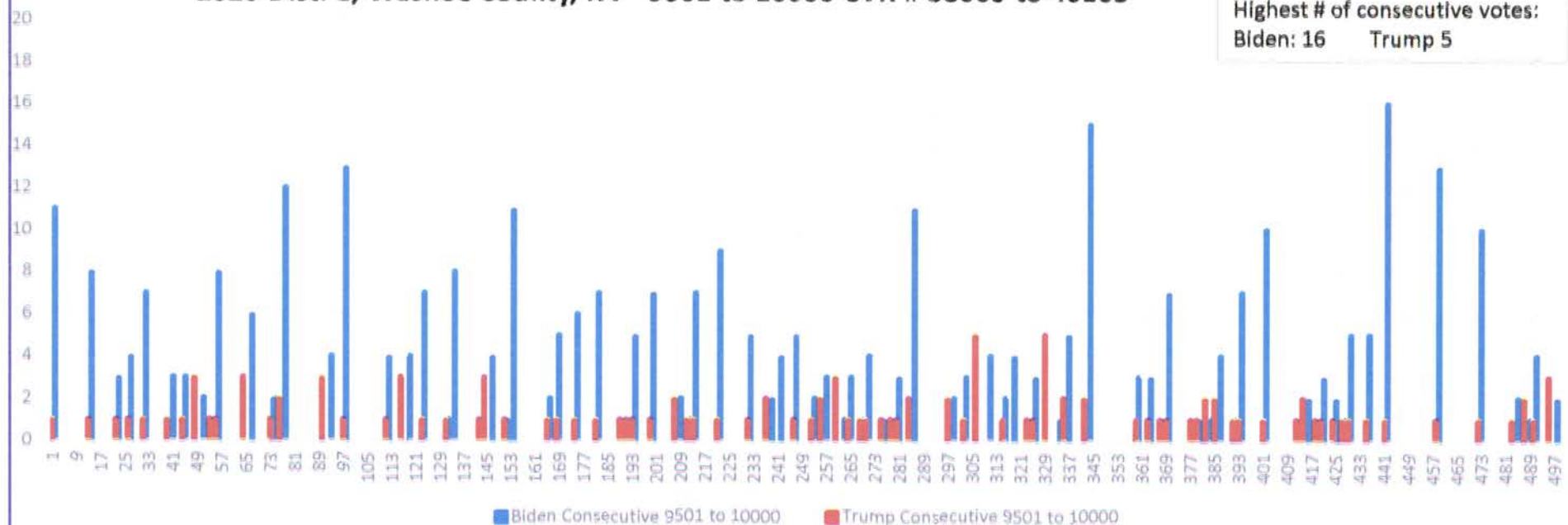
# 2020 Dist. 1, Washoe County, NV 9001 to 9500 CVR # 36613 to 38604

Mall-In Biden 79% Trump 19%  
Highest # of consecutive votes:  
Biden: 20 Trump 4



# 2020 Dist. 1, Washoe County, NV 9501 to 10000 CVR # 38605 to 40103

Mall-In Biden 75% Trump 23%  
Highest # of consecutive votes:  
Biden: 16 Trump 5

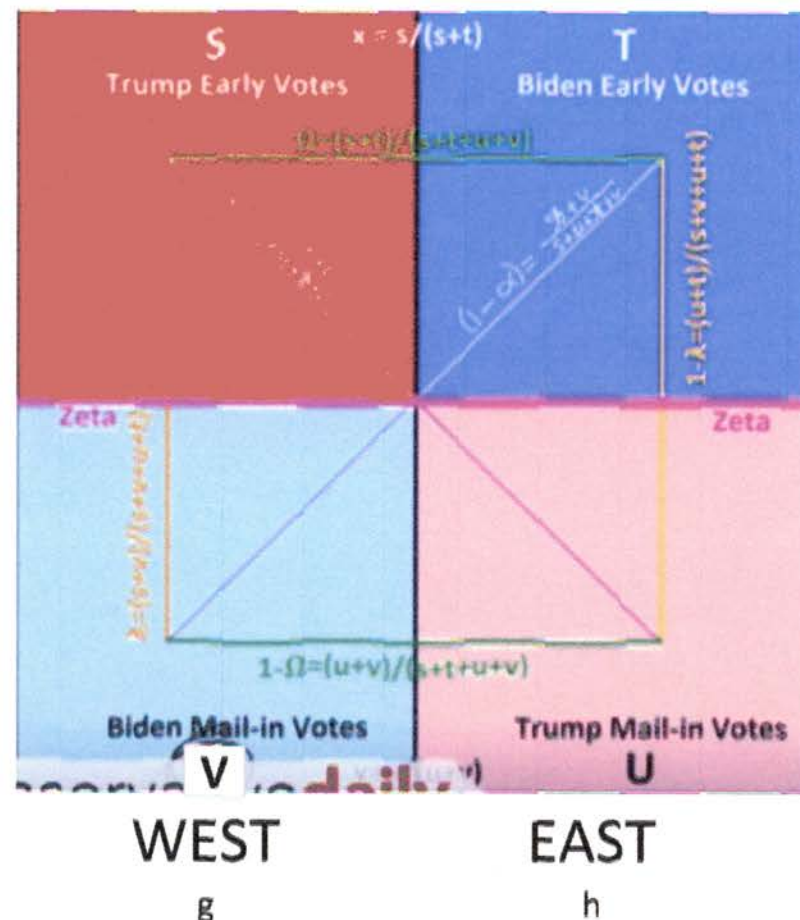


## VOTES CAST IN DISTRICT 1, WASHOE COUNTY, NV 2020

Using Edward Solomon's formula to predict the outcomes for 99% of the precincts in Washoe and Clark counties in Nevada

S	Trump's early voting	10567	
T	Biden's early voting	9403	
U	Trump's mail	8857	
V	Biden's mail	20745	
	Trump's Election Day	2615	61.7%
	Biden's Election Day	1625	38.3%
	Ballots cast	52187	

$X \equiv$	$S/(S+T)$	52.9% Trump's % of early
$Y \equiv$	$U/(U+V)$	29.9% Trump's % of mail
$K \equiv$	$S + T + U + V$	49572 all early + all mail
$\Omega \equiv$	$(S+T)/K$	40.3% early/(all early + all mail)
$(1 - \Omega) \equiv$	$(U + V)/K$	59.7% mail/(all early + all mail)
$\alpha \equiv$	$(S+U)/K$	39.2% (T's early + T's mail)/(all early + all mail)
$(1 - \alpha) \equiv$	$(T + V)/K$	60.8% (B's early + B's mail)/(all early + all mail)
$\alpha \equiv$	$X\Omega + (1 - \Omega)Y$	39.2% isometry (see C15 above)
		need to know election day info



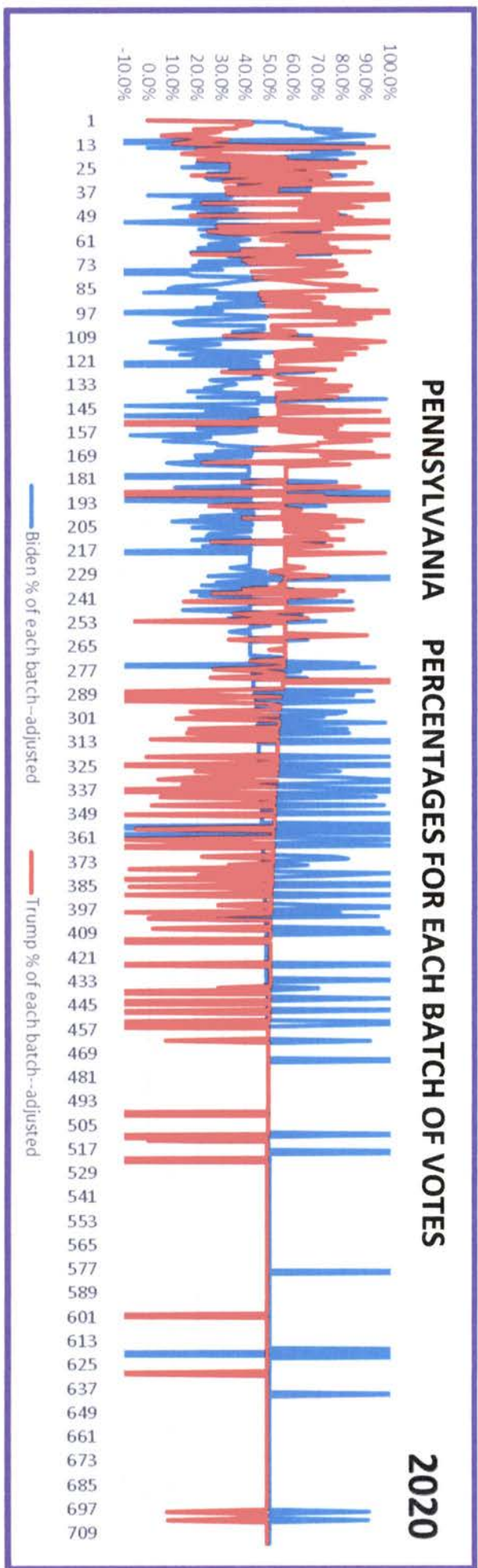
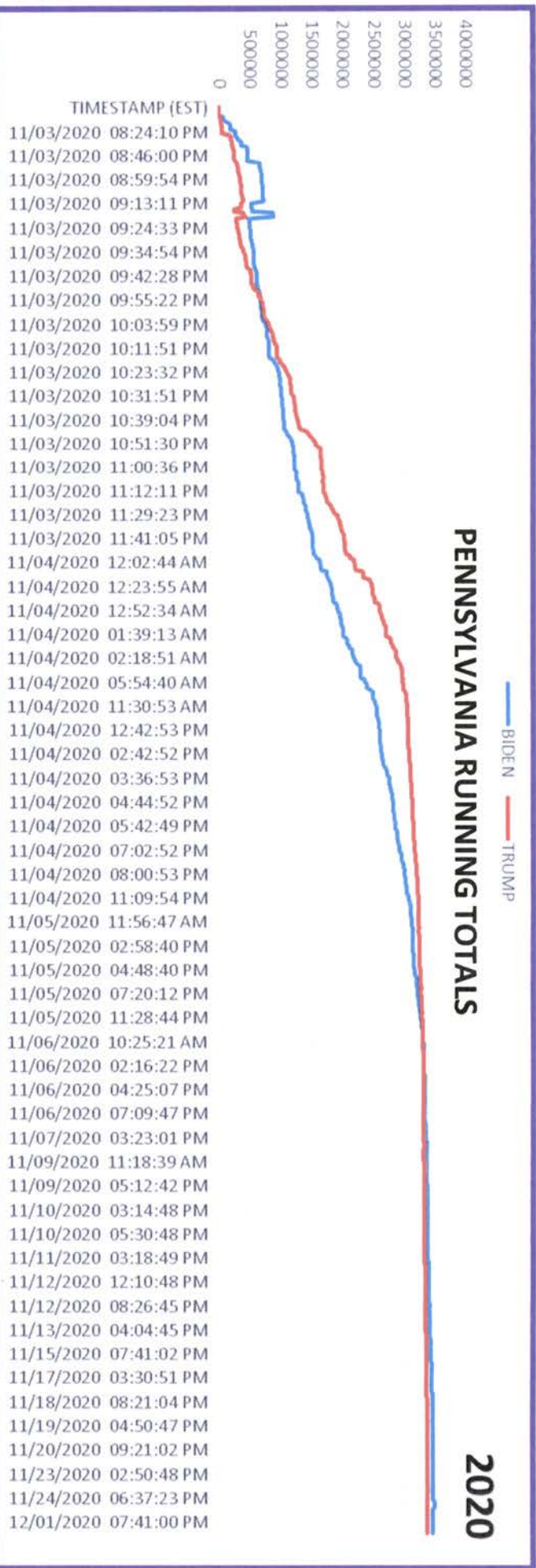
$g \equiv$	$S/(S + V)$	33.7% % of WEST are Trump's
$h \equiv$	$T/(U + T)$	51.5% % of EAST are Trump's
$\lambda \equiv$	$(S + V)/K$	<b>63.2%</b> WEST / (all early + all mail)
$(1-\lambda) \equiv$	$(U + T)/K$	36.8% EAST / (all early + all mail)
$\alpha \equiv$	$g\lambda + (1-\lambda)h$	40.28% early/(all early + all mail)

$\lambda \equiv$	$(S + V)/K$	<b>63.2%</b> WEST / (all early + all mail)
$\lambda \equiv$		<b>63.5%</b> Calculated by Edward Solomon using known election day results in 3 precincts in Washoe % Clark counties
$\alpha \equiv$	$0.635g + 0.365h$	40.23% Solomon's alpha formula for every precinct in Washoe & Clark Counties, NV 2020
$\alpha \equiv$	$g\lambda + (1-\lambda)h$	40.28% Actual alpha for District 1 Washoe County NV 2020
$v \equiv$	$(0.635)K - S$	20911 Biden's mail-in using Solomon's formula for every precinct in Washoe & Clark Counties, NV 2020
	$(0.632)K - S$	<b>20745</b> Actual Biden mail-in for District 1, Washoe County, NV 2020
		166 Difference between Solomon's formula and actual votes in District 1, Washoe County, NV 2020)

11 August 2023 AM Show - Edward Solomon Presents Mathematical Evidence of Election Fraud (rumble.com)

<https://rumble.com/v36e7zs-11-august-2023-am-show-edward-solomon.html>





The 1st batch of 64.5K gives Trump 19%. After 2:40 AM Trump never receives more than Biden in a batch.

The night of the election, Joe Biden said, "By the way, it's going to take time to count the votes --- we're going to WIN Pennsylvania."

Edison Research / New York Times data. Below are links for Alabama and the District of Columbia

<https://static01.nyt.com/elections-assets/2020/data/api/2020-11-03/race-page/alabama/president.json>

<https://static01.nyt.com/elections-assets/2020/data/api/2020-11-03/race-page/district-of-columbia/president.json>

Note: The data can be found by doing a search for "vote\_shares."


Election night remarks by Joe Biden

<https://www.youtube.com/watch?v=4ph8dqqIsKI>

Joe Biden full interview

<https://www.youtube.com/watch?v=C6u1uKznCYw>

Go to 19:11



**"We have put together, I think, the most extensive and inclusive voter fraud organization in the history of American politics." Joe Biden**

[11 August 2023 AM Show - Edward Solomon Presents Mathematical Evidence of Election Fraud \(rumble.com\)](https://rumble.com/v36e7zs-11-august-2023-am-show-edward-solomon.html)

<https://rumble.com/v36e7zs-11-august-2023-am-show-edward-solomon.html>

[KAMALA HARRIS SAYS SHE WATCHED VOTING MACHINES BEING HACKED | C-SPAN.org](https://www.c-span.org/video/?c4965162/user-clip-kamala-harris-watched-voting-machines-hacked)

<https://www.c-span.org/video/?c4965162/user-clip-kamala-harris-watched-voting-machines-hacked>

[Heed Jimmy Carter on the Danger of Mail-In Voting - WSJ](https://www.wsj.com/articles/heed-jimmy-carter-on-the-danger-of-mail-in-voting-11586557667)

<https://www.wsj.com/articles/heed-jimmy-carter-on-the-danger-of-mail-in-voting-11586557667>

[Reasonable Doubt \(rumble.com\)](https://rumble.com/v1kghtn-reasonable-doubt.html)

<https://rumble.com/v1kghtn-reasonable-doubt.html>

Note: This video was done before the Individual Consecutive Votes graphs were completed and Solomon's formula was applied

[\(660\) CBS News Vote-By-Mail Test Reveals Alarming Results - YouTube](https://www.youtube.com/watch?v=DwqEIQ22XSA)

<https://www.youtube.com/watch?v=DwqEIQ22XSA>

Mail in experiment. The video is dated July 24 2020