

Nevada Department of Agriculture

J.J. Goicoechea, DVM

Director

February 29, 2024



Divisions

- **Division of Administrative Services**
 - Director J.J. Goicoechea, DVM
 - Deputy Director Doug Farris
 - Administrator Amara Vigil
- **Division of Plant Health and Compliance**
 - Administrator Meghan Brown
- **Division of Animal Industry**
 - Administrator Chad Sestanovich
 - Deputy Administrator William Dawson
- **Division of Measurement Standards**
 - Administrator William Striejewske
- **Division of Food and Nutrition**
 - Administrator Patricia Hoppe
 - Deputy Administrator Brittany Mally

Division of Administrative Services

- The Division of Administrative Services
 - Fiscal Services Team
 - Global Trade and Economic Development Program
 - Communications Team
 - IT Services
 - Agricultural Literacy
 - Facilities

Division of Plant Health and Compliance

The Division of Plant Health and Compliance protects Nevada agriculture, the public, workers, and the environment through education, inspection, and certification.

Division of Animal Industry

The Division of Animal Industry is responsible for animal disease detection and prevention, food safety, livestock identification, livestock theft prevention, commercial feed, agricultural products dealer licensing and natural resources protection.

Division of Measurement Standards

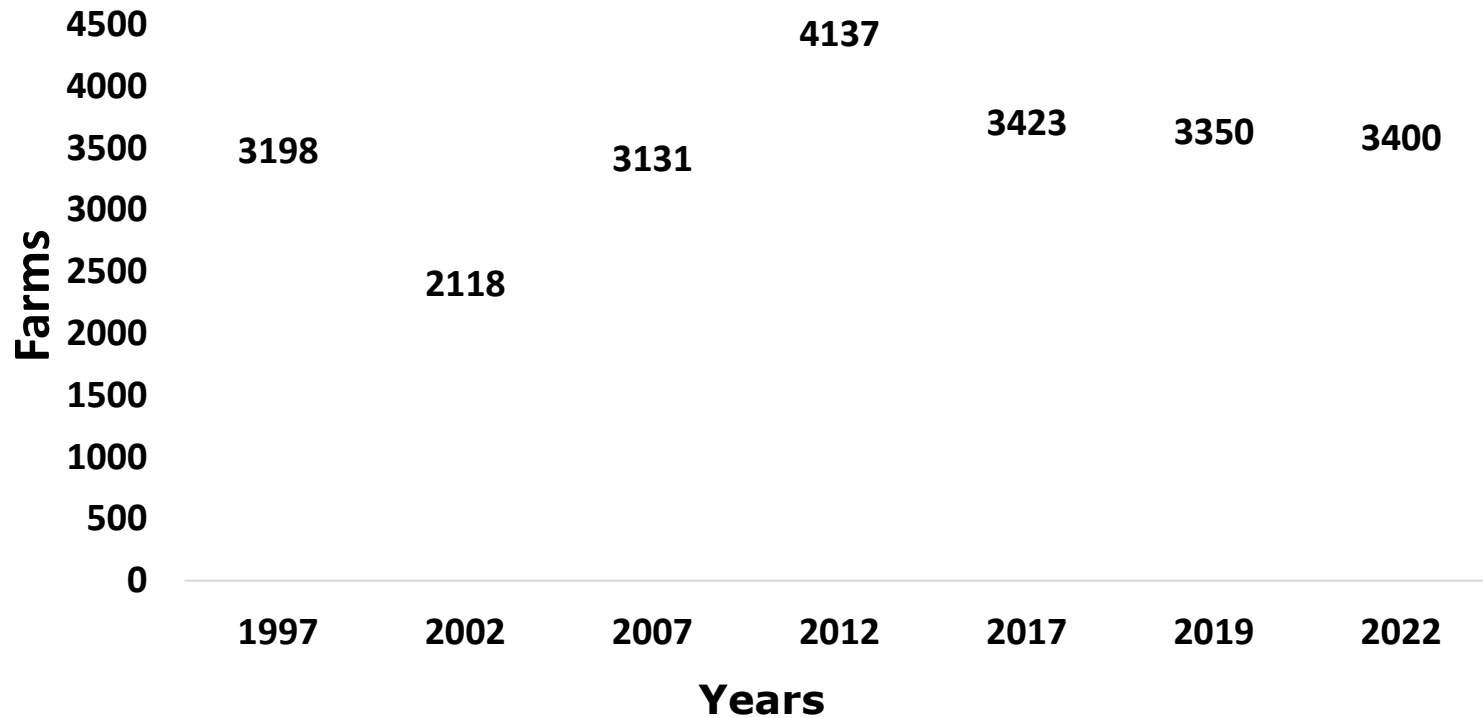
The Division of Measurement Standards ensures quality of motor fuel and lubricants and consistency in commercial transactions by regulating devices used to determine weight and volume.

Division of Food and Nutrition

The NDA's Division of Food and Nutrition provides access to nutritious food for Nevada children, seniors, and other food insecure populations.

Nevada Agriculture

Number of Farms in Nevada




Source: USDA, NASS


Nevada Production



3,400 farms in 2022



6,100,000 acres in farmland throughout Nevada



Average farm size is 1,794 acres

Top Agricultural Commodities



Cattle & Calves (\$366,501,00)



Hay & Alfalfa (\$147,936,000)



Dairy milk (\$245,871,951)



Food manufactured goods (\$213,215,133)

Top Ag Industries Per County

Carson City

Fishing

Bread & Bakery Products

Meat Processing

Dairy Cattle & Milk Production

Coffee & Tea

Greenhouse, Nursery, & Floriculture

Top Ag Industries Per County

Washoe County

Support Activities for Ag. & Forestry*

Fishing

Spices & Extracts

Breakfast Cereal

Animal Production

Dairy Cattle & Milk Production

Storey County

Animal Production

Animal Food

Confectionary

Support Activities for Ag. & Forestry*

Douglas County

Animal Production

Beef Cattle Ranching

Frozen & Canned Fruits, Juices & Vegetables

Crop Farming

Coffee & Tea

Top Ag Industries Per County

Lyon County

Confectionary

Animal Food

Beef Cattle Ranching

Meat Processing

Dairy Cattle & Milk Production

Animal Production

Humboldt County

Crop Farming

Beef Cattle Ranching

Dairy Cattle & Milk Production

Dehydrated Foods

Bread & Bakery Products

Tortillas

Top Ag Industries Per County

Pershing County

Beef Cattle Ranching
Dairy Cattle & Milk Production
Crop Farming
Oilseed Processing
Bread & Bakery Products

Churchill County

Dairy Cattle & Milk Production
Animal Production
Crop Farming
Bread & Bakery Products
Meat Processing

Lander County

Crop Farming
Beef Cattle Ranching
Animal Production

Top Ag Industries Per County

Elko County

Animal Production
Beef Cattle Ranching
Meat Processing
Dairy Cattle & Milk Production
Bread & Bakery Products
Bottled & Canned Drinks

Eureka County

Support Activities for Ag. & Forestry*
Beef Cattle Ranching
Crop Farming

White Pine County

Beef Cattle Ranching
Animal Production
Crop Farming

Top Ag Industries Per County

Mineral County

Crop Farming

Beef Cattle Ranching

Greenhouse, Nursery & Floriculture

Esmeralda County

Crop Farming

Animal Production

Beef Cattle Ranching

Animal Food

Top Ag Industries Per County

Nye County

Dairy Cattle & Milk Production
Beef Cattle Ranching
Coffee & Tea
Bread & Bakery Products
Support Activities for Ag. & Forestry*

Lincoln County

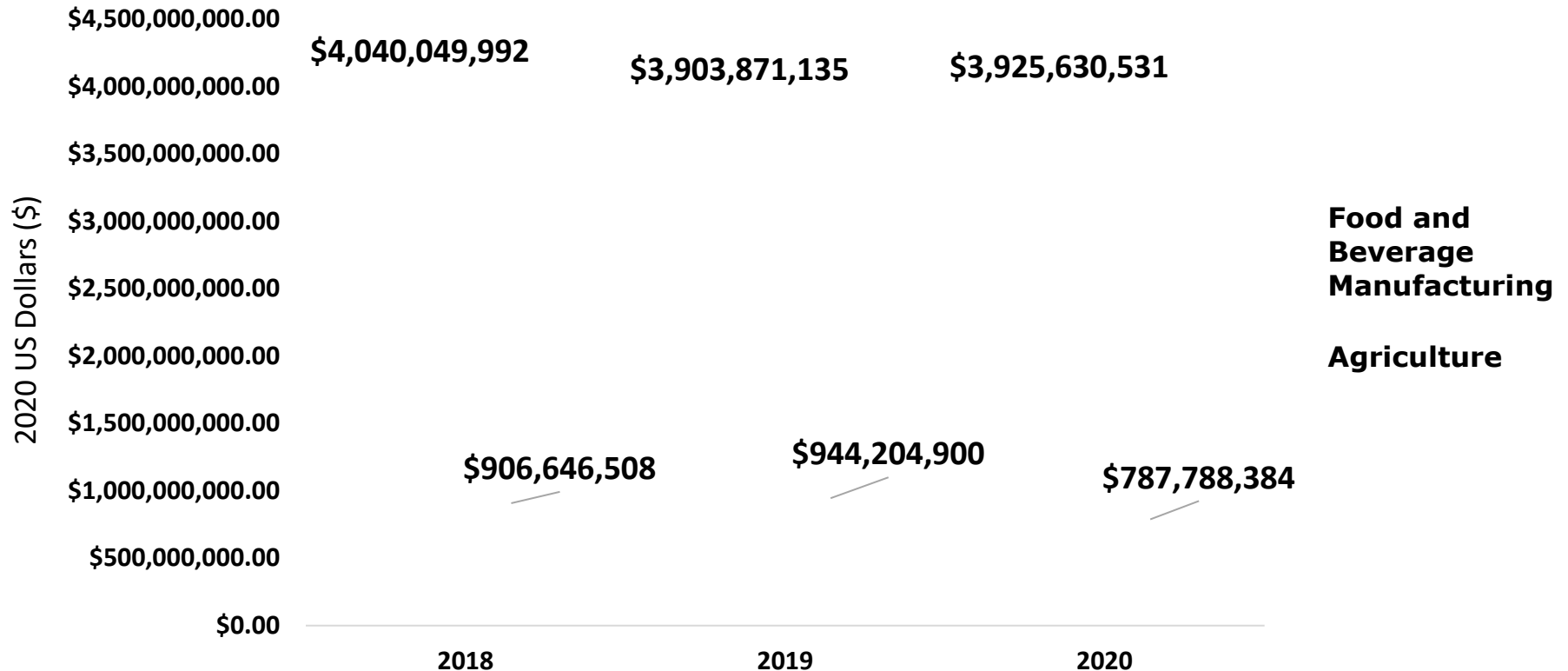
Beef Cattle Ranching
Crop Farming
Animal Production

Clark County

Greenhouse, Nursery Floriculture
Animal Production
Support Activities for Ag. & Forestry*
Bread & Bakery Products
Ice Cream & Frozen Deserts
Bottled & Canned Drinks

Nevada's Food Production

Economic Output of Nevada's Agriculture Sectors



Source: IMPLAN Group, LLC

Food Insecurity

“A person is food insecure when they lack regular access to enough safe and nutritious food for normal growth and development and an active and healthy life.” ¹

2016 – 2019

- 1 in 8 Nevadans were food insecure.
- The food insecurity rate was 11.1% - 12.1%.

2021

- Food insecurity jumped to 15.2%
- Nevada ranked 8th nationally in overall food insecurity rates.

Implementation

With help from our partners, like FBNN and Three Square, the Division of Food and Nutrition offers support of nutrition for the citizens of Nevada through the following federal nutrition and feeding programs:

Child & Adult Care Food Program

Uses United States Department of Agriculture (USDA) funds to provide nutritious meals and snacks in child and adult day care centers, family and group day care homes for children, and in before-and-after school programs.

**5,133,447 Meals & Snacks
Served** in SFY 2022

Summer Food Service Program

This program bridges the gap when school lets out for the summer by providing free nutritious meals to children 18 and under residing in low-income areas through USDA funds when school is not in session.

1,974,904 meals served in SFY 2022

Farm-to-School Program

This program connects students to Nevada farmers and fresh, healthy, local foods. It provides resources and training to get local foods into classrooms and lunchrooms through farmer-classroom connections and school gardens.

Fresh Fruit and Vegetable Program

This program uses USDA funds to increase the availability of fresh fruits and vegetables in elementary schools, leading to increased consumption of fruits and vegetables by students.

\$3,221,347 Federal Funds were **distributed** in Nevada in SFY 2022

National School Lunch Program (NSLP)

This program provides students with nutritious lunches through USDA funds to schools and school districts. Participants are encouraged to select fresh fruits and/or vegetables, whole grain rich choices, and low-fat or non-fat dairy with the NSLP meal patterns.

39,596,452 lunches served in the 2022 – 2023 school year

School Breakfast Program

This program provides students with nutritious breakfasts through USDA funds to schools and school districts to promote learning readiness and health eating behaviors.

20,729,776 breakfasts were **served** in the 2023 school year.

Special Milk Program

This program uses federal funds to provide milk to children that do not participate in other federal meal service programs in schools and childcare centers.

98,567 milks served in the 2023 school year

Child Nutrition Commodity Support

This program provides USDA purchased foods for the Child and Adult Care Food program, the National School Lunch Program, and the Summer Food Service Program with **\$22,038,838 USDA dollars spent** in SFY 2022.

Emergency Food Assistance Program

This program provides USDA Foods to food banks, food pantries, and soup kitchens for distribution to low-income households and individuals throughout Nevada.

17,238,932 pounds of food were **distributed** to an average of **132,000 households per month**.

Food Distribution Program on Indian Reservations

Delivers USDA Foods to low-income households and individuals living on Tribal land or who are members of a federally recognized Tribe living in an approved area in Nevada using USDA funds.

Average number of individuals
served per month: 270
SFY 2022

Nutrition Services Incentive Program

Offers USDA purchased foods as an alternative to cash in senior citizen centers throughout the state as part of the federal Older Americans Act. The program is administered by the Nevada Department of Health and Human Services (DHHS), Aging and Disability Services Division and NDA provides support through allocation and delivery of USDA Foods for those sites that choose to receive USDA Foods instead of cash.

Provided **\$25,053 for USDA Foods** in SFY 2022

Senior Farmers Market Nutrition Program

This program uses USDA funds to provide low-income seniors with coupon books to use as cash that can be exchanged for eligible foods at participating Nevada farmers' markets and roadside farm stands to increase consumption, production, and distribution of fresh, locally-grown fruits and vegetables and supplement the nutritional needs for Nevada seniors.

Served more than **4,650 seniors** and provided Nevada farmers with an additional **\$128,581** in **income** between May and September of 2022.

Senior Nutrition and Wellness Program

Previously known as the Commodity Supplemental Food Program as referred to by the USDA, this program offers monthly food packages for seniors who are 60 years of age and older with incomes at or below the 130% of poverty levels to improve the health of low-income seniors.

Average number of **seniors served** per month: **5,178**
SFY 2022

State Processing Program

This program works with commercial food processors to convert raw bulk USDA foods into more convenient end products like apple sauce, chicken nuggets or string cheese.

For the 2022-2023 school year, this program **SAVED school districts \$8,833,467** through processed USDA Foods.

Home Feeds Nevada (HFN)

This is a food purchasing and distribution program to help Nevada become more food secure and create economic opportunity for Nevada agriculture producers.

NDA purchases nutritious, local foods and distributes them through designated food banks to food insecure populations.

HFN Program Update

Since the program
started in 2022
HFN has purchased

\$3,521,882

worth of food from
local farmers,
ranchers, and
processors.

HFN Purchase & Distribution

From September 2022 to Current

**Total pounds of
Food Purchased**

2,301,900

(Distributed By):

**Food Bank of
Northern Nevada**

1,166,943

(Distributed By):

Three Square

1,134,957

■ **Pounds of Food**

Home Feeds Nevada

HFN is a high-profile program that continues to increase in popularity with small and medium sized producers and processors and has statewide reach down into underserved communities in rural, tribal, and urban food deserts. Many of these participants now depend on this program to keep their farms going. It is imperative that funding is secured to continue this program that helps so many Nevadans.

How HFN Continues

- Senate Bill 370 states that the NDA Director may solicit and accept any gift, grant or donation for the program, but no fiscal note is attached.
- Initially, the NDA used Federal ARPA funds under the Local Food Purchase Assistance (LFPA) grant from the USDA. The remainder of these funds will be expended by 6/30/2024 or 12/31/2024 if an extension is granted.
- We are currently utilizing \$2M in State ARPA funds allocated in SFY 2022.
- Once these funds are depleted the NDA will hit a funding cliff unless additional funding is gifted, granted, or donated.
 - NDA is looking into sources of other funds, but currently has received no gifts, grants or donations for this program.

Thank You

J.J. Goicoechea, DVM, Director: jgoicoechea@agri.nv.gov, 775-353-3619

Division of Food and Nutrition:

Patricia Hoppe, Administrator

pxhoppe@agri.nv.gov

702-668-4562