

NEVADA ADVISORY COMMITTEE ON TRAFFIC SAFETY

2023 Annual Report

March 13, 2024

NVACTS Background

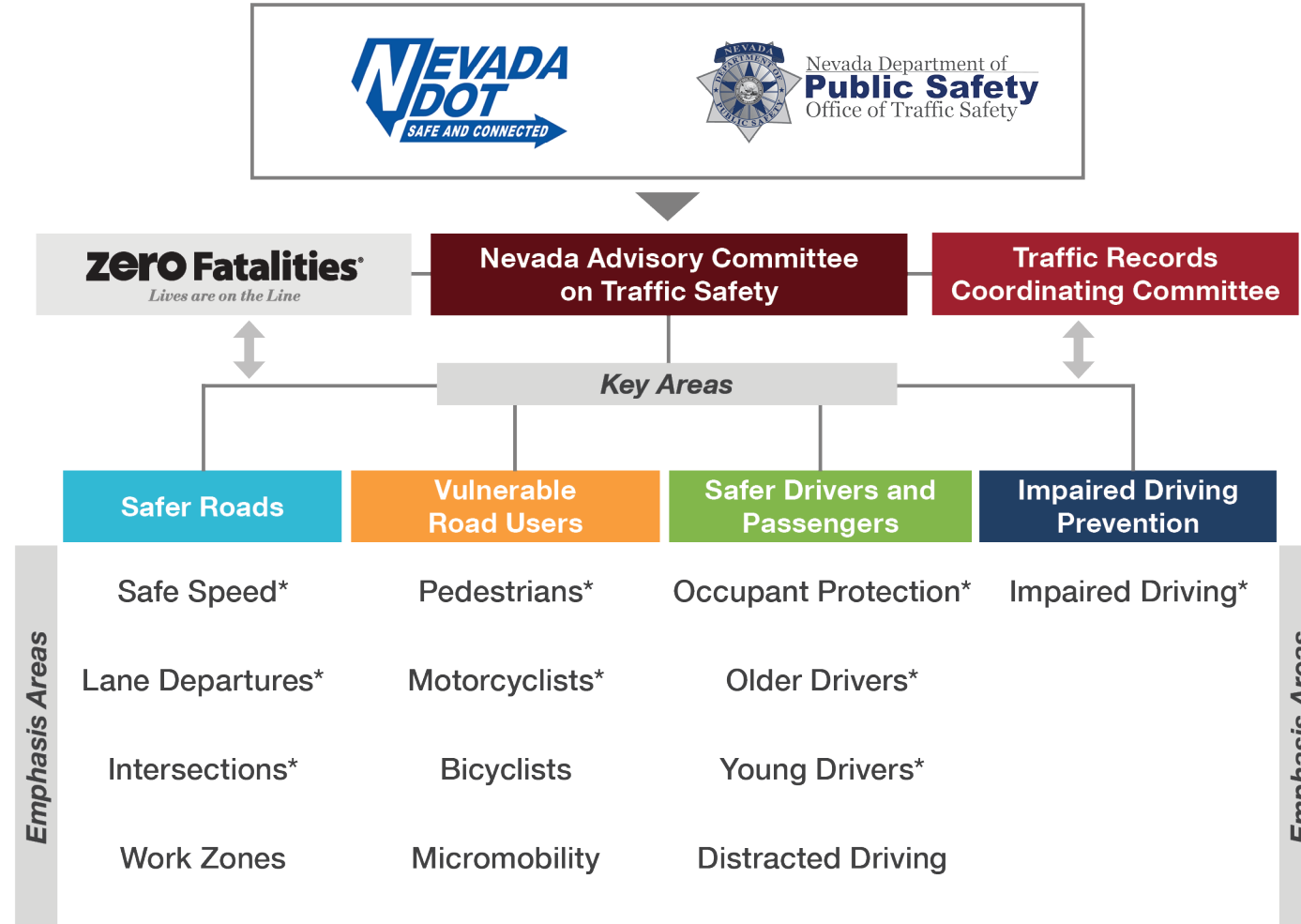
Nevada Executive Committee on Traffic Safety

- Formed in 2005 to oversee the Nevada Strategic Highway Safety Plan

Nevada Advisory Committee on Traffic Safety

- Created in 2021 with Nevada Revised Statute (NRS) 408.581
- 20 Agency Members

NVACTS Background



* = Critical Emphasis Area

NVACTS Member Agencies

- Department of Education, [Christy McGill](#)
- Department of Health & Human Services, [Julia Peek](#)
- Department of Motor Vehicles, [Sean Sever](#)
- Department of Public Safety-Office of Traffic Safety, [Amy Davey](#)
- Department of Public Safety-Nevada State Police, [Lt. Col. Martin Mleczko](#)
- Department of Transportation, [Sondra Rosenberg](#)
- Department of Transportation, [Vacant](#)
- State Assembly Growth & Infrastructure, [Vacant](#)
- State Senate Growth & Infrastructure, [Senator Dallas Harris](#)
- Administrative Office of the Courts, [David Gordon](#)
- Inter-Tribal Council of Nevada, [Cliff Banuelos](#)
- Nevada Association of Counties, [Andrew Bennett](#)
- Nevada League of Cities, [Joey Paskey](#)
- Nevada Sheriffs and Chiefs Association, [Lt. Thomas Healing](#)
- Nevada System of Higher Education, [Dr. Shashi Nambisan](#)
- Nevada System of Higher Education, [Dr. Deborah Kuhls](#)
- Carson Area MPO, [Kelly Norman](#)
- RTC Southern Nevada, [John Penuelas](#)
- RTC Washoe, [Xuan Wang](#)
- Tahoe Regional Planning Agency, [Nick Haven](#)
- Non-voting:
 - NDOT Traffic Safety Engineering, [Lacey Tisler](#)
 - Traffic Records Coordinating Committee, [Kevin Tice](#)
 - Nevada Committee on Testing for Impairment, [Shannon Bryant](#)

Purpose of the NVACTS Annual Report

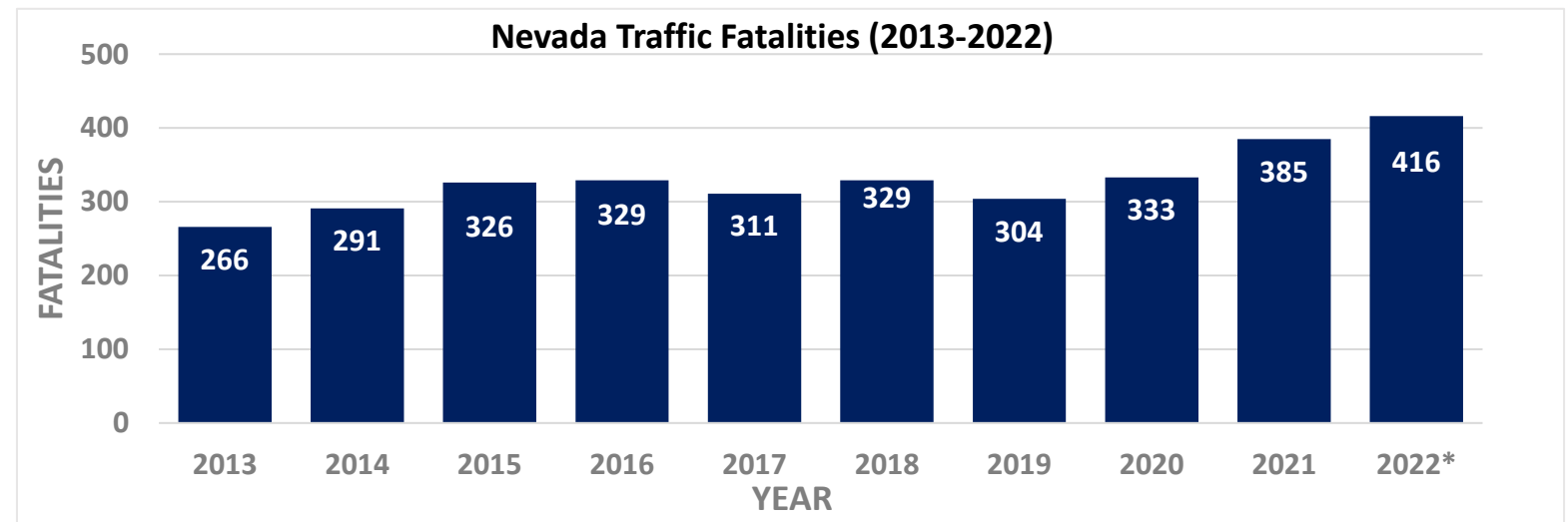
Summary of activities and recommendations from issues reviewed, including:

- **Evidence-based best practices** for reducing or preventing fatalities and injuries related to motor vehicle crashes on roadways in Nevada;
- **Data** on motor vehicle crashes in Nevada resulting in fatalities or serious bodily injuries, including, without limitation, factors that cause such crashes and measures known to prevent such crashes;
- **Policies** intended to reduce or prevent deaths and injuries related to motor vehicle crashes on roadways in this State;
- **Any other matter** submitted by the Chair.

Submit to the Governor and to the Director of the Legislative Counsel Bureau for transmittal to the Legislature

Statewide Safety Data

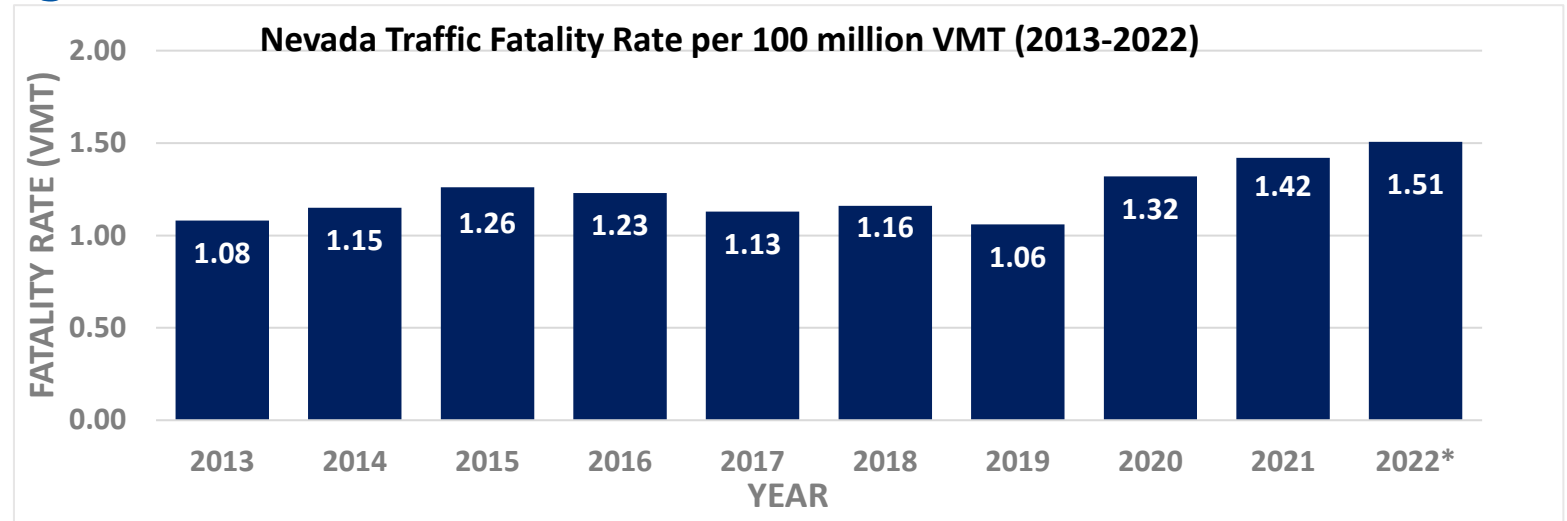
Nevada Traffic Fatalities by Year (2013-2022)



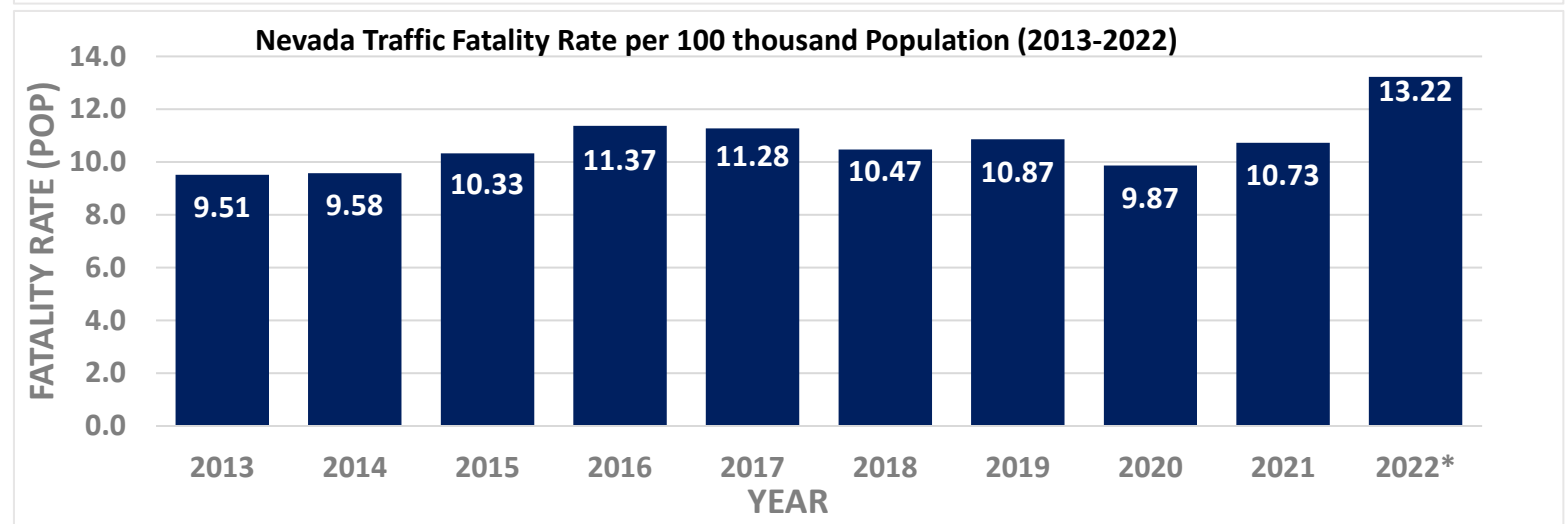
Source: 2013 to 2021 Fatality Analysis Reporting System (FARS), National Highway Traffic Safety Administration (NHTSA); 2022 State Fatal Report, Nevada Office of Traffic Safety (NV OTS) (*2022 data is preliminary until 2024).

Statewide Safety Data

Fatality Rate per 100 Million VMT by Year (2013-2022)



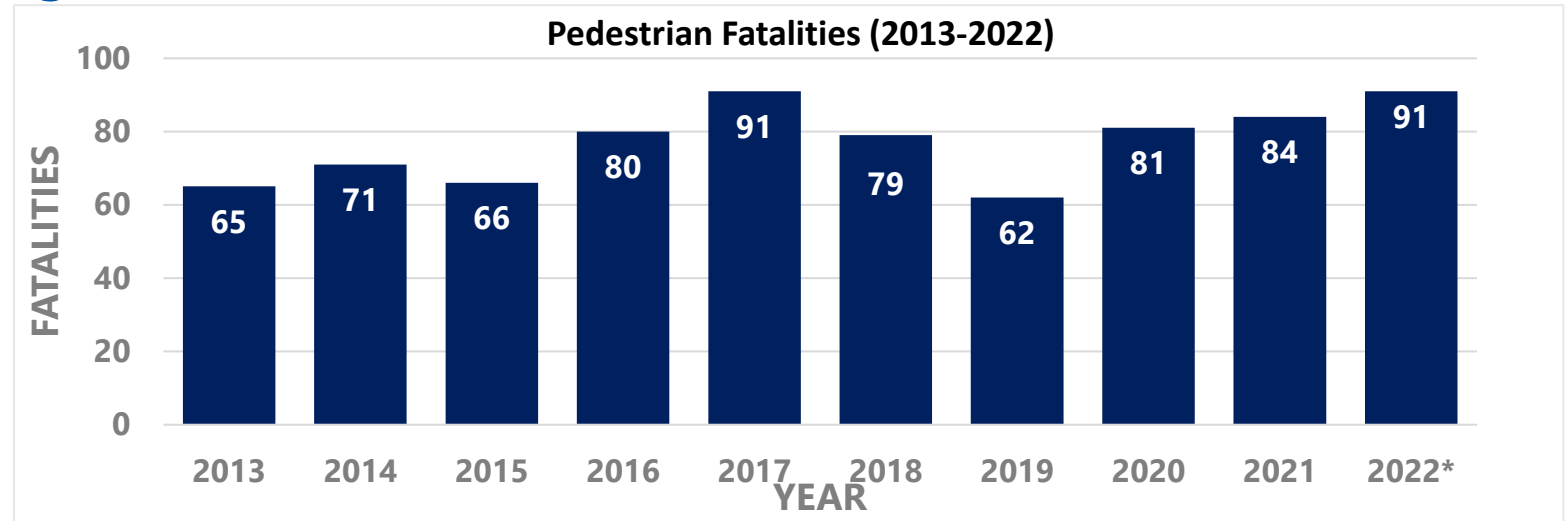
Fatality Rate per 100 Thousand Population by Year (2013-2022)



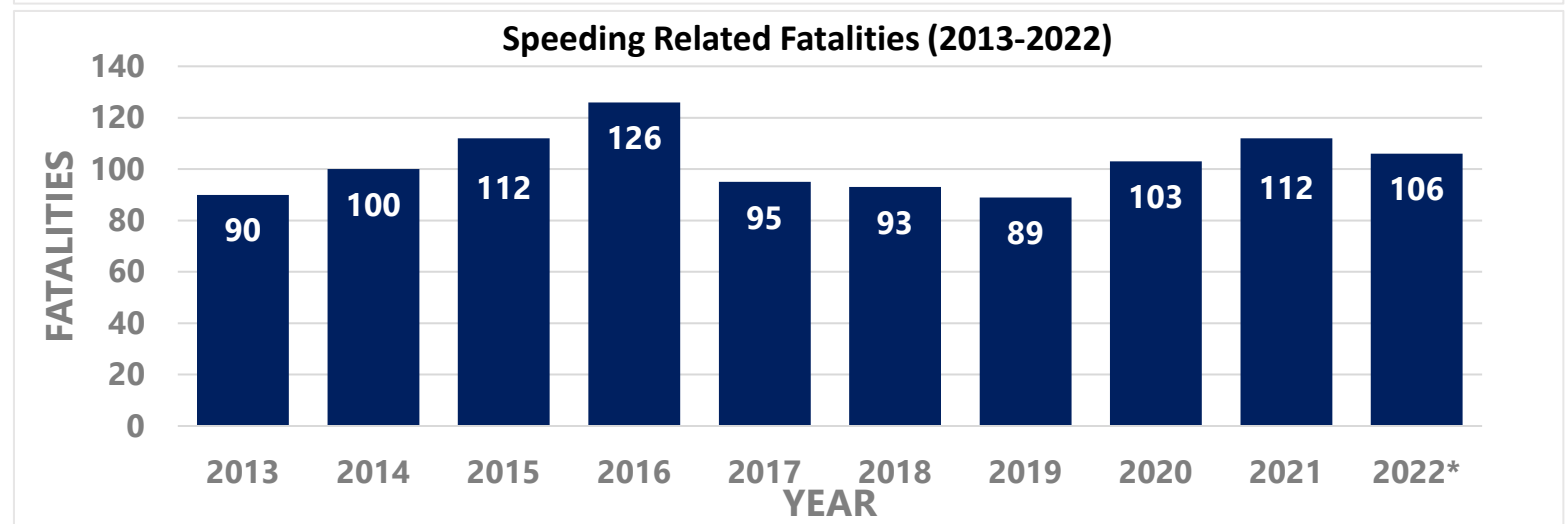
Source: 2013 to 2021 FARS, NHTSA; 2022 State Fatal Report, NV OTS (*2022 data is preliminary until 2024).

Statewide Safety Data

Pedestrian Fatalities by Year (2013-2022)



Speeding-Related Fatalities by Year (2013-2022)

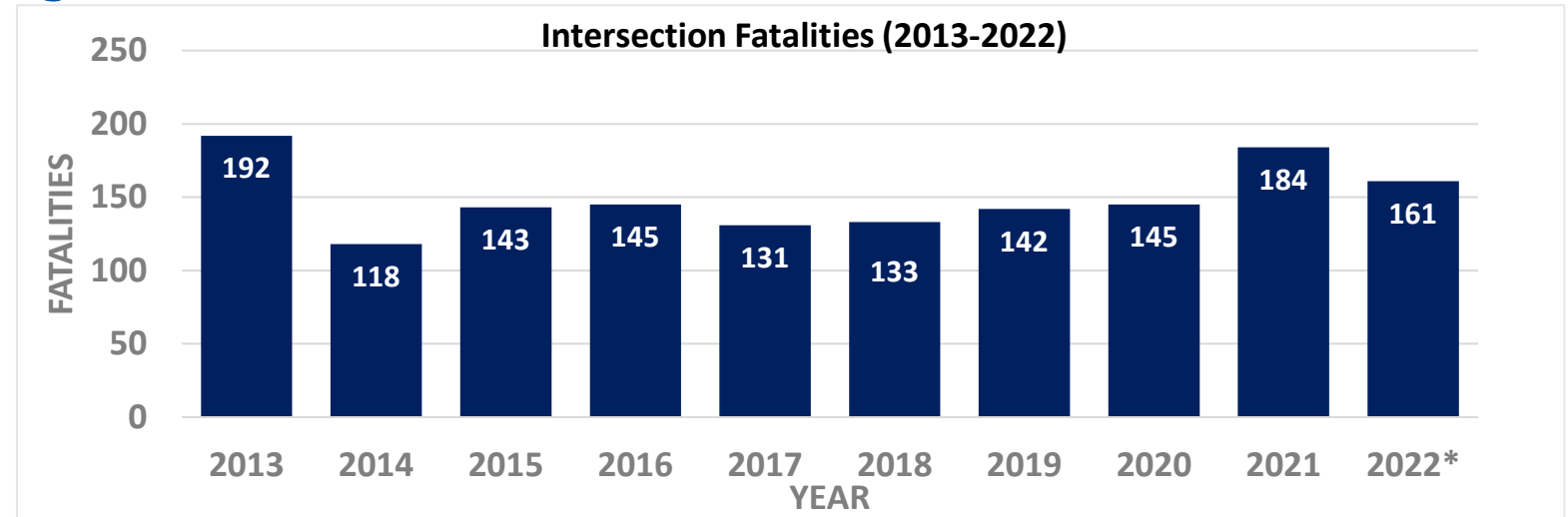


Source: 2013 to 2021 FARS, NHTSA; 2022 State Fatal Report, NV OTS (*2022 data is preliminary until 2024).

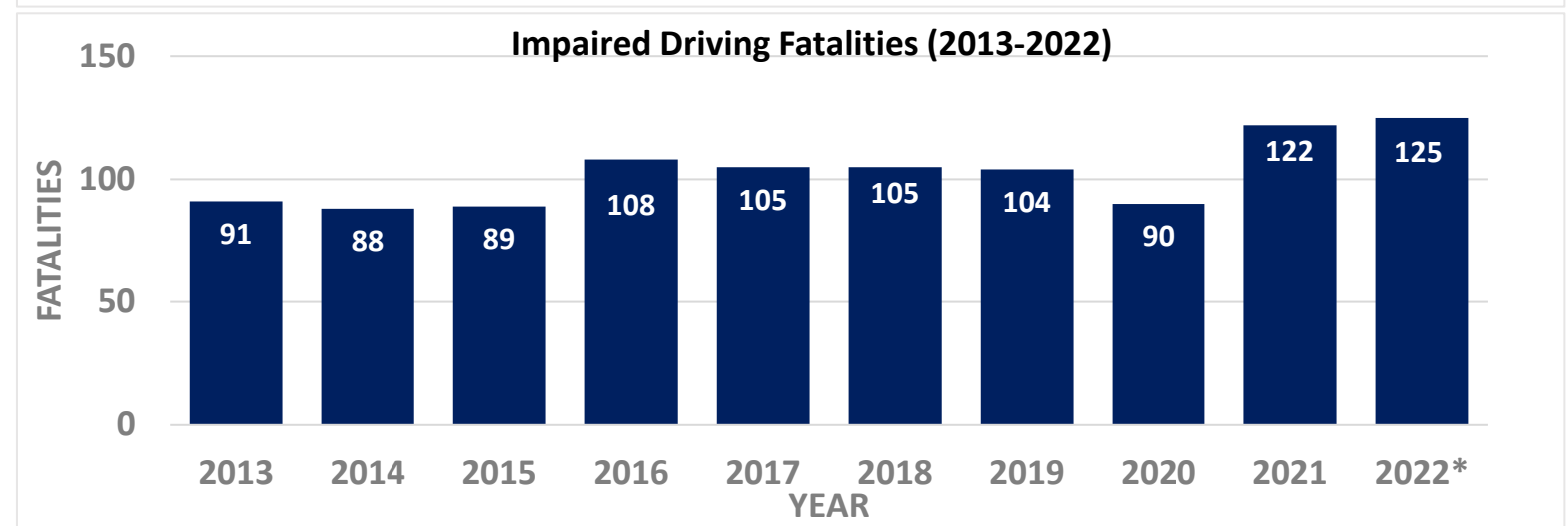
Note: Percentages shown are the ratio of impaired driving fatalities to total Nevada fatalities for that year.

Statewide Safety Data

Intersection Fatalities by Year (2013-2022)



Impaired Driving Fatalities by Year (2013-2022)

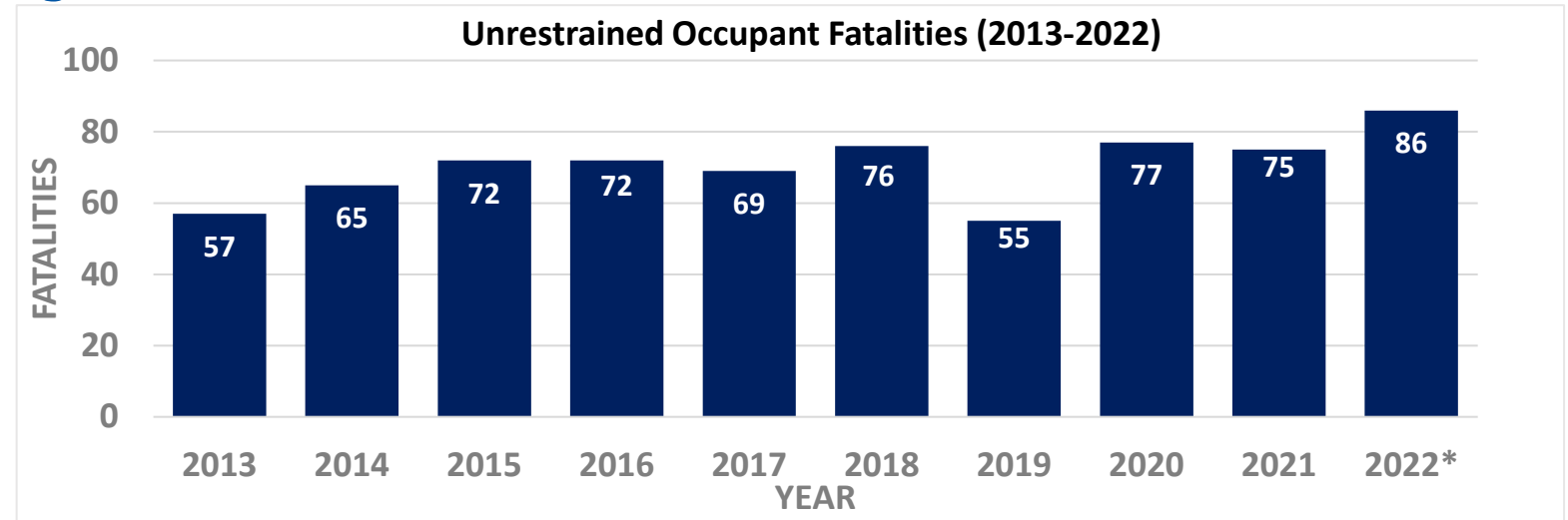


Source: 2013 to 2021 FARS, NHTSA; 2022 State Fatal Report, NV OTS (*2022 data is preliminary until 2024).

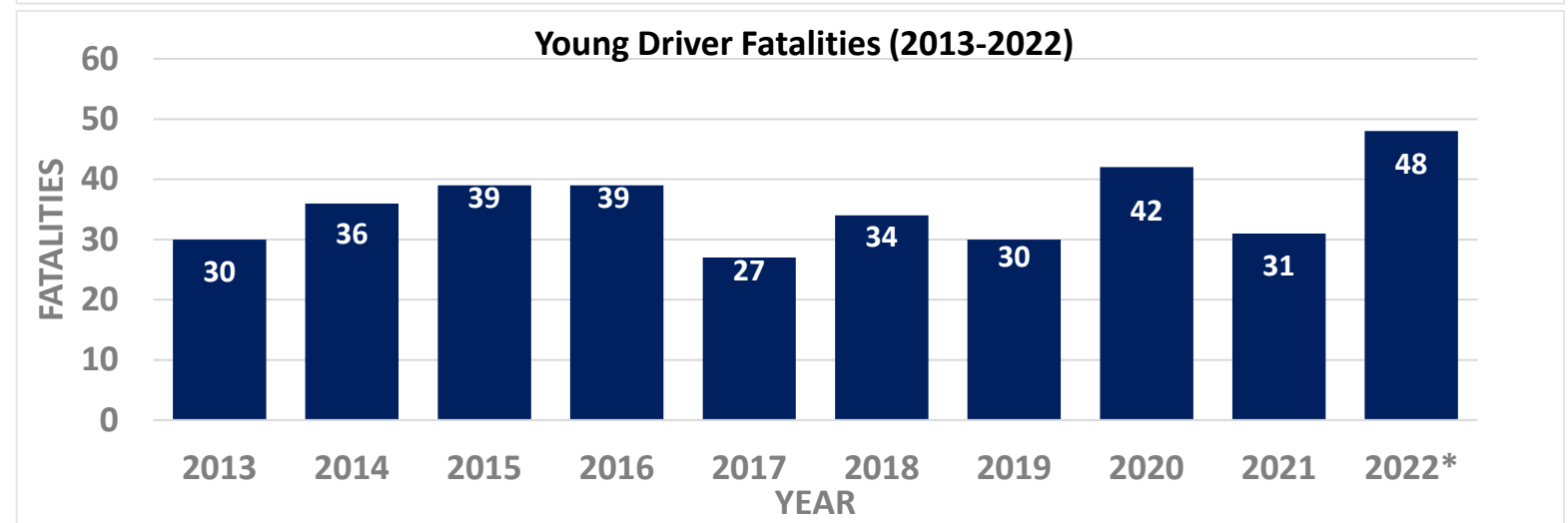
Note: Percentages shown are the ratio of impaired driving fatalities to total Nevada fatalities for that year.

Statewide Safety Data

Unrestrained Occupant Fatalities by Year (2013-2022)



Young Driver Fatalities by Year (2013-2022)



Source: 2013 to 2021 FARS, NHTSA; 2022 State Fatal Report, NV OTS (*2022 data is preliminary until 2024).

Note: Percentages shown are the ratio of impaired driving fatalities to total Nevada fatalities for that year.

Traffic Safety Priorities

Road Safety Cameras (Automated Traffic Enforcement)

Road Safety Cameras in School Zones

Higher Fines in School Zones

Primary Seat Belt Law (PBL)

Graduated Driver's License (GDL) Additions

Yield to Stop

Traffic Records

Safe System Intersections

Appropriate Speed Limits for All Road Users

Contacts

- **Andrew Bennett, Clark County Office of Traffic Safety, NVACTS Chair**
 - Andrew.bennett@clarkcountynv.gov
 - 702-455-4311
- **Sean Sever, DMV, NVACTS Vice Chair**
 - ssever@dmv.nv.gov
 - 775-684-4562
- **Amy Davey, Office of Traffic Safety**
 - Amy.Davey@dps.state.nv.us
 - 775-684-7476