



LET'S GO

JOINT INTERIM GROWTH AND
INFRASTRUCTURE COMMITTEE

WE'RE GOING PLACES. LET'S GO TOGETHER

SPORTS AND ENTERTAINMENT

Source: Las Vegas Super Bowl Host Committee @lvsuperbowlhc



LET'S GO JOINT INTERIM GROWTH AND INFRASTRUCTURE COMMITTEE

THE RTC AND MOBILITY IN SOUTHERN NEVADA

THE CHALLENGES FACING THE RTC
AND OUR COMMUNITY

A VISION FOR THE FUTURE

EVOLUTION OF THE RTC



1965 NEVADA LEGISLATURE CREATES
THE RTC TO ADMINISTER 1 CENT PER
GALLON FUEL TAX

'65

'66

'67

'68

'69

'70

'71

'72

'73

'74

'75

'76

'77

'78

'79

'80

'81

'82

'83

'84

'85


'86

'87

'88


'89

EVOLUTION OF RTC FUNDING



1990 ADVISORY QUESTION: 9 CENTS
PER GALLON FUEL TAX (*ROADWAYS*), AND
0.25% SALES TAX (*TRANSIT*)

'89 '90 '91 '92 '93 '94 '95 '96 '97 '98 '99 '00 '01 '02 '03 '04 '05 '06 '07 '08 '09 '10 '11 '12 '13



2002 ADVISORY
QUESTIONS: 0.25% SALES TAX
(*ROADWAY & TRANSIT*)

EVOLUTION OF RTC FUNDING



A horizontal timeline on a light purple background, marked with years from '05 to '36. Two large white chevrons point left towards specific years. The first chevron points to '13 and is associated with the text '2013 STATE LEGISLATURE: FUEL REVENUE INDEXING (FRI)'. The second chevron points to '16 and is associated with the text '2016 BALLOT MEASURE: FRI 10-YEAR EXTENSION'.

2013 STATE
LEGISLATURE: FUEL
REVENUE INDEXING (FRI)

2016 BALLOT MEASURE:
FRI 10-YEAR EXTENSION

IMAGINE A WORLD WITHOUT THE MOBILITY INVESTMENTS MADE OVER THE PAST THREE DECADES

\$2.0 B

Last 10 Years

\$3.3 B

Last 20 Years

\$3.7 B

Last 26 Years

WHAT WOULD THE COMMUNITY LOOK LIKE WITHOUT...?

**I-11 BOULDER
CITY BYPASS**

**LAS VEGAS BOULEVARD
IMPROVEMENTS**

**CLARK COUNTY
215 BELTWAY**

**MAJOR CORRIDOR
IMPROVEMENTS**

WHAT WOULD THE COMMUNITY LOOK LIKE WITHOUT...?

SENIOR SERVICE

VETERAN SERVICE

STUDENT SERVICE

GAME DAY EXPRESS

FRI FUNDED ROADWAY PROJECTS (1&2)



ROADWAY FUNDING PROGRAM

78

LOCAL SMALL
BUSINESSES SUPPORTED

\$2.2 B

AWARDED IN
ROADWAY PROJECTS

16,000

JOBS
CREATED

THANK YOU

THE RTC AND MOBILITY IN SOUTHERN NEVADA

THE CHALLENGES FACING THE RTC
AND OUR COMMUNITY

A VISION FOR THE FUTURE

TRANSIT

ROADWAYS

OVERVIEW OF TRANSIT OPERATIONS

39

Fixed Transit Routes

49.6M

Fixed-Route Passenger Rides

80%

Of Riders Are Employed
or Seeking Work

Note: As of Fiscal Year 2023.



LET'S GO JOINT INTERIM GROWTH AND INFRASTRUCTURE COMMITTEE

VIDEO

Love Your Ride

THE RTC IS CURRENTLY ONE OF THE MOST EFFICIENT TRANSIT AGENCIES IN THE NATION

#1

HIGHEST
FAREBOX
RECOVERY RATIO

#1

LOWEST
SUBSIDY

#3

LOWEST
OPERATING COST

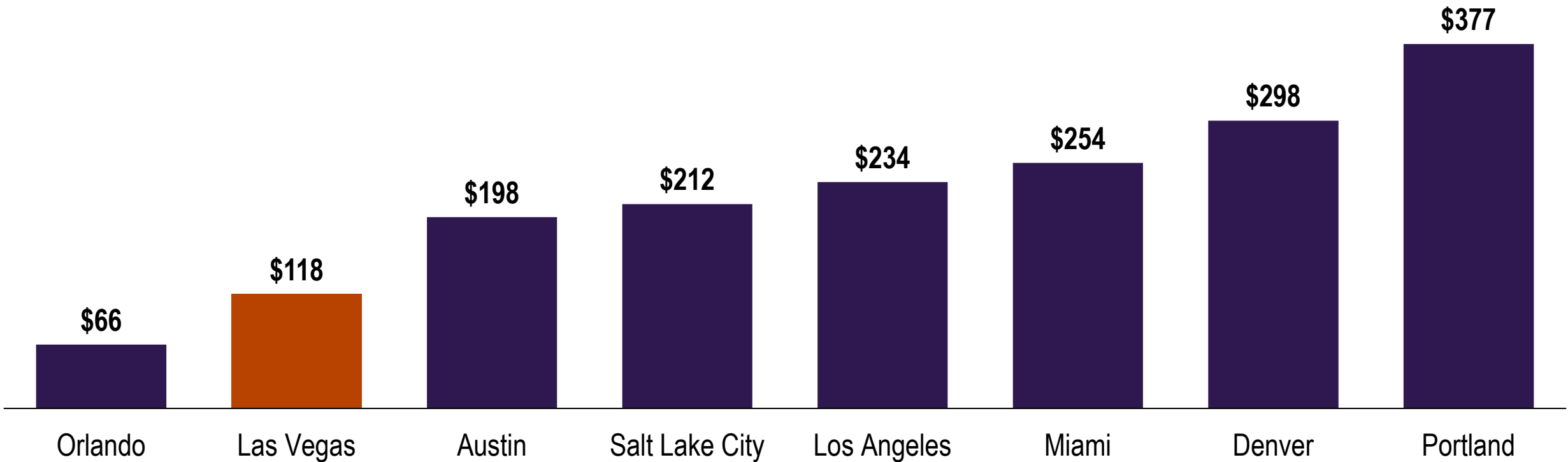
14th

BUSIEST
BUS SYSTEM

PER CAPITA INVESTMENT IN TRANSIT

TOTAL EXPENDITURES | 2019 (PRE-COVID)

\$80 to \$259 Greater Per Capita Spending by Peer Agencies on Transit^[1]



Source: Federal Transit Administration; Applied Analysis. Note: Locations included large western metros most similarly positioned to RTC Southern Nevada. Florida locations were included because of the similarity of its tourism economy to Nevada. Population refers to service area population. [1] With exception of Orlando, FL.

TRANSIT FINANCIAL ASSESSMENT

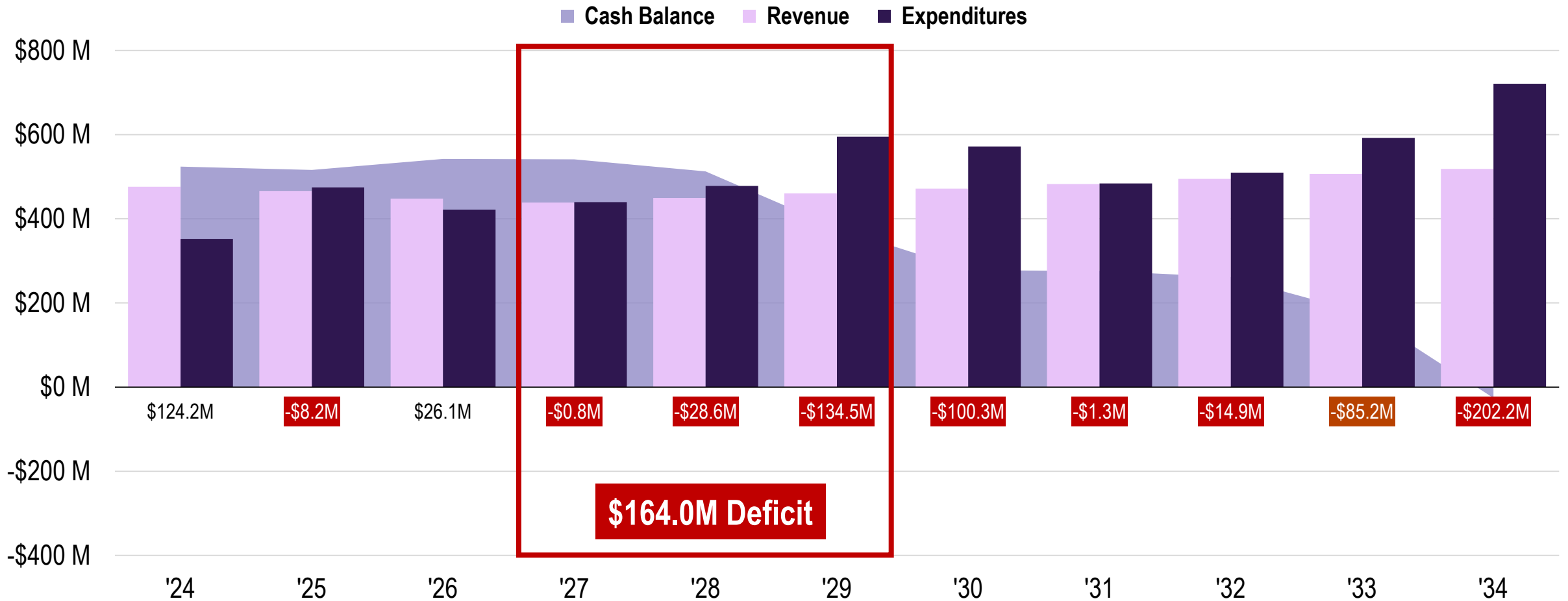
SENATE BILL 341

82ND LEGISLATIVE SESSION (2023)

THANK YOU

RTC CASH BALANCE - TRANSIT

BASELINE



PREVIOUS BUDGET ADJUSTMENTS

- ☒ Deferring Capital Projects
- ☒ Cutting Management/Staff Pay
- ☒ Cutting Contracted Services
- ☒ Implementing a Hiring Freeze
- ☒ Laying Off or Furloughing Workforce

- ☒ Significantly Cutting or Reducing Mobility Service, such as:
 - Transit Routes
 - Senior and Veterans' Services
 - Paratransit Service Area
 - On-Demand Service

Source: RTC of Southern Nevada. Note: Capital projects include bus and land purchases.

REDUCING SERVICES

Should be the last option

TRANSIT

ROADWAYS

OVERVIEW OF ROADWAY AND TRAFFIC MANAGEMENT

8,000

MILES OF
ROADWAY

1,600

SIGNALIZED
INTERSECTIONS

1,000

BICYCLE
FACILITIES

1,129

CCTV
CAMERAS

74

RAMP
METERS

1,626

MILES OF FIBER OPTIC
COMMUNICATIONS
CABLE

CAPITAL IMPROVEMENT PROGRAM (CIP)



LET'S GO JOINT INTERIM GROWTH AND INFRASTRUCTURE COMMITTEE

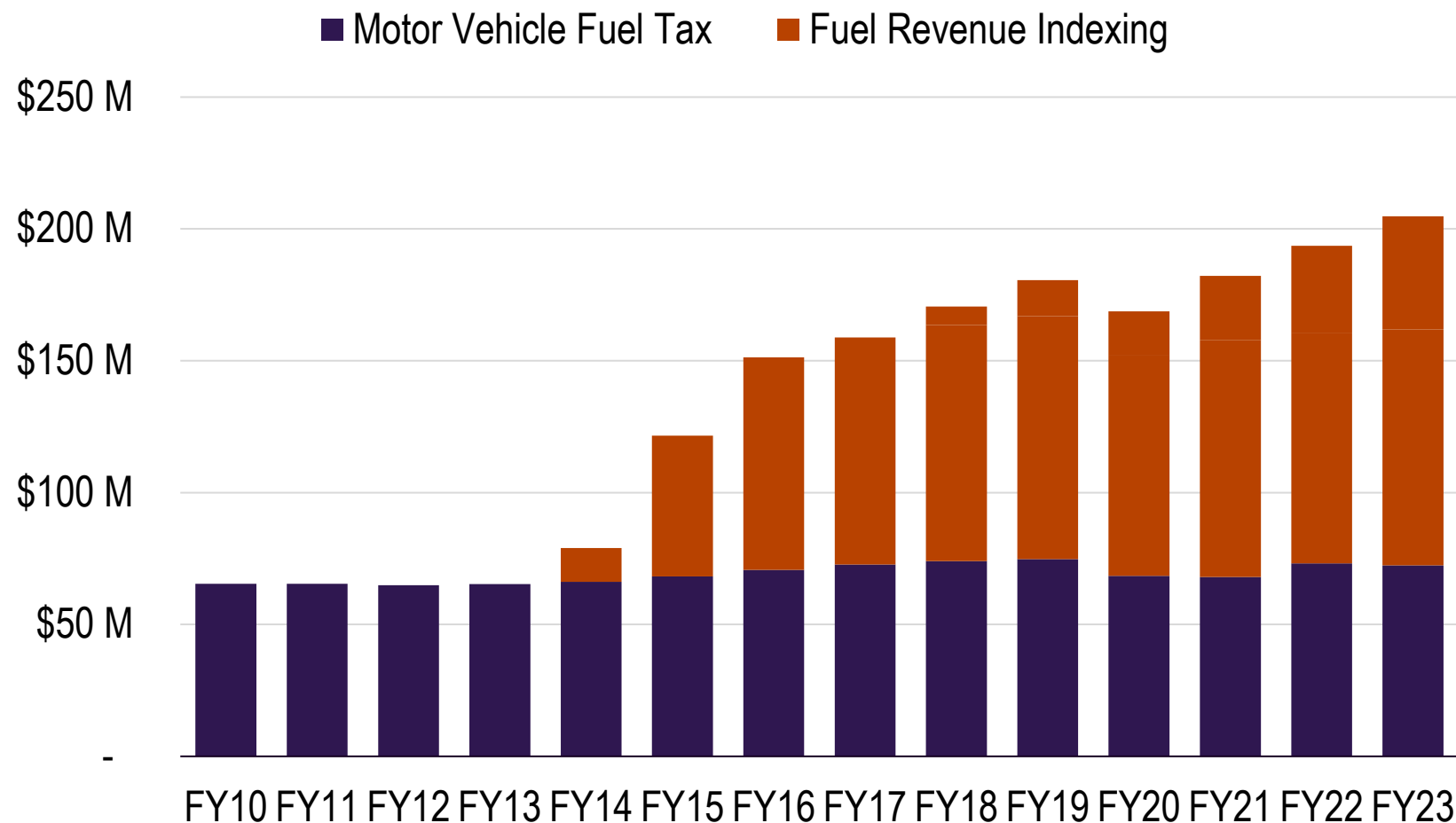
VIDEO

NEW TRAFFIC SIGNAL INSTALLED ON SUNSET AND QUARTERHORSE

ROADWAYS FINANCIAL ASSESSMENT

RTC FUEL TAX COLLECTIONS

ACTUAL

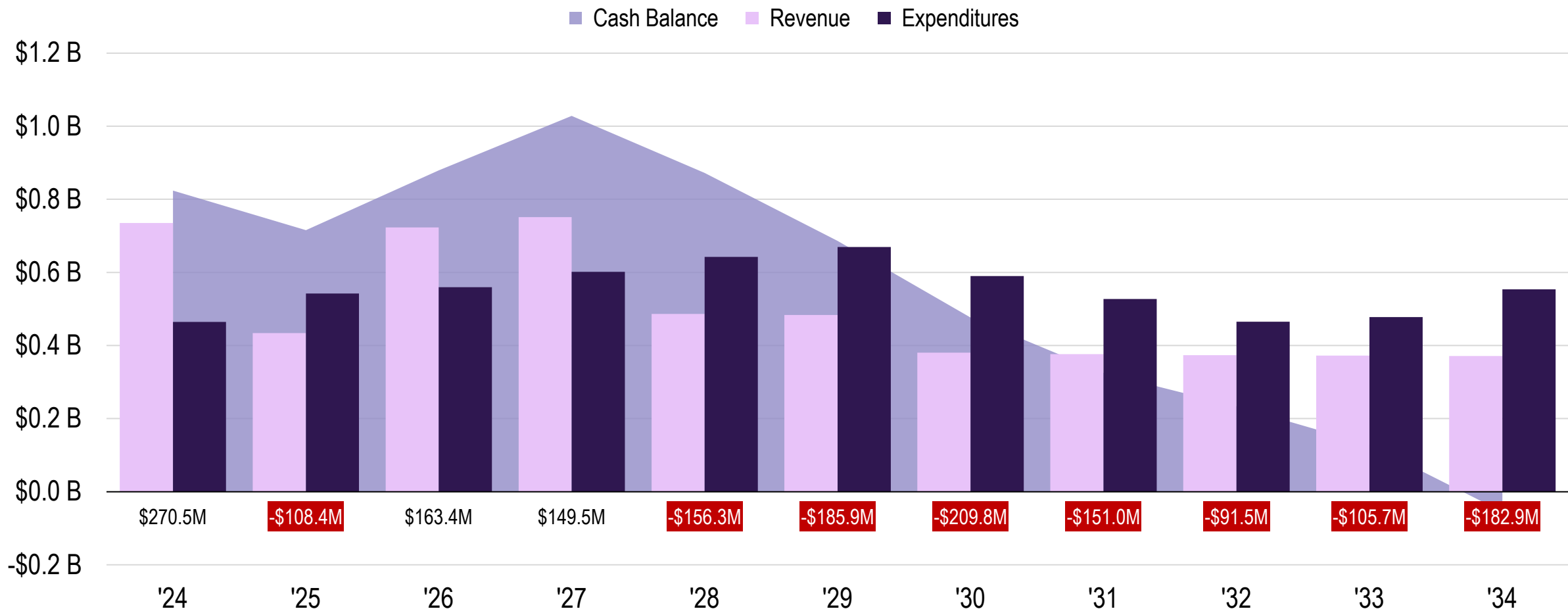


WHILE MOTOR VEHICLE
FUEL TAX REVENUE HAS
REMAINED FLAT FOR
MORE THAN A DECADE,
FUEL REVENUE INDEXING (FRI)
HAS GENERATED
MORE THAN \$900 MILLION
TO HELP FUND
CRITICAL ROADWAY PROJECTS.

Source: Regional Transportation Commission. Totals include revenue for gasoline and special fuels such as diesel.

RTC CASH BALANCE - ROADWAYS

BASELINE



MOVING FORWARD


KEY OPERATING METRICS

CLARK COUNTY POPULATION AND TRAFFIC VOLUMES



Source: UNLV Center for Business and Economic Research; Nevada Department of Transportation

FUNDING CHALLENGES



TAXABLE
GALLONS SOLD

FUEL-EFFICIENT
VEHICLES

ELECTRIC VEHICLE
REGISTRATIONS

DEMAND FOR
MOBILITY OPTIONS



LABOR COSTS

INFLATION

SUPPLY CHAIN

THE RTC AND MOBILITY IN SOUTHERN NEVADA

AND OUR COMMUNITY

A VISION FOR THE FUTURE

POTENTIAL

POLICY

WE HAVE A
PROBLEM NOW,
THAT WILL RESULT
IN A **CRISIS**
LATER IF NOT
ADDRESSED



LET'S GO

JOINT INTERIM GROWTH AND
INFRASTRUCTURE COMMITTEE

WE'RE GOING PLACES. LET'S GO TOGETHER