

Clark County School District



Nevada SB 504 Initiatives

Pre-K

Reading
Centers

Kindergarten

Summer
Academy

CCSD Schools

- The enactment of Senate Bill 504 led to the designation of 14 Zoom Schools in the Clark County School District.
- Schools were selected based on a combination of ELL population and potential for growth.
- The Zoom initiatives have been fully implemented and have energized the staff and students at each school.
- Early data suggest that the program is having a positive impact on student language and literacy at the CCSD Zoom Schools.

CCSD Schools

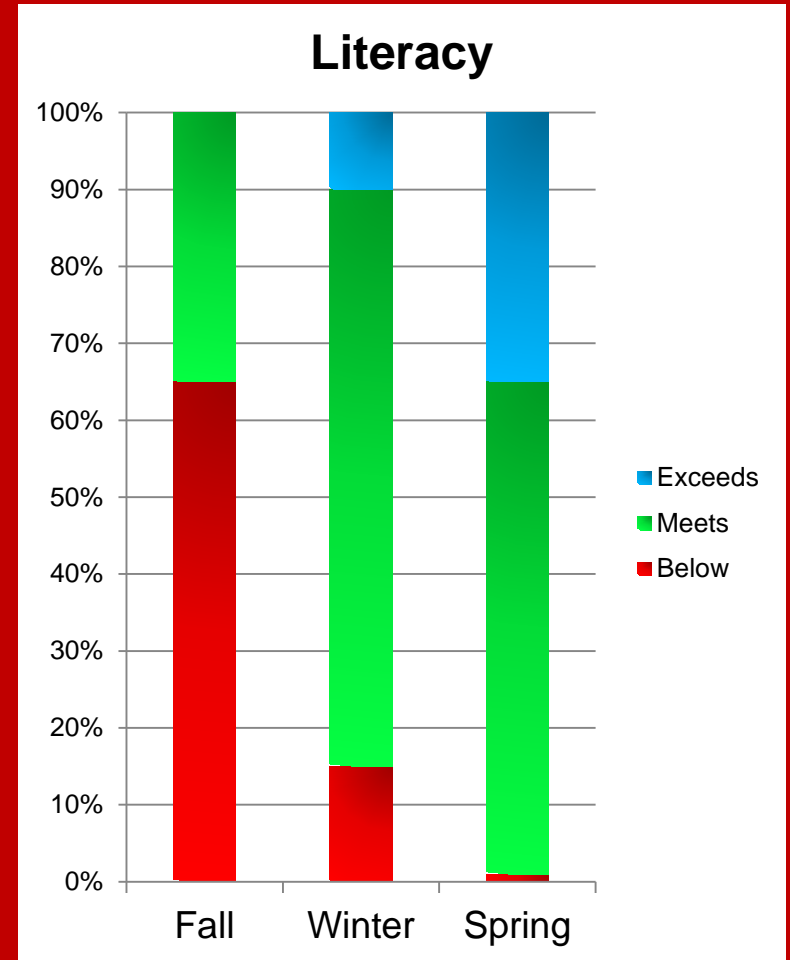
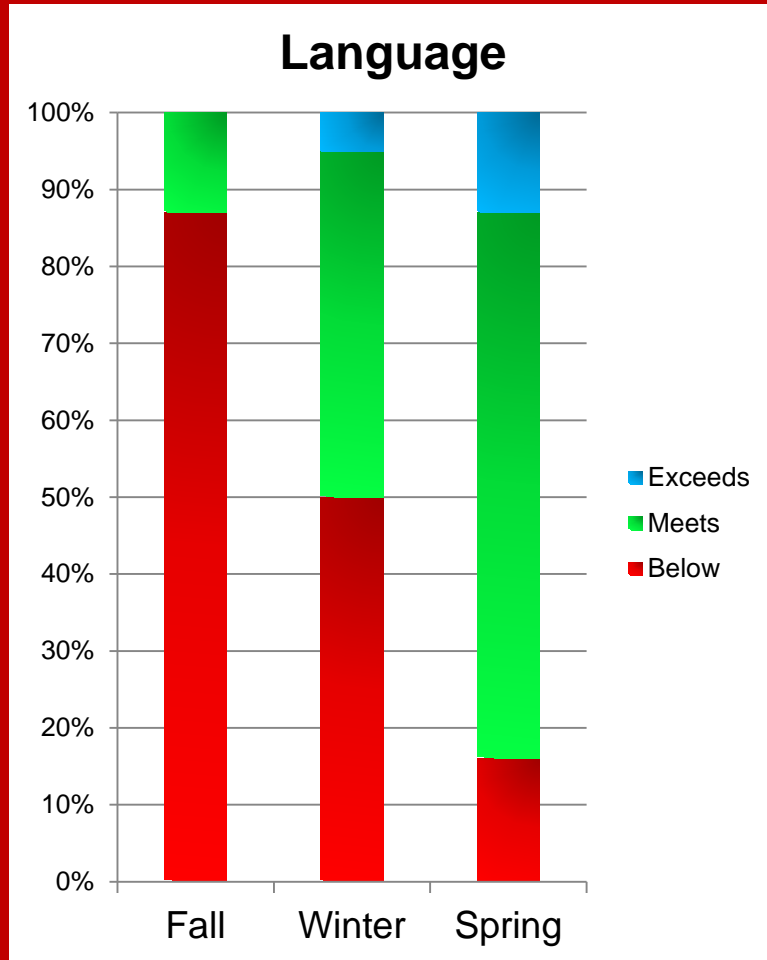
School	11-12 Nevada SPF Rating	12-13 Nevada SPF Rating	Approximate SB 504 Funds Used by School in 13-14	Student Enrollment on 13-14 Count Day (Pre-K not included)	Pre-K enrollment in 13-14	% ELL (Active and Monitored) in 13-14 (Pre-K not included)
Cambeiro ES	1 star	1 star	\$1,000,000	599	34	71.9%
Cortez ES	2 stars	2 stars	\$1,600,000	893	72	61.2%
Craig ES	2 stars	2 stars	\$1,250,000	812	70	62.7%
Detwiler ES	2 stars	3 stars	\$1,200,000	673	93	52.0%
Diaz ES	3 stars	2 stars	\$1,150,000	769	80	61.3%
Herron ES	2 stars	3 stars	\$1,500,000	880	114	82.4%
Lunt ES	2 stars	2 stars	\$950,000	614	64	77.7%
Martinez ES	2 stars	3 stars	\$1,200,000	618	69	59.5%
Paradise ES	2 stars	2 stars	\$1,050,000	646	56	39.2%
Petersen ES	2 stars	2 stars	\$1,250,000	828	78	55.2%
Ronzone ES	2 stars	3 stars	\$1,450,000	955	76	52.5%
Tate ES	2 stars	3 stars	\$1,100,000	705	64	51.1%
Warren ES	2 stars	3 stars	\$1,050,000	675	71	59.5%
Williams (Tom) ES	2 stars	2 stars	\$1,600,000	951	93	71.3%

PRE-KINDERGARTEN

- Approximately 1,000 students enrolled in 2013-2014.
- 28 Zoom Pre-K classrooms
 - These schools had only 18 Pre-K classrooms in 12-13
- 18:2 student to adult ratio
- AM/PM program with 4 instructional days & parent involvement activities on Fridays

PRE-K DATA – MAY 2014

Teaching Strategies GOLD

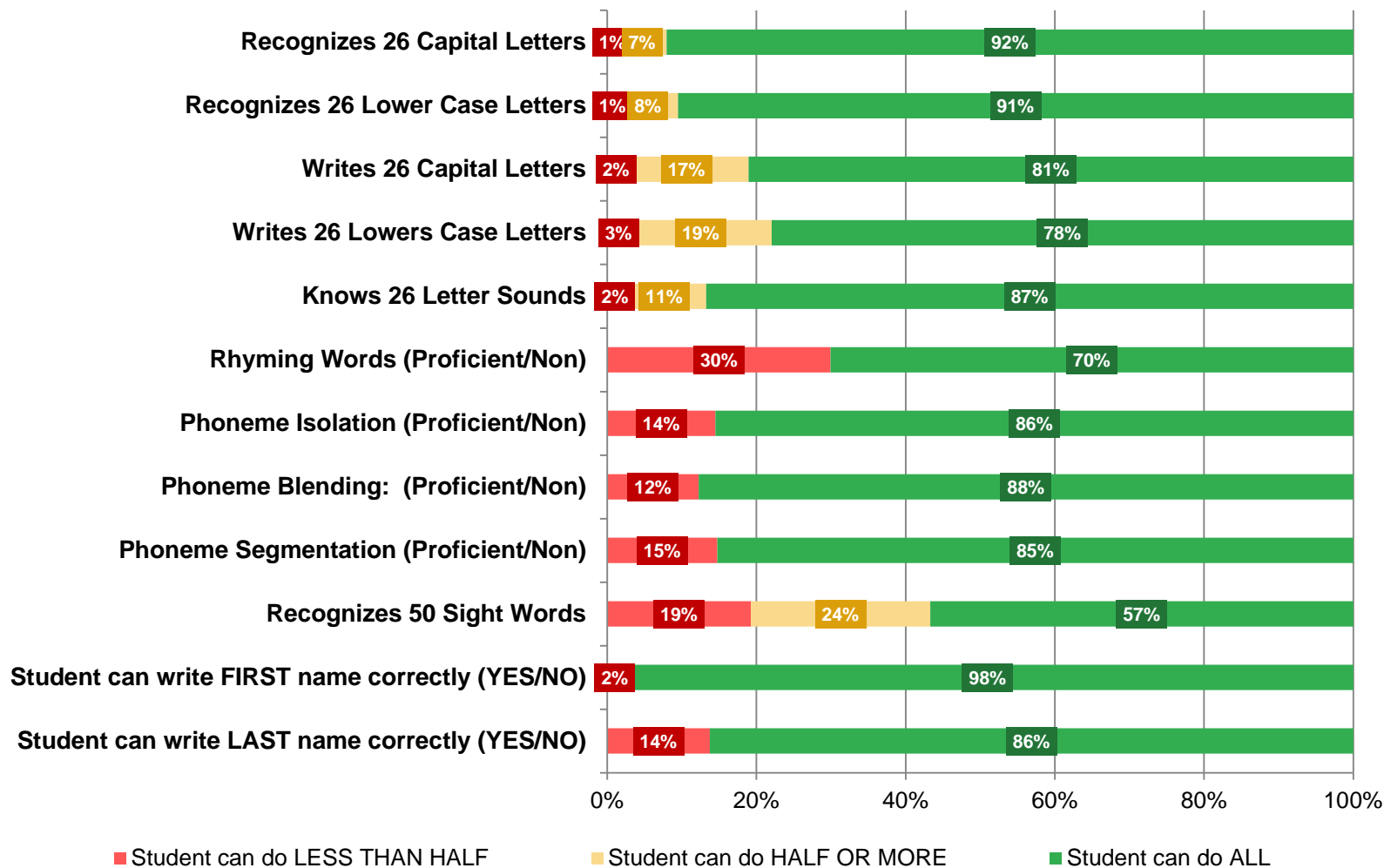


KINDERGARTEN

- Approximately 2,000 students enrolled in 2013-2014
- 90 Zoom Kindergarten classrooms.
- Full-day program restructured to maximize available time for literacy instruction.
- Reduced class sizes with 21:1 student to teacher ratio.

KINDERGARTEN DATA

Essential Skills: End-of-Year



ZOOM READING CENTERS

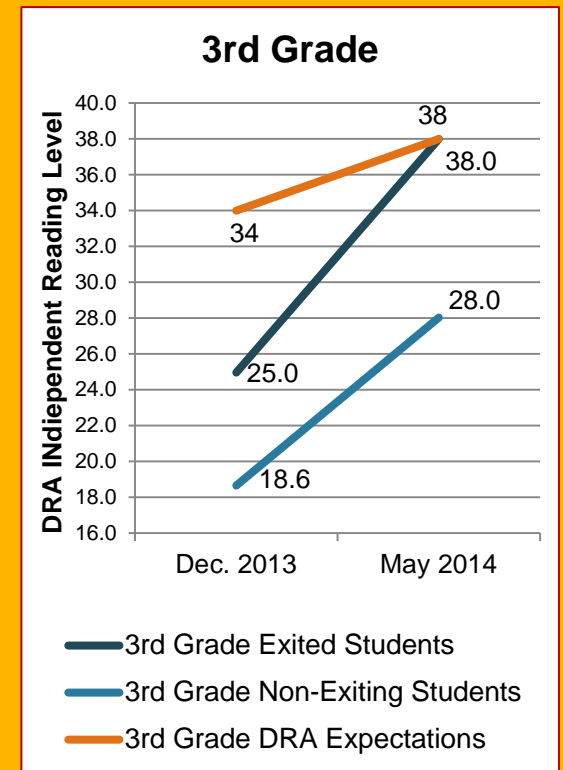
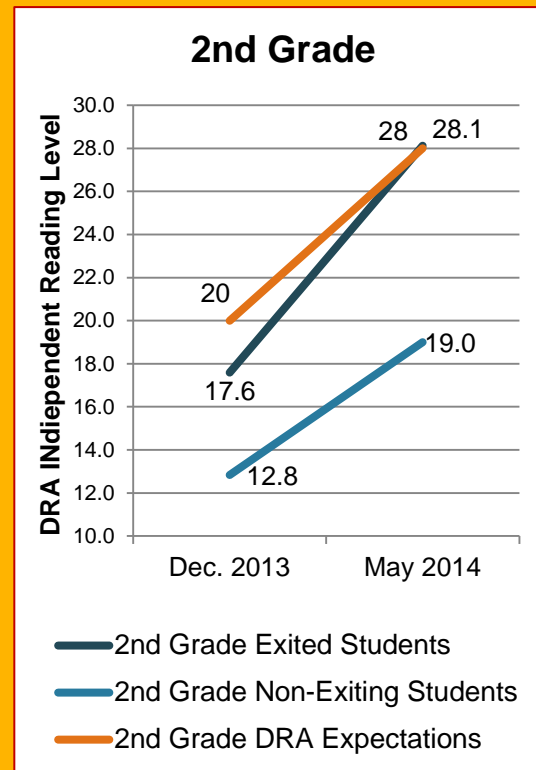
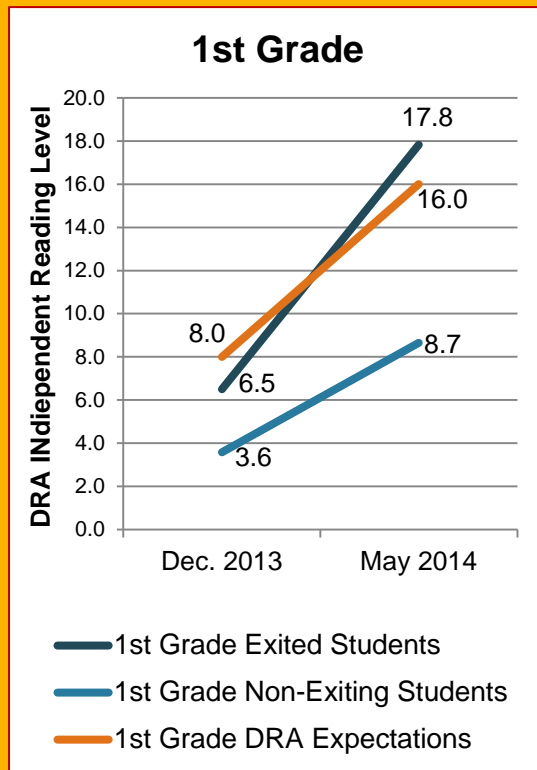
- Over 1,200 students received services in 2013-2014.
- 30 minutes a day of high-impact instructional strategies to support comprehension and vocabulary.
- 1 Zoom Project Facilitator and 3 paraprofessional tutors at each school.
- During the 7 months of operation during 2013-2014 school year, 475 students (39%) exited the reading centers with DRA scores indicating grade level proficiency.

ZOOM READING CENTER DATA

Developmental Reading Assessment (DRA)

Using the DRA scores to determine grade level reading ability, a total of 475 students—69 first graders, 150 second graders, and 256 third graders—were exited from the Zoom Reading Centers during the 2013-2014 school year.

Students who did not exit did, on average, make growth comparable to the DRA expected growth.



SUMMER ACADEMY

- 17 full instructional days, nearly one additional month, for all Zoom School students.
- Nearly 8,600 students attended Summer Academy, which is approximately 75% of the total end-of-year enrollment at Zoom Schools.
- With a focus on intensive Tier 1 instruction, the entire curriculum was created and planned by Instructional Coaches. All plans and materials were provided to teachers.
- The literacy unit for each grade level focused on an engaging topic to maximize student interest.

SUMMER ACADEMY ACTIVITIES



Proven ELL Components at Schools

- Intensive Tier 1 Instruction
- Early Literacy Instructional Practices
- Literacy and Language
 - Vocabulary
 - Comprehension
 - Writing across the curriculum
- Extended School Year
- Parent & family connection
- Consistent Research-Based Staff Development

RECOMMENDATIONS

- Allow SB 504 funds to be used for **Professional Development** costs.
- Allow SB 504 funds to be used for **Parent Engagement** costs.
- Increase SB 504 funding to allow for the expansion of the Zoom School initiatives.
 - 17 additional schools in Clark County meet the selection criteria of being a 2-star school with an ELL population of 35% or greater.