

Clark County School District

“Reclaim Your Future”

Pat Skorkowsky
Associate Superintendent




“All our efforts have one purpose. It is to ensure all students are ready by exit.”

- Superintendent Dwight D. Jones

20,596 Incoming 12th Grade Students

7,430 of these students are in reach - need credits and/or HSPE.



10,766 of these students have passed the HSPE and are on track to graduate.

2,400 of these students are credit deficient more than 3 credits and most likely have not passed the HSPE.

Results Matter



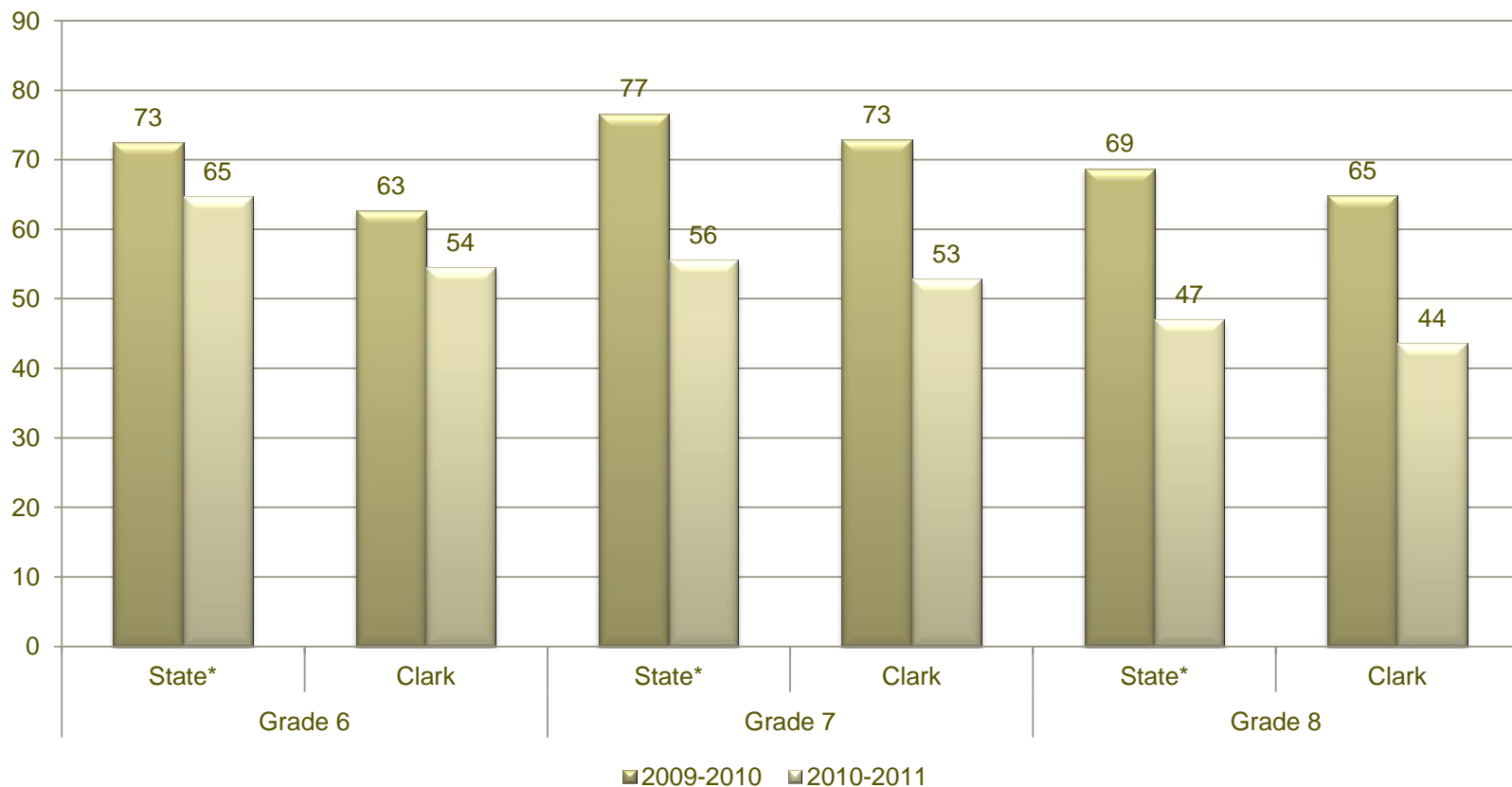
Proficiency Rates Greater Concern & Greater Urgency

- First time pass rate for the HSPE in reading for last year's 10th graders was only 47.7%, declining from 77.6% as more rigor was introduced.
- Math and science were only slightly better at 52.4% and 52.3%, respectively.
- There are 14,074 incoming 11th graders who did not pass proficiency exam last year and/or are behind in credits.

Results Matter



Middle CRT **Reading** Performance Clark County Compared to Other Counties







*All counties except Clark

Students Matter Most



HIGH SCHOOL STUDENTS

	Total Number 9/16/11	On Track to Graduate	Goal	Targeted Student	Current Number Support	Current Number Accelerate	Measure
12th	20,551	On Track (with Support)	Graduate All Students with a Standard Diploma/Advanced Diploma/Advanced Honors Diploma	Credit Deficient Non Proficient NHSPE Combination	9,832		Graduation
		On Track and Accelerated	Increase the Performance of Students in AP Courses	AP Students		10,322 (with 11 th)	3/4/5 on AP Exam
11th	22,696	On Track (with Support)	All Students on Track for Graduation	Credit Deficient Non Proficient NHSPE Combination	14,074		Number of Incoming 12 th Grade Students on Track
		On Track and Accelerated	Increase the Performance of Students in AP Courses	AP Students		10,322 (with 12 th)	3/4/5 on AP Exam
10th	22,950	On Track (with Support)	All Students on Track for Graduation	Credit Deficient Non Proficient NHSPE Combination	TBD		Number of Incoming 11 th Grade Students on Track
		On Track and Accelerated	Increase the Participation of students in AP Courses	PSAT Identified Students		TBD	Number of 11 th Grade Students Enrolled in AP Courses
9th	23,257	On Track (with Support)	Increase the Number of Students Ready to Pass the NHSPE	Non proficient State CRT 8 th grade students	13,599		First Time Pass Rate on 10 th Grade NHSPE
		On Track and Accelerated	Increase the Participation and Performance of Students in Geometry s	Incoming 8 th Graders		2,300	Enrollment Numbers in Geometry Pass Rate in Geometry

Expectations Matter



A Closer Look at AP Data

	<u>Miami-Dade School District</u>	<u>Clark County School District</u>
Total Enrollment	347,133	308,373
# of Students Participating in AP	23,219	10,412
Total Exams *Sections of AP	39,406*	12,108 *16,900

Students Matter Most



Reclaim Your Future (9-10-11)

- 9 High Schools Participated
- 292 Volunteers
 - Elected (Local & State)
 - CCSD
 - Community
 - Miss Nevada (Alana Lee)
- Individual Plan for Student to Graduate

Reclaim Your Future



- Approximately 1,165 students were targeted as a “No Show.”
- Over 600 students were contacted prior to the event.
- Approximately 500 additional students enrolled in school prior to the event.
- Identified homes were visited and resulted in 31 students returning to school.

Adults Matter



Investment in Our Talent

Professional Development

- **Growth Model**
- **Inform**
- **Common Core State Standards**
 - Elementary Academies
 - Literacy
 - Mathematics
 - Middle School Academies
 - Adolescent Reading
 - Mathematics
 - High School Seminars
 - Algebra I and Geometry Honors
 - English Language Arts
 - Curriculum Engine
- **Advanced Placement**
 - Pre-Advanced Placement
- **Quality Leadership Resources, Inc. with Academic Managers**

Accountability Matters



Clear and Transparent

- **PERFORMANCE FRAMEWORK**
 - GROWTH, STATUS, GAPS
 - Increased Number of Students Catching-up and Moving-up
 - Increased Number of Proficient Students
 - No Student Left Behind
- **GROWTH MODEL**
- **AUTONOMOUS ZONE**
 - Acknowledge Results
 - Set the North Star
 - Build on Success
- **PERFORMANCE ZONES**

Expectations Matter



Academic Achievement

Everyone Moves Forward!

- On-Track with Supports
 - *Catch-up*
- On-Track and Accelerated
 - *Move-up*

Hard Work Matters



On-Track with Supports *Catch-up*

- The **Graduation Initiative** targeted 7,430 non-proficient and/or credit deficient 12th graders with additional support.
- Proficiency Academies for Student Success (PASS)** targeted 45,755 non proficient 4th – 8th grade students. (January 2012)
- Resource were aligned** to staff high schools, middle schools, and Title I elementary schools at 100%. Non-Title I elementary schools were staffed at 98% vs. 97% for the last 3yrs.
- Literacy Initiative** focused on Pre-K through 3rd grade.
- Credit recovery programs** implemented.

On-Track and Accelerated *Move-up*

- **Common Core State Standards** implemented in the 2011-12 school year, including the review of middle and high school course offerings.
- **Summer program** planned for incoming 6th and 9th graders to prepare them for Common Core course work. (Summer 2012)
- Increased **Advance Placement (AP) Course** offered and decreased remedial courses offered. (Fall 2012)
- Increased rigor in middle schools with the addition of **IB, STEM, and Spring Board**. (22 Schools Targeted for Fall 2012)
- **Math Initiative** targeted at grades 4th and 5th to prepare students for pre-algebra by 7th grade. (Summer 2012)

Hard Work Matters



Middle School MUST be Rigorous

Project Lead The Way – Gateway to Technology (GTT)

•Throughout Gateway to Technology, students acquire knowledge and skills in problem solving, teamwork and innovation as well as explore STEM careers. Taught in conjunction with a rigorous academic curriculum, the program is divided into six, nine-week independent units.

International Baccalaureate Middle Years Program – IBMYP

•The MYP framework places the student at the center, with a structure that encourages teachers to work to engage students in meaningful, challenging, and rigorous study that incorporates a range of skills, attitudes, and values.

SpringBoard, from College Board

•SpringBoard is the foundational component for the College Board's College Readiness System, offering a proven Pre-AP program that increases participation and prepares a greater diversity of students for success in AP, college and beyond – without remediation.

Students Matter Most



BY Performance Zone
BY School
BY NAME!

Non-Proficient with 17 plus credits as of 6/24/11

Performance Zone	School	# of Students
	Arbor View HS	115
	Centennial HS	148
	NW CTA	39
	Shadow Ridge HS	107
	Virgin Valley HS	37
1 Total		446
	Legacy HS	206
	Mojave HS	156
2 Total		362
	A Tech	10
	Cimarron-Memorial HS	144
	VT CTA	23
	West Prep at West Hall	30
	Western HS	145
3 Total		352

By Name: **Dylan** needs to pass NHSPE Math

By Performance Zone: 446 Students

By School: Cimarron 144 Students

Students Matter Most



Reclaim Your Future (1/28/12)

- 10 High Schools Participated
- Refined Focus
 - “No Shows”
 - Excessive Absences
- Refined Statistics/Data Reporting
- 351 Total Volunteers (125 Community)
- Individual Plan for Student to Graduate

Reclaim Your Future



Homes Visited for "No Show" Students	119
NS - "Sorry We Missed You" Cards	62
Homes Visited for Excessive Absences	227
EZ - "Sorry We Missed You" Cards	77
Vacant Homes or Wrong Addresses	59
Face to Face with Identified Student	78
Face to Face with Family Member	91
Face to Face with Other Occupant	42
Student Made a Commitment to Return	56
Students Declined to Return	3

Results Matter



- As a result of CCSD efforts to “Reclaim Your Future,” 2,542 Seniors passed the HSPE.
- Of the 7,430 “Targeted Students” at the beginning of the year
 - 3,500 are on track to graduate
 - 2,500 are behind in one (1) subject area.

Hard Work Matters



Long-Term Solutions

