

Senate Bill 128

(First Reprint)

Governor Guinn Millennium Scholarship

Section 1

- Increases the minimum credit load for eligibility purposes from 6 to 9 credits at the community colleges (minimum at the 4-year institutions to remain the same at 12 credits)

Section 3

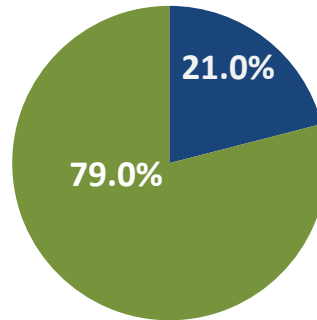
- Increases the maximum credit load for funding purposes from 12 to 15 credits for all institution types



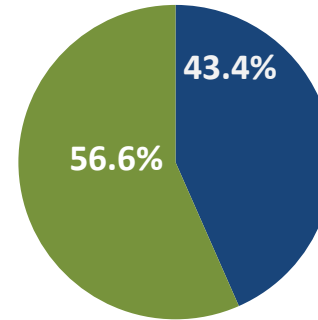
NSHE Graduation Rates by Credit Load

NSHE 4-Year Institutions – Fall 2004 Cohort

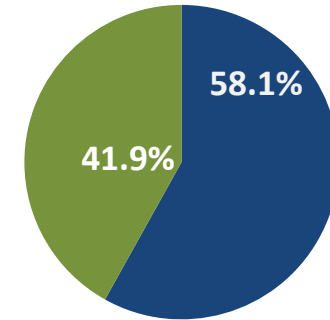
< 12 Credits



12 - 14 Credits



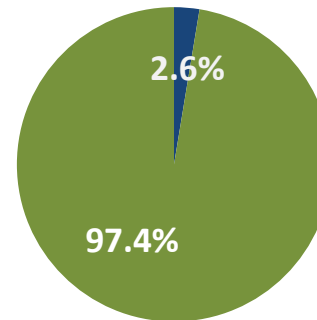
15+ Credits



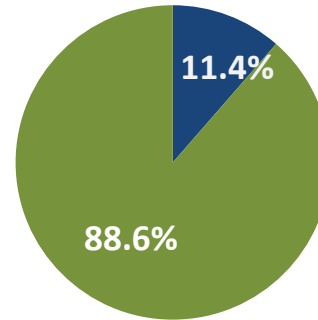
NOTE: Fall 2004 cohort, first-time, degree-seeking students, who earned a bachelor's degree within 200% time to degree at a 4-year institution. Enrollment load based on first term.

NSHE 2-Year Institutions – Fall 2008 Cohort

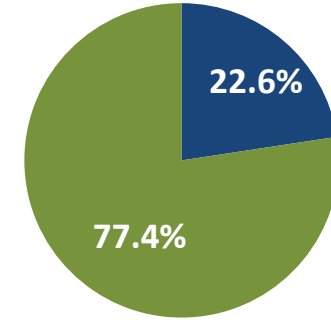
< 12 Credits



12 - 14 Credits



15+ Credits



■ % Graduated
■ % Not Graduated

NOTE: Fall 2008 cohort, first-time, degree seeking students who earned a certificate or associates degree at a community college within 200% time to degree. Enrollment load based on first term.

NSHE Graduation Rates by Credit Load and Ethnicity

Regardless of race or ethnicity, undergraduate students who are enrolled full-time are more likely to graduate from college.

4-Year NSHE Institutions – Fall 2004 Cohort

	First-term Enrollment Load		
	<12	12-14	15+
American Indian or Alaskan Native	0.0%	54.5%	52.6%
Asian or Pacific Islander	40.0%	41.8%	57.3%
Black Non-Hispanic	0.0%	34.7%	51.2%
Hispanic	21.4%	36.7%	48.9%
White Non-Hispanic	19.1%	45.9%	60.5%

2-Year NSHE Institutions – Fall 2008 Cohort

	First-term Enrollment Load		
	<12	12-14	15+
American Indian or Alaskan Native	0.0%	9.1%	33.3%
Asian or Pacific Islander	3.9%	11.9%	25.6%
Black Non-Hispanic	1.9%	5.0%	10.3%
Hispanic	2.8%	14.2%	19.3%
White Non-Hispanic	2.8%	11.5%	23.3%

NOTE: Fall 2008 cohort who earned a certificate or associates degree at a community college within 200% time to degree; Fall 2004 cohort who earned a bachelor's degree within 200% time to degree at a 4-year institution. Enrollment load based on first term.

Data: Cohort GPA by Academic Preparation

		NSHE 2-Year Institutions	NSHE 4-Year Institutions
Remedial English / Math Enrollment Groups	Credit Load	GPA (cohort)	GPA (cohort)
College	< 12	2.61	2.37
	12 to < 15	2.68	2.75
	15+	2.78	2.98
Remedial	< 12	2.30	2.05
	12 to < 15	2.38	2.40
	15+	2.60	2.53

NOTE: Fall 2008 cohort of first-time, degree-seeking freshmen.

Regardless of academic preparation, students enrolled full-time have higher grade point averages.

National Perspective

National Center for Education Statistics

- Undergraduates enrolled full-time – 30 or more credits completed in first year – are more likely to graduate on time than students who completed fewer credits per year.

Source: National Beginning Postsecondary Student Survey, 2004-09

- Withdrawal rates are lower for full-time students. One-third of part-time students withdrew in their first year.

Source: NCES Report 2011-12