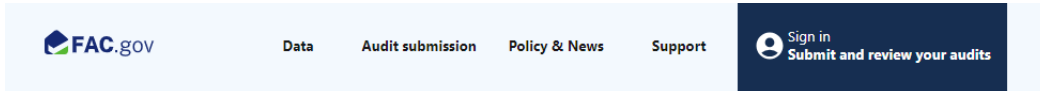


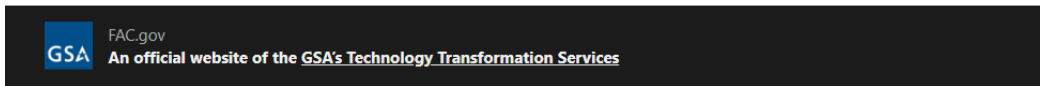
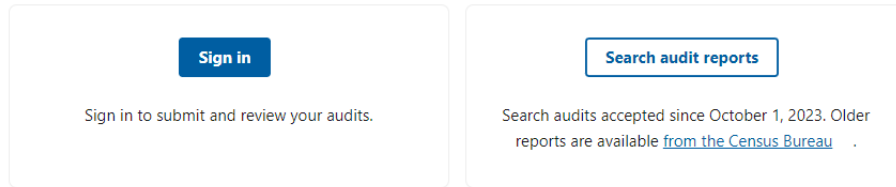
How to Obtain Single Audit Reports Using the Federal Audit Clearinghouse Website

1. Navigate to the [Federal Audit Clearinghouse](#). Click the link “Search audit reports”.



The Federal Audit Clearinghouse (FAC) is the place to submit and review federal grant audits.

When an organization spends \$750,000 or more in federal grant funds in a given year, they are required to submit an audit.



2. Select **2022** under “Audit Year.”

The screenshot shows the FAC.gov search interface. At the top, there is a navigation bar with links for Data, Audit submission, Policy & News, and Support, along with a sign-in button. Below the navigation bar, the OMB# 3090-0230 and expiration date 09/30/2026 are displayed. The main content area is titled "Search single audit reports". On the left, there is a "Filters" sidebar with a search bar and a "Reset Search" button. The "Audit Year" filter is expanded, showing a list of years from 2016 to 2023, with 2022 selected. Below the "Audit Year" filter, there are empty input fields for "UEI or EIN" and "Assistance Listing Number (formerly CFDA)". The main search results area is empty, displaying a large arrow icon and the text "No results found." Below this, there are three informational sections: "Searching the FAC database", "Sorting", and "Summary reports".

3. Type “**STATE OF NEVADA**” into the “Name (Entity, Auditee, or Auditor)” field and click the “Search” button at the bottom of the screen.

The screenshot shows the FAC.gov search interface with the filters filled out. The "Name (Entity, Auditee, or Auditor)" field contains "STATE OF NEVADA". The "FAC acceptance date" section has "Start date" and "End date" fields, both empty. The "Cognizant or Oversight" section has a "Select one" dropdown menu with "- Select -" selected. The "Federal agency number" field is empty. The "State" section has a "State" dropdown menu with "- Select -" selected. At the bottom of the filters, there is a "Search" button and a "Reset Search" button. The main search results area is empty. At the bottom of the page, there is a footer with the GSA logo and the text "FAC.gov An official website of the GSA's Technology Transformation Services".

4. Select “View” or “PDF” to download the Statewide Single Audit for fiscal year 2022.

The screenshot shows the FAC.gov website interface for searching single audit reports. The top navigation bar includes links for Data, Audit submission, Policy & News, Support, and a login button. A user is logged in as 'SOP IN' with the text 'submit and review your audits'. A system message at the top indicates 'CMIF 3096-0338 Exp: 05/30/2026'. On the left, a 'Filters' sidebar shows an 'Audit Year' dropdown menu with options from 2016 to 2023, where 2022 is selected. The main content area is titled 'Search single audit reports' and contains informational text about searching the FAC database, sorting options, and summary reports. Below this text, it shows 'Results: 2' and 'showing 20 per page'. A table lists the search results with columns for Name, UEI or EIN, Acc Date, AY, Cag or Over, View, and PDF. One result is shown for 'STATE OF NEVADA' with UEI 'Y6NQLK19578', Acc Date 'Feb. 13, 2024', AY '2022', and Cag or Over 'COG-93'. The View and PDF columns for this entry contain icons for viewing and downloading the report.

| Name | UEI or EIN | Acc Date | AY | Cag or Over | View | PDF |
|-----------------|-------------|---------------|------|-------------|------|-----|
| STATE OF NEVADA | Y6NQLK19578 | Feb. 13, 2024 | 2022 | COG-93 | | |

Note: The Single Audit Report for the fiscal year ended June 30, 2022, will be posted to the LCB Audit website once the report is presented to the Audit Subcommittee at a future date.