








 Legislative Counsel Bureau, GIS  
March 2011

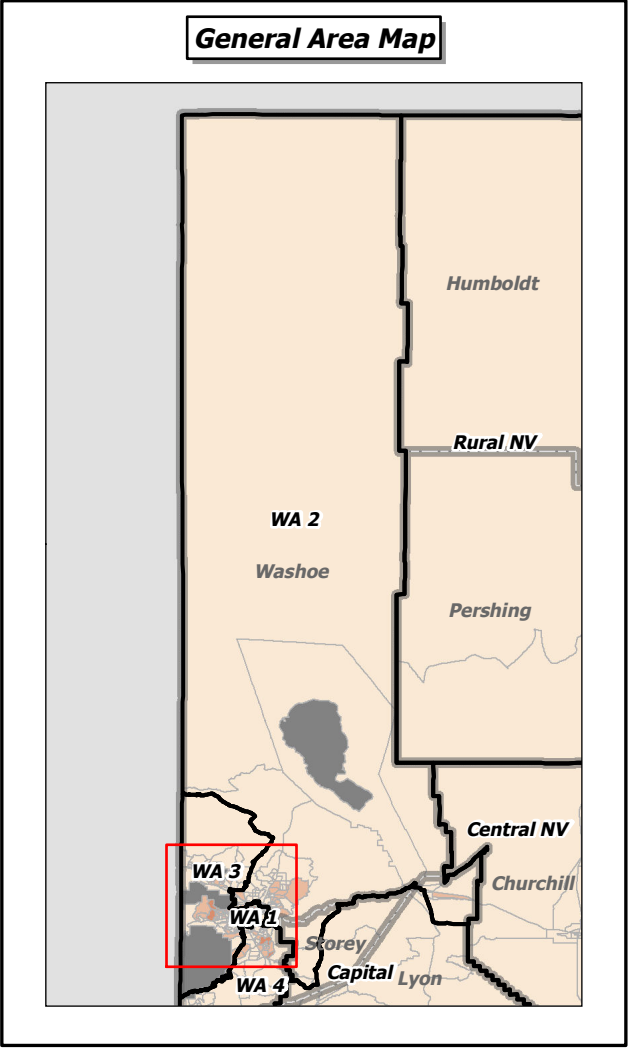
# Western Nevada Senatorial Districts 2010 Asian Alone Population



| District | Current Member<br>Representing District | 2010 Asian<br>Alone* | Percent of 2010<br>Total |
|----------|---|----------------------|--------------------------|
| Washoe 1 | Leslie                                  | 5,369                | 5.8%                     |
| Washoe 2 | Gustavson                               | 5,811                | 4.2%                     |
| Washoe 3 | Brower                                  | 6,073                | 5.3%                     |
| Washoe 4 | Kieckhefer                              | 5,153                | 4.7%                     |

**Legend**  
 Senatorial Districts

**Asian Alone Population  
by Block Groups**  
 1001 - 1742  
 501 - 1000  
 251 - 500  
 101 - 250  
 1 - 100  
 Zero or No Data



Note: The population database is derived from the 2010 Census Public Law 94-171 Redistricting Data as provided by the U.S. Bureau of the Census and validated by the Legislative Counsel Bureau.  
\*Racial population data is based on self-identification. Respondents have the option of selecting one or more races.