

Demographic Profile of Nevada Assembly District No. 5* of the 77th Session (2013)



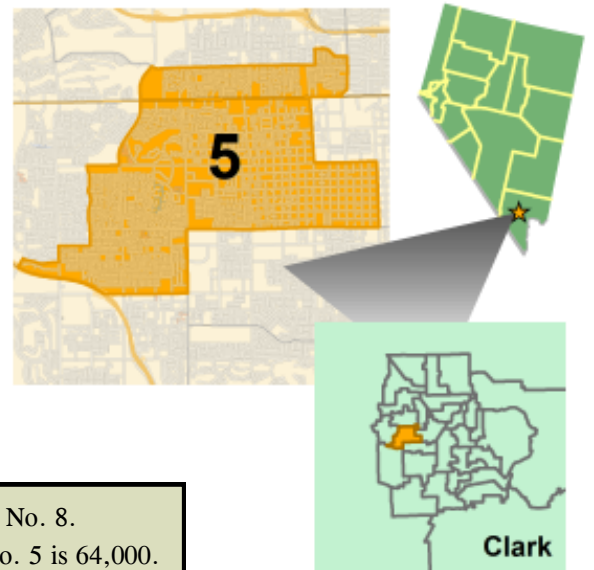
Assemblywoman Marilyn Dondero Loop

Democrat

Marilyn.DonderoLoop@asm.state.nv.us

(702) 556-0224 (C)

(702) 240-7995 (F)



Assembly District No. 5 is nested within Senate District No. 8.
Total population from the 2010 Census for Assembly District No. 5 is 64,000.

Race and Ethnicity**

| Race/Ethnicity | Assembly District No. 5 | Nevada |
|--------------------|-------------------------|--------|
| White | 72.5% | 73.5% |
| Black | 8.2% | 8.0% |
| AIAN | 0.5% | 1.1% |
| Asian | 11.6% | 7.1% |
| NHOPI | 0.4% | 0.6% |
| Some Other | 2.6% | 6.2% |
| Two or More | 4.2% | 3.6% |
| Hispanic or Latino | 17.6% | 26.1% |

Age Distribution

| Age Range | Assembly District No. 5 | Nevada |
|-----------|-------------------------|--------|
| < 5 | 4.8% | 7.0% |
| 5-17 | 15.1% | 17.7% |
| 18-39 | 29.7% | 30.9% |
| 40-59 | 30.4% | 26.9% |
| 60-74 | 14.1% | 12.7% |
| > 74 | 6.0% | 4.6% |

Household Income

| Income | Assembly District No. 5 | Nevada |
|-------------------|-------------------------|--------|
| < \$25,000 | 17.2% | 19.5% |
| \$25,000-34,999 | 11.7% | 10.6% |
| \$35,000-49,999 | 15.1% | 14.3% |
| \$50,000-74,999 | 20.1% | 20.6% |
| \$75,000-99,999 | 11.3% | 13.7% |
| \$100,000-149,999 | 13.4% | 13.4% |
| \$150,000-199,999 | 5.2% | 4.3% |
| > \$199,999 | 5.9% | 3.6% |

Educational Attainment (25 Years and Older)

| Education Level | Assembly District No. 5 | Nevada |
|------------------------|-------------------------|--------|
| No High School Diploma | 11.4% | 15.7% |
| High School Graduate | 28.4% | 29.2% |
| Associate's Degree | 35.1% | 32.9% |
| Bachelor's Degree | 16.0% | 14.7% |
| Graduate Degree | 9.0% | 7.4% |

Veteran Status

| Veteran Type | Assembly District No. 5 | Nevada |
|--------------------|-------------------------|--------|
| Gulf War 1990-2011 | 17.1% | 22.3% |
| Other Wartime | 60.8% | 51.8% |
| Peacetime | 22.1% | 25.9% |

Employment By Industry—Top Five

| Industry | Assembly District No. 5 | Nevada |
|------------------------|-------------------------|--------|
| Accommodation and Food | 17.3% | 15.2% |
| Professional | 12.7% | 9.5% |
| Retail | 11.9% | 10.8% |
| Finance/Real Estate | 8.7% | 5.8% |
| Health Care | 8.4% | 7.9% |

Home Occupancy Status

| Status | Assembly District No. 5 | Nevada |
|-----------------|-------------------------|--------|
| Owner Occupied | 54.6% | 59.1% |
| Renter Occupied | 45.3% | 40.8% |
| Vacant | 14.7% | 14.9% |

Active Voters by Party†

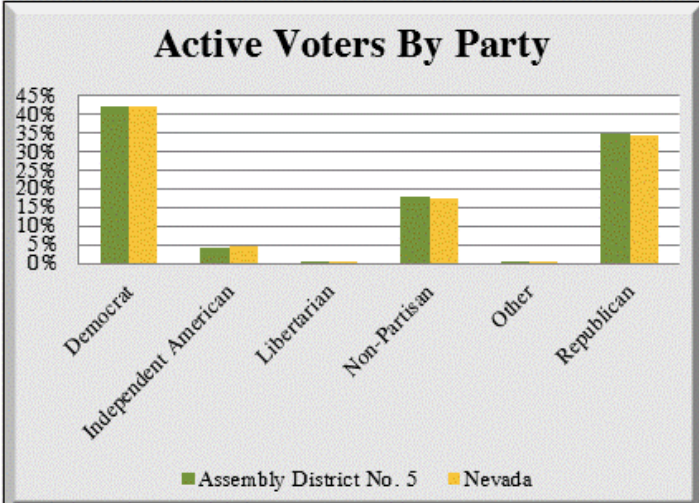
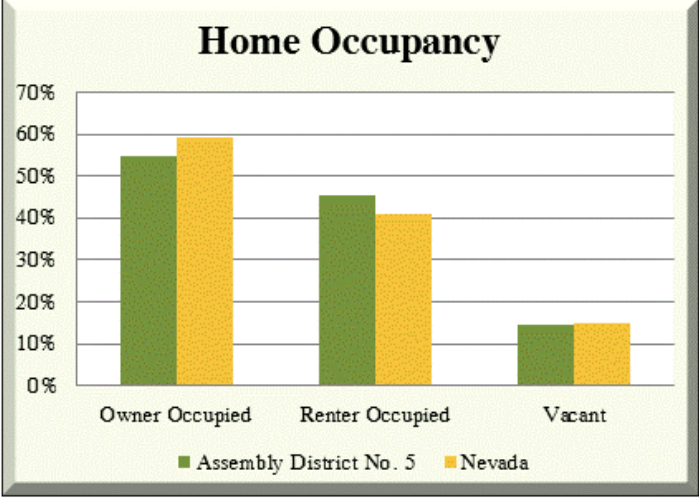
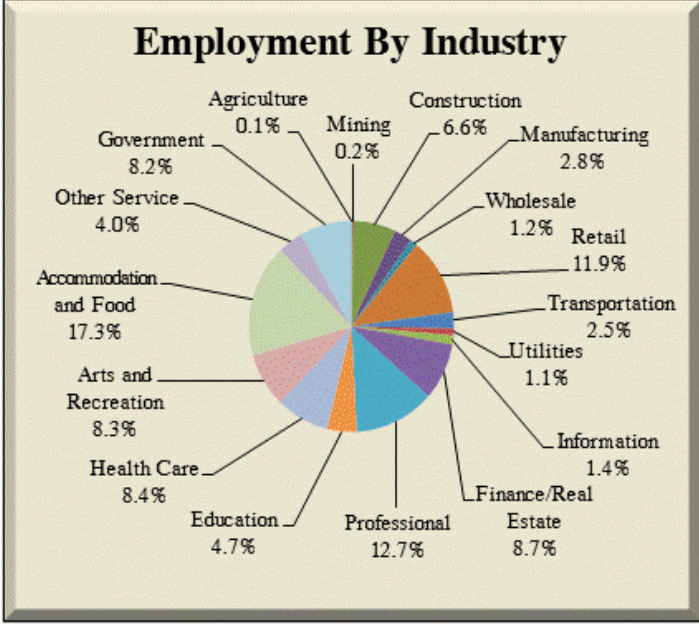
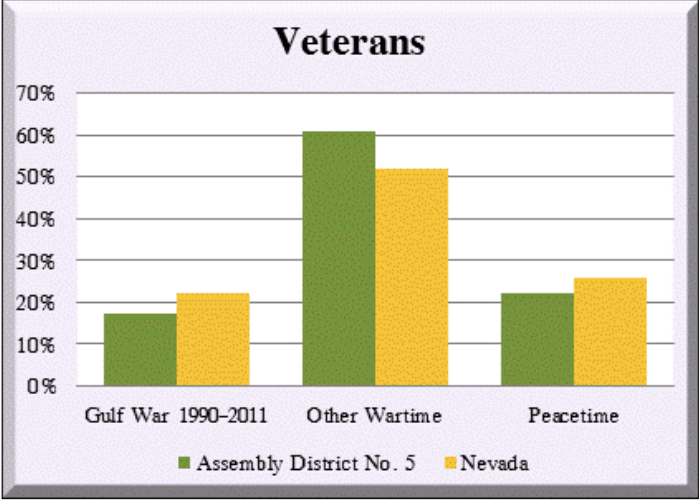
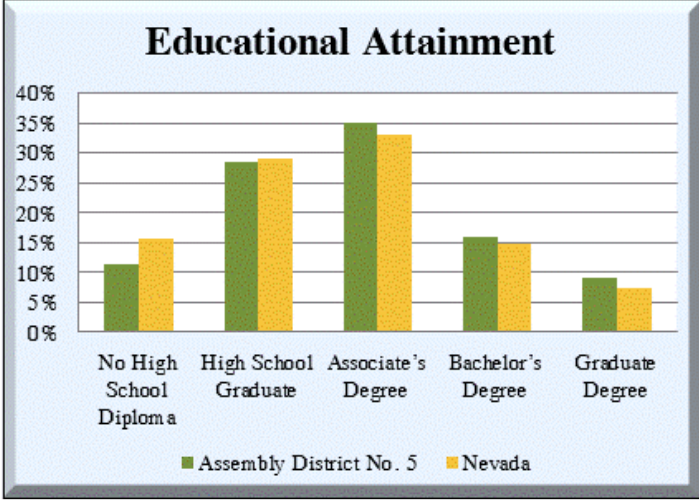
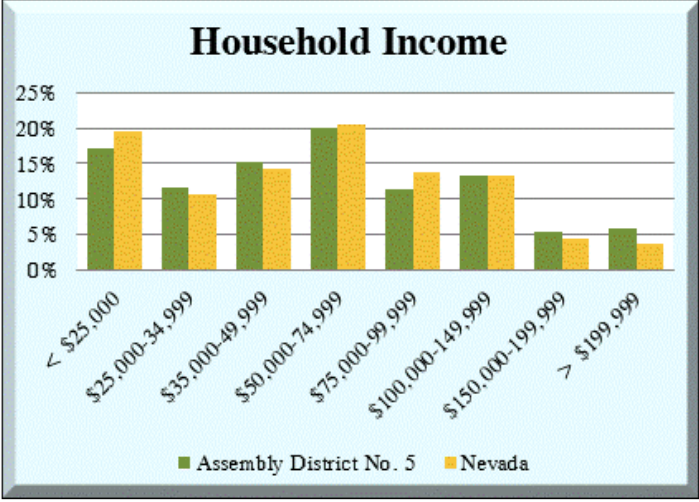
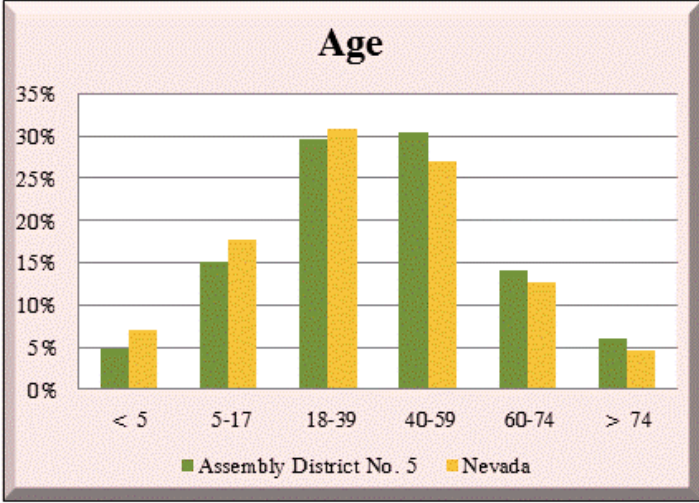
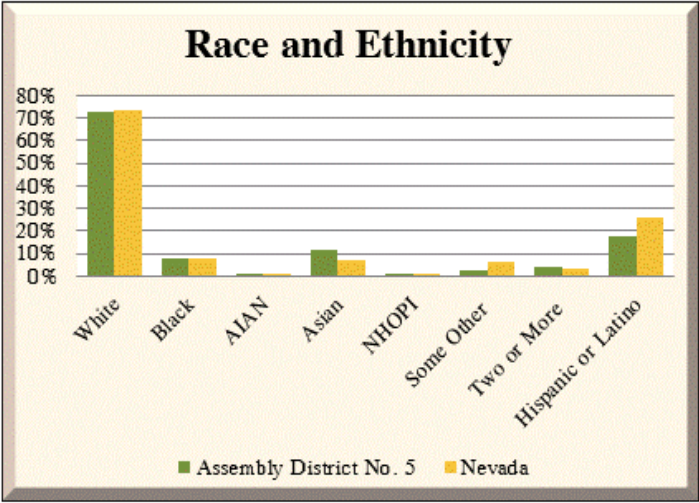
| Party | Assembly District No. 5 | Nevada |
|----------------------|-------------------------|--------|
| Democrat | 42.2% | 42.1% |
| Independent American | 4.3% | 4.7% |
| Libertarian | 0.6% | 0.7% |
| Non-Partisan | 17.7% | 17.5% |
| Other | 0.4% | 0.6% |
| Republican | 34.9% | 34.4% |

*Source: American Community Survey, United States Census Bureau, 2011.

**The "Hispanic or Latino Origin" category is not considered a racial group by the U.S. Census Bureau. Only the other seven categories shown on this page will total 100 percent. The U.S. Census Bureau has reported that, in the past, a majority of persons selecting the "Some Other Race" category were of Hispanic or Latino origin. Please note that American Indian and Alaska Native is represented as AIAN and Native Hawaiian and Other Pacific Islander is represented as NHOPI.

†"Active Voter" includes any registered voter who is legally entitled to vote. Source: Secretary of State, December 2012.

Statistical Profile of Nevada Assembly District No. 5 of the 77th Session (2013)



**Hispanic or Latino is reported by the U.S. Census Bureau as a language group, separately. Racial population data is based on self-identification. Respondents have the option of selecting one or more races. Please note that American Indian and Alaska Native is represented as AIAN and Native Hawaiian and Other Pacific Islander is represented as NHOPI.
†Source: Secretary of State, December 2012.