

2021 NEVADA LEGISLATURE: MEMBERSHIP HIGHLIGHTS

RESEARCH DIVISION STAFF
research@lcb.state.nv.us

FEBRUARY 2021*

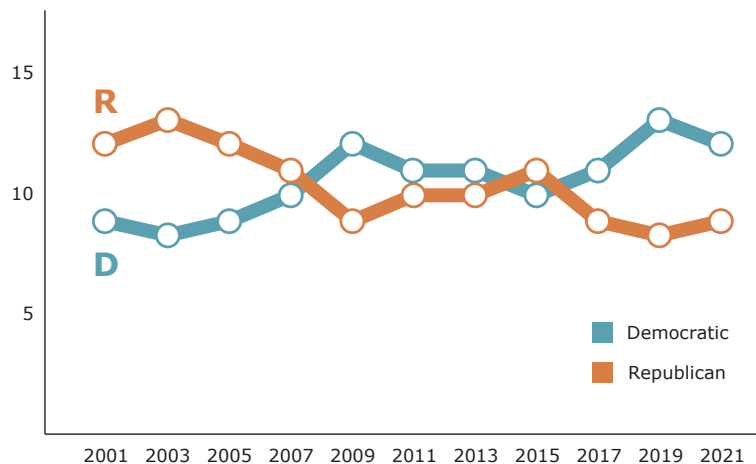
The 2021 Nevada Legislature consists of 21 members of the Senate and 42 members of the Assembly. The Democratic Party holds a majority in both houses, with 57 percent of Senate seats and 62 percent of Assembly seats. For the second regular session in a row, women make up a majority of Nevada legislators overall—48 percent in the Senate, 67 percent in the Assembly, and 60 percent in the Legislature as a whole. Fifteen legislators—or 24 percent—have no prior legislative service during a regular session.

MEMBERSHIP BY PARTY DESIGNATION (REGULAR LEGISLATIVE SESSIONS)

| SENATE | | |
|-------------------|------------|------------|
| YEAR | REPUBLICAN | DEMOCRATIC |
| 2001 | 12 | 9 |
| 2003 | 13 | 8 |
| 2005 | 12 | 9 |
| 2007 | 11 | 10 |
| 2009 | 9 | 12 |
| 2011 | 10 | 11 |
| 2013 | 10 | 11 |
| 2015 | 11 | 10 |
| 2017 [†] | 9 | 11 |
| 2019 | 8 | 13 |
| 2021 | 9 | 12 |

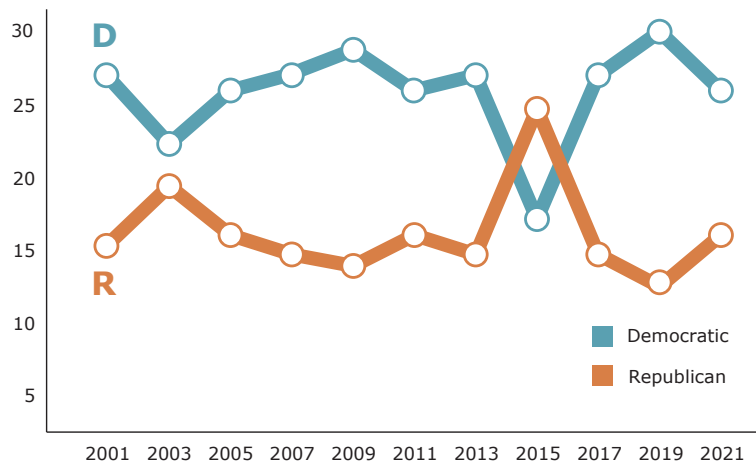
[†]The 2017 Senate included one nonpartisan member.

SENATE 20-YEAR TREND



| ASSEMBLY | | |
|----------|------------|------------|
| YEAR | REPUBLICAN | DEMOCRATIC |
| 2001 | 15 | 27 |
| 2003 | 19 | 23 |
| 2005 | 16 | 26 |
| 2007 | 15 | 27 |
| 2009 | 14 | 28 |
| 2011 | 16 | 26 |
| 2013 | 15 | 27 |
| 2015 | 25 | 17 |
| 2017 | 15 | 27 |
| 2019 | 13 | 29 |
| 2021 | 16 | 26 |

ASSEMBLY 20-YEAR TREND

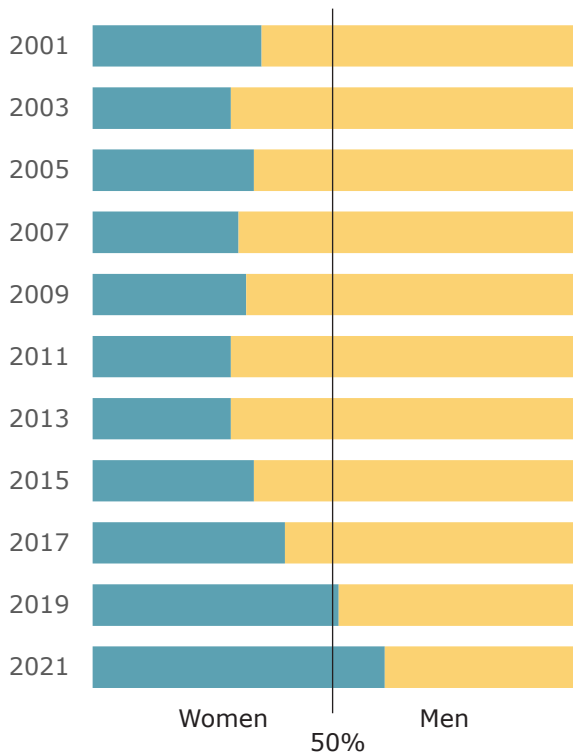


*This updated publication reflects legislative membership after the February 2, 2021, appointments of Senator Fabian Donate and Assemblywoman Tracy Brown-May to fill vacancies caused by the resignations of Senator Yvanna D. Cancela and Assemblyman Alexander (Alex) Assefa on January 11, 2021.

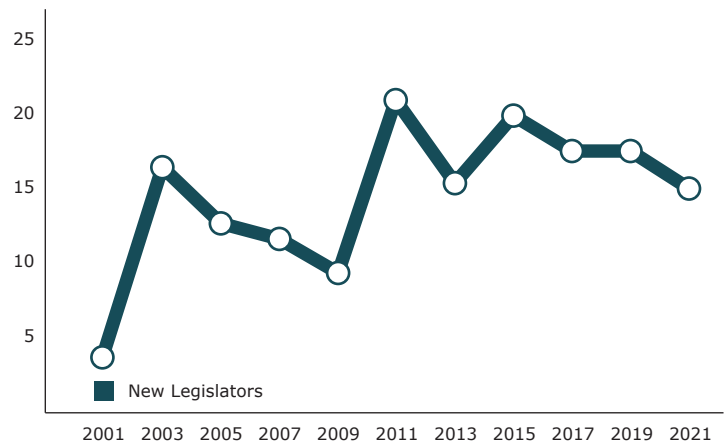
FEMALE LEGISLATORS

| NUMBER OF FEMALE LEGISLATORS | | | | | | | | | | | |
|------------------------------|------|------|------|------|------|------|------|------|------|------|------|
| HOUSE | 2001 | 2003 | 2005 | 2007 | 2009 | 2011 | 2013 | 2015 | 2017 | 2019 | 2021 |
| SENATE | 5 | 7 | 6 | 6 | 7 | 6 | 4 | 5 | 8 | 9 | 10 |
| ASSEMBLY | 17 | 11 | 15 | 13 | 13 | 12 | 14 | 16 | 17 | 23 | 28 |
| TOTAL | 22 | 18 | 21 | 19 | 20 | 18 | 18 | 21 | 25 | 32 | 38 |

MEMBERSHIP BY GENDER (BOTH HOUSES)



NEW LEGISLATORS 20-YEAR TREND



"FRESHMEN" LEGISLATORS

| BOTH HOUSES | | | | | | | | | | | |
|------------------------------|------|------|------|------|------|------|------|------|------|------|------|
| STATUS | 2001 | 2003 | 2005 | 2007 | 2009 | 2011 | 2013 | 2015 | 2017 | 2019 | 2021 |
| NEW LEGISLATORS [‡] | 3 | 16 | 12 | 11 | 9 | 21 | 15 | 20 | 17 | 17 | 15 |
| MOVED TO OTHER HOUSE | 0 | 3 | 1 | 0 | 1 | 8 | 5 | 0 | 1 | 5 | 1 |
| GAP IN LEGISLATIVE SERVICE | 0 | 1 | 3 | 0 | 1 | 2 | 2 | 0 | 5 | 1 | 3 |

[‡]New legislators are those without prior legislative service during a regular session.