



# OAG

OFFICE OF THE NEVADA ATTORNEY GENERAL

OAG-24-002

Report to the Nevada Governor and Legislature

In compliance with Nevada Revised Statute 193.309

December 1, 2024



# Nevada's

---

## Statewide Data on Reportable Use of Force

# 2024



## TABLE OF CONTENTS

---

<b>MESSAGE FROM NV ATTORNEY GENERAL AARON D. FORD</b> .....	3
1. The Nevada Department of Public Safety Introduces a New Initiative Relating to the Collection of Use of Force Data.....	4
2. Executive Summary.....	5
3. Overview .....	6
4. 2024 List of Agencies Reporting.....	7
5. TRENDS.....	9
6. Incidents by Jurisdiction and Reporting Agency.....	12
7. Complaints Alleging Use of Force .....	19
8. Notable Report Results .....	20
9. Recommendations.....	22
Appendix.....	23
<b>OAG General Information</b> .....	31



### MESSAGE FROM NEVADA ATTORNEY GENERAL

**AARON D. FORD**

At the Nevada Office of the Attorney General, our job is justice. When I was first elected to this office, I made it clear that one of my goals was to improve community trust in our justice system. Though building this trust grows increasingly complex as it is impacted by changing social and economic factors, I remain committed to my promise.

The use of force by law enforcement is a subject that has, unfortunately, long been a topic in both popular and academic articles and studies. Too many people, however, fail to look behind the headlines in order to analyze the factors contributing to how and when officers use force. I, and other attorneys general across the country, have identified a need to discuss mental health trends affecting both law enforcement and the public at large. Reports indicate law enforcement interacts more frequently with people presenting a variety of behavioral health issues. In fact, many people have observed that correctional facilities are a primary means of triaging people with behavioral health issues in the absence of more services and treatment centers designed to treat acute and chronic conditions.

Psychologists have undertaken multiple studies discussing a wide variety of police actions and behaviors—and potential changes needed—to determine steps we can take to limit use of force incidents while also keeping in mind the needs of law enforcement to be able to perform their jobs safely.

If we want to improve the criminal justice system and lower incidents of reportable use of force, the state and local governments must provide support and tools needed for law enforcement to best serve and protect our communities across Nevada.

Our law enforcement officers are often exposed to intensely stressful and traumatic events, which, coupled with the extreme demands of the job, can create an environment that impacts how and when force is applied to a situation. I want to speak directly to our law enforcement community: You are called upon to deal with difficult events, and without taking steps to care for your mental well-being, it can affect you.

I invite you, the law enforcement community and leaders in our state, to begin a dialogue with my office on behavioral health in Nevada and how we can better equip law enforcement with the support and tools they need to protect and serve communities across our great state.

Sincerely,

A handwritten signature in blue ink, appearing to read "A. Ford". The signature is stylized and written in a cursive-like font.


Aaron D. Ford  
Attorney General for Nevada

# I. THE NEVADA DEPARTMENT OF PUBLIC SAFETY INTRODUCES A NEW INITIATIVE RELATING TO THE COLLECTION OF USE OF FORCE DATA

The Nevada Department of Public Safety (DPS) is dedicated to supporting agencies through education, collaboration, and the development of best practices. To advance this commitment, DPS is introducing an administrative questionnaire designed to assess how agencies manage use of force data. This initiative aims to ensure that submitted data aligns with the number of complaints against peace officers employed by the agency, as well as the standards, definitions, guidelines, and policies outlined by the FBI’s National Use of Force Data Collection.

## Screenshot of the Nevada Crime Statistics front page at

<https://nevadacrimestats.nv.gov/tops/>



© 2023 - Beyond 20/20

## 2. EXECUTIVE SUMMARY

---

Overall, the number of reportable use of force resulting in serious bodily injury and death has not increased in Nevada. In fact, Nevada is on track to have reduced reportable use of force by 12%, with a caveat that records for November and December have not yet been reported across the state.

- **Incidents of reportable use of force have not increased overall.** Many law enforcement agencies across the state have reduced instances of reportable use of force. Most notably, two of the law enforcement agencies with the highest number of use of force actions resulting in death or serious bodily injury in 2023 (the Henderson Police Department and the Reno Police Department) have thus far had no incidents in 2024.
- **There are disproportionate levels of use of force across gender and racial/ethnic groups.** Black/African American and Hispanic men experience death and serious bodily injury from law enforcement use of force more than any other group of people in Nevada. White peace officers exert use of force resulting in serious bodily injury or death at a higher rate than female, and all other racial and ethnic groups of peace officers.
- **Reporting on use of force public complaints is inconsistent and incomplete.** In 2023 and 2024 18 law enforcement agencies reported public complaints of use of force by peace officers. Complaints against officers remain steady at more than 200 per year. However, it is unclear whether law enforcement entities (a) are consistently reporting their public complaints as required by law and (b) are addressing the public complaints in an effective manner.
- **Untapped opportunities exist for research and training to reduce officer use of force in Nevada.** Some jurisdictions have not been able to reduce reportable use of force and other jurisdictions report an increase in incidents. Fortunately, there is more we can do across the state and within local jurisdictions to help reduce use of force resulting in substantial bodily injury and death. For example, the U.S. Department of Justice offers grants, technical assistance and support relating to law enforcement reportable use of force. There are also programs that address mental, emotional and behavioral health needs of both law enforcement officers and the community members they serve. Evidence shows officers who are ill-equipped to interact with persons suffering from a variety of behavioral health issues and that may suffer from job-related and other trauma are more likely to engage in use of force that results in serious bodily injury or death.

### 3. OVERVIEW

---

#### BACKGROUND

Senate Bill 212 (SB212) was passed during the 2021 Legislative session and is codified in NRS 193.309, requiring certain law enforcement entities to submit monthly use of force data reports to the State of Nevada Department of Public Safety’s Central Repository for Nevada Records of Criminal History (“Central Repository”) and the Federal Bureau of Investigation (FBI). The law also provides for the information to be publicly available. The Office of the Attorney General (OAG) then reviews the use of force data published on the Central Repository’s crime statistics website and submits a report containing any conclusions or recommendations resulting from its review to the Governor and the Legislature.

NRS 193.309.1 (a)-(b) requires agencies to report the following:

*(a) The number of complaints against peace officers employed by the law enforcement agency relating to the use of force and the number of such complaints that were substantiated; and*

*(b) A compilation of statistics relating to incidents involving the use of force that, for each incident, includes, without limitation, all information collected by the National Use of force Data Collection of the Federal Bureau of Investigation.*

#### SCOPE & DATA LIMITATIONS

This document is an account of the number of reportable use of force events throughout Nevada and does not include an analysis of whether the use of force by these agencies was justified. Because Nevada law states the report is due December 1st of each year, this report does not include a full twelve-months of data. It captures the period of January 2024 through October 2024. Some data from 2023 is utilized as a point of comparison.

Available data on the Central Repository Crime Statistics website is extensive. The site gives the user the ability to run reports, controlling for factors, including but not limited to geography, jurisdiction, type of agency, race/ethnicity, age, gender, and type of injury sustained by both subjects and peace officers.

The Office of the Nevada Attorney General is not required to compare Nevada’s use of force data against the national average or any other states as part of this report. However, the Federal Bureau of Investigation (FBI) began collecting use of force data from law enforcement agencies across the country in 2019 and it is publicly available for your review. The most recent data is available on their website at <https://www.fbi.gov/cde>.

### 4. 2024 LIST OF AGENCIES REPORTING

---

According to NRS 193.309, the following categories of law enforcement entities are required to report: sheriff's offices; metropolitan police departments; police departments of incorporated cities; the Nevada Department of Corrections (NDOC)<sup>1</sup>, police department for the Nevada System of Higher Education; any political subdivision of this State employing park rangers to enforce laws within its jurisdiction; and any political subdivisions of this State which has as its primary duty the enforcement of law and which employs peace officers to fulfill its duty. Each of these entities submit monthly reports to the Central Repository, and if there are no reportable use of force incidents in a given month, they must file what is called a "Zero Report."

#### STATE LAW ENFORCEMENT

Department of Wildlife  
Nevada Highway Patrol - Northeastern Command  
Nevada Highway Patrol - Northwestern Command  
Nevada Highway Patrol - Southern Command  
Office of the Attorney General

#### SHERIFF OFFICES

Carson City Sheriff's Office	Lincoln County Sheriff's Office
Churchill County Sheriff's Office	Lyon County Sheriff's Office
Douglas County Sheriff's Office	Mineral County Sheriff's Office
Elko County Sheriff's Office	Nye County Sheriff's Office
Esmeralda County Sheriff's Office	Pershing County Sheriff's Office
Eureka County Sheriff's Office	Storey County Sheriff's Office
Humboldt County Sheriff's Office	Washoe County Sheriff's Office
Lander County Sheriff's Office	White Pine County Sheriff's Office

---

<sup>1</sup> In 2021, the Nevada Legislature expanded use of force reporting beyond what is required by the Federal Bureau of Investigation (FBI) to include data from the Nevada Department of Corrections (NDOC). The FBI has not historically collected use of force information from correctional institutions. Currently, NDOC is the only correctional institution within the state required to report use of force data pursuant to NRS Chapter 193.

### **LOCAL POLICE DEPARTMENTS**

Boulder City Police Department  
Carlin Police Department  
Elko Police Department  
Fallon Police Department  
Henderson Police Department  
Las Vegas Metro Police Department  
Lovelock Police Department  
Mesquite Police Department  
North Las Vegas Police Department  
Reno Police Department  
Sparks Police Department  
University Police Department  
West Wendover Police Department  
Winnemucca Police Department  
Yerington Police Department

### **AGENCIES WITH SPECIAL JURISDICTIONS**

City of Las Vegas - DPS  
Clark County Fire Department  
Clark County School District Police Department  
College of Southern Nevada Police Department  
Constable/Marshal  
Department of Conservation and Natural Resources  
Department of Public Safety - Capitol Police  
Las Vegas Fire Department  
Las Vegas Muni Court Marshal Office  
Nevada Department of Corrections  
Nevada Department of Investigation - Drug  
Nevada Gaming Control Board - Carson  
Nevada Gaming Control Board - Elko  
Nevada Gaming Control Board – Reno  
Nevada Gaming Control Board - Southern  
North Las Vegas Fire Department  
Reno-Tahoe Airport Authority  
Secretary of State Securities Division  
State of Nevada - Fire Marshal  
Reno Municipal Court  
University of Nevada, Reno Police Department  
University Police Services  
Unknown  
Washoe County School District Police Department  
University Police Department

## 5. TRENDS<sup>2</sup>

### Use of Force 2024 Nevada

This theme describes cases of Use of Force for the selected jurisdiction.

Any updates to data received prior to today are included in the charts.

#### FBI reportable use of force includes:

- ❖ When a fatality occurs to a person in connection to use of force by a law enforcement officer.
- ❖ When there is serious bodily injury to a person in connection with use of force by a law enforcement officer.
- ❖ In the absence of either death or serious bodily injury, when a firearm is discharged by a law enforcement officer at or in the direction of a person.

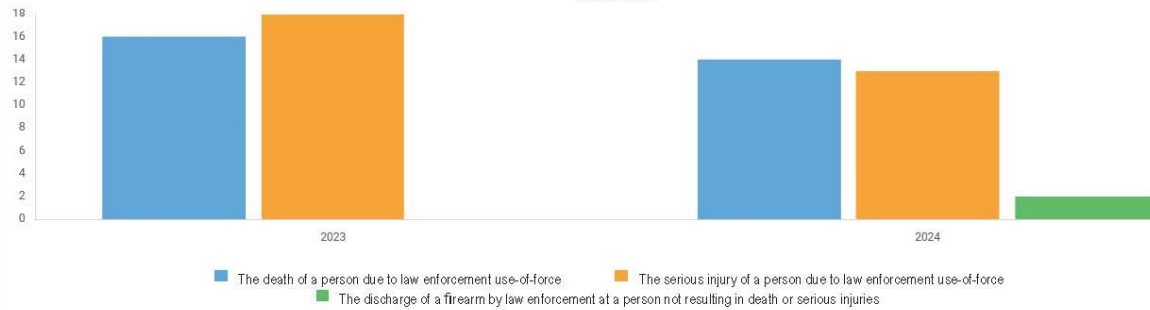
Incidents: 29

↓ -12.12%

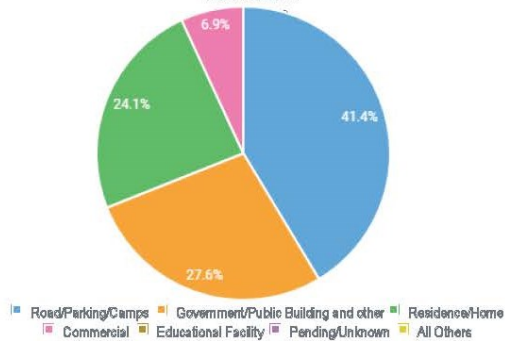
Compared to 2023

#### TREND

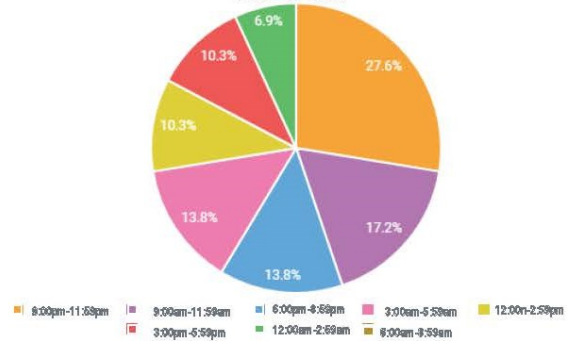
Use of Force



#### LOCATION



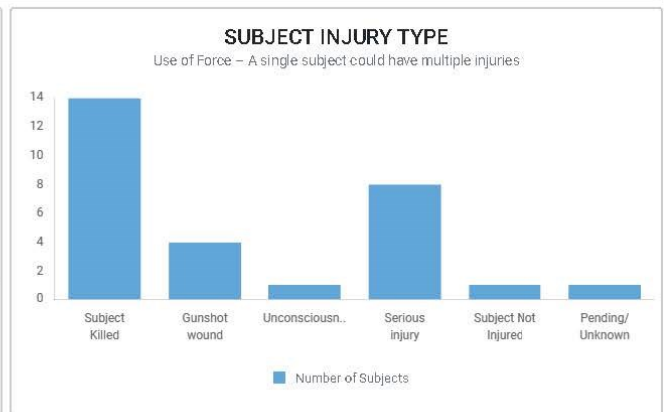
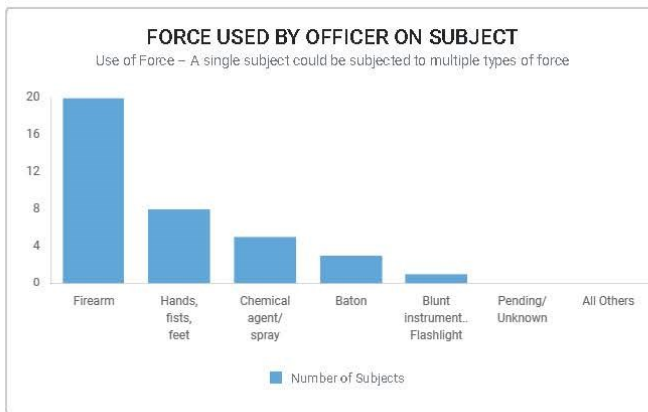
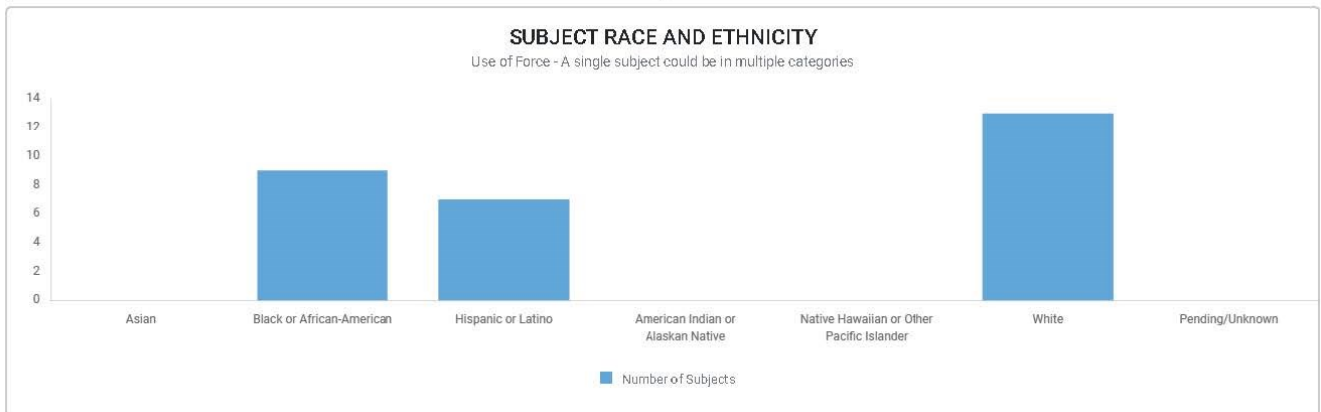
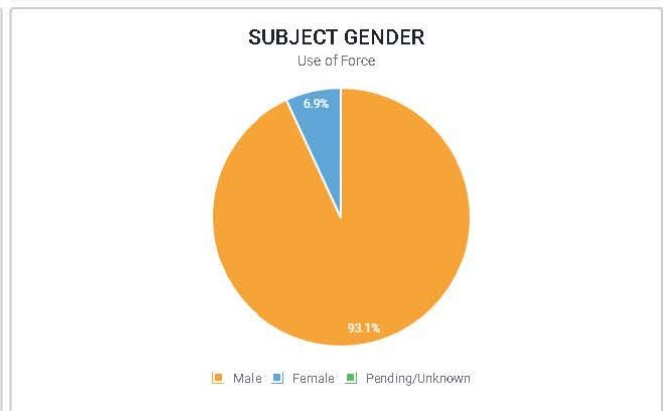
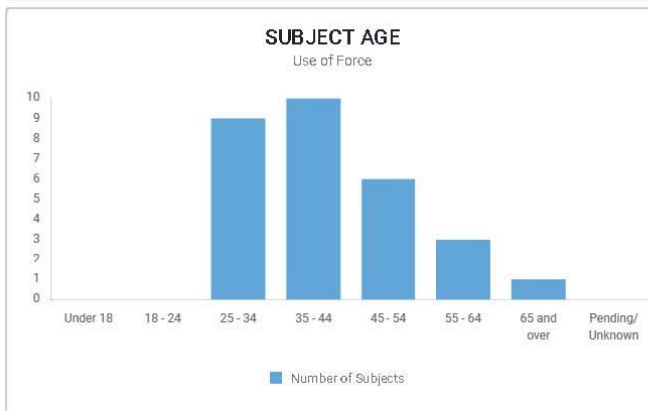
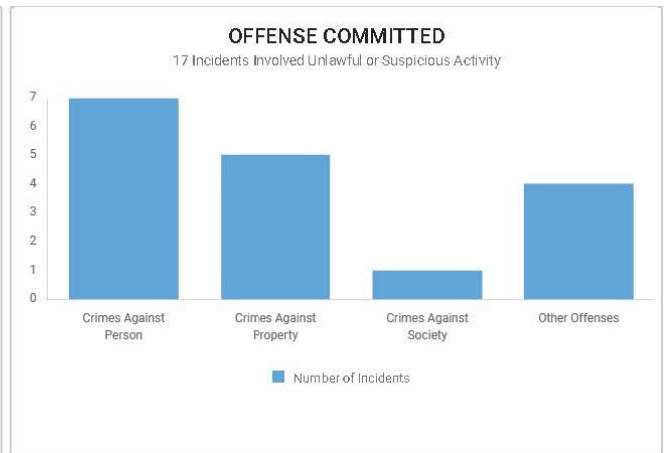
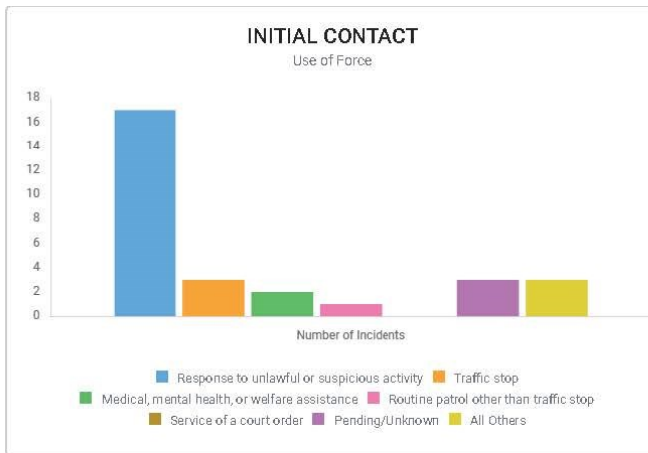
#### TIME OF DAY



<sup>2</sup> This report covers January 2024 through October 2024, and thus does not account for a full twelve-month comparison against 2023.

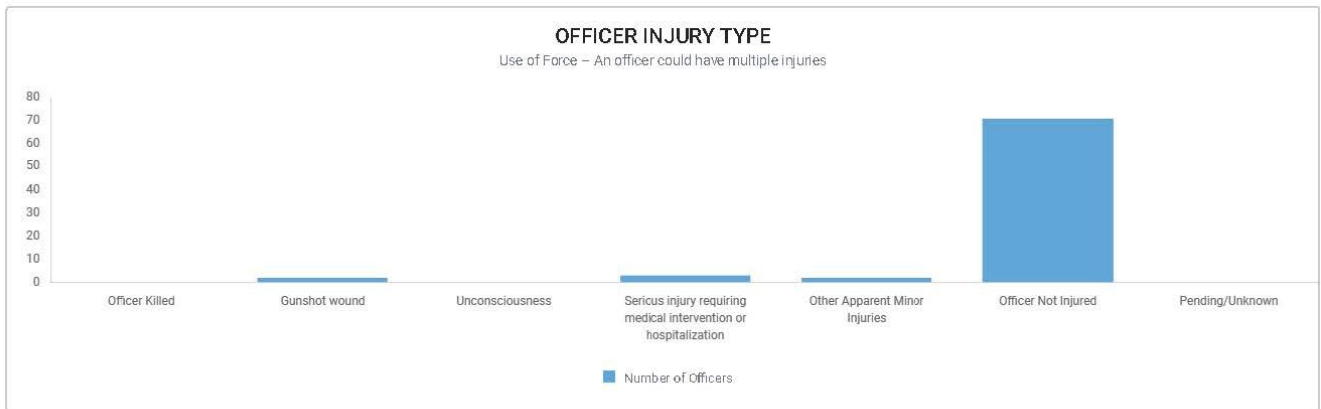
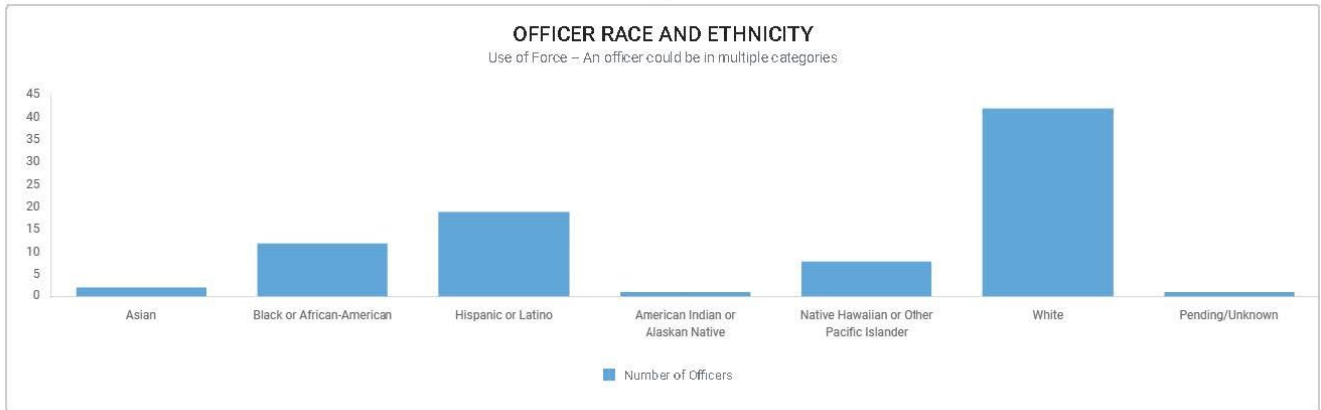
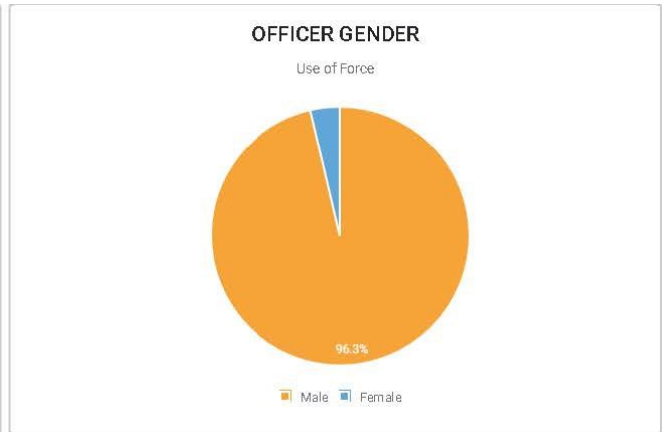
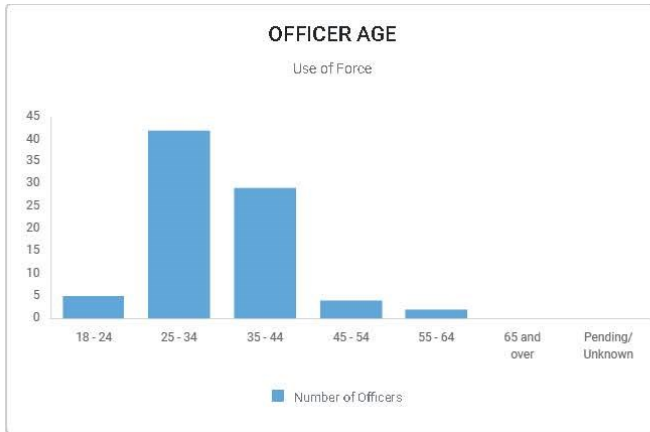
# 2024 Statewide Data on Reportable Use of Force in Nevada

Office of the Nevada Attorney General



# 2024 Statewide Data on Reportable Use of Force in Nevada

Office of the Nevada Attorney General



## 6. INCIDENTS BY JURISDICTION AND REPORTING AGENCY

Measures		Number of Incidents		
Incident Date		2023	2023 - 2024 Growth %	2024
Jurisdiction by Geography	Incident Category	↑ ↓	↑ ↓	↑ ↓
Clark County	All Incident Categories	20	-30.00	14
	The death of a person due...	10	-10.00	9
	The serious injury of a p...	10	-60.00	4
	The discharge of a firear...			1
Elko County	All Incident Categories			1
	The death of a person due...			1
Lincoln County	All Incident Categories			1
	The death of a person due...			1
Nye County	All Incident Categories	3	-66.67	1
	The death of a person due...	2	-100.00	
	The serious injury of a p...	1	-100.00	
	The discharge of a firear...			1
Carson City County	All Incident Categories			2
	The death of a person due...			2
Storey County	All Incident Categories	1	-100.00	
	The serious injury of a p...	1	-100.00	
Washoe County	All Incident Categories	9	-77.78	2
	The death of a person due...	4	-75.00	1
	The serious injury of a p...	6	-83.33	1
Statewide Agencies	All Incident Categories			8
	The serious injury of a p...			8

As the table above demonstrates, reportable use of force incidents decreased overall in Nevada. Clark and Washoe counties reported the greatest fluctuations from 2023 to 2024. Within those two counties, several law enforcement agencies experienced a significant reduction in reportable use of force causing death and serious bodily injury. Notably, the Henderson Police Department went from one of the agencies with the highest number of reportable use of force incidents in 2023 to zero.

# 2024 Statewide Data on Reportable Use of Force in Nevada

Office of the Nevada Attorney General

## Comparison of 2023 and 2024 Reportable Use of Force by Jurisdiction<sup>3; 4</sup>

### Data Summaries by Area<sup>5</sup>



**Clark County:** There are noticeable changes in Clark County relative to specific law enforcement agencies. The largest increase was reported by the Las Vegas Metropolitan Police Department (LVMPD), which is the agency responsible for policing the area with the densest population. The percentage increase looks critical, but it is important to have context when analyzing the data. Due to the relatively small increase in reportable use of force in comparison to the forecasted 2,407,000 people who live in Clark County<sup>6</sup> in combination with the growth and tourism of Clark County, it is likely the increase in reportable use of force is not statistically significant. According to statistics compiled by the Las Vegas Convention and Visitors Authority (LVCVA) Research Center, the year-to-date 2024

<sup>3</sup> This information does not include incidents by correctional officers in city and county jails or detention centers.

<sup>4</sup> If an agency is not listed in the chart, that means they reported no incidents for 2023 and 2024

<sup>5</sup> Attribution for the Map of Nevada is the Nevada Department of Transportation at: [www.dot.nv.gov/travel-info/maps/state-maps](http://www.dot.nv.gov/travel-info/maps/state-maps)

<sup>6</sup> *2023–2080 Population Forecasts Long-Term Projections for Clark County, Nevada*, by UNLV's Lee Business School, Center for Business and Economic Research, May 2023.

## 2024 Statewide Data on Reportable Use of Force in Nevada

Office of the Nevada Attorney General

visitor volume for Las Vegas is 34,956,900.<sup>7</sup> This is in addition to all the people who live and work in Las Vegas. This information does not include incidents by correctional officers in jails or detention centers.

**Washoe County:** Overall, Washoe County decreased use of force incidents resulting in serious injury or death by nearly 78%. This information does not include incidents by correctional officers in jails or detention centers.

**Rural Counties:** A majority of the counties in rural areas of Nevada reported no use of force incidents in either 2023 or 2024. Across all rural jurisdictions, there were four deaths of a person resulting from law enforcement use of force. Overall, this amounts to a slight decrease in incidents across the rural counties.

**Statewide Agencies:** Few state agencies reported use of force causing substantial bodily injury or death. The Department of Conservation and Natural Resources reported one death. Nevada Highway Patrol experienced a decrease in reportable use of force from 2023 to 2024, with no deaths reported. 2024 is the first year of reporting for the Nevada Department of Corrections, which had no use of force events resulting in death but reported eight incidents resulting in serious bodily injury.

### **Percent Change by Agencies Reporting Use of Force for Either 2023 or 2024**

The tables in the following pages of this report provide data for all agencies reporting use of force causing substantial bodily injury or death in either 2023 or 2024.

---

<sup>7</sup> See <https://www.lvcva.com/research/visitor-statistics/>

## 2024 Statewide Data on Reportable Use of Force in Nevada

Office of the Nevada Attorney General

### CLARK COUNTY AGENCIES REPORTING USE OF FORCE

- Henderson Police Department:** As of the date of this report, the Henderson Police Department has thus far reported a 100% reduction in reportable use of force from three deaths and five serious injuries of subjects in 2023 to zero instances of either death or injury in 2024.
- Boulder City Police Department:** As of the date of this report, BCPD has thus far reported a 100% reduction in reportable use of force from one incident causing serious injury in 2023 to zero in 2024.
- North Las Vegas Police Department:** As of the date of this report, NLVPD's reportable use of force causing the death of a person remains unchanged with two deaths reported in both 2023 and 2024.
- Las Vegas Metropolitan Police Department:** As of the date of this report, LVMPD reported a 40% increase in deaths resulting from law enforcement use of force from five in 2023 to seven in 2024. Incidents causing serious bodily injury remains constant from four in both 2023 and 2024. Additionally, they reported a discharge of a firearm neither resulting in death or serious bodily injury.

		Measures	Number of Incidents		
			2023	2023 - 2024 Growth %	2024
Jurisdiction by Geography		Incident Date			
		Incident Category	↑ ↓	↑ ↓	↑ ↓
Boulder City Police Department	All Incident Categories		1	-100.00	
	The serious injury of a person due to law enforcement use-of-force		1	-100.00	
Henderson Police Department	All Incident Categories		8	-100.00	
	The death of a person due to law enforcement use-of-force		3	-100.00	
	The serious injury of a person due to law enforcement use-of-force		5	-100.00	
Las Vegas Metro Police Department	All Incident Categories		9	33.33	12
	The death of a person due to law enforcement use-of-force		5	40.00	7
	The serious injury of a person due to law enforcement use-of-force		4	0.00	4
	The discharge of a firearm by law enforcement at a person not resulting in death or serious injuries				1
North Las Vegas Police Department	All Incident Categories		2	0.00	2
	The death of a person due to law enforcement use-of-force		2	0.00	2

## 2024 Statewide Data on Reportable Use of Force in Nevada

Office of the Nevada Attorney General

### WASHOE COUNTY AGENCIES REPORTING USE OF FORCE

- Reno Police Department:** As of the date of this report, RPD has thus far reported a 100% reduction in reportable use of force from three deaths and two serious injuries in 2023 to zero incidents of either death or injury in 2024.
- Washoe County Sheriff's Office:** As of the date of this report, WCSO reported a 66.67% decline in serious injuries resulting from law enforcement use of force from three people to one.
- Sparks Police Department:** As of the date of this report, SPD reported no change in deaths resulting from law enforcement use of force and an increase from no reports of subjects seriously injured in 2023 to one in 2024.

Measures		Number of Incidents		
Incident Date		2023	2023 - 2024 Growth %	2024
Jurisdiction by Geography	Incident Category	↑ ↓	↑ ↓	↑ ↓
Reno Police Department	The death of a person due to law enforcement use-of-force	3	-100.00	
	The serious injury of a person due to law enforcement use-of-force	2	-100.00	
Sparks Police Department	The death of a person due to law enforcement use-of-force	1	0.00	1
	The serious injury of a person due to law enforcement use-of-force	1	-100.00	
Washoe County Sheriff's Office	The serious injury of a person due to law enforcement use-of-force	3	-66.67	1

## 2024 Statewide Data on Reportable Use of Force in Nevada

Office of the Nevada Attorney General

### REPORTS OF USE OF FORCE BY AGENCIES IN RURAL COUNTIES

- **Nye County Sheriff's Office:** As of the date of this report, Nye County reported there were no deaths or serious injuries resulting from law enforcement use of force in 2024 and one discharge of a firearm by law enforcement at a person not resulting in serious injuries or death.
- **Storey County Sheriff's Office:** As of the date of this report, Storey County reported there were no deaths or serious injuries resulting from law enforcement use of force in 2024, down from 2 serious injuries in 2023.
- **Carson City Sheriff's Office:** Reported one death of a person in 2024, a 100% increase from zero.
- **Elko County Sheriff's Office:** Reported one death of a person in 2024, a 100% increase from zero.
- **Elko Police Department:** Reported one death of a person in 2024, a 100% increase from zero.
- **Lincoln County Sheriff's Office:** Reported one death of a person in 2024, a 100% increase from zero.

Measures		Number of Incidents		
Incident Date		2023	2023 - 2024 Growth %	2024
Involved Jurisdiction By Geography	Incident Category	↑ ↓	↑ ↓	↑ ↓
Elko County Sheriff's Office	The death of a person due to law enforcement use-of-force			1
Elko Police Department	The death of a person due to law enforcement use-of-force			1
Lincoln County Sheriff's Office	The death of a person due to law enforcement use-of-force			1
Nye County Sheriff's Office	The death of a person due to law enforcement use-of-force	2	-100.00	
	The serious injury of a person due to law enforcement use-of-force	1	-100.00	
	The discharge of a firearm by law enforcement at a person not resulting in death or serious injuries			1
Carson City Sheriff's Office	The death of a person due to law enforcement use-of-force			1
Storey County Sheriff's Office	The serious injury of a person due to law enforcement use-of-force	2	-100.00	

## 2024 Statewide Data on Reportable Use of Force in Nevada

Office of the Nevada Attorney General

### AGENCIES WITH STATEWIDE JURISDICTION REPORTING USE OF FORCE

- **Nevada Highway Patrol-Southern Command:** Reported no incidents in 2024 as of the date of this report, a decrease from one death in 2023.
- **Department of Conservation and Natural Resources:** Reported one death in 2024, which is an increase in one from the previous year.
- **Nevada Department of Corrections:** As noted last year, NDOC did not submit reports. Therefore, there is no comparison to the previous year. For 2024, NDOC coordinated with the Central Repository to access the reporting portal in which to upload its reports. NDOC reported eight serious injuries resulting from law enforcement use of force and no law enforcement use of force incidents resulting in death.

Measures		Number of Incidents		
Incident Date		2023	2023 - 2024 Growth %	2024
Involved Jurisdiction By Geography	Incident Category	↑ ↓	↑ ↓	↑ ↓
Nevada Department of Corrections	The serious injury of a person due to law enforcement use-of-force			8
Nevada Highway Patrol - Southern Command	The death of a person due to law enforcement use-of-force	1	-100.00	
Department of Conservation and Natural Resources	The death of a person due to law enforcement use-of-force			1

## 7. COMPLAINTS ALLEGING USE OF FORCE

### Number of Complaints in 2023 and 2024

As of the date of this report, a total number of 268 use of force complaints were lodged against law enforcement officers between January 2024 through October 2024. These are complaints from the public made directly to each agency. Data pertaining to whether the complaints were investigated and/or substantiated was not publicly available on the Nevada Crime Statistics Website. Absent an investigation or legal action, agencies are not required to specify details of those complaints when the nature of the complaint and circumstances do not comport with Federal Bureau of Investigation (FBI) reportable use of force requirements. If the data was available, it would be inconsistent across agencies. Each agency determines what constitutes a “substantiated” report.

	2023	2024
Boulder City Police Department	3	
Carlin Police Department	1	
Clark County School District Police Department		5
Department of Conservation and Natural Resources	1	
Henderson Police Department	27	39
Las Vegas Metro Police Department	84	144
Nevada Department of Corrections		63
Nevada Department of Investigation - Drug	3	
Nevada Highway Patrol - Northeastern Command	3	
Nevada Highway Patrol - Northwestern Command	30	
Nevada Highway Patrol - Southern Command	36	
Nevada Parole & Probation	28	
Reno Municipal Court	0	1
Reno Police Department		6
Sparks Police Department	2	3
State of Nevada - Fire Marshal	1	0
White Pine County Sheriff's Office	2	0
Winnemucca Police Department		7
<b>TOTAL</b>	<b>218</b>	<b>268</b>

# 8. NOTABLE REPORT RESULTS

---

The numbers reveal interesting facts that can give rise to research and policies to reduce use of force resulting in death and serious bodily injury.

- **Adult Black and Hispanic Males are Disproportionately Killed or Seriously Injured:** Men racially identified as black comprise 31% of people injured or killed by law enforcement in Nevada while only representing approximately 6% of Nevada’s total population.<sup>8</sup> Also according to Census estimates, Hispanic males are approximately 15% of Nevada’s population but 24% of persons injured or killed by law enforcement.
- **Adult White Males Account for the Largest Number People Killed or Seriously Injured:** According to the reports, 93.1% of the people killed or injured as a result of law enforcement use of force are male and 44% are racially identified as White.
- **Use of Force on Individuals with Mental Illness and Behavioral Health Issues is Likely Underreported by Law Enforcement:** Agencies report 6.9% of people against whom use of force was used made initial contact with law enforcement due to a medical, mental health or call for welfare assistance. Not all peace officers have advanced training in determining whether a subject or other individual is experiencing a mental, emotional or behavioral health crisis. A lack of officer knowledge in this area can contribute to underreporting of people with mental illness and behavioral health issues during an incident; but we will not know definitively without further research. While agencies overwhelmingly report that incidents involving use of force arise when initial contact is made in response to unlawful or suspicious activity, the term “suspicious activity” suggests a subjective analysis of human behavior that they have characterized as something separate but akin to unlawful. Additionally, 20% of the initial contact is categorized as “Unknown” or “Other.” This ambiguity may indicate some peace officers struggle to identify the nature of the initial contact.
- **Public Complaints are Inconsistently Tracked and Reported Across Law Enforcement Agencies:** Nevada does not have uniform reporting requirements pertaining to public

---









<sup>8</sup> This number is rough estimate derived by halving the total population of Black people in Nevada as reported by the U.S. Census. The same formula for estimating the number of Hispanic males was used. See <https://www.census.gov/library/stories/state-by-state/nevada-population-change-between-census-decade.html>

## 2024 Statewide Data on Reportable Use of Force in Nevada

Office of the Nevada Attorney General

complaints. There may also be a lack of awareness of legislative requirement for reporting public complaints.

- **Year-to-date in 2024, there were no reports of peace officer deaths resulting from use of force.**<sup>9</sup> Year-to-date, three peace officers were seriously injured, two sustained a gunshot wound and two reported a minor injury arising out of use of force incidents. Some use of force events begin with violence against officers and can result in a variety of injuries and death to officers. There is also a mental toll and trauma these events can have on peace officers, potentially impacting an officer’s future job performance.<sup>10</sup> Nevada has an early detection system pursuant to NRS 289.823, designed “to identify peace officers who display bias indicators or other problematic behavior.” If a peace officer is identified through the early warning system, the employing agency must take steps to mitigate the behavior that can include counseling. It is unknown whether the enactment of NRS 289.823 has yielded fewer use of force-incidents. Nevada law also requires yearly training in several areas that are intended “ensure the safety of the residents of and visitors” to Nevada. See NRS 289.510.

 Measures 	Number of Officers
 <u>Officer Injury</u> 	   
Officer Not Injured	71
Serious injury requiring medical intervention or hospitalization	3
Gunshot wound	2
Other Apparent Minor Injuries	2
Officer Killed	
Unconsciousness	
Pending further investigation	
Unknown and is unlikely to ever be known	

<sup>9</sup> Multiple peace officers are sometimes involved in a single incident relating reportable use of force. This accounts for the larger number of peace officer involvement vis-à-vis the actual number of use of force incidents reported.

<sup>10</sup> See <https://www.valorforblue.org/VALOR-Resources>

# 9. RECOMMENDATIONS

---

Based on data and limitations and opportunities for improved data collection identified while compiling this report, the Nevada Office of the Attorney General submits the following recommendations for legislative and gubernatorial consideration:

- Amend Nevada Law to require this report to be published on a biennial schedule to capture a full 12 months of data for the current year, enable a better comparison with prior years, and bolster the report writer’s ability to identify and evaluate emerging trends.
- Apply for grant funding in collaboration with a research or educational institution to conduct a more in-depth quantitative and qualitative analysis, as well as a needs assessment relating to reducing reportable use-of force events.
- Evaluate whether Nevada should require county and city correctional facilities to participate in Nevada’s use of force reporting system to help ascertain future safety and staffing needs associated with incarceration.
- NRS 289.823 requires law enforcement agencies “to establish early warning systems to identify peace officers who display bias indicators or other problematic behavior. “Problematic behaviors” are likely related to a variety of health conditions that negatively impact an officer’s mind, emotions, perception and decision-making ability. However, stigma, social pressures and concern for one’s career and livelihood inhibit an officer from being proactive in seeking help. To overcome the barriers, promote more policies to assist officers in accessing mental, emotional and behavioral health services when needed. Reports indicate there is an increased need for such services not only within the general population, but also law enforcement officers and others working in the criminal justice system. Medical experts, researchers and advocacy groups warn that unmet mental health needs and lack of tools and support for sworn officers lead to higher rates of use of force resulting in serious bodily injury and death. For more information on this, visit the Online Resources listed in the Appendix of this report on page 21.
- The Peace Officers’ Standard and Training Commission should consider enhancing current training required under NRS 289.510, to be taken more frequently than one time per year and for an independent body with behavioral health expertise to evaluate the curriculum.

# APPENDIX

---

### Online Resources

- <https://www.valorforblue.org/>
- <https://nij.ojp.gov/about/about-nij>
- <https://nij.ojp.gov/library/publications/effect-police-use-force-mental-health-problems-prisoners>
- <https://www.nami.org/advocacy/policy-priorities/stopping-harmful-practices/police-use-of-force/>

### National Use of Force Data Collection Preparation Worksheet Template

Prior to SB212, Nevada collected reportable use of force data in compliance with federal obligations. The FBI began collecting use of force data from law enforcement agencies across the country in 2019. The most recent data is available on their website at <https://www.fbi.gov/cde>. The data collection includes statistics on use of force incidents throughout the United States and some basic information on the circumstances, subjects, and officers involved. FBI reportable use of force includes:

- ❖ When a fatality occurs to a person in connection to use of force by a law enforcement officer.
- ❖ When there is serious bodily injury to a person in connection with use of force by a law enforcement officer.<sup>11</sup>
- ❖ In the absence of either death or serious bodily injury, when a firearm is discharged by a law enforcement officer at or in the direction of a person.

---

<sup>11</sup> The definition of serious bodily injury is based on 18 U.S. Code § 2246 (4) as “bodily injury that involves a substantial risk of death, unconsciousness, protracted and obvious disfigurement, or protracted loss or impairment of the function of a bodily member, organ, or mental faculty.”



## NATIONAL USE-OF-FORCE DATA COLLECTION PREPARATION WORKSHEET

Law enforcement agencies entering data into the National Use-of-Force Data Collection system may wish to use this worksheet to organize the information needed to enter a use-of-force incident. Agencies can complete the worksheet and have it available when logging into the Law Enforcement Enterprise Portal (LEEP) and accessing the National Use-of-Force Data Collection system.

The National Use-of-Force Data Collection is a component of the Uniform Crime Reporting Program and is used by law enforcement agencies to report a law enforcement use of force that results in a fatality, serious bodily injury to a person, or the discharge of a firearm at or in the direction of a person.

The definition of *serious bodily injury* is based in part on 18 United States Code 2246 (4) and means "*bodily injury that involves a substantial risk of death, unconsciousness, protracted and obvious disfigurement, or protracted loss or impairment of the function of a bodily member, organ, or mental faculty.*"

### INCIDENT

Did this incident result in . . . (Select all that apply.)

*Please note: Multiple conditions can be indicated only if multiple subjects were involved.*

- The death of a person due to law enforcement use of force?
- The serious bodily injury of a person due to law enforcement use of force?
- The discharge of a firearm by law enforcement at or in the direction of a person that did not otherwise result in death or serious bodily injury?

Agency ORI for reported incident (Required): \_\_\_\_\_

Agency case number: \_\_\_\_\_

Date of incident: \_\_\_\_\_

Local time of incident (24-hour time HHMM): \_\_\_\_\_

Street address: \_\_\_\_\_

City: \_\_\_\_\_

State: \_\_\_\_\_

Zip: \_\_\_\_\_

Location type (Examples: house, grocery store, public building, etc.): \_\_\_\_\_

## 2024 Statewide Data on Reportable Use of Force in Nevada

Office of the Nevada Attorney General

**What was the reason for the initial contact between the subject(s) and the officer(s)?**

- Response to unlawful or suspicious activity
- Medical, mental health, or welfare assistance
- Routine patrol other than traffic stop
- Traffic stop
- Warrant service
- Service of a court order
- Mass demonstration
- Follow-up investigation
- Other

**If the use of force was in response to a report or observation of "unlawful or suspicious activity," what were the most serious observed offenses committed by the subject prior to or at the time of the incident? (Name up to three.)**

Offense #1 (if applicable) \_\_\_\_\_

Offense #2 (if applicable) \_\_\_\_\_

Offense #3 (if applicable) \_\_\_\_\_

**If available, please provide the National Incident-Based Reporting System (NIBRS) or incident number of report detailing criminal incident information on the subject:**

\_\_\_\_\_

**Did the officer approach the subject(s)?**  Yes  No

**Was this an ambush incident?**  Yes  No

**Was a supervisor or a senior officer acting in a similar capacity present or consulted prior to when force was used in the incident?**  Yes  No

**If the incident involved officers from multiple law enforcement agencies who used force, please provide the total number of other agencies involved.** \_\_\_\_\_

**If applicable, please provide the ORIs of the other officer(s) who used force in this incident and case numbers for the local use-of-force reports at the other agencies.**

\_\_\_\_\_

# 2024 Statewide Data on Reportable Use of Force in Nevada

Office of the Nevada Attorney General

## SUBJECT INFORMATION

Please complete the following set of questions for each individual who was subjected to force that resulted in death, severe bodily injury, or a firearm discharge applied by officers from your agency in the course of this incident. Do not include information for any witnesses or bystanders who were not the subjects of force applied by law enforcement.

Please indicate the total number of subjects who died or received serious bodily injury as a result of a law enforcement use of force, including subjects who had a firearm discharged at them or in their direction. \_\_\_\_\_

	Subject #1	Subject #2	Subject #3
Sex of Subject:	_____	_____	_____
Race and Ethnicity:	_____	_____	_____
Age:	_____	_____	_____
Height:	_____	_____	_____
Weight:	_____	_____	_____

Did the subject's behavior indicate to the officer that there could be drug impairment, alcohol impairment, or a mental condition involved?  Yes  No

Subject #1 type of impairment (if applicable) \_\_\_\_\_

Subject #2 type of impairment (if applicable) \_\_\_\_\_

Subject #3 type of impairment (if applicable) \_\_\_\_\_

Was the threat by the subject perceived by the officer(s) to be directed to the officer or to another party or both?

Subject #1 threat toward  officer  another party  both the officer and others

Subject #2 threat toward  officer  another party  both the officer and others

Subject #3 threat toward  officer  another party  both the officer and others

At any time during the incident, was the subject armed or believed to be armed with a weapon (other than hands, fists, or feet)?

Subject #1  Yes  No

Subject #2  Yes  No

Subject #3  Yes  No

# 2024 Statewide Data on Reportable Use of Force in Nevada

Office of the Nevada Attorney General

Did the subject resist the officer(s)?  Yes  No

If yes, note the type(s) of resistance or weapon that was or believed to be involved. (Examples: the subject resisted arrest, displayed a weapon, directed vehicle at officer, etc.)

Subject #1 type(s) of resistance \_\_\_\_\_

Subject #2 type(s) of resistance \_\_\_\_\_

Subject #3 type(s) of resistance \_\_\_\_\_

Type(s) of force used by law enforcement connected to serious bodily injury or death of the subject. (Examples: firearm, electronic control weapon, chemical agent, etc.)

Subject #1 type(s) of force used by law enforcement \_\_\_\_\_

Subject #2 type(s) of force used by law enforcement \_\_\_\_\_

Subject #3 type(s) of force used by law enforcement \_\_\_\_\_

What were the subject's injuries received as a direct consequence of the use of force by law enforcement? See choices below; select all that apply.

Subject #1

<input type="checkbox"/> Gunshot wound (including minor or grazing wound)	<input type="checkbox"/> Death
<input type="checkbox"/> Unconsciousness (regardless of duration)	<input type="checkbox"/> None
<input type="checkbox"/> Serious injury requiring medical intervention or hospitalization	<input type="checkbox"/> Pending further investigation
	<input type="checkbox"/> Unknown and is unlikely to ever be known

Subject #2

<input type="checkbox"/> Gunshot wound (including minor or grazing wound)	<input type="checkbox"/> Death
<input type="checkbox"/> Unconsciousness (regardless of duration)	<input type="checkbox"/> None
<input type="checkbox"/> Serious injury requiring medical intervention or hospitalization	<input type="checkbox"/> Pending further investigation
	<input type="checkbox"/> Unknown and is unlikely to ever be known

Subject #3

<input type="checkbox"/> Gunshot wound (including minor or grazing wound)	<input type="checkbox"/> Death
<input type="checkbox"/> Unconsciousness (regardless of duration)	<input type="checkbox"/> None
<input type="checkbox"/> Serious injury requiring medical intervention or hospitalization	<input type="checkbox"/> Pending further investigation
	<input type="checkbox"/> Unknown and is unlikely to ever be known

Were charges filed against the subject by a prosecutor?

<input type="checkbox"/> Yes
<input type="checkbox"/> No
<input type="checkbox"/> Pending further investigation
<input type="checkbox"/> Unknown and is unlikely to ever be known

# 2024 Statewide Data on Reportable Use of Force in Nevada

Office of the Nevada Attorney General

## OFFICER INFORMATION

Please complete the following set of questions for each officer from your agency who actually applied force that resulted in death, serious bodily injury, or discharged a firearm at or in the direction of a person in the course of this incident. Do not include any officers who were assisting or present, did not apply force, or applied force that did not meet the criteria as specified above.

Total number of officers who actually applied force during the incident: \_\_\_\_\_

- Pending further investigation
- Unknown and is unlikely to ever be known

Number of officers from your agency who actually applied force during the time of incident: \_\_\_\_\_

- Pending further investigation
- Unknown and is unlikely to ever be known

	Officer #1	Officer #2	Officer #3
Sex of Officer:	_____	_____	_____
Race and Ethnicity:	_____	_____	_____
Age:	_____	_____	_____
Height:	_____	_____	_____
Weight:	_____	_____	_____
Years of Service:	_____	_____	_____

Did the officer work full time? (160 or more hours/month):

Officer #1  Yes  No      Officer #2  Yes  No      Officer #3  Yes  No

Was the officer readily identifiable by clothing or insignia at the time of the incident?

Officer #1  Yes  No      Officer #2  Yes  No      Officer #3  Yes  No

Was the officer on duty at the time of the incident?

Officer #1  Yes  No      Officer #2  Yes  No      Officer #3  Yes  No

Did the officer discharge a firearm at or in the direction of a person during the incident?

Officer #1  Yes  No      Officer #2  Yes  No      Officer #3  Yes  No

Was the officer injured during the incident that precipitated the use of force (serious or minor)?

Officer #1  Yes  No      Officer #2  Yes  No      Officer #3  Yes  No

## 2024 Statewide Data on Reportable Use of Force in Nevada

Office of the Nevada Attorney General

If applicable, what were the officer's injuries during the incident that precipitated the use of force?

See choices below, select all that apply.

### Officer #1

- |   |   |
|---|---|
| <input type="checkbox"/> Other apparent minor injuries                                    | <input type="checkbox"/> Death                                    |
| <input type="checkbox"/> Gunshot wound (including minor or grazing wound)                 | <input type="checkbox"/> Pending further investigation            |
| <input type="checkbox"/> Unconsciousness  | <input type="checkbox"/> Unknown and is unlikely to ever be known |
| <input type="checkbox"/> Serious injury requiring medical intervention or hospitalization |   |

### Officer #2

- |   |   |
|---|---|
| <input type="checkbox"/> Other apparent minor injuries                                    | <input type="checkbox"/> Death                                    |
| <input type="checkbox"/> Gunshot wound (including minor or grazing wound)                 | <input type="checkbox"/> Pending further investigation            |
| <input type="checkbox"/> Unconsciousness  | <input type="checkbox"/> Unknown and is unlikely to ever be known |
| <input type="checkbox"/> Serious injury requiring medical intervention or hospitalization |   |

### Officer #3

- |   |   |
|---|---|
| <input type="checkbox"/> Other apparent minor injuries                                    | <input type="checkbox"/> Death                                    |
| <input type="checkbox"/> Gunshot wound (including minor or grazing wound)                 | <input type="checkbox"/> Pending further investigation            |
| <input type="checkbox"/> Unconsciousness  | <input type="checkbox"/> Unknown and is unlikely to ever be known |
| <input type="checkbox"/> Serious injury requiring medical intervention or hospitalization |   |

Once the information has been gathered, log into LEEP and access the National Use-Of-Force Data Collection system to submit the incident.

**QUESTIONS?** The data-entry portal contains additional information, such as frequently asked questions, help links, quick guides, video demonstrations, and "what's new" pop-up notifications. If you have additional questions, call the Use-of-Force Help Desk at 304-625-9998 or e-mail [useofforce@fbi.gov](mailto:useofforce@fbi.gov).

# OAG Contacts

## OAG Criminal Justice Information

If you or your staff have questions about this report, please contact Assistant Attorney General Christine Jones Brady at (775) 684-1233 or [cbrady@ag.nv.gov](mailto:cbrady@ag.nv.gov).

## OAG Investigations

If you are a law enforcement agency or government entity and would like to refer a matter to the OAG, you may contact Chief of Investigations William H. Scott, Jr. at (702) 486-3781 or [wscott@ag.nv.gov](mailto:wscott@ag.nv.gov).

## OAG Legislative Relations

The point of contact for Legislative Relations and Public Affairs is Chief of Staff Teresa Benitez-Thompson at (775) 684-1133 or [tbthompson@ag.nv.gov](mailto:tbthompson@ag.nv.gov).

## OAG Pattern or Practice Investigations

NRS 41.0397 assigns the OAG with the authority to conduct pattern-or-practice investigations and work with police agencies to reform patterns of unlawful policing. If you have any questions about this law, you may contact the General Counsel Leslie Nino Piro at (702) 486-3077 or [lninopiro@ag.nv.gov](mailto:lninopiro@ag.nv.gov).

---

## SPECIAL THANKS TO NEVADA'S DEPARTMENT OF PUBLIC SAFETY

### **George Togliatti, Director**

Department of Public Safety

### **Erica Souza-Llamas, Division Administrator**

Records, Communications and Compliance Division

### **Georgina Castaneda, Special Services Manager**

Records, Communications and Compliance Division

### **Raymond Mansi, Management Analyst II**

Records, Communications and Compliance Division

### **Justin Blakeley, NCJIS Program Specialist**

Records, Communications and Compliance Division

# OAG General Information

Nevada Attorney General Aaron D. Ford

## WEBSITE

<https://ag.nv.gov/>

## OFFICE LOCATIONS AND CONTACT INFORMATION

### Carson City

#### Office of the Attorney General

100 North Carson Street

Carson City, NV 89701

Telephone: 775-684-1100

Fax: 775-684-1108

### Reno

#### Office of the Attorney General

5420 Kietzke Lane, Suite 202

Reno, NV 89511

Telephone: 775-687-2100

Fax: 775-688-1822

### Las Vegas

#### Office of the Attorney General

McCarran Center - State of Nevada Campus

1 State of Nevada Way, Suite 100

Las Vegas, NV 89119

Telephone: 702-486-3420

Fax: 702-486-3768

### ***Email us:***

***We appreciate you taking the time to contact our office to express your views and concerns, or to report suspicious activities. Please be advised that only officially filed complaints can be accepted and reviewed by this office. Emails sent to the below email address containing allegations or complaints will not be treated as officially filed complaints. If you would like to file a complaint with our office, please visit our [CSU Complaints & FAQ](#) for more information.***

Email: [AgInfo@ag.nv.gov](mailto:AgInfo@ag.nv.gov)