

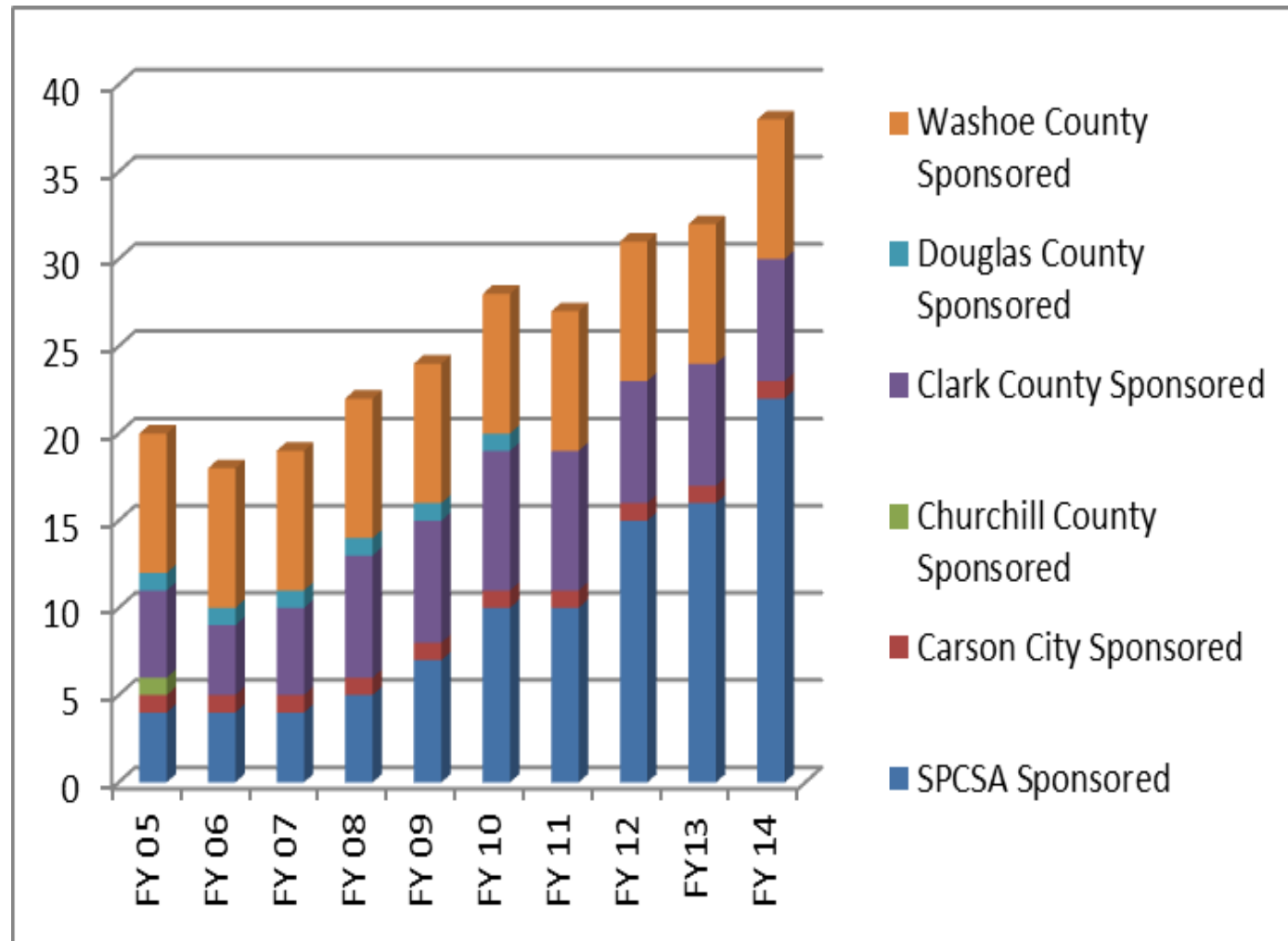
STATE PUBLIC CHARTER SCHOOL AUTHORITY

2016 – 2017 Agency Overview

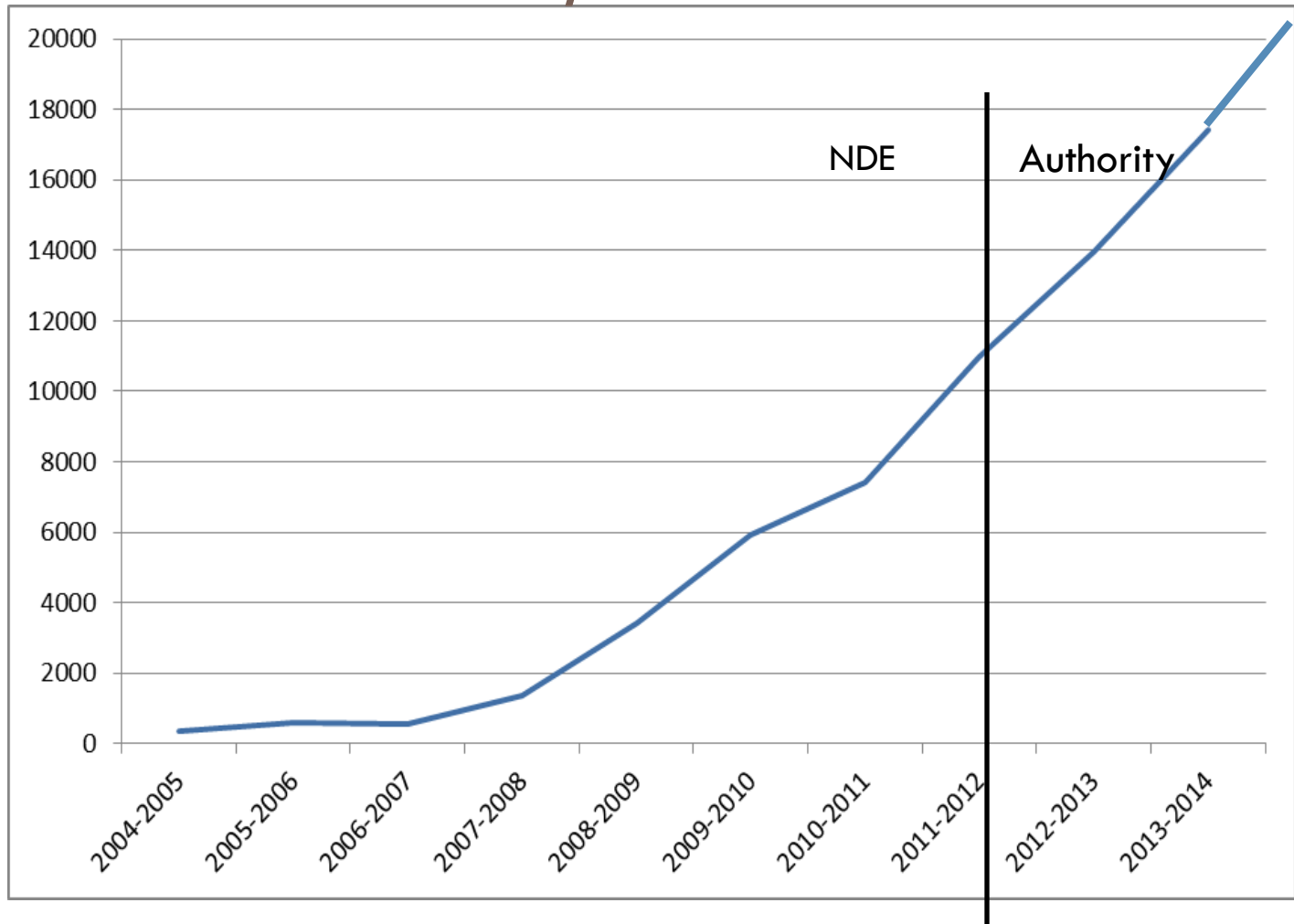
Charter Authority: Statutory Base

- ▣ Transfer SBE/NDE Authority and Schools (2011 session)
- ▣ Purpose (NRS 386.509)
 - ▣ Authorize high-quality charter schools;
 - ▣ Provide oversight, ensure schools maintain high standards, preserve autonomy, and protect public interests; and
 - ▣ Serve as a model of best practices.
- ▣ October 2011 office established, January 2012 Seven Member Board Seated
- ▣ Deemed a Local Education Agency 2013 (NRS 386.5135)
- ▣ Automatic Closure passed 2013, effective Fall 2016 (NRS 386.5351)

FY '05 to '14: Active Charter Schools

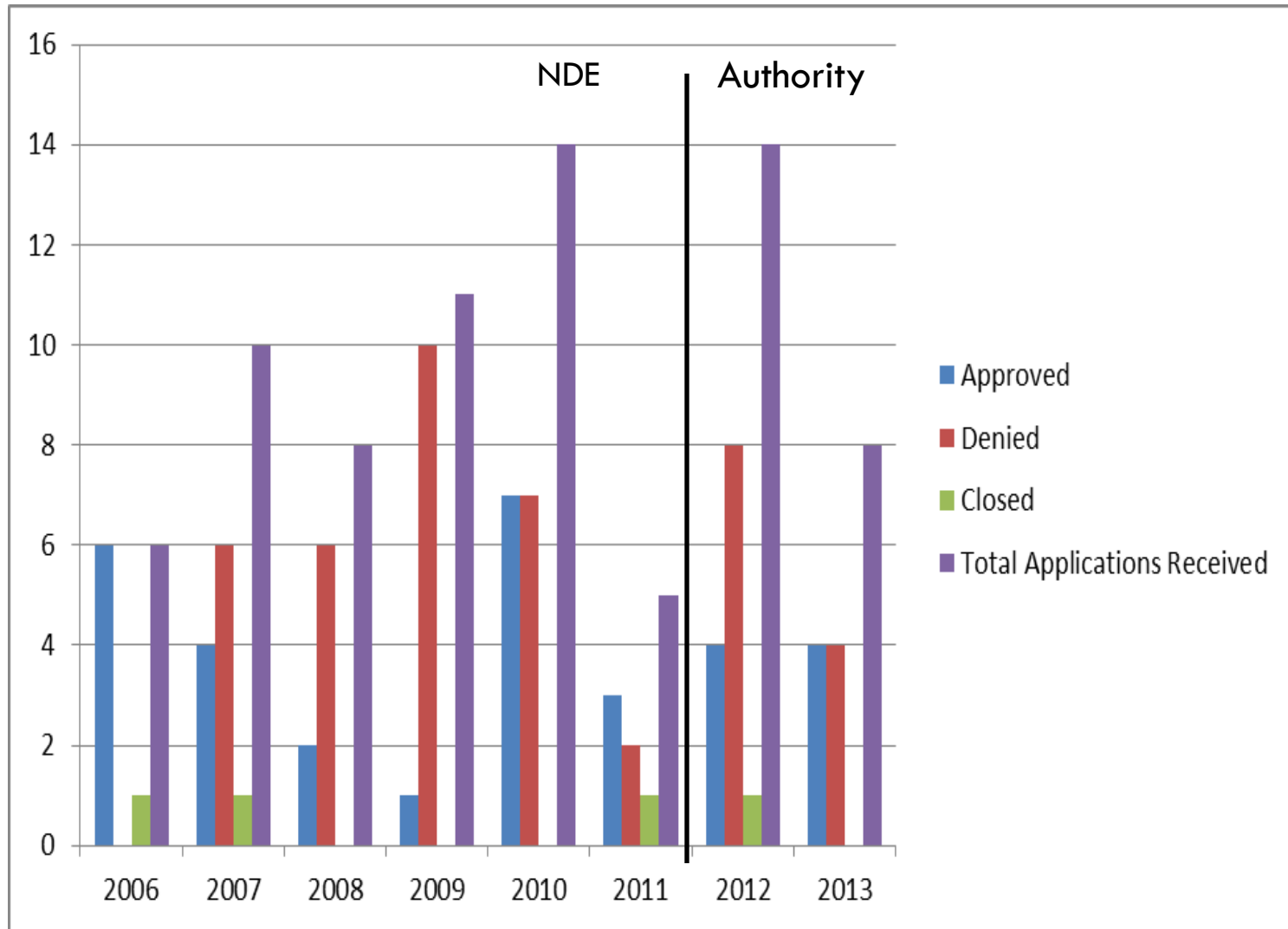


2004-14 NDE/SPCSA Enrollment



■ SPCSA Portfolio is Nevada's Third Largest School System

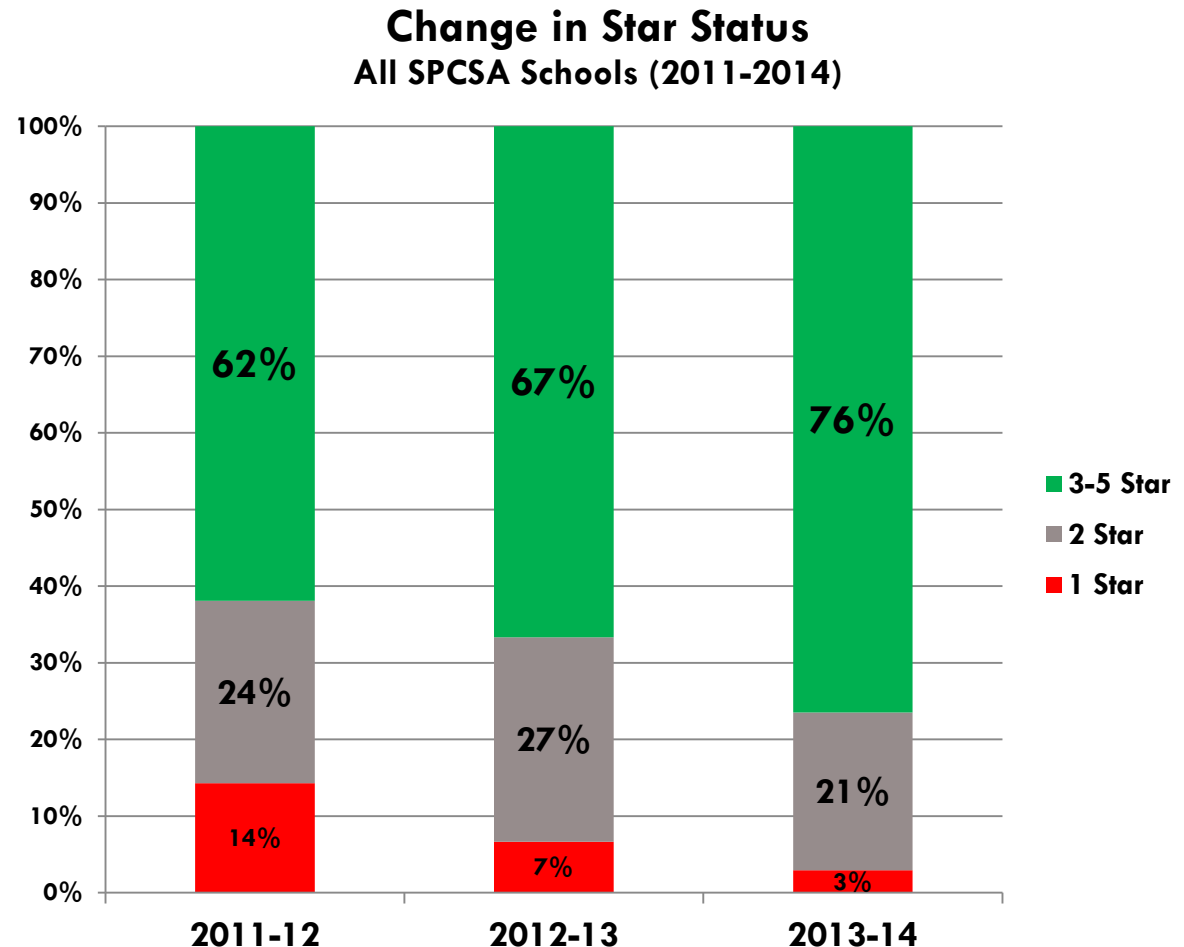
2006-13 Charter Application History



■ Eight 2014-15 charter applications are currently under review

Student Achievement: Progress

- Significant Academic Improvement
- Schools Chartered After 2010 Generally Outperform Older Schools
- Dramatic Growth in Quality Seats



Student Population: Challenge

- Vast Majority of Portfolio & Growth is in Clark County Suburbs

- Low Income Population 25 Points Less Than State & 29 Less Than Clark

- Black & Hispanic Population 24 Points Less Than State & 31 Less Than Clark

		Ethnicity						
		Am In/AK Native %	Asian %	Hispanic %	Black %	White %	Pacific Islander %	Two or More Races %
2010-11		1.31%	5.98%	15.64%	8.58%	62.74%	1.21%	4.55%
2011-12		1.32%	5.70%	14.84%	9.65%	63.65%	1.69%	3.15%
2012-13		1.50%	5.99%	14.72%	9.93%	63.25%	2.09%	2.53%
2013-14		1.35%	6.08%	16.11%	9.40%	61.61%	2.07%	3.38%
State 2013-14		1.06%	5.59%	40.56%	9.92%	35.98%	1.33%	5.57%

		Special Populations					
		Special Education		ELL		Free/Reduced Lunch	
		#	%	#	%	#	%
2010-11		529	7.01%	32	0.42%	849	11.25%
2011-12		465	4.19%	30	0.27%	1,682	15.16%
2012-13		713	5.12%	93	0.67%	2,908	20.87%
2013-14		1,055	6.62%	350	2.20%	4,387	27.54%
State 2013-14		51,946	11.5%	67,836	15.02%	239,170	52.95%

- Charters Are Not Serving the Populations Most in Need of Quality School Options

Opportunity: Increase Equity & Outcomes

- Overcrowding and Underperformance Are Both Challenges: We Are Addressing Overcrowding But We Are Falling Short on Equity
- Incentivize Best in Class Charter Management Organizations Serving Low Income and High Need Students to Come to Nevada
 - ▣ View Recruitment of Top Flight Operators as a Long-Term Economic Development Engine
 - ▣ Remove Barriers to Entry and Make Adjustments to Education Ecosystem That Support Excellence
 - ▣ Demonstrate the Demographics Are Not Destiny: Proof Points
 - ▣ Grow Our Best Local Operators
- Continue Organic Growth of Suburban and Rural Movement While Making Strategic Investments in Urban Core
- Fast-Track Closure of Long-Term Underperformers and Allow Best-in-Class CMOs to Take Over Low-Performers in High Need Areas → Increase Likelihood of Federal Dollars

Questions?

