

The logo features a grey five-pointed star positioned above the text. To the left of the text, there are several curved, grey lines that sweep upwards and to the right, suggesting motion or a comet's tail. The background of the top half of the image is a dark blue, curved shape that resembles a stylized horizon or a part of a globe.

*Nevada Ready!*

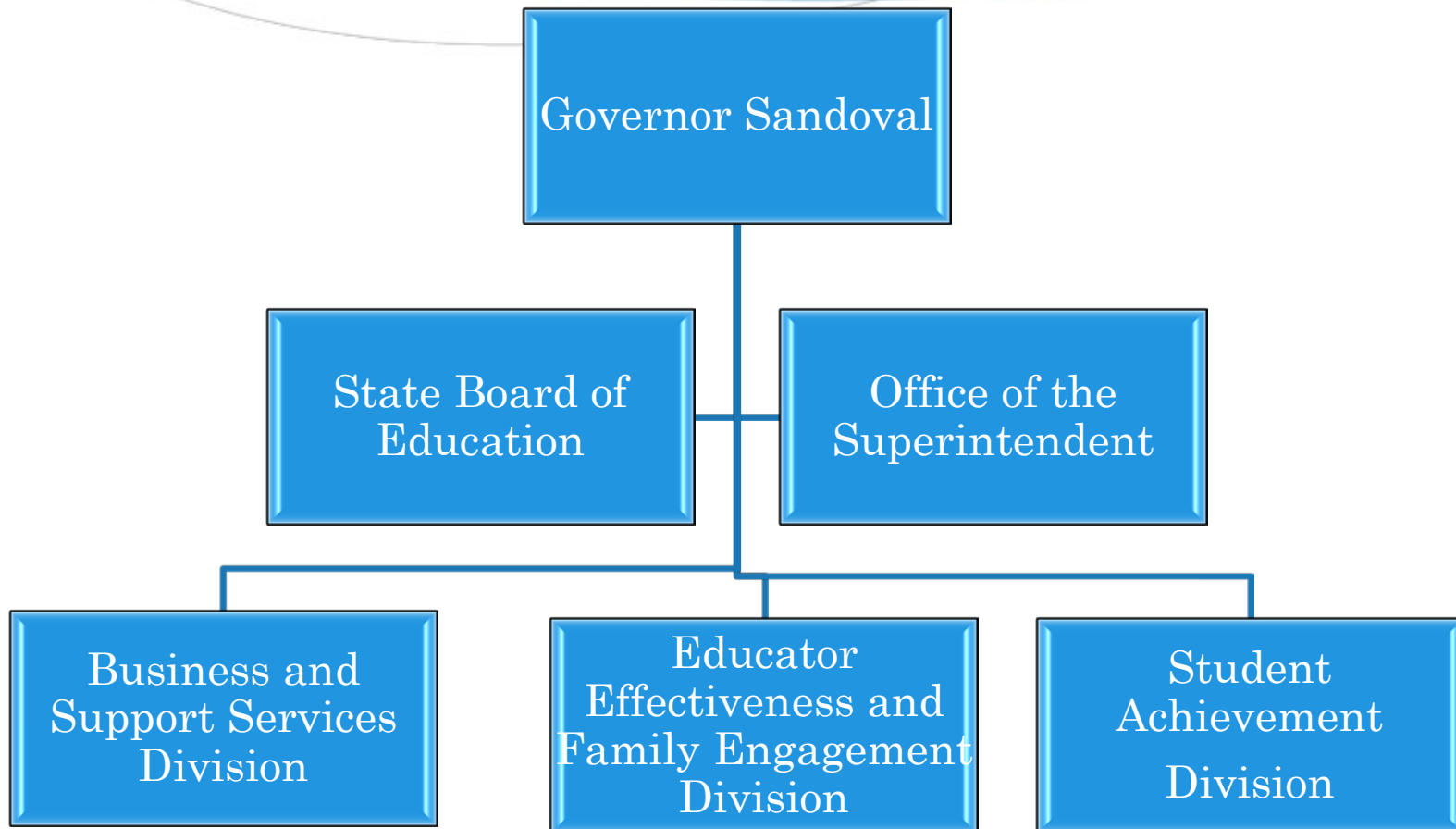
Nevada Department of Education

# System Overview

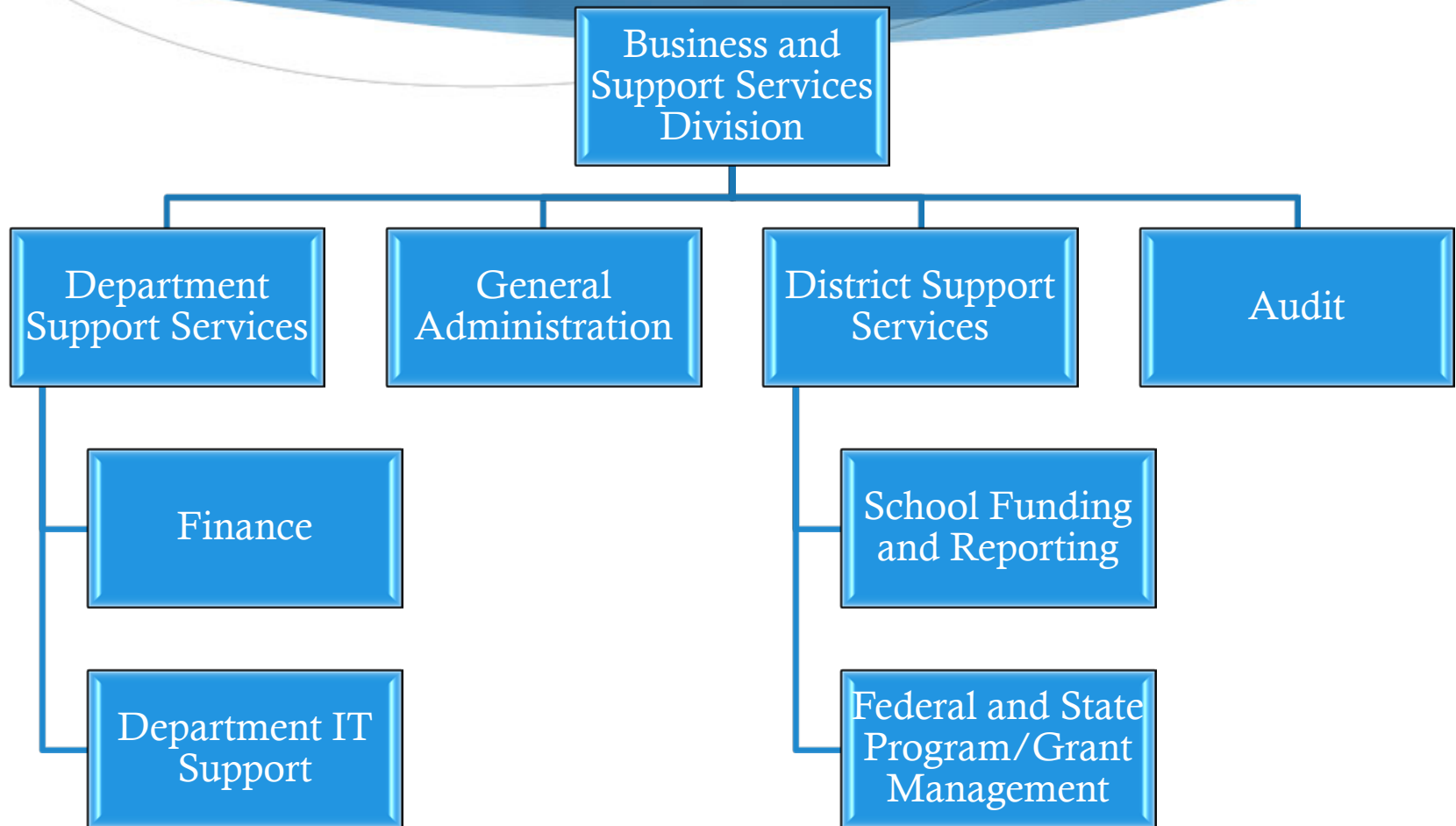
- Over 459,000 students in the K-12 System (school year 2014-15)
- Over 31,000 adult students served by state- and federally-funded programs
- Over 6,000 students enrolled in state-funded pre-k or Head Start programs
- Almost 1,300 Administrators
- 21,276 classroom teachers
- Over 4,600 licensed paraprofessionals
- Annually distribute over \$1.2 billion in state financial aid
- Annually distribute/grant an additional \$245.4 million in federal funding

# NDE's Reorganization

## Aligning Functions to Vision



# Business and Support Services Division



# Educator Effectiveness and Family Engagement Division

## Office of Educator Licensure

- Licensure – Initial, Recertification & Renewal

## Office of Educator Development & Support

- Professional Development
- Educator Evaluation (NEPF)

## Office of Parent Involvement & Family Engagement

- Parent and Family Engagement

# Student Achievement Division

Office of Standards  
& Instructional  
Support

Office of Early  
Learning &  
Development

Office of Student  
& School Support

Office of Special  
Education

Office of Career  
Readiness, Adult  
Learning &  
Education Options

Office of  
Assessment, Data  
& Accountability  
Management

# Student Achievement Division

1. Determine What Children Should Know
2. Apply Resources
3. Provide Assessments and Reporting
4. Deliver Interventions and Supports

# Current Challenges & Hot Topics

- ❖ Diverse Student Population
- ❖ Achievement Gaps
- ❖ Low Graduation Rates
- ❖ Low Performing Schools
- ❖ Declining Math Proficiency
- ❖ Skill Gaps



# Nevada's schools are incredibly diverse and the achievement gap persists

Nevada has one of the most diverse student populations in the nation and one of the highest percentages of English language learner (ELL) students. Source: National Center on Education Statistics, "English Language Learners," *Condition of Education* (2013).



A performance gap exists between ethnic groups. A significant difference exists between almost all ethnic groups compared to Whites.

# Graduation Rates Are Improving

The graduation rate for the class of 2013 rose to 70.65% from 63.08% in 2012

- Despite improvements, Nevada's Hispanic, American Indian and African American students continue to graduate at lower rates than other subgroups

# Challenged by Low Performing Schools

The number of one-star schools in Nevada increased from 19 to 28 between school years 2012-13 and 2013-14.

BUT . . .

Ninety-nine Nevada schools received a five-star rating in 2014, an increase from 82 in 2013.

- Number of Reward Schools tripled from 4 to 14

# Nevada Has a Math Problem

Math proficiency rates declined in 2013-14 for Nevada students in grades 3-8 (except grade 7, where rates held steady at 53%).

- Math proficiency rate for 8<sup>th</sup> graders is only 36.7%

# The Skills Gap Must Be Closed

**58%**

By 2020, jobs in Nevada requiring a career certificate or college degree

**28%**

Nevada adults who currently have an associate degree or higher

**30%**

**The Skills Gap**

Source: *Time is the Enemy*, Complete College America, 2011



# Opportunities for Success

- ❖ Early Childhood
- ❖ ESEA Waiver Extension
- ❖ NVACS Implementation  
(CCSS and NGSS)
- ❖ ZOOM Schools
- ❖ Aligned Assessment  
System
- ❖ NEPF

# Early Childhood

Approximately 180,000 children aged 0-4.

Head Start and “Quality Dollars” are now administered by the Department of Education.

Governor Sandoval has pledged to improve quality and access to pre-K programs of all kinds.

Full Day Kindergarten expansion is connected.



# ESEA Waiver Extension

Waiver granted 2012.

- Standards
- School Framework
- Educator Evaluations

One-year extension granted July 3, 2014.

- Improve monitoring of standards implementation
- Flexibility for educator evaluations

Next Application due March 2015.



# NVACS Implementation



# ZOOM Schools

20 schools in Clark and Washoe Counties

Grant program for rural districts

Particular emphasis on pre-K, all-day Kindergarten, reading, and intercessions/summer

Early results are positive

# Assessment Overview

ACT for all students in 11<sup>th</sup> grade.

New end-of-course exams in high school.

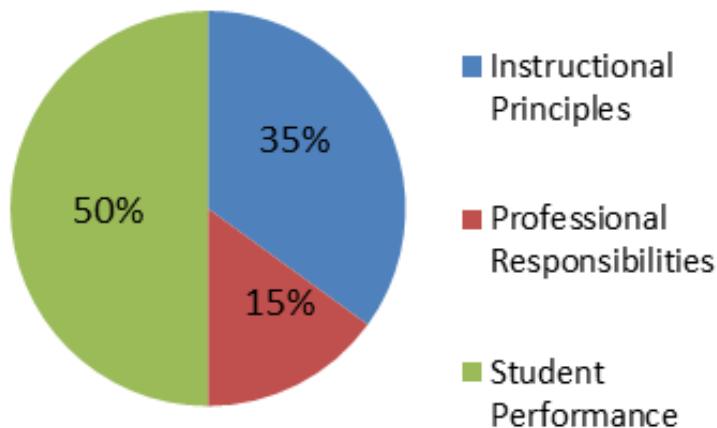
Criterion referenced tests for students in grades 3-8.

- Smarter Balanced for ELA, Mathematics
- Science

Alignment is finally possible.

# Nevada Educator Performance Framework (NEPF)

## Total Evaluation Weighting



Teachers and Leaders Council

Standards and Indicators apply to administrators and teachers

2014-15: Parallel systems in each district, ongoing professional development and second year of validation

2015-16: Full implementation required by Nevada law

# NDE Vision and Goals

Vision: All Nevadans ready for success in the 21<sup>st</sup> Century!

## Goals

1. All students are proficient in reading by the end of 3rd grade.
2. All students enter high school with the skills necessary to succeed.
3. All students graduate college and career ready.
4. Effective educators serving students at all levels.
5. Efficient and effective use of public funds to achieve the highest return on educational investment.