

MEMBERSHIP PROFILE OF THE 2019 NEVADA LEGISLATURE

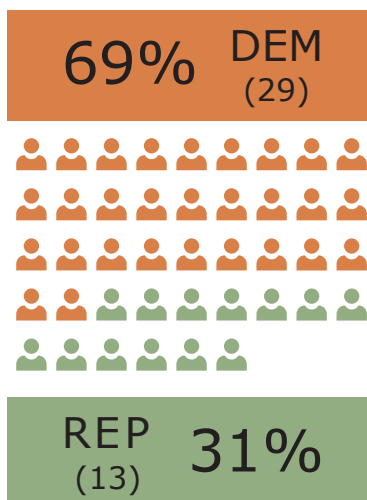
RESEARCH DIVISION STAFF
APRIL 2019

2019 NEVADA LEGISLATORS BY PARTY

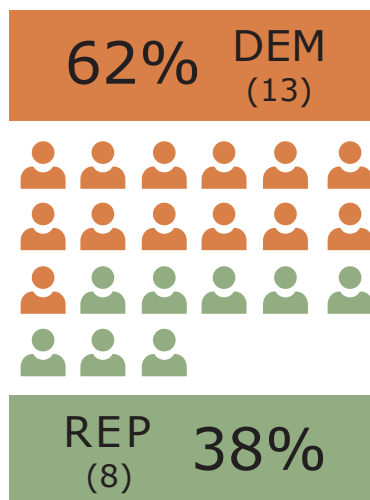
LEGISLATURE OVERALL

Democratic 42 (66.7%)
Republican 21 (33.3%)

ASSEMBLY



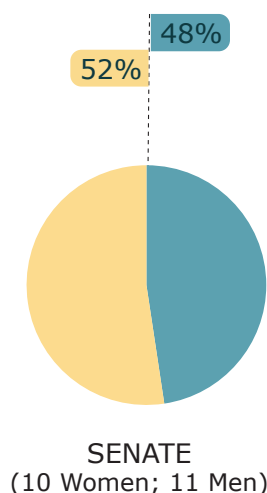
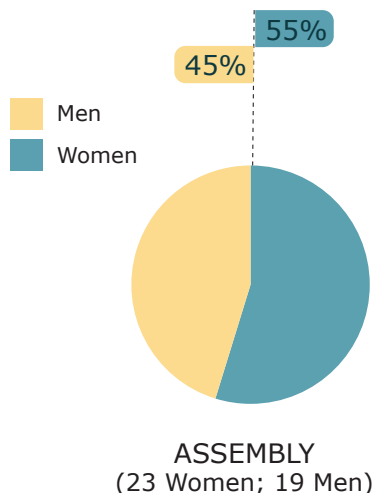
SENATE



2019 NEVADA LEGISLATORS BY GENDER

LEGISLATURE OVERALL

Women 33 (52.4%)
Men 30 (47.6%)

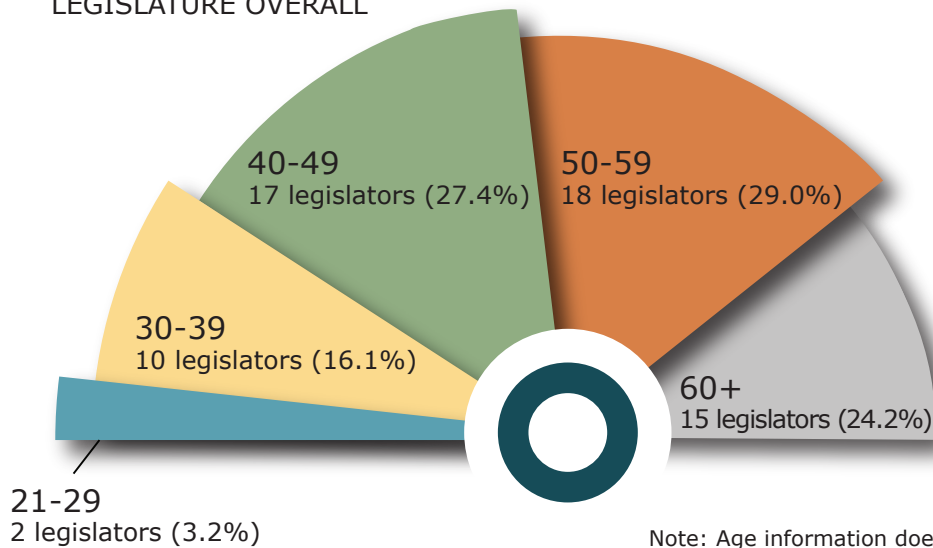


Nevada's 2019 Legislature represents a wide range of ages and vocations, with Democrats and women holding majorities. Here are some highlights:

- Nevada has the first female-majority state legislature in the nation. Women make up 52 percent of legislators overall, holding 55 percent of seats in the Assembly and 48 percent of seats in the Senate.
- Democrats hold majorities in both houses, with a 38-point advantage in the Assembly and a 24-point advantage in the Senate.
- Legislators range in age from 23 (Selena Torres) to 75 (David R. Parks). A majority of legislators (56 percent) fall in the 40-to-59 age range. Legislators in the Senate trend slightly older than their counterparts in the Assembly.
- Legislators' primary occupations include everything from small business owner or nonprofit administrator, to physician or rancher. The most represented occupation—with 12 legislators—is attorney.
- Legislators hail from 23 states and 1 foreign country, Ethiopia (Alexander [Alex] Assefa). Twenty-five legislators (40 percent) were born in Nevada.

2019 NEVADA LEGISLATORS BY AGE

LEGISLATURE OVERALL



ASSEMBLY

21-29	1 (2.4%)
30-39	7 (17.1%)
40-49	13 (31.7%)
50-59	12 (29.3%)
60+	8 (19.5%)

SENATE

21-29	1 (4.8%)
30-39	3 (14.3%)
40-49	4 (19.0%)
50-59	6 (28.6%)
60+	7 (33.3%)

Note: Age information does not include Assemblywoman Lisa Krasner.

PRIMARY OCCUPATION OF 2019 NEVADA LEGISLATORS

Attorney 12	Educator 5	Physician 2	Ordained minister 1
Retired 8	Small business owner 5	Ranching / agriculture 2	Public administrator 1
Nonprofit administrator 6	Computers / technology 2	Grievance specialist 1	Real estate 1
Communications / public relations / public affairs 5	Construction contractor 2	Guest service agent 1	Utility manager 1
Consultant 5	Labor organization 2	Licensed social worker 1	

2019 NEVADA LEGISLATORS BY BIRTHPLACE

