

ANNUAL REPORT OF THE NEVADA JUDICIARY



FISCAL YEAR 2012

FIAT JUSTITIA -LET JUSTICE BE DONE



Nevada Supreme Court

Chief Justice Nancy Saitta from September 2011 to May 2012

Front Row:

Left to Right: Justice James W. Hardesty, Chief Justice Nancy Saitta, and Justice Michael L. Douglas

Back Row:

Left to Right: Justice Kristina Pickering, Justice Ron D. Parraguirre, Justice Michael A. Cherry, and Justice Michael Gibbons



Nevada Supreme Court

Chief Justice Michael A. Cherry from May 2012 to January 2013

Front Row:

Left to Right: Justice Michael L. Douglas, Chief Justice Michael A. Cherry, and Justice Nancy Saitta

Back Row:

Left to Right: Justice Kristina Pickering, Justice Michael Gibbons, Justice Ron D. Parraguirre, and Justice James W. Hardesty

ANNUAL REPORT OF THE NEVADA JUDICIARY

JULY 1, 2011 - JUNE 30, 2012

Table of Contents

A Message from Chief Justice Saitta..... 2

A Message from Chief Justice Cherry..... 3

A Note from the State Court Administrator..... 5

Nevada Court Structure..... 6

Funding the Courts..... 9

Judicial Summit.....10

Foreclosure Mediation.....11

Judicial Council of the State of Nevada..... 12

Commissions and Committees..... 12

Work of the Courts.....17

The Nevada Judiciary Caseload Statistics Report

Uniform System for Judicial Records..... 27

Supreme Court..... 29

District Courts..... 32

Justice Courts..... 39

Municipal Courts..... 44

Traffic Violations..... 46

Specialty Courts..... 50

Courts with Incomplete Data..... 54



The Nevada Supreme Court Building

Built in 1991, the Nevada Supreme Court Building consists of approximately 20,000 tons of concrete. The colonnades on the east and west sides of the building were designed to reduce required heating and cooling energy. These colonnades simultaneously enhance the historical and humanistic concept of the judicial system. Building symmetry and balanced proportions emphasize architecturally the equality of law and balance of justice.

The building was space planned and designed to avoid the traditional concept of "front" and "back." Except for the central portico on the west side, opposite building facades are similar. The building, as a symbol of its function, does not turn a back to anyone, and intends to be freely accessible, and open, in all directions.

The building materials, with a few exceptions, are of American sources and manufacture. From footings to the skylight, the Nevada Supreme Court Building is truly an American product in planning and design, labor and materials, spirit and purpose. Located in the Supreme Court Building is the Law Library, Supreme Court Clerk's Office, Administrative Office of the Courts, Courtroom, and Chambers.

Estimates are that the Supreme Court Building, during a 2-year construction period, and including 5 years of planning by the design team, represents a human effort of approximately 800,000 hours.

Appendix Tables

Available on the Supreme Court Website

WWW.NEVADAJUDICIARY.US

(PHOTO CREDITS ARE ON THE INSIDE BACK COVER)

Designed, prepared, and published by the Supreme Court of Nevada, Administrative Office of the Courts
 201 South Carson Street, Carson City, Nevada 89701
 775-684-1700 • WWW.NEVADAJUDICIARY.US

A MESSAGE FROM THE CHIEF JUSTICE

(FROM SEPTEMBER 2011 TO MAY 2012)



This year's Annual Report of the Nevada Judiciary provides a snapshot of what the people of Nevada received from our civil, criminal, family, and juvenile courts. But, it depicts just the tip of the iceberg, so to speak, with respect to the hard work of our judges and their staff across our state. This report details the heroic efforts of our court family as it works through caseloads and burdening schedules to maintain an open, fair system of justice.

The economic struggles that our state faced in fiscal year 2012 made it difficult to adequately staff courtrooms and maintain timely disposition of cases. As always, the Judicial branch tightened its belt, stepped up, and did its best to work around the crisis. Why? Because judges and courthouse staff truly understand that "justice delayed is justice denied."

This report provides wonderful examples of innovation and achievement in every corner of the state. The commitment, ingenuity, and hard work of our judges and their staff, as illustrated in the report, show how the justice system has met challenges never before seen in the Judicial Branch of government.

Our core function is to resolve disputes pursuant to the rule of law and our Constitution. Despite threats to the effective functioning of our system, we must safeguard our mandate—to dispense justice in a fair, impartial, and timely manner.

Case numbers do not tell the story. Every case represents a very real matter—the deprivation of one's liberty, the safe and stable custody of our children, the disposition of one's property. Limited resources, increased workloads, and greater complexity of cases threaten the very essence of the system.

As our courts evolve to answer the call of justice, I am proud and humbled to report to you that your court system, through unique specialty courts, alternative forms of dispute resolution, and pure grit, are keeping the doors of your courtrooms open, accessible, and available to all. A system of justice, the rule of law which supports our very freedom, can only exist as long as the people it serves have trust and confidence in that system.

Our judges continue to educate themselves at the highest level possible, and our administrators work to meet the needs of the communities they serve. One judge who created an innovative, nationally recognized program for youthful drug addicted offenders is oft-quoted when he says, "We save what we can or we go down fighting..." That is how the Nevada Judiciary lives.

I am honored to be a part of a system that believes in freedom and liberty for all, where every judge, lawyer, staff assistant, or administrator believes that they can make a difference and that their efforts matter. My special thanks to each and every one of you across the state for all that you do. We are better because of you.

A handwritten signature in black ink that reads "Nancy Saitta". The signature is fluid and cursive.

Nancy Saitta
Chief Justice from September 2011 to May 2012
Supreme Court of Nevada



A MESSAGE FROM THE CHIEF JUSTICE

(FROM MAY 2012 TO JANUARY 2013)



On May 7, 2012, I had the honor of becoming the Chief Justice of the Nevada Supreme Court. Needless to say, this was the ultimate achievement of my entire judicial career. Since there were 3 justices eligible to be Chief Justice during 2011 and 2012, it was decided by Justices Douglas, Saitta, and me that we would each serve for a term of 8 months as Chief Justice.

It is my belief that once Justice Pickering serves as Chief Justice in 2013 and all 7 justices would have then served the state as Chief Justice, it is imperative that beginning in 2015 and thereafter the term of service for an incoming Chief Justice should be the full 2 years. In the alternative, it is high time for the Nevada Constitution, which dates back to 1864, to be amended to either have the Chief Justice elected by the people or at least chosen by his or her colleagues for a reasonable term in office.

Since becoming Chief Justice I have been diligently preparing the court for the 2013 Legislative Session. I have called upon Justices Pickering and Hardesty along with our government affairs person, Ben Graham, and our AOC legislative guru, John McCormick, to map out a strategy for the upcoming legislative session. Of course, our top priority will be the passage of legislation for our most needed Court of Appeals so that the question can be on the ballot in November 2014. It is a well-known fact that Nevada suffers serious judicial disabilities in not having a Court of Appeals. It is well-known that I favor *en banc* dispositions over panel dispositions. I have striven to make sure that the most important cases and the most important legal issues are presented to all seven justices sitting *en banc*. I truly hope that future chiefs will continue this process. After all, the voters have elected all seven of us to decide cases.

Much of my time as Chief Justice is spent on budget and personnel issues with Deanna Bjork, our budget manager, and Debra Norvell, our human relations manager. These two employees are top notch and are prime examples of the excellent quality of our state employees. I have tried to fill as many vacant positions in the AOC and Supreme Court as was fiscally feasible. This was essential to enable the Court to maintain a high level of efficiency and competency. With the mandated furloughs and wage reductions it was essential to maintain morale among our trusted and loyal employees. Our Cheer Committee holds events to celebrate birthdays, new hires, and numerous other events.

I would like to take this opportunity to salute my 6 colleagues, all of whom are dedicated justices with an abundance of intellect, compassion and a sense of fair play. They make the job of Chief Justice an opportunity to bring greatness to our Court and the State of Nevada.

I wish to extend my heartfelt thanks to all the people who serve the Court. Many thanks go to our dedicated and hard-working employees: Clerk, Tracie Lindeman and her staff; State Court Administrator and Director of the Administrative Office of the Courts, Robin Sweet and her staff; central staff, which is supervised by Phaedra Kalicki and Sarah Moore; and our library staff.

Last, but by far not the least, I wish to acknowledge my marvelous Judicial Chambers Assistant, Janice Luevano, and my brilliant law clerks, Kathleen Brady, Esq., and Scott Lachman, Esq., for their loyalty and service to me as Chief Justice.

A handwritten signature in black ink that reads "Michael A. Cherry". The signature is fluid and cursive.

Michael A. Cherry
Chief Justice From May 2012 to January 2013
Supreme Court of Nevada



JUSTICES OF THE NEVADA SUPREME COURT



Chief Justice Michael A. Cherry (Chief from May 2012 to January 2013) has been an attorney in Nevada since 1970 when he became a Deputy Clark County Public Defender. He then became a private attorney and served as Special Master in the MGM Grand Hotel and Las Vegas Hilton Hotel fire litigation cases. In 1997, Chief Justice Cherry returned to public service as the newly created Clark County Special Public Defender. In 1998, he was elected a District Court judge in Clark County. In 2006, he was elected to his current seat on the Nevada Supreme Court. A graduate of Washington University School of Law, Chief Justice Cherry chairs the Indigent Defense Commission that is examining how the justice system deals with criminal defendants who cannot hire their own attorneys. He also is the supervising justice over the Senior Justice and Judge Program.



Chief Justice Nancy M. Saitta (Chief from September 2011 to May 2012) began her judicial career when she was appointed as a Las Vegas Municipal Court Judge in 1996. Two years later she was elected to the District Court in Clark County, where she created the specialized Complex Litigation Division for case management of construction defect and other voluminous cases. The achievement received national recognition in 2003. At the Supreme Court, she is chair of the Court Improvement Program Committee and the Judicial Public Information Committee, and co-chairs the Commission on Statewide Juvenile Justice Reform. She is a graduate of Wayne State University.



Associate Chief Justice Michael L. Douglas, the first African American justice in Nevada's history, was appointed to the high court in March 2004 and elected to a full term in 2006. A graduate of the University of California Hastings College of the Law, Justice Douglas began his Nevada legal career as an attorney with Nevada Legal Services in 1982. Two years later, he was hired by the Clark County District Attorney's Office, where he worked until 1996, when he was appointed to the District Court bench. He served as Chief Judge and Business Court Judge along with handling a variety of civil and criminal cases. He co-chairs the Supreme Court Bench-Bar Committee, the Access to Justice Commission, and the Specialty Court Funding Committee.



Justice Kristina Pickering was elected to the Nevada Supreme Court in 2008. She graduated from Reno High School (National Merit Scholar; Presidential Scholar), Yale University (B.A. cum laude) and the University of California, Davis, School of Law (Order of the Coif; Law Review). Justice Pickering clerked for United States District Judge Bruce R. Thompson in Reno, then entered private practice, focusing on complex civil litigation. Justice Pickering is a life member of the American Law Institute. Over the course of her legal career, she has served in a variety of positions to improve the legal profession and court system in Nevada and on committees at the state and national levels addressing court rules, lawyer ethics, and professional conduct.



Justice Mark Gibbons was elected to the Nevada Supreme Court in 2002 after serving 6 years as a District Judge in Clark County. Prior to becoming a judge, he had a long career as a private attorney specializing in real estate related litigation. His judicial career has been marked by a commitment to modernizing Nevada's court system. At the District Court, he served as Chief Judge and was appointed to the Supreme Court's Jury Improvement Commission. At the Supreme Court, he is co-chair of the Specialty Court Funding Committee and the Supreme Court's Information Technology Committee. He is a graduate of Loyola University School of Law.



Justice James W. Hardesty is a native Nevadan, having been born and raised in Reno. A graduate of McGeorge School of Law, he practiced law in Reno from 1975 through 1998, when he was elected to the District Court bench in Washoe County. He served as Chief Judge for two terms and was president of the Nevada District Judges Association in 2003. He was elected to the Supreme Court in 2004. He currently co-chairs the Nevada Supreme Court Bench-Bar Committee, the Nevada Supreme Court Access to Justice Commission, and the Commission on Statewide Juvenile Justice Reform. He is vice-chair of the Nevada Legislature's Advisory Commission on the Administration of Justice.



Justice Ron D. Parraguirre is a fourth generation Nevadan and second generation judge (his father was a Fifth Judicial District Judge). A graduate of the University of San Diego School of Law, Justice Parraguirre's judicial career began in 1991 when he won a seat on the Las Vegas Municipal Court. He served there until then-Governor Kenny Guinn appointed him in 1999 to a seat on the District Court in Clark County. As a District Judge, he served on more than a dozen commissions and committees. He also served as president of the Nevada District Judges Association during 2004. Justice Parraguirre was first elected to serve as a Justice on the Nevada Supreme Court in 2004. Justice Parraguirre currently serves as the chair of the Settlement Judge Core Committee.



A NOTE FROM THE STATE COURT ADMINISTRATOR



“If we are to keep our democracy, there must be a commandment: thou shalt not ration justice.”
– Judge Learned Hand

In an economic climate marked by shrinking resources, the Nevada Judiciary is challenged to cope with high caseloads, crowded calendars, and parties who cannot afford legal representation. Some who come to our courts face language barriers that impact their abilities to navigate through a justice system, which seems to be increasingly complex. Parties seeking assistance are often struggling with financial hardship, violence, substance abuse, or mental health issues.

In addition to the access to justice issues that courts routinely face, Nevada’s economic downturn has complicated the ability of judges and court administrators to focus on other issues such as interpreter services, secure access to court buildings, and legal information and self-help services for the unrepresented.

Although the Judiciary is a separate and independent branch of government, we recognize the value of working with our partners in the other branches of government as well as the private sector. Supreme Court Commissions such as those on indigent defense or juvenile justice are careful to bring representatives from state and local justice partners to help improve efforts in these areas. Our Specialty Courts bring together prosecutors, law enforcement, service providers, and others interested in this very successful system to provide justice and reform for our citizens. Our information systems look for ways to transmit data among disparate systems reducing the workload for courts as well as our justice partners.

The Supreme Court staff work hard to support these areas to improve access to justice for those in Nevada we are committed to serve. The trial court staff work hard every day to ensure the citizens and visitors receive their day in court. This report provides information and examples of the work and the successes of the courts throughout Nevada.

We recognize that Nevada’s courts at every level will continue to struggle with limited resources. However, we must remember that a cornerstone of our democracy is the rule of law promulgated by the Judicial Branch and the justice that it brings when dispensed in a timely manner. We must be careful not to ration justice so that we may continue successfully within our democracy.

A handwritten signature in black ink that reads "Robin Sweet". The signature is written in a cursive, flowing style.

Robin Sweet
Director, Administrative Office of the Courts
State Court Administrator
Supreme Court of Nevada



NEVADA'S COURT STRUCTURE

The Nevada Judiciary is the Third Branch of government—as equal and independent as the Executive and Legislative Branches. Empowered by the Nevada Constitution, judges play a vital role in our democratic system of checks and balances to guarantee our citizens have access to fair and impartial justice under the law.

Our justices and judges are responsible for resolving legal disputes as quickly and fairly as possible. As the chart below demonstrates, our court system consists of the Nevada Supreme Court, the state's highest court and only appellate court; and three levels of trial courts: the District, Justice, and Municipal Courts.

SUPREME COURT OF NEVADA

Comprised of **7 Justices**, this is the state's ultimate judicial authority. Supreme Court decisions become the law of the land. The primary job of the Justices is to rule on appeals from the trial courts, determining if legal errors were committed in court cases or whether verdicts and judgments were fair and correct. The Justices sit in panels of three for the majority of cases, or as the full court to decide the most significant legal issues.

The Supreme Court is the administrative head of the entire legal system. The Justices oversee the courts and issue rules governing everything from the court procedures to the ethical and professional conduct of judges and attorneys.

The Supreme Court also can create commissions and committees to study the judicial system and recommend changes and improvements, something that has been done with great success in recent years.

The Justices also fulfill a constitutional responsibility by sitting on the state's Board of Pardons, along with the Governor and Attorney General, to review requests for mercy from convicted criminals.

CLERK of the COURT

Responsible for all Supreme Court files and documents, manages the Court's caseload and dockets, coordinates public hearings, and releases the Court's decisions. Tracie Lindeman is the Clerk of the Court.

ADMINISTRATIVE OFFICE of the COURTS

Performs all administrative functions for the Supreme Court and provides support services to the trial courts in such areas as training and technology. Robin Sweet is the State Court Administrator.

LAW LIBRARY

Houses law books and other documents in its facility at the Supreme Court in Carson City. The Library is used, not only by the Court's law clerks, but also by the public. Christine Timko is the Law Librarian.

Appeals

DISTRICT COURTS

These are courts of "general jurisdiction" where major civil, criminal, family, and juvenile cases are decided. Nevada's **82 District Court Judges** preside over felony and gross misdemeanor trials, civil cases with a value above \$10,000, family law matters, and juvenile issues involving delinquency, abuse, and neglect. Appeals of District Court cases go to the Supreme Court.

Appeals

JUSTICE COURT

Justice Courts are courts of limited jurisdiction where criminal, civil, and traffic matters are decided. Nevada's **67 Justices of the Peace*** decide preliminary matters in felony and gross misdemeanor cases. Justice Courts also have original jurisdiction over misdemeanor crimes, traffic matters, small claims, civil cases up to \$10,000, and landlord-tenant disputes. Decisions in Justice Court cases may be appealed to the District Courts.

MUNICIPAL COURT

Municipal Courts are courts of limited jurisdiction where criminal, civil, and traffic matters are decided. **30 Municipal Court Judges*** preside over misdemeanor crimes and traffic cases in incorporated communities. The judges also preside over some civil matters under NRS 5.050, primarily involving the collection of debts owed their cities. Appeals of Municipal Court decisions are made to the District Courts.

* Nine limited jurisdiction judges serve their communities as both justice of the peace and municipal judge.

DISTRICT COURT JUDGES AND JUDICIAL DISTRICTS

DISTRICT COURT JUDGES

(as of June 30, 2012)

1ST JUDICIAL DISTRICT
 Judge James Todd Russell
 Judge James Wilson, Jr.

2ND JUDICIAL DISTRICT
 Judge Brent Adams
 Judge Janet Berry
 Judge Frances Doherty
 Judge Steve Elliott
 Judge Patrick Flanagan
 Judge Scott Freeman
 Judge Linda Gardner
 Judge David Hardy
 Judge Steven Kosach
 Judge Bridget Robb Peck
 Judge Jerome Polaha
 Judge Deborah Schumacher
 Judge Connie Steinheimer
 Judge Egan Walker
 Judge Chuck Weller

3RD JUDICIAL DISTRICT
 Judge Leon Aberasturi
 Judge William Rogers

4TH JUDICIAL DISTRICT
 Judge Alvin Kacin
 Judge Nancy Porter

5TH JUDICIAL DISTRICT
 Judge Robert Lane
 Judge Kimberly Wanker

6TH JUDICIAL DISTRICT
 Judge Michael Montero
 Judge Richard Wagner

7TH JUDICIAL DISTRICT
 Judge Steven Dobrescu
 Judge Dan Papez

8TH JUDICIAL DISTRICT
 Judge Valerie Adair
 Judge Nancy Alf
 Judge Rob Bare
 Judge David Barker
 Judge Linda Bell
 Judge James Bixler
 Judge Elissa Cadish
 Judge Kenneth Cory
 Judge Kathleen Delaney
 Judge Mark Denton
 Judge Bryce Duckworth

8TH JUDICIAL DISTRICT CONT.
 Judge Allan Earl
 Judge Kerry Earley

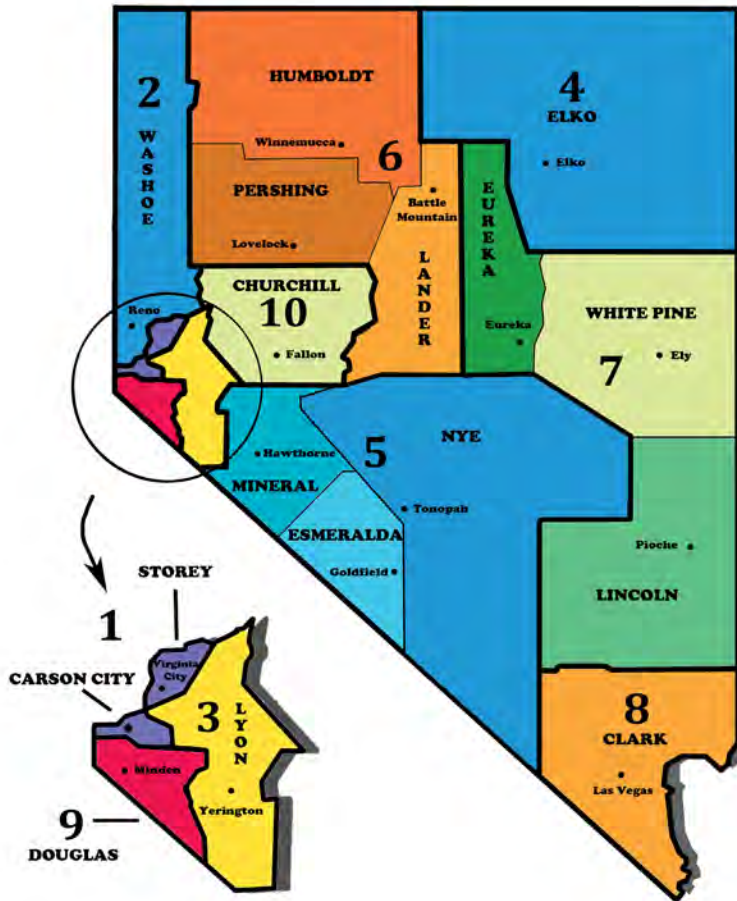
Judge Jennifer Elliott
 Judge Carolyn Ellsworth
 Judge Adriana Escobar
 Judge Cynthia N. Giuliani
 Judge Elizabeth Gonzalez
 Judge William Gonzalez
 Judge Mathew Harter
 Judge Bill Henderson
 Judge Douglas Herndon
 Judge Charles Hoskin
 Judge Ronald J. Israel
 Judge Susan Johnson
 Judge Steven E. Jones
 Judge Joanna Kishner
 Judge Michelle Leavitt
 Judge Stefany Miley
 Judge Cheryl Moss
 Judge Gayle Nathan
 Judge Vincent Ochoa
 Judge Kenneth Pollock
 Judge Sandra Pomrenze

8TH JUDICIAL DISTRICT CONT.
 Judge William Potter
 Judge T. Arthur Ritchie, Jr.

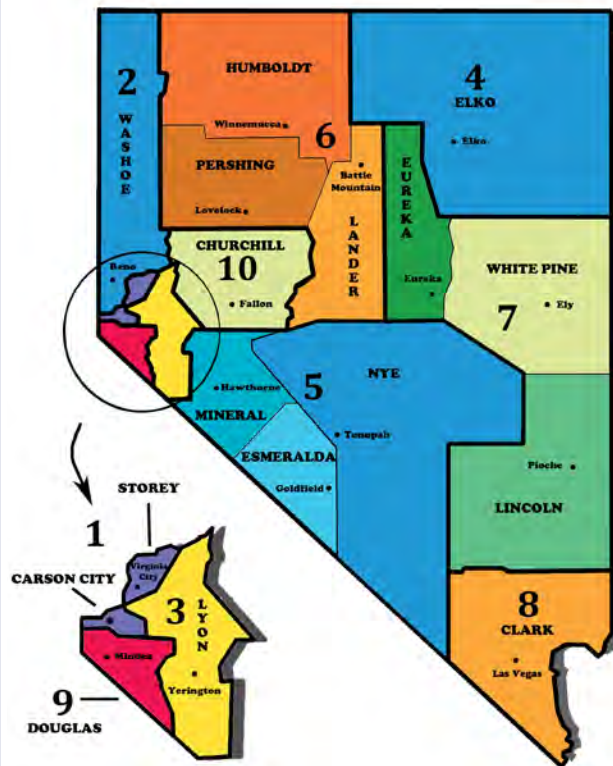
Judge Gloria Sanchez
 Judge Susan Scann
 Judge Abbi Silver
 Judge Douglas Smith
 Judge Cynthia Dianne Steel
 Judge Gloria Sturman
 Judge Frank Sullivan
 Judge Jerome Tao
 Judge Robert Teuton
 Judge Jennifer Togliatti
 Judge Valorie Vega
 Judge Michael Villani
 Judge William Voy
 Judge Jessie Walsh
 Judge Jerry Wiese
 Judge Timothy Williams

9TH JUDICIAL DISTRICT
 Judge David Gamble
 Judge Michael Gibbons

10TH JUDICIAL DISTRICT
 Judge Thomas Stockard



JUSTICE AND MUNICIPAL COURT JUDGES



JUSTICE COURT JUDGES (as of June 30, 2012)

1ST JUDICIAL DISTRICT CARSON CITY

Carson City Township
Judge John Tatro*
Judge Tom Armstrong*

STOREY COUNTY

Virginia City Township
Judge Jack McGuffey

2ND JUDICIAL DISTRICT WASHOE COUNTY

Incline Village Township
Judge E. Alan Tiras

Reno Township

Judge David Clifton
Judge Patricia Lynch
Judge Scott Pearson
Judge Jack Schroeder
Judge Pete Sferrazza

Sparks Township

Judge Susan Deriso
Judge Kevin Higgins

Wadsworth Township

Judge Terry Graham

3RD JUDICIAL DISTRICT LYON COUNTY

Canal Township

Judge Robert Bennett

Dayton Township

Judge Camille Vecchiarelli

Walker River Township

Judge Michael Fletcher*

4TH JUDICIAL DISTRICT ELKO COUNTY

Carlin Township

Judge Teri Feasel*

East Line Township

Judge Reese Melville*

Elko Township

Judge Barbara Nethery*

Jackpot Township

Judge Phyllis Black

Wells Township

Judge Patricia Calton*

5TH JUDICIAL DISTRICT ESMERALDA COUNTY

Esmeralda Township

Judge Juanita Colvin

MINERAL COUNTY

Hawthorne Township

Judge Jay T. Gunter

NYE COUNTY

Beatty Township

Judge Gus Sullivan

Pahrump Township

Judge Christina Brisebill

Judge Kent Jasperson

Tonopah Township

Judge Gus Sullivan

6TH JUDICIAL DISTRICT HUMBOLDT COUNTY

Union Township

Judge Gene Wambolt

LANDER COUNTY

Argenta Township

Judge Max Bunch

Austin Township

Judge Joseph Dory

PERSHING COUNTY

Lake Township

Judge James Evans

7TH JUDICIAL DISTRICT EUREKA COUNTY

Beowawe Township

Judge Susan Fye

Eureka Township

Judge John Schwebel

LINCOLN COUNTY

Meadow Valley Township

Judge Mike Cowley

Pahranagat Valley Township

Judge Nola Holton

WHITE PINE COUNTY

Ely (No. 1) Township

Judge Stephen Bishop

Lund (No. 2) Township

Judge Russel Peacock

8TH JUDICIAL DISTRICT CLARK COUNTY

Boulder Township

Judge Victor Miller*

Bunkerville Township

Judge Darryll Dodenbier

Goodsprings Township

Judge Dawn Haviland

Henderson Township

Judge Rodney Burr

Judge Stephen George

Judge David Gibson, Sr.

Las Vegas Township

Judge Melanie Andress-Tobiasson

Judge Suzan Baucum

Judge Karen Bennett-Haron

Judge Joe Bonaventure

Judge Eric Goodman

Judge Conrad Hafen

Judge William Jansen

Judge Bill Kephart

Judge Deborah Lippis

Judge Janiece Marshall

Judge Melissa Saragosa

Judge Joseph Sciscento

Judge Diana Sullivan

Judge Ann Zimmerman

Laughlin Township

Judge Tim Atkins

Mesquite Township

Judge Ron Dodd*

Moapa Township

Judge Ruth Kolhoss

Moapa Valley Township

Judge Lanny Waite

North Las Vegas Township

Judge Stephen Dahl

Judge Natalie Tyrrell

Judge Chris Lee

Searchlight Township

Judge Richard Hill

9TH JUDICIAL DISTRICT DOUGLAS COUNTY

East Fork Township

Judge Thomas Perkins

Tahoe Township

Judge Richard Glasson

10TH JUDICIAL DISTRICT CHURCHILL COUNTY

New River Township

Judge Mike Richards

* Also serves as Municipal Court Judge

MUNICIPAL COURT JUDGES (as of June 30, 2012)

1ST JUDICIAL DISTRICT

Carson City

Judge Tom Armstrong**

Judge John Tatro**

2ND JUDICIAL DISTRICT

Reno

Judge Jay Dilworth

Judge Bill Gardner

Judge Dorothy Nash Holmes

Judge Kenneth Howard

Sparks

Judge Barbara McCarthy

Judge Jim Spoo

3RD JUDICIAL DISTRICT

Fernley

Judge James Van Winkle

Yerington

Judge Michael Fletcher**

4TH JUDICIAL DISTRICT

Carlin

Judge Teri Feasel**

Elko

Judge Barbara Nethery**

Wells

Judge Patricia Calton**

West Wendover

Judge Reese Melville**

7TH JUDICIAL DISTRICT

Caliente

Judge Sarah Getker

Ely

Judge Michael Kalleres

8TH JUDICIAL DISTRICT

Boulder City

Judge Victor Miller**

Henderson

Judge Diana Hampton

Judge Douglas Hedger

Judge Mark Stevens

Las Vegas

Judge Heidi Almase

Judge Bert Brown

Judge Martin Hastings

Judge Cedric Kerns

Judge Cynthia Leung

Judge Susan Roger

Mesquite

Judge Ron Dodd**

North Las Vegas

Judge Sean Hoeffgen

Judge Catherine Ramsey

10TH JUDICIAL DISTRICT

Fallon

Judge Mike Lister

** Also serves as Justice of the Peace

FUNDING OF THE COURTS

Funding for the Judicial Branch of the State of Nevada is both appropriated and authorized by the Nevada Legislature and is managed by the Administrative Office of the Courts (AOC) under the direction of the Nevada Supreme Court.

In fiscal year 2012, the funding in Judicial Branch budgets totaled \$63,161,698. Of that amount, \$50,871,322 was spent, \$1,188,154 was returned to the state, and \$11,102,222 was retained by the Judicial Branch primarily for specialty court programs, technological improvements, and foreclosure mediations.

Of the \$63,161,698 in available funding, \$29,438,682 was appropriated from the state's general fund, which was less than 1 percent of the total appropriated by the Legislature statewide. The Legislature, at the time they made the \$29,438,682 appropriation, withheld \$562,642 from the Supreme Court's budget request due to their legislative mandate for furloughs and salary reductions. The Judicial Branch not only operated at reduced levels during the fiscal year as a result of mandatory furloughs, but it returned money to the state that it did not spend (\$1,181,745, plus \$6,409 returned to the state's Interim Finance Committee Contingency Fund).

The funding appropriated from the state's general fund paid for 56 percent of all expenditures, or \$28,256,936 of all expenditures. Primarily, it paid the salaries of the state's judicial elected officials (7 justices and 82 district judges), for the state's payment to amortize the unfunded actuarial accrued liability of the Judicial Retirement System, for the Supreme Court's Law Library, and for filling judicial elected official vacancies. It partially funded other costs. It paid for one-third of

the Supreme Court's operating costs, and less than two-thirds of the senior judge coverage of district courts. Finally, it funded statistical collection and analysis of court filings and dispositions, coordination of court services such as committee and commission support, rural court outreach, and certification of court interpreters.

Other funding the Judicial Branch receives is from Legislative

state's trial court case management system and related improvements and enhancements. Finally, it funded specialty court programs and foreclosure mediations.

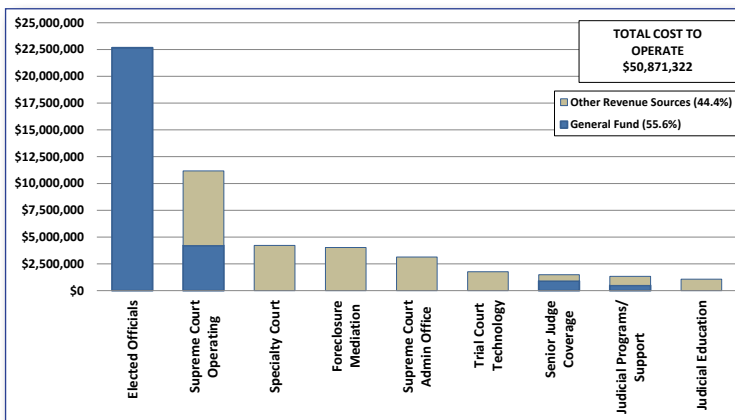
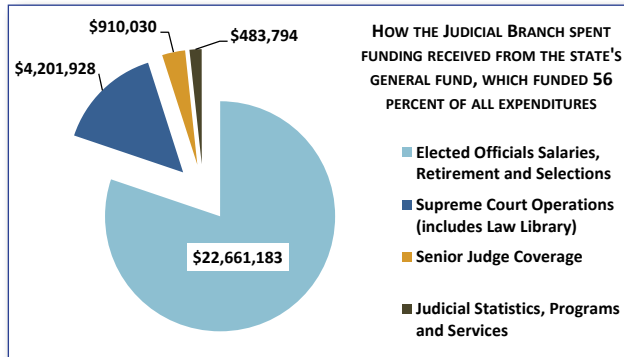
Future Funding Requirements of the State Judicial Branch

Because of the way the state's Judicial Branch is funded, and its dependence on administrative assessment revenue, future funding requirements remain uncertain. In the past, because administrative assessment revenue was increasing by double-digit percentages, the state court system relied less on the state general fund to fund its costs; however, administrative assessment revenue, like other state revenue sources, saw its growth diminish during the fiscal year and likely will not experience the growth patterns of the past in the foreseeable future. The State Judicial Branch, like other state entities, is working to reduce and stabilize its expenditures, and yet strives to continue to meet the needs of the judicial requirements of

the state. The Supreme Court is committed to conserve its resources and assist our state in these challenging economic times.

Funding Other Courts in the State

Nevada's counties and cities fund all of the costs associated with district, justice, and municipal courts, with the exception of costs for district judge salaries, their education, and their required travel costs. The cost for district court facilities and support staff are funded by the Nevada's counties where the courts reside. Nevada's counties fund all costs for justice courts. Incorporated cities fund all costs of municipal courts.



etc. Legislative authorization in fiscal year 2012 paid for 44 percent of all expenditures. Specifically, it funded the administrative costs of the Supreme Court and two-thirds of the Supreme Court's operating costs. It funded one-third of the costs for senior judge coverage of district courts. It funded the judicial education of judges, the travel of judges in rural districts for court matters, and the



JUDICIAL SUMMIT



JUDICIAL SUMMIT 2012 - NEVADA JUSTICES AND JUDGES WITH U.S. SUPREME COURT JUSTICE ANTHONY KENNEDY

During fiscal year 2012, Nevada judges from every court level and every jurisdiction again gathered for a unique educational conference—the Judicial Leadership Summit.

United States Supreme Court Justice Anthony M. Kennedy was the highlight of the 2012 Summit, held April 30-May 4 in Las Vegas. Justice Kennedy gave the keynote speech at the Summit luncheon in commemoration of Law Day. In addition to 250 members of the Nevada judiciary, hundreds of State Bar members and state officials were in attendance.

In his keynote, Justice Kennedy told the audience that legal professionals must work to uphold the integrity of the judicial system to show the importance it plays in functioning democracies.

“You have to be efficient, fair, and decent and have a transparent, open legal system,” he said. “A functioning legal system is part of the capitol infrastructure. It is as important as roads, bridges, schools.”

Focusing on judicial independence, Justice Kennedy commented “Judicial independence isn’t so the judge can decide as he or she chooses; it’s so he or she can decide as they must.”

Justice Kennedy also participated in a panel discussion along with five Nevada judges: Chief Justice Nancy M. Saitta and Justice James W. Hardesty of the Supreme Court, Chief Judge David A. Hardy of the Second Judicial District Court, Chief Judge Jennifer P. Togliatti of the Eighth Judicial District Court, and

Chief Judge Robert C. Jones of the U.S. District Court.

Many of the 22 educational sessions during the Summit reflected this year’s Law Day theme of “No Courts, No Justice, No Freedom.” The theme underscores the importance of courts and their role in ensuring access to justice for all Americans. In one session, former Chief Justice Marsha Ternus of the Iowa Supreme Court spoke on “The Rule of Law Versus the Will of the People.” Justice Ternus, along with two of her colleagues, faced defeat in their retention election as a result of the *Varnum v. Brien* decision – a legally correct but politically unpopular ruling.

Another educational session, which focused on the potential for abuse within a judicial system, was presented by Dr. William Frederick Meinecke, Jr., and Marcus A. Applebaum of the U.S. Holocaust Memorial Museum in Washington, D.C. The session “Law, Justice, and the Holocaust,” described the role of the courts during the rise of Nazi Germany and how over a few years the courts abdicated their responsibilities as a refuge of justice and gave way to the Nazi Party.

For the first time at the Summit, a group of high school students involved in the “We the People: The Citizen and the Constitution” program gave a presentation that illustrated their depth of understanding about the U.S. Constitution.

Several unique sessions designed to educate judges were presented about how people process information.

These sessions included “Psychology and the Courts: Exploring the Sometimes Wacky World of Human Decision Making;” “Inside the Judicial Mind,” which analyzed judges in their decision making processes in an interactive format; and “Forensic Interviewing: Obtaining the Underlying Information,” which provided judges with information to enhance and improve their abilities to recognize the difference between a lie and deception and why someone may provide a false confession. Other educational sessions included analyses of U.S. Supreme Court decisions, information about dispute resolution and mediation, the mortgage crisis, immigration issues, domestic violence, and bankruptcy.

Planning and development of the 2012 Judicial Leadership Summit involved more than 14 months of work by a committee of Nevada judges chaired by Chief Justice Nancy Saitta and staffed by the Judicial Education Unit of the Administrative Office of the Courts. The Summit also marked the first time that all written material for this Nevada judicial education event was provided electronically, which resulted in a savings in the reproduction and distribution of materials

Several judges received important awards at the Summit for their educational achievements. Chief Justice Nancy Saitta emphasized that it is imperative that Nevada’s judges receive the best judicial education possible so that our citizens can be confident in the decision making process.



FORECLOSURE MEDIATION

The State of Nevada Foreclosure Mediation Program (FMP) was created by the Legislature in the 2009 Legislative Session with the passage of Assembly Bill 149 (AB149). AB149 required the Supreme Court of Nevada to form the FMP and make rules by which the program should be administered. Accordingly, fiscal year 2012 marked the third year of the program.

The FMP received 3,310 requests that were approved for mediation (elections) between July 1, 2011, and June 30, 2012. A total of 340 grantor elections were rejected and found ineligible for the FMP for various reasons, such as: non-owner occupied, income property, vacant land, commercial property, or out-of-date notice of default.

The FMP is only available to homeowners of owner-occupied residential property in Nevada. Eligible homeowners participate in foreclosure mediation by submitting an election form along with a non-refundable \$200 mediation fee. A matching \$200 fee is submitted to the program by the respective lender. Eligible homeowners also may choose to waive participation in the program.

The FMP scheduled mediations for 3,130 new elections, 1,353 elections carried over from fiscal year 2011, and 72 court-ordered mediations, for a total of 4,555 scheduled mediations in fiscal year 2012.

In fiscal year 2012, FMP Mediators held 4,803 mediations, which included 248 mediations scheduled from fiscal year 2011. Of these, 3,803 mediations resulted in no agreement between the grantor (homeowner) and the beneficiary (lender). In 2,162 of those cases, the beneficiary failed to appear, had no authority to negotiate, failed to negotiate in good faith, or did not bring all the documentation required by statute. Additionally, in 1,641 cases, the grantor and beneficiary failed to reach an agreement in mediation to avoid foreclosure.

A total of 21 percent of mediations held resulted in an agreement between the grantor and the lender either to retain the property, through loan modification or other methods, or to relinquish the property, through short sale, deed in lieu of foreclosure, or other methods. In less than one quarter of 1 percent of cases, no distinct outcome was noted in the FMP case management system.

Homeowners and lenders reached 989 agreements in mediation. More



than half of these agreements (55 percent) resulted in the homeowner retaining the property, while 45 percent of agreements resulted in the homeowner agreeing to relinquish the property and allowing the lender to proceed to foreclosure.

Agreements to pursue alternatives to foreclosure resulted in 547 mediation agreements to allow the homeowner to retain the property. A large number of home retentions were for temporary loan modification agreements, totaling 36 percent of agreements. Permanent loan modifications resulted in 17 percent of agreements. Interest rate reductions totaled 10 percent and participation in government programs totaled 9 percent. Lenders offered principal reductions in 5 percent of agreements. The remaining 23 percent of home retention agreements consisted of various results including: amortization extended, refinance, principal forbearance, extensions, repayment plans, reinstatement of the loan, and interest rate modification.

A total of 442 agreements resulted in the grantor (homeowner) and the

beneficiary (lender) agreeing to allow the homeowner to relinquish the property to avoid foreclosure. The largest amount of relinquishments, a total of 80 percent, resulted in short sale agreements between the homeowner and the lender.

Agreements to relinquish the property as a result of a deed in lieu of foreclosure made up 10 percent of home relinquishment.

In 5 percent of home relinquishment agreements, the homeowners agreed to surrender the property voluntarily and 3 percent of homeowners agreed to participate in cash for keys programs. A total of 1 percent of agreements resulted in other forbearance programs, while government programs made up 1 percent of home relinquishment agreements.

From July 1, 2011, to June 30, 2012, the FMP issued 22,219 Certificates allowing lenders to proceed to foreclosure. The majority of these Certificates (86 percent) were for non-owner occupied residential properties from 19,125 lender requests. These Certificates included properties determined by the FMP to be a residential income property or vacation home.

In cases where the homeowner and lender failed to reach an agreement in a scheduled mediation, the FMP issued 1,592 Certificates allowing the lender to proceed with foreclosure. The remaining Certificates were issued for a variety of reasons including: court-ordered, agreement to relinquish the property, mediation not held, and homeowner requested to waive mediation.

Since the inception of the program in July 2009, the State of Nevada Foreclosure Mediation Program has completed 16,350 mediations with 40 percent resulting in agreement between the homeowner and the beneficiary to either retain or relinquish the property. A total of 4,176 mediations have resulted in homeowners retaining the property following mediation.

JUDICIAL COUNCIL OF THE STATE OF NEVADA

The Judicial Council of the State of Nevada fulfills a key role in determining how the Judicial Branch performs its constitutional function. Comprised of judges from every court level, along with administrators and representatives of judicial organizations, the Judicial Council assists the Nevada Supreme Court with its administrative responsibilities.

The Judicial Council has given voices to the courts and citizens throughout Nevada, which covers more than 100,000 square miles and has two urban centers. Judicial Council members meet in regional councils to address issues unique to their areas—whether they are the urban problems of the courts in Las Vegas and Reno, or the challenges of dispensing justice in rural mining or ranching communities.

The five regional Judicial Councils together form the Judicial Council of the State of Nevada with a mission of uniting and promoting Nevada's Judiciary as an equal, independent, and effective branch of government.

During fiscal year 2012, the Judicial Council approved recommended changes to the Minimum Accounting Standards (MAS) that the Supreme Court mandated all courts enact to ensure proper procedures are in place to track and report public funds collected and spent. The recommended changes primarily would streamline processes and strengthen the internal controls to help ensure the reliability of financial records.

The Judicial Council also worked during fiscal year 2012 to address the issues related to vexatious litigants, persons who use the court system to file lawsuits to harass individuals rather than for legitimate dispute resolution purposes.

A vital role of the Judicial Council is to approve disbursement of the money available to fund Nevada's existing Specialty Courts—such as Drug, DUI, and Mental Health Courts.

The Judicial Council also has established standing committees, including:

Legislation and Rules to promote and support a coordinated approach

to legislation affecting the Nevada Judiciary.

Education to promote the competency and professionalism of the Nevada Judiciary.

Technology to promote and facilitate the use of technology by the courts and promote the coordination, collaboration, and integration of technology with state and local governments.

Specialty Court Funding to establish procedures for courts requesting Specialty Court funds, including the development of funding criteria and reporting requirements; distribution of those funds, and data collection from funded courts.

Court Improvement Program for the Protection and Permanency of Dependent Children (CIP) to improve the lives of children and families who enter the child welfare system through initiatives to improve efficiency, reduce the amount of time children spend in foster care, and place abused and neglected children into permanent homes as quickly as possible.

COMMISSIONS AND COMMITTEES

INDIGENT DEFENSE COMMISSION

The Nevada Supreme Court's Indigent Defense Commission, formed in 2007 and chaired by Chief Justice Michael A. Cherry, continued to work on making reforms to the public defense system in Nevada during fiscal year 2012.

The Commission's work has come to focus on the collection of data related to public lawyers; and, through the Administrative Office of the Courts, the Commission contracted with a case management system vendor in rural Nevada to upgrade their system to capture

this important information. This will allow tracking of public lawyer appointments and caseloads in the majority of Nevada's counties, both urban and rural.

The Commission also worked to bring in an independent contractor to study and make recommendations regarding an independent indigent defense oversight commission, the current state of the system in rural Nevada, and to develop a consensus document to help refocus the work of the Commission.

The Commission also gathered information about a potential early case resolution program in Washoe County.

The Commission was created to examine how the justice system treats indigent defendants and make recommendations for improvements.

Chief Justice Cherry was honored for his work on the Commission by the National Association of Criminal Defense Lawyers. He is the first member of the Judiciary to be recognized for his work on indigent defense.



COMMISSIONS AND COMMITTEES

JUDICIAL SELECTION COMMISSION

Beyond their regular judicial duties, three Supreme Court Chief Justices were kept busy during fiscal year 2012 chairing the Nevada Commission on Judicial Selection as it worked to fill seven vacancies on the District Court bench.

The Commission on Judicial Selection is composed of seven permanent members, the Supreme Court Chief Justice, three non-attorneys appointed by the Governor and three attorneys appointed by the State Bar of Nevada. Neither the Governor nor the Bar may appoint more than two permanent members from the same political party, and cannot appoint two members from the same county.

For District Court vacancies, two temporary members are appointed from the judicial district where the vacancy occurs, a non-attorney by the Governor and an attorney by the State Bar, bringing the Commission membership to nine.

In Nevada, when a mid-term judicial vacancy occurs, it falls to the Commission on Judicial Selection to recruit, screen, and interview applicants. The Commission then nominates three finalists from

which the Governor makes his appointment. This complex and public process usually takes about 4 months to complete.

Applicants for District Court vacancies must have 10 years of attorney experience, including 2 years in Nevada. The extensive applications, minus personal identifiers and medical information, are posted on the Commission's webpage on the Supreme Court website. Since 2007, the interviews are open to the public and time is set aside for interested parties to comment on the qualifications of the applicants.

The first vacancy in fiscal year 2012 was created with the resignation of District Court Judge Jackie Glass, and was filled with the appointment of Judge Carolyn Ellsworth on October 17, 2011. Judge Ellsworth selection process was overseen by then Chief Justice Michael Douglas.

Chief Justice Nancy Saitta next guided the selection process. While under her direction, the commission, vetted and oversaw the nomination process of three more judicial vacancies.

The second and third judicial vacancies occurred when the two seats on the Fourth Judicial District Court became vacant within a 3-month period. District Judge Andrew Puccinelli died on August 8, 2011, and District Judge Michael Memeo retired on November 1, 2011.

Nancy Lynn Porter became the first woman to serve as a district judge in Elko County when she was appointed to fill Judge Memeo's Department 1 seat. Elko Justice of the Peace Alvin Kacin was appointed to fill the Department 2 vacancy.

Chief Justice Saitta also presided over the process of filling the Second Judicial District Court seat of Robert



JUDGE ALVIN KACIN SWORN IN BY JUDGE DAN PAPEZ, DECEMBER 2012

Perry, who died December 20, 2011. In March 2012, Reno attorney Scott Freeman was named to fill the seat.

In May, Chief Justice Michael Cherry began presiding over Commission interviews of applicants for the final three vacancies. The first of these vacancies occurred in the Tenth Judicial District Court (Churchill County) when the only seat in that district became vacant with the passing of Judge David Huff on March 22, 2012. Chief Justice Cherry presided over the Commission during the interviews. Governor Sandoval then appointed Churchill County Deputy District Attorney Thomas Stockard to fill the vacant seat.

The last two vacancies of the fiscal year were both located in the Eighth Judicial District Court. These vacancies occurred when the seats of Donald Mosley and Kathy Hardcastle became open due to their retirements in early 2012. Las Vegas attorney Kerry Louise Earley was appointed to Judge Hardcastle's Department 4 seat while Deputy Attorney General Adriana Escobar was named to Judge Mosley's Department 14 seat.



JUDGE SCOTT FREEMAN APPOINTED MARCH 2012



ACCESS TO JUSTICE COMMISSION

Access to Justice Commission

Providing access to justice is always a point of focus for the Nevada Supreme Court and the Nevada Judiciary. Fiscal year 2012 was no different, despite challenging times, courthouses found ways through budget cuts and forced reductions in staffing or hours of business to remain accessible for Nevada citizens.

The Access to Justice Commission, chaired by Justices Michael Douglas and James W. Hardesty, continued its leadership role to ensure the needs of Nevadans could be met.

IOLTA

Interest on Lawyer Trust Accounts (IOLTA) is an important funding source for providing assistance to those involved in civil cases who cannot afford attorneys. IOLTA rules require that attorneys maintain their trust accounts only at banks that meet established criteria, including the payment of preferential interest rates. With 26 participating financial institutions, IOLTA revenue for fiscal year 2012 increased approximately \$136,000 over the prior year.

In partnership with the State Bar of Nevada and the Justice League of Nevada (formally known as the Nevada Law Foundation), staff from the Access to Justice Commission supervised the second annual audit of lawyer interest-bearing trust accounts to ensure compliance with Supreme Court Rules. More than 9,000 trust accounts were reviewed and 500 discrepancies were identified—an 80 percent reduction from the previous year. All discrepancies have been or are in the process of being addressed.

Remote Appearances

The Supreme Court explored whether to expand the ability of attorneys, litigants, and others to appear in court proceedings telephonically and through video links. The Court considered allowing trial testimony in civil cases through video links, although after obtaining input during public hearings, the high court determined that such testimony should be through personal appearance. The Supreme Court and the Access to Justice Commission continued its work to streamline the ability of attorneys, litigants, and witnesses to appear in certain routine court hearings by telephonic link. At the end of the fiscal year 2012, the Supreme Court scheduled a public hearing for the following fiscal year, to obtain input on additional rule changes to facilitate remote appearances where appropriate and feasible.

Self-Help Centers

During fiscal year 2012, the Eighth Judicial District Civil Help Center served 26,894 individuals seeking assistance. Of those seeking assistance, 50 percent indicated they were employed, and 65 percent made less than \$20,000 per year.

Of the 26,894 people served, 48 percent reported having some type of landlord-tenant issue. Accordingly, the center added a popular Landlord-Tenant Ask-a-Lawyer Program to its menu of services.

The Eighth Judicial District Family Law Self-Help Center reported assisting 41,284 customers during the fiscal year, an average of 3,440 customers per month.

The Washoe County Lawyer-in-the-Library program assisted hundreds of walk-in clients in 2012 with family and general law matters.

Uniform Statewide Legal Services Statistics

The statistics below are a compilation of the services provided by the six core civil legal aid providers in Nevada who participate on the Access to Justice Commission.

Overall Program

- 22,960 clients assisted without litigation
- 7,542 clients represented in litigation
- 145,152 people attending classes and clinics or calling hotlines
- Ask A Lawyer: 2,084
- Self Help Center: 111,105
- Classes/Clinics: 21,921
- Hotlines: 5,137

Pro Bono Program

- 1,079 clients placed with pro bono attorneys
- 1,956 clients represented by pro bono attorneys
- 3,144 clients helped by pro bono attorneys with hotline/brief consultations
- 20,250 total recorded pro bono hours through Private Attorney Involvement
- 94,902 hours of pro bono direct services self-reported by attorneys statewide

The legal areas by percentage that attorneys addressed in their pro bono service:

- Public Benefits: 14%
- Consumer/bankruptcy: 13%
- Estate Planning: 12%
- Family Law: 26 %
- Children: 8%
- Housing/Foreclosure: 26%
- Other: 1%



COMMISSIONS AND COMMITTEES

COURT IMPROVEMENT PROGRAM

The Court Improvement Program for the Protection and Permanency of Dependent Children, better known as the CIP Select Committee, is chaired by Chief Justice Nancy M. Saitta. CIP continues to improve the child welfare system by emphasizing quality improvement at the local level. CIP supports Community Improvement Councils (CIC) in each Judicial District. These CICs analyze and consider current time frames for processing dependency cases and identify challenges in the system and dependency court operations.

To help the CICs develop best practices in their jurisdictions, CIP held a 2-day statewide training during

fiscal year 2012 for all dependency court stakeholders. Those attending included child welfare workers, judges, district attorneys, public defenders, CASA workers, foster children, and foster parents. Topics presented included engaging fathers, the Indian Child Welfare Act (ICWA), the Interstate Compact on the Placement of Children (ICPC), dependency mediation, and child safety decision-making.

Because child safety was a top priority for the judiciary and the CICs, CIP collaborated with the National Council of Juvenile and Family Court Judges to plan a CIC Conference for fiscal year 2013, in both Las Vegas and

Reno, focusing on the principles of removal, court timeliness measures, and permanency.

As a result of the success of the CIP sponsored Nevada Education Summit “Strengthening Education Success of Children and Youth in Foster Care,” a Nevada team was invited to present a national webinar on holding such a summit. The team included representatives from the Supreme Court, Nevada Department of Education, the Nevada Division of Child and Family Services, Clark County Department of Family Services, and Washoe County Department of Social Services.

CIP FACILITATED SYSTEMIC CHANGES:

- Dependency mediation was implemented in the Second Judicial District with 83 percent of mediations achieving full or partial agreement.
- The Eighth Judicial District also developed a dependency mediation program.
- The Third Judicial District, in collaboration with a CIP subcommittee, is creating an attorney certification training program to enhance attorney education relating to federally mandated timeliness, permanency issues, and child safety.
- The National Center for State Courts provided Nevada technical assistance to facilitate court event notification among the courts, child welfare, and district attorneys as a means to improve timeliness to permanency.
- Data exchange projects were funded to facilitate development of a standardized court minutes format, electronic generation, and e-filing of protective custody logs.

RECORDS COMMISSION



The Commission on Preservation, Access, and Sealing of Court Records, chaired by Justice James W. Hardesty, continued to work on improving the preservation and access to Nevada’s court records.

The Commission’s Official Court Records Subcommittee held a public hearing and made recommendations

during fiscal year 2012 for a manual that will provide standards and best practices for court reporters, court recorders, transcribers, operators of court electronics, and digital audio or video systems.

Additionally, the Supreme Court accepted the Commission’s recommended amendments to Nevada’s Electronic Filing and Conversion Rules. The amendments allow for the conversion of court records into other formats. With the expansion of technology that allows electronic filing of court cases, more courts are utilizing the option to convert records, especially paper records, into electronic format to reduce the amount of paper documents that must be stored.

During fiscal year 2012, the Commission’s Nevada State Library and Archives Subcommittee recommended that on-site surveys be conducted at all Nevada District Courts to collect data on the inactive and historical court records being stored. The subcommittee recommended that information be gathered to identify where the court records are stored and whether courts were imaging their records. The subcommittee also urged that information be obtained about the types and condition of the court’s inactive and historical court records. A full report, with recommendations, will be provided to the full Commission in fiscal year 2013.



JUDICIAL PUBLIC INFORMATION COMMITTEE

Law Day events were an important part of fiscal year 2012 for the Supreme Court's Judicial Public Information Committee, which provides an educational and informational voice for Nevada's courts.

Law Day Live 2012 Originated From Three Nevada Schools

For Law Day 2012, Nevada expanded the Law Day Live webcast format to address the American Bar Association's (ABA) Law Day theme of "No Courts, No Justice, No Freedom." Law Day Live 2012, however, originated from three Nevada high schools.

In addition to hundreds of students who participated in the program live, thousands more had front row seats for the webcast from virtual sites in Nevada and around the world. Law Day Live gave a starring role to a landmark privacy rights court case that began with a misdemeanor arrest in the rural Nevada town of Winnemucca and went all the way to the United States Supreme Court.

Law Day 2012 also included the star power of United States Supreme Court Justice Anthony Kennedy on



LAW DAY LIVE IN LAS VEGAS

May 1. Justice Kennedy visited for several hours with students at the William S. Boyd School of Law at the University of Nevada, Las Vegas, and then spoke to an audience of 500 at an educational conference for Nevada's judges from every court level.

Nevada's Law Day 2011 Event Won Top Honors

Before Nevada could celebrate Law Day 2012—which is officially celebrated on May 1, but actually spanned more than a month for Nevada—Chief Justice Nancy Saitta was in Atlanta, Ga., to accept the ABA's top honors for Nevada's 2011 Law Day program.

Nevada's award-winning program revolved around Law Day Live, a high-tech, interactive Internet forum

created by the Nevada Supreme Court that emphasized the ABA's Law Day theme of "The Legacy of John Adams, from Boston to Guantanamo." The webcast originated from three courtrooms across Nevada.

JPIC Activities Beyond Law Day

During fiscal year 2012, the Judicial Public Information Committee also launched the Sidekick Program as a way to realistically inform local and state officials about the workings of the courts. The Sidekick Program provides an opportunity for government officials to sit with judges in court and see firsthand the realities of what judges face as they adjudicate cases. The first judge to participate was Pahrump Justice of the Peace Christina Brisebill.

In another innovative effort to increase access to the court, the Nevada Supreme Court revised existing rules governing media and cameras in the courtroom, expanding the definition of "media," establishing the presumption that cameras will be allowed in courts, and authorizing expanded use of computers and smart phones by reporters.

JUVENILE JUSTICE REFORM

The Commission on Statewide Juvenile Justice Reform, which was created by the Nevada Supreme Court on February 15, 2011, worked during fiscal year 2012 conducting a substantive review of the state's juvenile justice system and studying the system of placing young offenders into juvenile corrections facilities.

Creation of the Commission, chaired by Chief Justice Nancy M. Saitta and Justice James W. Hardesty was prompted because of the successes in Clark and Washoe Counties in dealing with juvenile offenders without increasing risk to public safety.

The Commission's mission includes the study and evaluation of the continuum of care, including the possible reorganization of Nevada's correctional commitment facilities, to determine whether smaller, regional facilities are most effective, and to assess whether limiting the state commitments to the most seriously offending youth should be considered.

Experts in the field of juvenile justice reform, from around the country, provided presentations to the Commission in its meetings during fiscal year 2012. The presentations included overviews of juvenile justice reform efforts in California and Texas, as well as a national perspective of

juvenile justice reform efforts by Bart Lubow, Director of the Juvenile Justice Strategy Group, Annie E. Casey Foundation.

In addition, the Commission has made recommendations for statutory change in its effort to improve the juvenile justice system in Nevada and the outcomes for our youth. The Commission will continue to work on identifying long-term stabilization plans to prioritize juvenile justice funding in Nevada.

In addition to the Supreme Court Justices, the Commission includes 33 judicial, governmental, and private enterprise individuals as members.



WORK OF THE COURTS

JUSTICE ON THE ROAD

The Nevada Supreme Court continued its outreach to Nevada high school students during fiscal year 2012 by again taking justice on the road to hold oral arguments at two rural, central Nevada high schools. A Supreme Court panel composed of Justice Michael A. Cherry, Justice Mark Gibbons, and Justice Kristina Pickering launched the road trip with oral arguments in Panaca in Lincoln County on October 11, 2011. It was the first time that the Supreme Court has held arguments in Lincoln County.

The following day, the panel held arguments in Tonopah, the Nye County Seat. It was the second time in the state's history that oral arguments were held in Tonopah, a community that is midway between Las Vegas and Reno.

As part of the Lincoln County visit, the three Supreme Court justices participated in a presentation by the Nevada Judicial Historical Society of a plaque honoring the county's first district judge, George G. Berry, in 1866.

It has become relatively common for the Supreme Court to hold oral arguments at high schools around Nevada as part of its educational and outreach efforts. Although the Supreme Court regularly webcasts oral arguments from its courtrooms in Carson City and Las Vegas, the personal visits to high schools provides a unique opportunity for students and the public to watch the Court in action and meet the justices.

Before arguments begin, the justices explain the appellate process

and the attorneys for the parties give details of the cases and their opposing positions. The justices end the sessions by answering any questions the students might have about the process, the Supreme Court, and the justices themselves.

During recent years, the Supreme Court has presided over oral arguments in other rural communities, including Elko, Spring Creek, Virginia City, Ely, Pahrump, Winnemucca, and Fallon. The Supreme Court has also held oral arguments at high schools in Nevada's urban centers of Las Vegas, Reno, and Sparks. Additionally, the Supreme Court has conducted oral arguments at the National Judicial College in Reno and the William S. Boyd School of Law at the University of Nevada, Las Vegas.

TECHNOLOGY

Video Conferencing, Web Streaming

Law Day Live would not be possible without the investment in video conferencing and Web streaming infrastructure by the Supreme Court. During fiscal year 2012, the Supreme Court upgraded its video conferencing infrastructure, quadrupling its capacity and allowing high definition video. Additionally, desk-to-desk video capabilities are now available.

Supreme Court Mobile Application Development

The Supreme Court is currently designing and developing a mobile application that will be available for Apple and Android smartphones and tablets. The mobile app will provide a convenient interface for visitors to get information from their smart devices. Initial features will include access to the Court's calendar, live oral argument streaming, self-help resources, and public case search.

Nevada Court System

The Nevada Court System (NCS), the state sponsored court case management system, expanded its services by implementing a new reporting server that allows users to customize and manage their reporting requirements.

Additionally, NCS staff worked to update family and juvenile reports to be in compliance with enhanced Uniform System of Judicial Records (USJR) phase II requirements.

A significant user interface upgrade is currently underway. The updated interface should be available for NCS users in early 2013. Electronic payment and public access interface projects are scheduled to begin in 2013.

The NCS program is also completing an extensive assessment of NCS information systems. The assessment will include an analysis of current capabilities, a recommendation of case management and integration services to adopt, and a road map to

implement new functionality. The conclusions from the assessment will drive the strategic planning of NCS.

Multi-County Integrated Justice Information System

The original architecture for the Multi-County Integrated Justice Information System (MCIJIS) was overhauled and replaced with a modern enterprise service bus (ESB). The ESB creates a great amount of flexibility and will allow for new exchanges to be more efficiently developed and implemented. The AOC continues to work with the Department of Public Safety and Department of Motor Vehicles to expand access to state exchange services through MCIJIS. Electronic citations have been piloted through the Nevada Office of Traffic Safety's new citation writing system. Access to Nevada Highway Patrol citations is expected to be available through MCIJIS in 2013.



TECHNOLOGY

Statewide Specialty Court Case Management System

In October 2011, the Administrative Office of the Courts was awarded a 3-year, \$200,000 grant from the Bureau of Justice Assistance to implement a statewide automated drug court data collection and/or performance management system. The implementation of a statewide system is necessary to allow the collection of data and the effective management and assessment of cases in Nevada's Specialty Courts.

A user group consisting of judges, drug court coordinators, treatment providers, and law enforcement from urban and rural jurisdictions, approved the minimal functional requirements for the system that is expected to be implemented by the end of 2013.

Telephonic Reminders

In May 2012, the Juvenile Court in Clark County implemented an Interactive Voice Response System that sends automatic telephonic reminders to youth in English and Spanish about their upcoming court date, resulting in fewer bench warrants and a decrease in detention bed days.

Technology Saves Judicial Time

Technology streamlined the Carson City Justice/Municipal Court's probable cause (PC) process during fiscal year 2012 by allowing judges to use iPads to approve or deny PC arrests. Carson City Jail staff e-mail the PC arrest sheets directly to the judges' iPads. This is particularly useful on weekends, as judges no longer need to review PC sheets in person at the Carson City Jail.

Telecourt Program Improves Access in Mental Health Cases

A new Telecourt Program at the Eighth Judicial District Court tapped technology during fiscal year 2012 to allow mental health court proceedings to be conducted remotely. The Telecourt Program has improved safety, saved time, cut costs, and improved access to justice. Two hospitals in Clark County have been outfitted with virtual courtrooms, including high-definition cameras,



monitors, hardware, and software needed to conduct mental health court proceedings.

Mental health cases are well-suited for the use of audio-visual transmission rather than face-to-face court appearances. Transporting mental health patients can be logistically challenging, costly, and potentially dangerous. The Telecourt appearances held on Wednesdays and Fridays have cut defendant transport needs by around 30 cases a week. Several more hospitals are slated to join the program.

Web-Based Data Reporting System Developed

Reno Municipal Court has developed a web-based data reporting

system for substance abuse and mental health treatment providers serving offenders in Specialty Courts. The Provider Automated Reporting System (PARS) was developed in conjunction with Join Together Northern Nevada, an anti-drug program. PARS provides judges with client treatment data electronically rather than using paper records.

New Case Management System at Reno & Sparks Justice Courts

Reno and Sparks Justice Courts went live with a new case management system in March 2012, enabling the courts to introduce on-line capabilities, such as electronic filings and payments. The system also automates many time-consuming and labor-intensive business processes. The system eventually will expand to Incline Village and Wadsworth Justice Courts for their use. The four courts will share a single database, which will provide a more comprehensive view of individuals' judicial activities throughout the county.

Skype Assists a Deaf Child

The Juvenile Court in Carson City used Skype during a review hearing to provide a deaf child with an opportunity to participate in the hearing by reading lips. Court staff suggested the idea to the court and all parties agreed to the innovative use of Skype.

Juvenile GPS

In August 2011, the Eighth Judicial District Court Juvenile System began using ankle monitoring GPS devices operating 24 hours a day, 7 days a week. The ankle-monitors are used as an effective means to monitor juvenile offenders and help to reduce the detention population.



TRIAL COURT INNOVATIONS

First Judicial District & Carson City Justice/Muni Court

The First Judicial District Court and the Carson City Justice/Municipal Court Judges are providing a document available on their website and at the self-help areas in the courthouse to help persons who are representing themselves in court proceedings. The document, called "Tips for the Self-Represented," provides needed information about the court processes and about local resources. In addition, all waiver forms used by attorneys in the Carson City Justice/Municipal Court have been added to the website as a convenience.

The self-help areas in the First Judicial District Court and the Carson City Justice/Municipal Court now include a copier to assist attorneys and the public.

The Families First Dependency Court Program was awarded a \$56,590 grant from the Department of Public Safety, Office of Criminal Justice Assistance, to keep the program operating until July 2013. The program is designed to serve parents who have lost custody of their children primarily due to substance abuse. The grant funds are used to pay for substance abuse evaluations, counseling, and drug testing for parents who could not otherwise afford these costs.

The First Judicial District Court and Carson City Justice/Municipal Court recognized jurors in May 2012 in honor of Law Month and had an article published by the *Nevada Appeal* emphasizing the importance of jury service.

Reno Municipal Court

Reno Municipal Court collaborated with Washoe County Social Services to assist homeless offenders by referring them to "The Crossroads," a transitional living program at St. Vincent's Center

in Reno. This is part of a community effort called Treatment Resource Alliance for Individualized Needs (TRAIN), a project that aims to end the way chronically homeless downtown misdemeanants with drug and alcohol problems are handled through the courts. The program has added no new costs to the court. One judge monitors behavior during out of custody hearings once a week, and by keeping 113 of just the most frequent misdemeanants out of jail, TRAIN saved more than \$300,000.

Las Vegas Justice Court Innovates

Las Vegas Justice Court is the first and only court of limited jurisdiction in the country that requires mandatory e-filing of all documents in civil case types (general, civil, small claims, protection orders, and eviction cases). This requirement became effective August 1, 2011. The court has provided a simple e-filing process, with support for pro se litigants and first-time e-filers. Support includes online instructional guides, hands-on assistance by clerks in the Self-Help Center, and training classes provided free of charge. E-filing has allowed individuals to file pleadings and documents and to access their own case files 24 hours a day, 7 days a week. The successful implementation of mandatory e-filing is accomplishing the Court's goal to have a "Paperless Record," rather than becoming a "Paperless Court."

Las Vegas Justice Court Rule 48.5, passed by the Nevada Supreme Court, requires mediation through the Neighborhood Justice Center for all small claims filings. Rule 48.5 is an innovative step giving litigants the opportunity to resolve matters prior to appearing before a judge. Since the implementation of Rule 48.5 in fiscal year 2012, the Neighborhood Justice Center has mediated 750 small claims cases.

North Las Vegas Municipal Court

North Las Vegas Municipal Court has had a history of providing educational programming for both citizens and offenders, including the pioneering "Life of Crime" program that graphically shows teenagers what awaits them should they violate the law. During fiscal year 2012, the court added four new educational programs: Petit Larceny Class, Anger Management sessions, Relapse Prevention training, and Life Skills Class.

Boulder City Municipal, Justice Courts Construction

Boulder City Municipal Court completed an addition to its court building during fiscal year 2012, providing office and courtroom space for the co-location of the Boulder City Justice Court and Boulder City Constable's Office. Both of those offices were located in a city owned building behind the Municipal Court, that had no security for the judicial staff. Now, all visitors go through security screening before entering the courts. The addition was funded entirely by Boulder City Municipal Court facility fees at a total cost of \$450,000.

Clark County Family Court

An allocation of up to \$100,000 from administrative assessment fees was approved by Family Court judges of the Eighth Judicial District Court for fiscal year 2012 for the Truancy Diversion Project (TDP). The allocation allowed the program to keep juveniles in school and on track, to do well in classes, and to increase the number of participating Clark County schools to 38. The TDP also reduces absenteeism and the dropout rate in the Clark County School District, this in turn reduces the number of students entering the juvenile justice system.



WORK OF THE COURTS

TRIAL COURT INNOVATION

Rural Court Innovation

The Sixth Judicial District Court in Winnemucca implemented a truancy court, in cooperation with the Humboldt County School District, aimed at early intervention to keep students in school. Judge Mike Montero, who presides over the truancy court, also attended

the Henry Toll Fellowship Program sponsored by the Center for State Governments, which brings together leaders from all three branches of government.

A number of rural courts also worked on facility and case management system improvements, including the Third Judicial District

Court in Yerington, the East Fork Justice Court in Minden, the Argenta Justice Court in Battle Mountain, and the Tahoe Justice Court in South Lake Tahoe.

AWARDS AND HONORS



CHIEF JUSTICE AWARD PRESENTED TO THE WIFE OF THE LATE DISTRICT COURT JUDGE ANDREW PUCCINELLI. PICTURED LEFT TO RIGHT: MARGARET PUCCINELLI, CASSIE PUCCINELLI, JUSTICE MICHAEL CHERRY, JUSTICE MARK GIBBONS, JUSTICE MICHAEL DOUGLAS, JUSTICE JAMES HARDESTY, AND CHIEF JUSTICE NANCY SAIITA

Chief Justice Award

The Nevada Supreme Court Chief Justice's Award was created during fiscal year 2012 to be given annually to the person, persons, or entity that the Chief Justice determines has made a significant contribution to the administration of justice in Nevada.

Chief Justice Nancy Saitta chose Law Day to present the inaugural Chief Justice's Award to the late District Judge Andrew Puccinelli, from the Fourth Judicial District (Elko County), who had been active on several Supreme Court committees and commissions, and served as president of both the Nevada District Judges Association and the State Bar of Nevada.

Judge Andrew Puccinelli, who was appointed to the bench in 2002, died August 8, 2011, after a battle with cancer. He was 58.

Champion of Indigent Defense

Nevada Supreme Court Chief Justice Michael A. Cherry was the 2011 recipient of the Champion of Indigent Defense Award presented by the Washington, D.C., based National Association of Criminal Defense Lawyers (NACDL). It was the first time in the organization's history that the award was presented to a judge.

Chief Justice Cherry chairs the Supreme Court's Indigent Defense Commission, which has been examining how Nevada's justice system treats criminal defendants who cannot afford to hire their own attorneys. In selecting Chief Justice Cherry for the award, the NACDL cited his "long and persistent dedication to improving indigent defense systems in the State of Nevada . . . and his passionate commitment throughout his legal career to the defense of those who cannot afford their own counsel."

Peacemaker of the Year

Eighth Judicial District Family Court Judge Jennifer Elliott received the "Peacemaker of the Year" award from Mediators of Southern Nevada.

Pro Bono Awards

Three Nevada Supreme Court Justices were honored with awards at the 11th Annual Pro Bono Awards luncheon, sponsored by the Legal Aid Center of Southern Nevada in December 2011.

Chief Justice Nancy M. Saitta received the Champion of Children Award, which is given to a person in the legal community who has had "extraordinary vision and has effectively implemented positive change for children in foster care so they have not only a voice in court, but a voice in their future."

Justices Michael L. Douglas and James W. Hardesty were honored with the Justice Nancy Becker Pro Bono Award of Judicial Excellence, which is given "to recognize members of the Judiciary who have given their time, energy and influence to encourage pro bono work and access to justice."

Most Influential Filipina Women

Eighth Judicial District Family Court Judge Cheryl Moss was honored as one of the "100 Most Influential Filipina Women in the U.S." by the Filipina Women's Network.

AWARDS AND HONORS

Woman of Achievement

Nevada Supreme Court Chief Justice Nancy Saitta was honored on May 31, 2012, as a 2012 Woman of Achievement by the Nevada Women's Fund, a not-for-profit community foundation in northern Nevada that promotes women's causes and achievements.

Chief Justice Saitta received her award during the Nevada Women's Fund Salute to Women of Achievement event in Sparks. The Nevada Women's Fund is dedicated to strengthening the community by empowering women to improve their lives and the lives of their families.

Legacy of Justice Award

The Nevada Supreme Court named former Supreme Court Justice Miriam Shearing as the 2012 recipient of its Legacy of Justice award.

In 1976, she became the first woman elected as Justice of the Peace in Las Vegas. In 1982, she became the first woman in Nevada elected as a District Judge. Justice Shearing became the first woman to sit on the Nevada Supreme Court following her election in 1992. She served as Chief Justice in 1997—another first for a woman in Nevada—and again in 2004 as a fitting finale to her career. She still sits as a Senior Justice and Judge.

"I feel so lucky because the citizens of Nevada have let me do several of my dream jobs," Justice Shearing said as she received the award.

Lifetime Jurist Achievement Award

Two retiring Southern Nevada justices of the peace were given the Lifetime Jurist Achievement Award by the Nevada Judges of Limited Jurisdiction (NJLJ). The recipients were Pahrump Justice of the Peace Tina Brisebill and Mesquite Justice of the Peace Ron Dodd, who also

serves as Mesquite Municipal Judge. NJLJ is the association of the state's justices of the peace and municipal court judges.

Judge Brisebill served as the court clerk and court administrator at Pahrump Justice Court before being elected to the bench in 2000. In 2007, her fellow judges named her Judge of the Year.

Judge Dodd began his judicial career as Mesquite Municipal Judge in 1984. He was appointed to also serve as Mesquite Justice of the Peace in 1998.

NJLJ Judge of the Year

Sparks Justice of the Peace Kevin Higgins was named Judge of the Year for 2012 by the NJLJ, the NJLJ organization sponsors annual educational conferences each year.

Judge Higgins, who is past president of NJLJ, is a member of the Supreme Court's Indigent Defense Commission and Judicial Public Information Committee. He has been a frequent speaker at judicial educational events and conferences since 1992. A Sparks native, Judge Higgins came to the bench in 2003 after 16 years as a prosecutor with the Nevada Attorney General's Office.

Legacy of Achievement Award

Henderson Municipal Judge Diana D. Hampton was honored with a Legacy of Achievement Award by the College of Southern Nevada Foundation Board of Trustees. Judge Hampton, a College of Southern Nevada alumna and the first woman to become a Henderson Municipal Court Judge, initiated the Life of Crime (LOC) Program to educate young adults about the consequences of poor decision making. She also initiated a Car Control Clinic for juvenile drivers in Henderson.



CASA PRESIDENT'S AWARD: PICTURED GARY WADDELL, SHEILA PARKS, JUDGE FRANK SULLIVAN, AND CASA PRESIDENT LAURA NORTON

CASA President's Award

Eighth Judicial District Family Court Judge Frank P. Sullivan received the President's Award from the CASA Foundation on November 8, 2011.

State Bar of Nevada Presidential Award

The State Bar of Nevada's 2011 Presidential Award was presented to Nevada Supreme Court Justices James Hardesty and Michael Douglas, who co-chair the Access to Justice Commission, for their work on several initiatives supporting civil pro bono and equal access to the courts in conjunction with the Justice League of Nevada.

The primary initiative was IOLTA (Interest on Lawyer Trust Accounts), which for years has funded pro bono efforts. Nevada was the only state where 100 percent of attorneys were audited for compliance with IOLTA rules. More than 90 percent were in compliance and the remainder were in the process of complying.

Participation by banks, providing elevated IOLTA interest rates, and funding for grants, remained constant in a year when IOLTA programs nationally suffered severe losses.

Family Court Judge of the Year

Eighth Judicial District Family Court Judge Charles J. Hoskin was named "Family Court Judge of the Year" by the Family Law Bar of the State Bar of Nevada.



SENIOR JUSTICE AND JUDGE PROGRAM

The Nevada Senior Justice and Judge Program continued to be a cost effective way to keep the wheels of justice turning in courts with increasingly challenging caseloads and diminishing resources.

Senior judges generally are called upon when elected judges are occupied with lengthy trials or other matters, or are unavailable to sit because of illness, training, or vacation. During fiscal year 2012, senior judges became invaluable due to an unusually high number of judicial vacancies that occurred because of mid-term retirements and the unexpected deaths of judges.

The Senior Justice and Judge Program also proved its worth when judges were assigned to preside over drug and mental health courts, short trials, and settlement conferences, particularly for marathon settlement sessions involving lingering medical malpractice cases and the innovative Family Court settlement program.

More and more, the Supreme Court's Senior Justice and Judge

Program has been called upon to ensure that Nevadans can have their day in court.

During fiscal year 2012, there were 22 Senior Justices and District Judges actively serving the District Courts across Nevada. Their combined efforts provided the equivalent service of eight full-time judges. The program has saved millions of dollars for taxpayers and untold amounts for litigants whose cases otherwise may have languished in the backlog. (Detailed information about the Senior Justice and Judge Program can be found on page 36.)

Without senior judges, it may have been necessary to add new judges to the bench. Adding a single new judge, however, costs about \$1 million, meaning eight new judges would have cost about \$8 million. The senior judges performed the work of eight full-time judges for less than \$1.5 million.

The Senior Justice and Judge Program was originally designed to provide relief in cases where judges

were disqualified and no other judge was available. Since then, however, the program has expanded to make senior judges available for a wide variety of assignments at the District Courts and the Nevada Supreme Court.

One of the most successful uses of the program involves senior judges conducting settlement conferences at the Family Court in Clark County. Every 2 weeks, a senior judge is assigned to handle Family Court cases that are either ready for settlement or involve parties not represented by counsel. Utilizing senior judges allows many families to complete their divorces and settle child custody issues quickly. Diverting these cases from regular court calendars has allowed the Family Court judges to concentrate on more complex matters. As an example, in December 2011 senior judges engaged in a marathon settlement conference at the Family Court in Clark County. Of the 94 cases heard, 71 were settled, a 75 percent success rate.

AUDIT UNIT



The Audit Unit's mission is to provide comprehensive audit coverage of all financial related business areas within the judiciary, including assisting the judicial branch in ensuring proper internal control over judicial business functions. The unit performed several audits of judicial operations during fiscal year 2012. The purpose of each audit was to ensure appropriate internal controls are in place to safeguard public monies. This includes ensuring the accuracy of courts financial records as well as revenue breakdowns.

The unit's primary focus during fiscal year 2012 was specialty court program audits to see if specialty court funds were collected and expended within established guidelines set forth by the Judicial Council of the State of Nevada, Specialty Court Funding Committee. A total of seven specialty court program audits were completed, as well as one audit follow-up contact. The specialty court program audits utilized 970 of available audit hours during the fiscal year. Compliance audits for MAS were also performed on two courts. The MAS compliance audits utilized a total of 898 of available audit hours during the fiscal year. Recommendations for improvements were provided for consideration during each audit, to enhance financial and program operations.

In January 2012, updates to the Minimum Accounting Standards were approved for immediate implementation and use by the judiciary. Updates to the standards included enhanced internal controls and clarifications of the standards for ease of use by the judiciary. The standards continue to grow and evolve to ensure strong internal controls are being utilized by the courts.

As an independent appraiser of the judiciary's business activities, the Audit Unit assists members of the judiciary in the effective discharge of their responsibilities by providing analyses, appraisals, recommendations, counsel, and information promoting effective controls and sound business practices related to these activities.

WORK OF THE COURTS

SPECIALTY COURTS

Nevada's Specialty Court Program has likely had more of a positive impact on the criminal justice system than any other program. The successes of the drug courts and other Specialty Courts have been well documented during the nearly two decades they have been operating.

Drug and alcohol dependence has ripped families apart, ruined careers, and filled Nevada's courtrooms, jails, and prisons. Before drug courts, the defendants incarcerated for drug-related crimes frequently returned to their lives of addiction and crime once released from custody.

Specialty Courts use the authority of the court and encourage violators to commit to long-term treatment. A Judge's role in Specialty Courts is to reward participants who follow program rules and conditions and to punish those who break them. For example, if a participant failed a drug test or a missed a counseling session judges may sanction the participant with jail time or additional conditions.

Participants graduate at a very high rate and statistics show the chances they will return to a life of crime are greatly diminished.

Most Specialty Courts are drug courts, but the principle has been incorporated into other Specialty Courts that address cases that deal with mental illness, alcohol abuse, homelessness, veterans' issues, and family-related matters.

NEVADA BEGAN THE NATION'S FIRST ...

- Juvenile Drug Court
- Family Drug Court
- Early Release Re-Entry Drug Courts

During fiscal year 2012, more than 2,600 individuals were served by our Specialty Courts, with 1,500 graduating during the year. During the year, 60 women involved in Specialty

Courts gave birth to drug free babies. In the last 5 years, more than 300 babies have been born drug free to Specialty Court participants.

Nevada now has 46 Specialty Courts in operation. Specialty Courts save taxpayer dollars by cutting prosecution costs and the need for more jail and prison beds. They provide a mechanism for participants to regain their footing and reunite with their families. Having a judge involved provides the leverage to keep participants on track. Specialty Courts simply work for Nevada and have become an integral and valuable part of the justice system.

Nevada launched the nation's fifth drug court in Clark County in 1992. Its success quickly led to the creation of the first drug court in Washoe County. The benefits of drug courts are now available to everyone in every county in Nevada, and at every court level, involving both misdemeanor and felony offenders.

JUDICIAL EDUCATION

The Administrative Office of the Courts, Judicial Education Unit continued to develop new programs and provide continuing education and conferences to the judges and court staff in Nevada.

Their mission, "To promote the competency and professionalism of the Nevada Judiciary and staff through a comprehensive system of continuing education and training," continues to be the solid foundation for the unit in providing education.

The unit began operating under a new manager in August. The unit had been preparing for a busy and productive year with four conferences, the Distance Education Project, the continuing advanced education of judges, as well as the Judicial Leadership Summit.

The unit assisted the Court Improvement Program in July with a

3-day conference that had a "Focus on Kids." The conference was attended by 126 professionals from various agencies within the justice system. Discussions were held with 21 faculty members through 20 informative educational sessions including, navigating the Interstate Compact on the Placement of Children, co-occurring disorders, safety planning, and addictions, withdrawal, and treatment.

The biennial Court Staff Conference was held on November 2-4 in Las Vegas and was attended by 121 staff from Nevada's judicial districts. The conference theme "Working in a New Age" featured education sessions on the ethics of social media, courts and media in the digital age, court leadership, and responding to cybercrime in the criminal justice system, Emotional

Intelligence, and specialty courts. An informative and engaging plenary session alerted attendees to the critical fundamentals of current and future staffing talents, as well as understanding the demands of clients, customers, citizens, and community. In all, 23 faculty and staff delivered 20 highly rated education sessions.

The Limited Jurisdiction Judges Winter Conference was held in Pahrump, on January 24-27, 2012. Nevada Judges of Limited Jurisdiction President, Judge John Tatro, welcomed 67 judges to the conference that included 11 educational sessions with 15 faculty over 4 days. The conference highlighted sessions on domestic violence, mental health, budgeting, and commercial traffic enforcement, and ethics. A session on digital



JUDICIAL EDUCATION

forensics developed the attendees understanding on the authenticity and preservation of digital evidence.

Judge Christina Brisebill was the host judge for the conference and the incoming President of the Nevada Judges of Limited Jurisdiction Association.

The annual Family Jurisdiction Judges Conference was held in conjunction with the State Bar Association, Family Law Conference in Ely on February 29–March 1, 2012. The conference allowed the 44 judges that attended, 6-hours of family law education with discussions on guardianship, financial disclosure, and cross jurisdictional issues with custody and dependency. Additionally, judges were provided with a session on strategies and techniques for conducting effective child interviews.

As time and travel challenges continue, the Judicial Education Unit is coming up with new ways in furthering educational opportunities for Nevada’s judiciary and court personnel. In fiscal year 2012, the Distance Education Program was launched and held its first training on the 2011 Legislative Review. The training was offered via on-demand video accompanied by a guidebook summarizing the legislative changes and how it impacted Nevada’s courts.

The first live webinar debuted in February 2012 with the Nevada 2012 Judicial Training on Domestic Violence–Strangulation. This training highlighted one of the most lethal forms of domestic violence, and was attended by 17 judges and other court personnel. The training video was also made available on the Supreme Court’s website as an “on-demand” option. Six judges and other court

personnel have taken advantage of the continuing education opportunity. For fiscal year 2013, the Judicial Education Unit has nine webinars scheduled with plans for more as subjects are identified.

The Judicial Education Unit has a responsibility for the continuing advanced education of the judiciary. Judges are encouraged to seek continuing advance education with the AOC providing the support through educational requests. The AOC provided funding for 117 judges to attend mandatory and advanced education during the past year at the cost of \$262,600. This does not include the AOC sponsored conferences or the Judicial Leadership Conference.

With fiscal year 2012 completed, the Judicial Education Unit is planning for the future with expanded educational opportunities for the judiciary and staff.

Judicial Education Awards

Several justices and judges received important awards at the Nevada Judicial Leadership Summit for their educational achievements. Chief Justice Nancy Saitta emphasized that it is imperative that Nevada’s judges receive the best judicial education possible so that our citizens can be confident in the decision making process.

Outstanding Education Award (1,000 hours)

- Senior Justice of the Peace Fidel Salcedo

Distinguished Judicial Education Award (640 hours)

- Supreme Court Chief Justice Michael Cherry
- Supreme Court Justice Michael Douglas
- Supreme Court Justice Mark Gibbons
- Supreme Court Justice James Hardesty
- District Court Judge Mark Denton
- District Court Judge Richard Wagner
- District Court Judge Chuck Weller
- Justice of the Peace Juanita Colvin

Advanced Judicial Education Award (440 hours)

- Supreme Court Chief Justice Nancy Saitta
- District Court Judge Jerome Polaha
- District Court Judge T. Arthur Ritchie, Jr.
- District Court Judge Douglas Smith
- Justice of the Peace Gene Wambolt

Judicial Education Award (240 hours)

- District Judge David Barker
- District Judge Bryce Duckworth
- District Judge Jessie Walsh
- District Judge James Wilson, Jr.
- Justice of the Peace Darryll Dodenbier



SITTING JUDGES

**JUDGE
ANDREW PUCCINELLI**

Fourth Judicial District Judge Andrew Puccinelli, a second generation Nevada attorney, died on August 8, 2011, after a battle with pancreatic cancer. He was 58.

Judge Puccinelli served on the Elko County bench from the time he was appointed in 2002 by then-Governor Kenny Guinn until his death. In addition to presiding over civil, criminal, family, and juvenile cases, Judge Puccinelli was appointed by the Supreme Court to serve on the Court Improvement Program Select Committee, the Access to Justice Commission, and the Specialty Court Funding Committee.

Shortly before his death, Judge Puccinelli completed his term as President of the Nevada District Judges Association and as a member of the Supreme Court's Judicial Public Information Committee. He also served as president of the State Bar of Nevada from 1998 to 1999.

Judge Puccinelli established the Adult Drug Court (2005) and Juvenile Drug Court (2007) programs for Elko County.

JUDGE ROBERT PERRY

Second Judicial District Judge Robert Perry, whose 7 years on the bench included overseeing the high-profile Brianna Dennison murder trial, died December 20, 2011, after a long illness, with his family by his side. He was 68.

Perry was appointed in 2005 by then-Governor Kenny Guinn to replace James Hardesty, who was elected to the Nevada Supreme Court. In 2008, Judge Perry was retained by voters for the Washoe County seat.

SITTING JUDGES

JUDGE DAVID HUFF

District Judge David Huff, who served on both the Third and Tenth Judicial District Courts, died March 22, 2012, in Fallon following a lengthy illness. He was 72.

Judge Huff was on the District Court bench for 15 years, serving first on the Third Judicial District Court and then became the first judge on the Tenth Judicial District Court when it became effective in January 2012. The Tenth Judicial District was created by the 2011 Legislature, which divided the two counties in the Third Judicial District—Churchill and Lyon Counties—into individual judicial districts. Judge Huff, who had been a Fallon attorney since 1985, was instrumental in the creation of the new judicial district.

Judge Huff would not sit on the new bench for long. As his health deteriorated, he announced his retirement effective April 30, but did not survive to see his retirement.

JUDGE FRANCES VIDAL

Yerington Municipal Judge Frances Vidal died March 28, 2012, in Carson City. She was 71.

Judge Vidal served as Smith Valley Justice of the Peace in Lyon County beginning in 1988 and as Yerington Municipal Court judge beginning the following year. When her most current term as Justice of the Peace expired in January 2007, Judge Vidal left those duties because the Smith Valley Court was consolidated with Yerington Justice Court into Walker River Justice Court.

Judge Vidal, however, continued to serve as Yerington Municipal Court Judge until her death.

RETIRED JUDGES

JUDGE REX BELL JR.

Rex Bell Jr., former Las Vegas Justice of the Peace and Clark County District Attorney, died July 8, 2011, after a battle with cancer. Bell, 76, was the son of former Lieutenant Governor and famed cowboy actor Rex Bell Sr. and Hollywood "The It Girl" Clara Bow.

Bell was justice of the peace from 1972 to 1976 and served as district attorney from 1986 to 1994.

He began his legal career in 1969 as a Clark County deputy district attorney. He served as counsel to the Clark County Sheriff's Office while former Bob Miller, who would later become Nevada Governor, was counsel for the City of Las Vegas Police Department. The two lawyers helped the departments merge into the Metropolitan Police Department.

JUDGE JOHN MENDOZA

Former District Judge John Mendoza, who championed children's rights during a lifetime of public service, died November 8, 2011, after a short illness. He was 83.

Judge Mendoza, who served on the District Court bench from 1967 to 1991, reshaped Clark County's juvenile justice system in the 1970's into a model for the nation. During that time, he served as president of the National Council of Juvenile and Family Court Judges.

He is regarded as one of the founders of CASA. In honor of CASA's 30th anniversary last year, Senator Harry Reid paid tribute to Judge Mendoza on the floor of the U.S. Senate.


Before being elected to the District Court bench in 1966, he served a term as Las Vegas Justice of the Peace from 1955 to 1957.





THE NEVADA JUDICIARY

CASELOAD STATISTICS REPORT



FISCAL YEAR 2012

Uniform System for Judicial Records

The Uniform System for Judicial Records (USJR) reporting requirements were established in June 1999 by Supreme Court order ADKT 295. The USJR directs trial courts to submit monthly information defined in the Nevada Courts Statistical Reporting Dictionary (Dictionary) to the Administrative Office of the Courts (AOC). The information in the Dictionary is divided into four case categories: criminal, civil, family, and juvenile. Caseloads and dispositions for each case category have been defined and consistently categorized therein. In

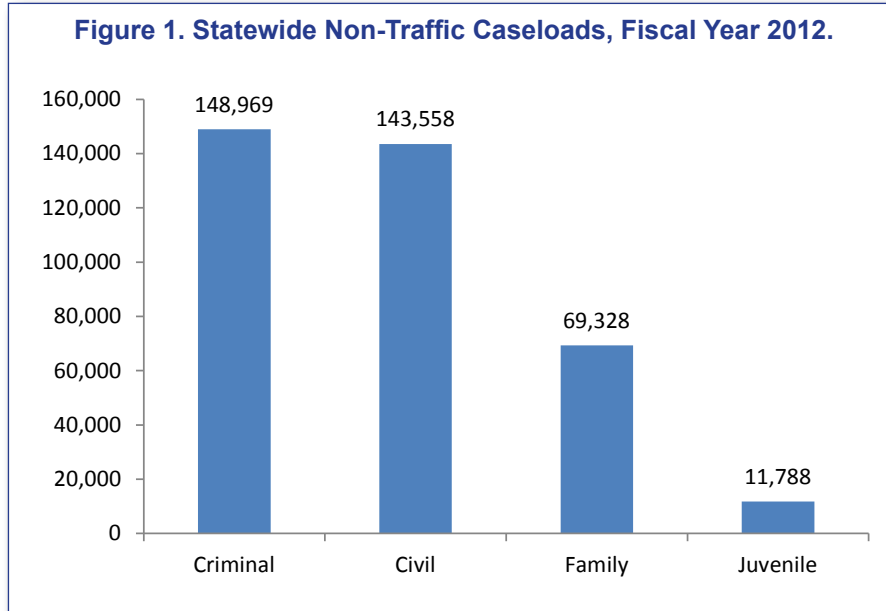
The detailed appendix tables are excluded from the printed version of the report in an effort to reduce costs. The appendix tables are available on the Supreme Court of Nevada website (www.nevadajudiciary.us) in the documents section.

In fiscal year 2012, the Supreme Court caseload continued to increase with 2,500 cases filed during the fiscal year, the highest ever. The Court disposed of 2,270 cases during the same period for a closure rate of almost 91 percent.

For the trial courts in Nevada, Figure 1 presents the total

New this year, Table 1 presents the 5-year totals of dispositions. Overall non-traffic dispositions decreased 3 percent from fiscal year 2011. District Courts saw an increase of almost 15 percent in total dispositions with criminal (18 percent), civil (28 percent), family (11 percent), and juvenile (1 percent) all increasing from the year prior. Justice and Municipal Court criminal dispositions both decreased more than 14 percent and 15 percent, respectively. Justice Court civil dispositions also decreased more than 4 percent. Overall, Justice Court

Figure 1. Statewide Non-Traffic Caseloads, Fiscal Year 2012.



fiscal year 2012 (July 1, 2011 – June 30, 2012), two types of statistics were collected in each of these categories. The two types were cases filed (cases initiated with the court) and cases disposed (cases adjudicated or closed). Courts report these data counts by case type. In turn, the statistical information is compiled and reported in this annual report in accordance with NRS 1.360.

This annual report provides caseload inventory (filing) and disposition statistics for the Supreme Court and all 77 trial courts in the state: 17 District Courts, 43 Justice Courts, and 17 Municipal Courts. Where court information varies from the Dictionary or is incomplete, explanatory footnotes are provided.

statewide non-traffic caseload filings for fiscal year 2012. Table 1 presents the caseload filings and dispositions for the past 5 years. The statewide non-traffic caseload filings decreased by 35,598 cases, almost 9 percent, from last year as seen in Table 1. Criminal filings increased more than 3 percent for the District Courts, and decreased more than 17 percent and 13 percent for the Justice Courts and Municipal Courts, respectively. Civil filings decreased almost 12 percent for the District Courts and more than 5 percent for the Justice Courts. Family filings increased 1,676 cases from the year prior. Juvenile filings decreased by more than 16 percent.

non-traffic dispositions decreased by more than 9 percent.

For the Nevada trial courts, the traffic and parking caseload filings decreased by 2 percent this year. District Courts, which only hear juvenile traffic matters, decreased more than 8 percent. Justice Courts traffic and parking caseload increased almost 2 percent, while Municipal Courts decreased 9 percent.

Generally, dispositions followed the filing trend. Dispositions decreased more than 1 percent for the judiciary as whole, with the District and Municipal Courts decreasing more than 4 and 14 percent, respectively. The Justice Courts saw an increase in traffic dispositions by more than 7 percent.



Table 1. Reported Statewide Trial Court Totals, Fiscal Years 2008-12.

Caseload Filings

Court	Fiscal Year	Criminal ^{a,b}	Civil ^b	Family ^b	Juvenile	Total Non-Traffic Caseload	Traffic and Parking Cases ^{c,d}	Traffic and Parking Charges ^{c,d}
District	2012	15,481	30,770	69,328	11,788	127,367	4,282	5,784
	2011	15,002 ^r	34,849	67,652 ^r	14,079 ^r	131,582 ^r	4,661	6,134 ^r
	2010	13,585	36,960	67,141	13,783	131,469	5,464	7,162
	2009	13,607	41,044 ^r	63,791	13,771	132,213 ^r	5,285	8,223
	2008	14,730	34,519	62,448	14,673	126,370	(c)	9,265
Justice	2012	79,341	112,788	NJ	NJ	192,129	370,279	510,004
	2011	96,111	118,812	NJ	NJ	214,923	363,185	505,957
	2010	95,662	123,788	NJ	NJ	219,450	373,352	516,383
	2009	89,238	142,501	NJ	NJ	231,739	376,376	543,745
	2008	86,894	148,473	NJ	NJ	235,367	(c)	559,982
Municipal	2012	54,147	0	NJ	NJ	54,147	185,046	264,999
	2011	62,735	1	NJ	NJ	62,736	203,310	301,077
	2010	55,519	0	NJ	NJ	55,519	236,453	347,175
	2009	57,497	0	NJ	NJ	57,497	247,691 ^r	368,446 ^r
	2008	55,752	4	NJ	NJ	55,756	(c)	349,432
Total	2012	148,969	143,558	69,328	11,788	373,643	559,607	780,787
	2011	173,848 ^r	153,662	67,652 ^r	14,079 ^r	409,241 ^r	571,156	813,168 ^r
	2010	164,766	160,748	67,141	13,783	406,438	615,269	870,720
	2009	160,342	183,545 ^r	63,791	13,771	421,449 ^r	629,352 ^r	920,414 ^r
	2008	157,376	182,996	62,448	14,673	417,493	(c)	918,679

Dispositions

Court	Fiscal Year	Criminal ^{a,b}	Civil ^b	Family ^b	Juvenile	Total Non-Traffic Dispositions	Traffic and Parking Dispositions ^d
District	2012	16,830	36,320	64,620	13,736	131,506	2,531
	2011	14,293 ^r	28,409 ^r	58,150 ^r	13,568 ^r	114,420 ^r	2,651 ^r
	2010	16,167	26,463	59,520	18,726	120,876	2,708
	2009	16,800 ^r	27,625 ^r	64,595	18,154	127,174 ^r	2,948
	2008	18,248 ^r	26,290 ^r	44,261 ^r	15,134 ^r	103,933 ^r	3,967 ^r
Justice ^e	2012	78,181	94,928	NJ	NJ	173,109	360,849
	2011	91,503	99,328 ^r	NJ	NJ	190,831 ^r	335,702
	2010	33,464	112,936	NJ	NJ	146,400	342,742
	2009	32,081 ^r	143,093	NJ	NJ	175,174 ^r	375,428
	2008	28,774	92,542	NJ	NJ	121,316	355,967 ^r
Municipal	2012	56,965	0	NJ	NJ	56,965	184,655
	2011	67,505	1	NJ	NJ	67,506	216,143
	2010	62,676	0	NJ	NJ	62,676	256,563
	2009	62,310 ^r	1	NJ	NJ	62,311 ^r	352,581 ^r
	2008	61,006 ^r	3	NJ	NJ	61,009 ^r	323,130 ^r
Total	2012	151,976	131,248	64,620	13,736	361,580	548,035
	2011	173,301 ^r	127,738 ^r	58,150 ^r	13,568 ^r	372,757 ^r	554,496 ^r
	2010	112,307	139,399	59,520	18,726	329,952	602,013
	2009	111,191 ^r	170,719 ^r	64,595	18,154	364,659 ^r	730,957 ^r
	2008	108,028 ^r	118,835 ^r	44,261 ^r	15,134 ^r	286,258 ^r	683,064 ^r

NJ Not within court jurisdiction.
^a Criminal includes felony, gross misdemeanor, non-traffic misdemeanor, and criminal appeals (District Court only) filings and are counted by defendant.
^b Reopened cases are included in totals.
^c Prior to fiscal year 2009, traffic and parking filings were reported on the charge level. Accordingly, both case and charge filing information is provided in the table.
^d Traffic cases and charges include juvenile traffic statistics.
^e Las Vegas Justice Court began reporting non-traffic dispositions in fiscal year 2011.
^r Data totals revised from previous annual reports owing to improved data collection.
 Source: Uniform System for Judicial Records, Nevada AOC, Research and Statistics Unit.





SUPREME COURT OF NEVADA—LAS VEGAS COURTROOM

Statistical Events

Every year there can be events that significantly affect the statistical reporting for the Nevada Judiciary. From adding judicial positions in a particular court, to modifying the statistical dictionary, these events enhance our understanding of the Nevada Judiciary. Also, every now and then, there are milestones reached that highlight the deeds of the courts in pursuit of preserving citizens' access to justice.

In fiscal year 2012, the Nevada Judiciary added another judicial district, making now 10 districts in total. The Tenth Judicial District was created by the 2011 Legislature. This new judicial district is comprised of

Churchill County, which used to be part of the Third Judicial District. The Tenth Judicial District is highlighted on the map of Nevada on page 7.

Also, Assembly Bill 261 went in to effect on July 1. This bill increased the monetary limit of small claims from \$5,000 to \$7,500 in the Justice Courts. Surprisingly, small claims filings decreased more than 16 percent this year, even though Justice Court civil filings decreased 5 percent overall.

Additionally, during fiscal year 2012, the Nevada Supreme Court had case filings reach 60,000. This is an important milestone and achievement for the court, which is discussed at length in the next section.

Supreme Court

The Nevada Supreme Court is the court of last resort and the only appellate court in the state. Nevada does not have a Court of Appeals. The core constitutional function of the Supreme Court is to review appeals from the decisions of the District Courts. The Supreme Court does not conduct any fact-finding trials, but rather determines whether procedural or legal errors were made in the rendering of lower court decisions. As the court of last resort in Nevada, the Supreme Court hears all filed cases. The Nevada Constitution does not provide for discretionary review of cases in the court of last resort.

The Supreme Court is the administrative head of the entire legal system. The Justices oversee the courts and issue rules governing everything from court procedures to the ethical and professional conduct of judges and attorneys.

During fiscal year 2012, the Nevada Supreme Court had case filings reach 60,000. It took 112 years, from October 1864 to August 1977, for the Supreme Court to reach 10,000 filings. Since then, filings have increased significantly each year with the last 10,000 cases filed within the last 5 years; the 50,000 mark was reached in 2007. Filings continue to increase year to year, with a record 2,500 filings being reported this year.

Table 2. Nevada Supreme Court Cases Filed and Disposed, Fiscal Years 2008-2012.

	Fiscal Year 2008	Fiscal Year 2009	Fiscal Year 2010	Fiscal Year 2011	Fiscal Year 2012
Cases Filed					
Bar Matters	38	42	51	52	77
Appeals	1,842	1,759	1,873	1,954	2,054
Original Proceedings	334	327	327	369	351
Other	4	7	1	0	0
Reinstated	20	17	14	20	18
Total Cases Filed	2,238	2,152	2,266	2,395	2,500
Cases Disposed					
By Opinions ¹	90	98	63	71	92
By Order	1,869	2,069	2,356	2,149	2,178
Total Cases Disposed	1,959	2,167	2,419	2,220	2,270
Cases Pending	1,682	1,667	1,514	1,689	1,919
Authored Opinions	74 ^r	78 ^r	56 ^r	67 ^r	86

¹ Includes single and consolidated cases disposed *per curiam* or by authored opinion.
^r Revised from previous publications
 Source: Nevada Supreme Court Clerk's Office.



Table 3. Nevada Supreme Court Appeals Filed by Judicial District, Fiscal Years 2008-2012.

Civil Appeals Filed ¹					
	2008	2009	2010	2011	2012
First	43	45	39	47	56
Second	126	115	117	156	181
Third	14	17	9	24	12
Fourth	10	13	5	9	4
Fifth	15	8	12	15	12
Sixth	10	7	12	18	17
Seventh	13	10	5	13	12
Eighth	577	549	611	562	646
Ninth	17	16	9	10	15
Tenth ²					14
Total	825	780	819	854	969

Criminal Appeals Filed					
	2008	2009	2010	2011	2012
First	38	33	39	32	35
Second	249	191	185	164	208
Third	24	14	21	21	7
Fourth	21	12	9	22	12
Fifth	19	16	22	31	29
Sixth	28	25	22	23	33
Seventh	15	36	42	28	17
Eighth	618	648	711	777	735
Ninth	5	4	3	3	4
Tenth ²					4
Total	1,017	979	1,054	1,101	1,084

Total Appeals Filed					
	2008	2009	2010	2011	2012
First	81	78	78	79	91
Second	375	306	302	320	389
Third	38	31	30	45	19
Fourth	31	25	14	31	16
Fifth	34	24	34	46	41
Sixth	38	32	34	41	50
Seventh	28	46	47	41	29
Eighth	1,195	1,197	1,322	1,339	1,381
Ninth	22	20	12	13	19
Tenth ²					18
Total	1,842	1,759	1,873	1,955	2,053

¹ Family and juvenile cases are included in civil appeals.

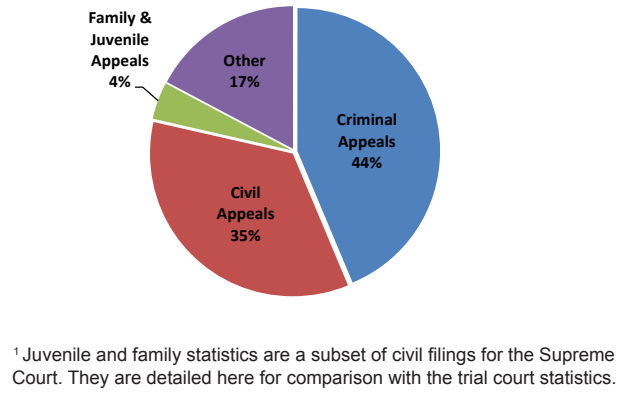
² The Tenth Judicial District was created from the Third Judicial District January 2012.

Source: Nevada Supreme Court Clerk's Office.

As can be seen in Table 2, the Supreme Court had 2,500 filings during the last fiscal year; an increase of more than 4 percent, or 105 filings, from the year before. The Justices disposed of 2,270 cases; an increase of more than 2 percent from the prior year. Despite the increase in dispositions, the pending caseload of the court continued to increase. This increase is in large part to the continual climb in the number of filings each year. This fiscal year

(1 percent) for an overall increase of 98 cases (5 percent) statewide. As can be expected for the largest District Court in the state, the Eighth Judicial District (Clark County) recorded the most appeals (1,381), increasing by 42 cases from last fiscal year. The next largest District Court in the state, the Second Judicial District (Washoe County), recorded the next highest number of appeals (389) and saw the largest magnitude of change with a 69 case increase from last fiscal year.

Figure 2. Distribution of Case Types for Supreme Court Caseload ¹



the number of pending cases reached a high of 1,919 pending cases.

Figure 2 shows the distribution of the appeals by case type for the Supreme Court. As shown, the criminal appeals provide the majority of the court's caseload at nearly 44 percent. That is more than the combined caseload of civil, family, and juvenile appeals (39 percent) filed with the Supreme Court.

The breakdown of appeals of District Court cases by Judicial District is provided in Table 3. Civil appeal cases increased by 115 cases (13 percent) and criminal cases decreased by 17 cases

Appellate Court Comparisons

The Nevada Supreme Court continues to see a high number of filings each year. Nevada is one of ten states without a separate court of appeals. A comparison of caseloads for states without a separate court of appeals is listed in Table 4. Of these states, Nevada has the highest ratio of cases per Justice at 357; only the West Virginia Supreme Court approaches this magnitude.

In fact, looking at select states with a separate Court of Appeals in Table 5, the Nevada Supreme Court has more cases filed than the combined Court of Appeals and Supreme Courts for the states of Utah, New Mexico, and Idaho. Kansas, which has 2,676 appeal cases filed in both courts, had 20 justices to hear the cases. Nevada, on the other hand, had only 7 justices to hear 2,500 cases.

The states on Table 5 were chosen by their geographical or population similarities with Nevada. The Nevada Supreme Court surpasses almost every individual court in cases per justice; only the California Supreme Court is higher. However, Nevada also has 92 cases filed per 100,000 population; California has 25. Also, California has discretionary review; not all petitions filed in the court are heard by the court. In contrast, Nevada does not have discretionary review and must hear all matters filed with the court.

Table 4. Characteristics of Nevada and Other Selected States Without Courts of Appeals.

All data from respective states' most recent annual report or web page (2010-2012).

States Without an Appeals Court	Population Ranking ^a	En Banc or Panels	Justices	Cases filed	Cases per Justice
Nevada ^b	35	Both	7	2,500	357
West Virginia ^{b,c}	37	En Banc	5	1,668	334
Maine ^d	41	En Banc	7	690	99
New Hampshire ^d	42	Both	5	910	182
Rhode Island ^d	43	En Banc	5	418	84
Montana ^b	44	Both	7	775	111
Delaware ^b	45	Both	5	714	143
South Dakota ^b	46	En Banc	5	406	81
Vermont ^d	49	En Banc	5	480	96
Wyoming ^{b,e}	50	En Banc	5	265	53

^a Source: U.S. Census Bureau, Population Division, Table 1. Annual Estimates of the Population for the United States, Regions, States, and Puerto Rico: April 1, 2010 to July 1, 2011 (NST-EST2011-01).

^b State does not have discretionary case review, unless otherwise noted.

^c Supreme Court changed from discretionary to nondiscretionary case review on December 1, 2010.

^d Includes mandatory cases and total discretionary petitions filed.

^e Fiscal year 2009 information per CSP 2009 (<http://www.courtstatistics.org>).

When comparing Court of Appeals filings to Supreme Court filings, generally, the Court of Appeals have a much higher number of new case filings. Only Idaho reports less filings at the Court of Appeals than their Supreme Court. In Idaho, all cases are first filed with the Supreme Court and then assigned to the Court of Appeals.

Courts of Appeals provide Supreme Courts the ability to focus on precedent setting cases. Combining this with the information provided in Tables 4 and 5, suggests that a new Court of Appeals will provide greater access to justice for the citizens of Nevada and should result in quicker resolution of cases.

In the 2011 Legislative Session, Nevada legislators passed legislation to establish a Court of Appeals. This legislation will be reviewed again during the 2013 session. If passed, the issue will be placed on the 2014 ballot for voters to approve a constitution amendment, which if passed, would establish a Court of Appeals in Nevada.

Table 5. Characteristics of Nevada and Other States With Courts of Appeals.

All data from respective states' most recent annual report or web page (2010-2012).

	Nevada	California ^{a,b}	Arizona ^{a,b}	Oregon ^a	Kansas ^a	Utah ^{a,b}	New Mexico ^{a,b}	Idaho ^a
Population rank ^c	35	1	16	27	33	34	36	39
Court of Appeals								
Justices		105	22	10	13	7	10	4
En banc or panels		Panels	Panels	Both	Both	Panels	Panels	Panels
Cases filed ^d		22,515	3,907	3,416	1,707	922	881	561 ^e
Cases per 100,000 pop.		60	60	88	59	33	42	35
Cases per justice		214	178	342	131	132	88	140
Supreme Court								
Justices	7	7	5	7	7	5	5	5
En banc or panels	Both	En Banc	Both	En Banc	En Banc	En Banc	En Banc	En Banc
Cases filed ^d	2,500 ^f	9,562	1,018	1,229	969	619	621	1,016 ^e
Cases per 100,000 pop.	92	25	16	32	34	22	30	64
Cases per justice	357	1,366	204	176	138	124	124	203

^a Supreme Court has discretion in case review.

^b Court of Appeals has discretion in case review.

^c Source: U.S. Census Bureau, Population Division, Table 1. Annual Estimates of the Population for the United States, Regions, States, and Puerto Rico: April 1, 2010 to July 1, 2011 (NST-EST2011-01).

^d Includes mandatory cases and total discretionary petitions filed, unless otherwise noted.

^e Supreme Court cases filed are all appeal cases filed for the state during the reporting period. Court of Appeals cases are cases assigned from the Supreme Court cases filed.

^f State does not have discretionary review.



District Courts

The District Courts are general jurisdiction courts, meaning their caseload encompasses all case types (criminal, civil, family, and juvenile) as well as mandates prescribed by the Nevada Constitution and Nevada Revised Statutes. Criminal cases include felony and gross misdemeanor case types, and civil cases for disputes exceeding \$10,000. Family and juvenile cases are defined by the parties involved in the action or proceedings.

Nevada has 10 Judicial Districts which encompass its 17 counties, each of which maintains a District Court and provides court staff. The Tenth Judicial District, which is Churchill County, was formed in January of this year by separation from the Third Judicial District. The information for the Tenth Judicial District is for the fiscal year.

The 10 Judicial Districts are served by 82 District Court Judges who are elected and serve within the Judicial District in which they reside; however, they have statewide authority and may hear cases throughout the state. The sparse population of rural Nevada has necessitated that four of the Judicial Districts encompass multiple counties (the First, Fifth, Sixth, and Seventh Judicial Districts encompass 11 counties). Judges in these rural Judicial Districts must travel within multiple counties, on a regular basis, to hear cases.

Statistical Summary

The District Court case filing information for the last two fiscal years is summarized in Table 6. The detailed information for fiscal year 2012 is available in the appendix located on the Supreme Court website (www.nevadajudiciary.us) under the Administrative Office of the Courts documents area. Summary disposition information is included in Table 7.

As it can be seen in Figure 3, family cases make up the largest share of the District Courts' caseload, at 55 percent. Civil cases are the next largest share of the caseload at 24 percent, followed by criminal and juvenile cases with 12 and 9 percent, respectively.

The Nevada criminal (non-traffic) caseload at the District Courts increased by more than 3 percent this year. District Courts in less populous counties can see large percentage changes to filings year to year, and this year was no exception. Esmeralda, Pershing, and White Pine Counties all saw the largest percentage increases in the state with 133, 33, and 28 percent respective increases in their criminal caseload filings from last year. This change, however, only represented an increase of 60 cases, or less than one-half of a percent, of the statewide total. Similarly, the largest



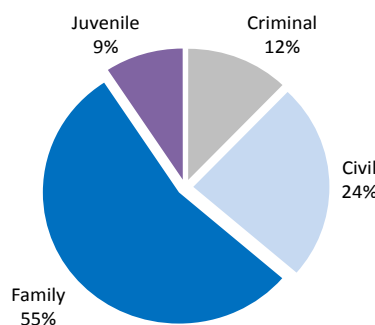
DISTRICT COURT JUDGE THOMAS STOCKARD HOLDING COURT

last year. Pershing County, which saw one of the largest percentage filing increases, also saw one of the highest disposition percentage increases in the state (almost 24 percent). Only two other counties saw an increase in criminal dispositions this year, Humboldt County (21 percent) and Clark County (27 percent). Storey and Esmeralda Counties saw no change in dispositions from last year. The courts with the largest criminal filing decreases (Eureka, Lander, and Mineral Counties) also saw the largest decreases in criminal dispositions (23, 57, and 57 percent respectively).

Civil case filings at the District Court level have continued to decline, a trend which began in 2010. This year's 30,770 filings are the lowest since 2006, when 29,093 civil filings were reported. Statewide, the District Courts reported 4,079 fewer civil cases this year, almost a 12 percent decline. More than 81 percent of this decrease came from the largest county in the state, Clark County (3,305 fewer cases). Only 2 counties increased their civil filings from last year, Esmeralda County (240 percent or 12 filings) and Pershing County (an increase of almost 26 percent or 23 filings). Humboldt County had the same amount of filings as last year, with 97 civil filings.

Civil dispositions, however, increased by more than 7,900 cases from last year (almost a 28 percent increase). This was led mostly from the Clark County District Court, who disposed of more than 8,400 cases from last year, despite having

Figure 3. Distribution of Case Types For Statewide District Court Caseload, Fiscal Year 2012



decreases were in Eureka, Lander, and Mineral Counties with decreases of 71, 58, and 34 percent respectively (representing a decrease of 45 cases, or less than one-half of a percent of the statewide total). All the District Courts, excluding Clark County, which increased criminal filings by 524 from last year, were within 45 cases from last fiscal year.

Dispositions for criminal cases increased by almost 18 percent from

fewer filings during the same time frame. This increase is reported to be associated with an ongoing effort to close old cases from their case management system and should level out over time.

Family-related cases continued a 12-year history of increasing filings. This fiscal year's increase was more than 2 percent from last fiscal year. Only 7 of the 17 counties experienced increases; Storey County reported the same number of filings than the year prior (23). All the District Courts in the Sixth Judicial District (Humboldt, Lander, and Pershing Counties) experienced increases (55, 8, and 19 percent, respectively). Lyon (33 percent), Elko (12 percent), Clark (5 percent), and Douglas (1 percent) Counties round out the seven counties that experienced increases in family-

related filings this year. Four courts experienced reductions in filings of more than 30 percent this year; all the courts in the Fifth Judicial District (Esmeralda, Mineral, and Nye Counties), as well as Eureka County, had filings reduced by 30 percent or more. Nye County had the second largest reduction in filings reported in the state this year (583 fewer filings), and also had the third highest family-related cases filed in the state (1,289 total). Washoe County had the largest reduction in filings (719 fewer filings this year), and had the second highest number of filings in the state with 10,630.

Family-related dispositions increased more than 11 percent from last year, led mostly from Clark County's more than 15 percent increase. Much like the filings, all

the courts in the Sixth Judicial District increased in the number of dispositions reported. Humboldt County, in particular, reported almost three times the number of dispositions than last year. In the Fifth Judicial District, where all the filings decreased for the courts, Esmeralda County dispositions remained flat from last year, Mineral County declined more than 88 percent, and Nye County declined by almost 42 percent.

Juvenile case filings decreased more than 16 percent this year from last. Still, Lincoln County saw the largest percentage increase (93 percent), followed by Eureka County (50 percent), and Mineral County (40 percent). Churchill County had the largest increase in actual filings reported, with 85 more filings this

Table 6. Summary of District Court Cases Filed, Fiscal Years 2011-12. (See Table 16 for Juvenile Traffic.)

Court	Criminal Non-traffic Cases Filed ^{a,b}		Civil Cases Filed ^b		Family Cases Filed ^b		Juvenile Non-traffic Cases Filed		Total Non-traffic Cases Filed ^{a,b}	
	FY 2011	FY 2012	FY 2011	FY 2012	FY 2011	FY 2012	FY 2011	FY 2012	FY 2011	FY 2012
	First Judicial District									
Carson City District Court	308	271	743	665	1,069	1,024	205	125	2,325	2,085
Storey County District Court	13	14	34	30	23	23	5	1	75	68
Second Judicial District										
Washoe County District Court	2,163	2,122	4,543	4,142	11,349	10,630	1,859	1,866	19,914	18,760
Third Judicial District										
Lyon County District Court	223 ^r	193	328	304	539 ^r	717	374 ^r	322	1,464 ^r	1,536
Fourth Judicial District										
Elko County District Court	384	377	492	421	1,113	1,253	391	309	2,380	2,360
Fifth Judicial District										
Esmeralda County District Court	9 ^r	21	5	17	4	2	0	0	18 ^r	40
Mineral County District Court	68	45	43	27	129	71	30	42	270	185
Nye County District Court	505 ^r	544	522 ^r	463	1,872	1,289	239	196	3,138 ^r	2,492
Sixth Judicial District										
Humboldt County District Court	138 ^r	156	97	97	321	498	288	352	844 ^r	1,103
Lander County District Court	12	5	72 ^r	33	50	54	45	50	179 ^r	142
Pershing County District Court	61	81	89	112	64	76	57	53	271	322
Seventh Judicial District										
Eureka County District Court	21	6	14	7	10	7	8	12	53	32
Lincoln County District Court	51	43	44	32	44	43	15	29	154	147
White Pine County District Court	99	127	190	165	186	152	138	89	613	533
Eighth Judicial District										
Clark County District Court	10,648	11,172	27,035	23,730	49,294	51,974	10,015	7,864	96,992	94,740
Ninth Judicial District										
Douglas County District Court	164	153	414	398 ^c	854	864	152	135	1,584	1,550
Tenth Judicial District										
Churchill County District Court	135	151	184	127	731 ^r	651	258	343	1,308 ^r	1,272
Total	15,002^r	15,481	34,849	30,770	67,652^r	69,328	14,079^r	11,788	131,582^r	127,367

^a Includes appeals of lower jurisdiction courts.

^b Includes reopened cases.

^c Reopen counts not reported for six months.

^r Revised from previous publications.

Source: Uniform System for Judicial Records, Nevada AOC, Research and Statistics Unit.



Table 7. Summary of District Court Cases Disposed, Fiscal Years 2011-12. (See Table 16 for Juvenile Traffic.)

Court	Criminal Cases Disposed		Civil Cases Disposed		Family Cases Disposed		Juvenile Non-traffic Cases Disposed		Total Non-traffic Cases Disposed	
	FY 2011	FY 2012	FY 2011	FY 2012	FY 2011	FY 2012	FY 2011	FY 2012	FY 2011	FY 2012
	First Judicial District									
Carson City District Court	252	232	347	484	736	819	294	188	1,629	1,723
Storey County District Court	2	2	43	26	31	17	1 ^a	1	77	46
Second Judicial District										
Washoe County District Court	2,027	1,927	2,782	2,389	6,975	6,955	4,518	4,327	16,302	15,598
Third Judicial District										
Lyon County District Court	201	192	305 ^r	274	572 ^r	708	312 ^r	165	1,390 ^r	1,339
Fourth Judicial District										
Elko County District Court	345	281	199	240	988 ^b	962 ^b	287	270	1,819	1,753
Fifth Judicial District										
Esmeralda County District Court	6	6	4	0	2	2	0	0	12	8
Mineral County District Court	68	29	35	3	103	12	25	20	231	64
Nye County District Court	485 ^r	483	375 ^r	273	1,895	1,102	321	88	3,076 ^r	1,946
Sixth Judicial District										
Humboldt County District Court	105	127	54	56	167	481	197	282	523	946
Lander County District Court	14	6	10	14	40	48	57	71	121	139
Pershing County District Court	46	57	58 ^c	96 ^c	28	56	19 ^c	22 ^c	151	231
Seventh Judicial District										
Eureka County District Court	17	13	11	9	8	6	4 ^a	11	40	39
Lincoln County District Court	43	35	25	17	46	31	15	25	129	108
White Pine County District Court	114 ^r	89	169	106	160	157	197 ^r	150	640 ^r	502
Eighth Judicial District										
Clark County District Court	10,298	13,096	23,505	31,922	45,000 ^c	51,792 ^{c,d}	6,815 ^c	7,553	85,618	104,363
Ninth Judicial District										
Douglas County District Court	143	135	335	273	801	762	112	105	1,391	1,275
Tenth Judicial District										
Churchill County District Court	127	120	152 ^r	138	598 ^r	710	394	458	1,271 ^r	1,426
Total	14,293^r	16,830	28,409^r	36,320	58,150^r	64,620	13,568^r	13,736	114,420^r	131,506

^a Dispositions are final case closures.

^b Includes the disposition of support hearings.

^c Dispositions include both original disposition and final closure information.

^d Include administrative closures for protection order cases.

^r Revised from previous publications.

Source: Uniform System for Judicial Records, Nevada AOC, Research and Statistics Unit.

year from last. Contrastingly, Storey County had the largest percentage decrease, with a reduction of 80 percent (4 cases fewer this year). Carson City District Court reduced filings by 39 percent (80 fewer filings), and White Pine County decreased by more than 35 percent (49 fewer filings). The large share of the reduction statewide, however, came from the Clark County District Court, which reported more than a 21 percent reduction from last year (2,151 fewer filings).

Juvenile dispositions remained mostly flat from last year, increasing by more than 1 percent. District Courts which saw large percentage increases included Eureka County, 175 percent (4 to 11 cases); Lincoln County, nearly 67 percent (15 to 25

cases); and Humboldt County, 43 percent (197 to 282 cases). District Courts that saw large decreases included Nye County, with a decrease of more than 72 percent (321 to 88 cases); Lyon County, 47 percent (312 to 165 cases); and Carson City, 36 percent (294 to 188 cases).

The overall caseload for Nevada District Courts decreased by more than 3 percent from last year. Only 4 counties saw increases this year: namely, Lyon, Esmeralda, Humboldt, and Pershing Counties.

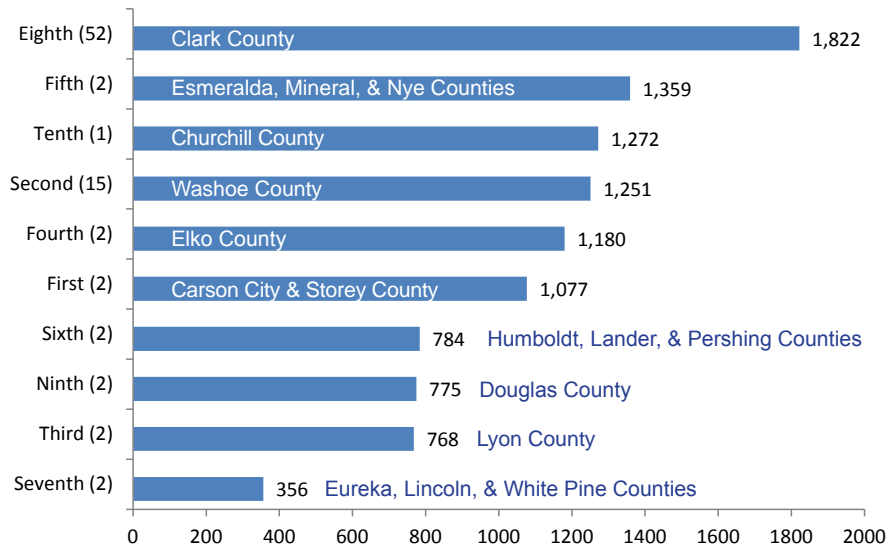
A standard measure of performance in the courts is the clearance rate. This measure can be calculated by dividing the number of dispositions by the number of filings and multiplying by 100. Courts should aspire to dispose of at least as many

cases as have been filed, reopened, or reactivated in a period, according to the National Center for State Courts. The District Court statewide median clearance rate for fiscal year 2012 was 82 percent, with a total clearance rate of 103 percent.

Cases Per Judicial Position

The number of non-traffic cases filed per judicial position for all District Courts in Nevada for fiscal year 2012 is shown in Figure 4. In the Judicial Districts that contain more than one county (First, Fifth, Sixth, and Seventh), the cases are aggregated between the counties and are averaged between the Judges. To make the comparisons more consistent between court types, juvenile traffic cases were removed from the totals before

**Figure 4. Non-Traffic Cases Filed per Judicial Position
By Judicial District, Fiscal Year 2012**
(Number of Judicial Positions in parentheses)



Statewide average of cases filed per judicial positions for District Courts is 1,553.
Source: Uniform System for Judicial Records, Nevada AOC, Research and Statistics Unit.

calculating the amount of cases filed per judicial position. In District Court, juvenile traffic cases are handled predominately by Juvenile Masters and occasionally by District Court Judges.

The statewide average of non-traffic cases filed per judicial position for District Courts is 1,553, a decrease of 156 cases per Judge over last fiscal year (1,709). This decrease, in part, was the result of additional judicial positions mid-fiscal year 2011 in the Second and Eighth Judicial Districts, and in part, the reduction of filings in the courts.

Only one District increased filings per judicial position this year; the Sixth Judicial District was determined to have 784 filings per judicial position this year, an increase of 136 cases from last year. The newly formed Tenth Judicial District (with one judge), had the third most filings per judge with 1,272 cases.

The Eighth Judicial District (Clark County), as has been the case for the last several years, has the largest number of non-traffic cases per

judicial position at 1,822, a decrease from last year (2,042). The Fifth Judicial District (Esmeralda, Mineral, and Nye Counties) follows with 1,359 cases per judicial position, decreasing from last year's 1,711. The Second Judicial District (Washoe County) is calculated to have 1,251 cases per judicial position, a decrease from last fiscal year (1,373). The Fourth Judicial District (Elko County), remained close to last year at 1,180 cases per judicial position, a reduction of only 10 cases from last year (1,190).

It is important to note that District Court Judges with smaller caseloads may assist the busier District Courts through judicial assignments made by the Supreme Court. Also, in multi-county Judicial Districts, Judges are required to travel hundreds of miles each month among the counties within their districts to hear cases. A 2011 study¹ indicates these judges average at least 1 day a week on the road, which reduces their availability to hear cases.

Judicial Assistance

The AOC and the courts quantify the judicial assistance provided to the courts by Special Masters and Senior Justices and Judges who help dispose of cases. These Special Master positions are termed quasi-judicial because they have limited authority and are accountable to an elected Judge. Individuals in these positions are appointed by courts to help with the adjudication process.

The courts were asked to provide an estimate of the full-time equivalent assistance provided by Special Masters during the year. A summary is provided in Table 8.

Statewide, the quasi-judicial assistance provided during fiscal year 2012 was equivalent to 26.89 full-time judicial officers. This is an increase from last year's reported 24.63. In District Courts, most of the quasi-judicial officers are commissioners, referees, and masters for alternative dispute resolution, family, and juvenile cases. Additionally, in a few Judicial Districts, such as the Fifth and Seventh, Justices of the Peace serve as the Juvenile Masters for juvenile traffic cases. These quasi-judicial assistance positions are not included in the filings per judicial positions (Figure 4).

Business Courts

Business Courts are a type of court that allow cases involving disputes among business entities to benefit from enhanced case management and early settlement conferences. Additionally, Business Courts help businesses avoid costly interruption during litigation.

The Business Courts in Nevada were created during fiscal year 2001 in the Second and Eighth Judicial Districts by ADKT 398. They are directed and managed by local court



¹ Jessup, H., and Steele, S., 2011, *Miles Driven by Rural District Court Judges in Nevada, Fiscal Years 2007-2010*: Supreme Court of Nevada, Administrative Office of the Courts, Research and Statistics Unit, 4 p.

Table 8. Estimated Full-Time Equivalent Quasi-Judicial Assistance Provided to Judicial Districts, Fiscal Year 2012.

Court & County	Quasi-Judicial Positions as FTE
First Judicial District Carson City Storey	1.00
Second Judicial District Washoe	7.00
Third Judicial District Lyon	0.25
Fourth Judicial District Elko	3.00
Fifth Judicial District Esmeralda Mineral Nye	0.95
Sixth Judicial District Humboldt Lander Pershing	0.46
Seventh Judicial District Eureka Lincoln White Pine	0.15
Eighth Judicial District Clark	13.00
Ninth Judicial District Douglas	0.50
Tenth Judicial District Churchill	0.58
Total	26.89

rules. In ADKT 398, the Supreme Court requested that Business Courts report on the effectiveness of the program and provide statistical data at the end of each fiscal year. Table 9 contains a summary of the statistics reported by each Business Court.

This fiscal year, new filings continued to drop for the second year in a row for both courts. Washoe County District Court filings

declined by 50 percent. Clark County District Court filings dropped almost 13 percent. The drop in filings is attributed to the effect that the economy is having on businesses, and corresponds with the drop in District Court civil case filings.

The average time to disposition measure in Table 9, shows the average length of time it took for the cases to be disposed in fiscal year 2012. The length of time is reported by months.

Senior Justice and Judge Program

Article 6, Section 19 of the Nevada Constitution grants authority to the Chief Justice as the administrative head of the Nevada Judiciary to “recall to active service any retired justice or judge of the court system who consents to such recall and who has not been removed or retired

to handle the enormous caseload that the judiciary oversees. The public is the ultimate beneficiary of the program.”

Summary information provided by the Senior Justice and Judge Program on Senior Justice and Judge assignments per judicial district for fiscal year 2012, is provided in Table 10. The table includes the types of assignments requested in each district as well as the number of assignments and number of hours for each assignment. Senior Justice or Judge assignments are made through the Administrative Office of the Courts by a Memorandum of Temporary Assignment. These memorandums assign a specific Senior Justice or Judge to a particular court or case, and may also provide for multiple days or cases.

When a judicial vacancy occurs, due to things such as catastrophic illness, mandatory judicial education, retirement, recusal or disqualification, a Senior Justice or Judge may be assigned for a period of time. During fiscal year 2012, the Senior Justice and Judge Program provided a substantial amount of vacancy coverage throughout the state of Nevada. In comparison of the grand total of hours listed in Table 10, the Senior Justices and Judges used nearly 4,000 hours assisting courts due to judicial vacancies caused by retirement or the death of a sitting judge.

The Senior Justices and Judges also hear civil and medical malpractice settlement conferences on a regular basis. On average they

Table 9. Summary of Business Court Caseloads, Fiscal Years 2011-2012.

Court	New Case Filings		Cases Transferred In		Case Dispositions		Pending Cases at Year End		Average Time to Disposition (Mo.)	
	FY 2011	FY 2012	FY 2011	FY 2012	FY 2011	FY 2012	FY 2011	FY 2012	FY 2011	FY 2012
	Second Judicial District									
Washoe County District Court	10	5	2	1	23	27	76	55	16 ^r	17
Eighth Judicial District										
Clark County District Court	313	273	NR	NR	212	462	660	531	21	27

^r Revised from previous publication.
NR Not reported.
Source: Nevada AOC, Research and Statistics Unit

Table 10. Senior Justices and Judges Assignments for Fiscal Year 2012.

Judicial District (JD)	Assignment Type	Number of Assignments	Number of Hours
First JD (Carson City & Storey County)	Case Assignment	11	317.80
	Durational	6	35.00
Total for First JD		17	352.80
Second JD (Washoe County)	Case Assignment	6	23.00
	Durational	15	580.30
	Durational – Family Court	9	216.50
	Specialty Court – Urban	16	1,528.00
Total for Second JD		46	2,347.80
Third JD (Churchill and Lyon Counties)	Case Assignment	8	452.97
	Durational	1	7.00
Total for Third JD		9	459.97
Fourth JD (Elko Co.)	Case Assignment	22	248.10
	Durational	11	1,043.89
Total for Fourth JD		33	1,291.99
Fifth JD (Esmeralda, Nye, and Mineral Counties)	Case Assignment	20	255.13
	Durational	8	136.40
Total for Fifth JD		28	391.53
Sixth JD (Humboldt, Lander, and Pershing Counties)	Case Assignment	8	145.50
	Settlement Conference	1	11.75
		9	157.25
Total for Sixth JD			
Seventh JD (Eureka, Lincoln, and White Pine Counties)	Case Assignment	20	409.07
		20	409.07
Total for Seventh JD			
Eighth JD (Clark County)	Case Assignment	6	71.00
	Durational	94	2,810.50
	Durational – Family	47	699.00
	Med. Mal. Sett. Conf. Marathon	7	230.00
	Settlement Conference	163	903.00
	Short Trial/Settlements – Family	36	1,362.00
	Specialty Court – Urban	2	328.00
Total for Eighth JD		355	6,403.50
Ninth JD (Douglas County)	Case Assignment	12	362.96
	Durational	3	39.00
Total for Ninth JD		15	401.96
Tenth JD (Churchill County)	Durational	5	486.32
		5	486.32
Total for Tenth JD			
Rural Specialty Court (First, Third, Fifth, Ninth, and Tenth JDs)	Specialty Court – Rural	16	520.00
Total for Rural Specialty Court		16	520.00
Supreme Court	Supreme Court Appeals	3	31.50
Total Supreme Court		3	31.50
Grand Total		556	13,253.69

are hearing two to eight settlement conferences per week. Additionally, Senior Justices and Judges hear short trials and settlement conferences every 2 weeks in the Eighth Judicial District Family Court. In the First, Second, Third, Fifth, Ninth, and Tenth Judicial Districts, Senior Justices and Judges conduct the drug and mental health courts. These programs have great success in providing alternatives to jail time for certain offenders and in assisting these offenders to become productive members of society.

During fiscal year 2012, there were 22 Senior Justices or Judges actively serving the District Courts. Their combined efforts provided assistance of nearly 8 full-time equivalent Judges for the State.

Alternative Dispute Resolution Programs

The Alternative Dispute Resolution (ADR) Programs began on July 1, 1992, after passage of Senate Bill 366 (SB 366) by the 1991 Legislature.

ADR programs allow courts to address their high caseloads by allowing less complicated cases to go through arbitration or short trials and be resolved. ADR programs offer litigants quicker resolutions at reduced legal costs.

SB 366 required the Second and Eighth Judicial Districts (Washoe and Clark Counties) to implement ADR Programs. The First and Ninth Judicial Districts (Carson City, Storey County, and Douglas County) subsequently adopted the

program voluntarily. Arbitration Commissioners administer the programs in each Judicial District.

Initially, the ADR Programs focused on certain civil cases with probable award value of less than \$25,000. A later statutory revision increased the amount to \$40,000, then in 2005 the maximum amount was increased to \$50,000 per plaintiff for mandatory ADR programs. The Ninth Judicial District, in the program voluntarily, opted to keep the initial amount.

During fiscal year 2012, the four participating judicial districts had fewer cases enter the arbitration programs than their respective 10-year averages. This is the first time since ADR statistics began being



Table 11. Alternative Dispute Resolution Caseload and Settlement Rates, Fiscal Year 2012.^a

	First Judicial District Court		Second Judicial District Court		Eighth Judicial District Court		Ninth Judicial District Court	
	Fiscal Year 2012	Long-Term Average (10 years)	Fiscal Year 2012	Long-Term Average (10 years)	Fiscal Year 2012	Long-Term Average (10 years)	Fiscal Year 2012	Long-Term Average (10 years)
Civil Caseload	665	726	4,142	4,308	23,730	25,077	398	418
Cases Entered	213	251	420	474	3,698	3,758	149	159
Cases Removed	38	43	525	274	252	340	30	33
Cases Settled Or Dismissed	171	160	372	341	3,460	2,529	23	28
Settlement Rate	97%	95%	89%	83%	84%	79%	92%	90%
Trials De Novo Requested	5	8	48	71	636	670	2	3
Trials De Novo Request Rate	3%	5%	11%	17%	16%	21%	8%	10%

^a First, Second, and Eighth Judicial District Courts have a \$50,000 maximum for cases to be in the program; Ninth Judicial District has a \$25,000 maximum. Cases that qualify are automatically included in the program and parties have to request to be removed.
Source: Nevada AOC, Research and Statistics Unit

published in the annual report, that all Judicial Districts reported fewer cases than their long-term averages. The caseload and settlement rates for the fiscal year and the long-term annual average for the most recent 10 years for each district program are provided in Table 11.

During fiscal year 2012, the ADR program proved itself again by producing settlement rates above the long-term 10-year averages. While the settlement rate can vary greatly from one year to another for each District Court and can be affected by the increase or decrease in the number of arbitrators, training sessions, and support staff, the 10-year average provides a good comparison for how these programs perform over time. Settlement rates are calculated by taking the number of cases settled or dismissed and dividing by the cases settled or dismissed plus the trials *de novo* requested (actual bench or jury trials).

One specific type of alternative dispute resolution is the Short Trial Program as defined in the Nevada Court Rules. A short trial follows modified rules which include having only four jurors and limiting each party (plaintiffs and defendants) to 3

short trial; some of these cases are from prior fiscal years. Throughout the fiscal year, 48 cases were dismissed or settled, and 23 short trials were held.

The Eighth Judicial District Court reported 531 new cases stipulated to the Short Trial Program and 488 cases were dismissed or settled. During this fiscal year, 511 cases were scheduled for short trial and 125 short trials were actually held.

Each of these District Courts collect fees (\$5 per civil case filing, except Clark County, which collects \$15 per case filing) for the administration of their arbitration programs, including staff and technology

expenses. All four District Courts have expenses that exceed the amount collected in filing fees. However, the courts continue to find the programs to be successful alternatives to traditional trials. The programs are well-received by litigants, the public, and members of the bar since these cases are processed expeditiously and at reduced expense.

Table 12. Short Trial Program, Fiscal Year 2012.

	Second Judicial District Court Fiscal Year 2012	Eighth Judicial District Court Fiscal Year 2012
New Cases Stipulated into Short Trial	52	531 ^a
Short Trials Scheduled	67	511
Short Trials Dismissed	31	488 ^b
Short Trials Settled	17	(b)
Short Trials Held	23	125

^a Includes cases stipulated and entered into Short Trial Program.
^b Cases settled, dismissed, or removed were reported as Short Trials Dismissed.
Source: Nevada AOC, Research and Statistics Unit

hours for presentation of their case. The verdict must be agreed upon by three of the four jurors. Currently, only the Second and Eighth Judicial Districts have Short Trial Programs.

As shown in Table 12, this fiscal year the Second Judicial District Court reported that 52 new cases stipulated to the Short Trial Program. Over the year, 67 cases were scheduled for a



Justice Courts

The Justice Courts are limited jurisdiction courts, meaning their caseload is restricted to particular types of cases or actions prescribed by the Nevada Revised Statutes. Justice Courts determine whether felony and gross misdemeanor cases have enough evidence to be bound over to District Court for trial. They hear misdemeanor non-traffic cases as well as civil cases (amounts up to \$10,000), small claims (up to \$7,500), summary eviction cases, and requests for temporary protective orders (domestic violence or stalking and harassment). They also hear traffic matters, which are discussed in detail in a later section.

The Justices of the Peace are judges who are elected and serve within the judicial townships in which they reside. In fiscal year 2012, the 43 Justice Courts were served by 67 Justices of the Peace. They may hear cases in other townships within their county or as visiting Justices of the Peace in neighboring counties under special circumstances. Those judges who retire or resign and have been approved and commissioned as Senior Justices of the Peace by the Supreme Court may serve temporarily in any Justice Court in the State.

This year, to better understand how Justice Court case filings were affected by prosecutorial

filing practices, courts were asked whether prosecutors filed one or two complaints for defendants charged with a felony or gross misdemeanor and a misdemeanor resulting from a single incident. Nearly half of the courts surveyed reported receiving two separate complaints (one for the felony/gross misdemeanor charge and one for the misdemeanor charge) for a single incident. The remaining courts indicated they received one complaint with both felony and misdemeanor charges filed or received separate complaints but combine them into one case as defined in the USJR data dictionary.

Accordingly, those courts that receive two complaints from the prosecutor and create two separate case filings will have higher reported case filings than those where the prosecutor files one complaint or where the court combines two complaints into one case. This shows how prosecutorial filing practices may influence a courts caseload. Accordingly, comparisons among courts by criminal caseloads should be done carefully.

Statistical Summary

The Justice Court case filing information for the last two fiscal years is summarized in Table 13, and summary disposition information is included in Table 14.

Statewide, the total number of Justice Court non-traffic (criminal and civil) cases filed during fiscal year 2012 decreased almost 11 percent (22,794 cases) from fiscal year 2011.

Justice Court criminal case filings decreased statewide more than 17 percent. Las Vegas Justice Court continued to have the highest criminal caseload in the state with more than 62 percent of the Justice Court statewide total. Reno Justice Court was the next highest with nearly 8 percent; both courts reported decreased filings from the prior fiscal year, driving the overall decrease.

Still, Esmeralda Justice Court reported one of the largest percentage increases (133 percent) in criminal filings from fiscal year 2011, while Pahrump Justice Court reported the largest increase in actual filings with 353 more cases filed than last year.

The majority of Justice Courts however, reported decreases in criminal filings for fiscal year 2012. Searchlight Justice Court reported the highest percentage decrease with a nearly 50 percent drop in filings. Searchlight Justice Court attributed the drop in filings to several local factors including changes in the speed limit and law enforcement personnel changes. As indicated previously, Las Vegas Justice Court reported the largest decrease in actual filings with 15,014 fewer criminal filings than fiscal year 2011.

Statewide, Justice Court civil filings for fiscal year 2012 also decreased, although at a lower rate than criminal, with just more than 5 percent fewer filings than last year.

Las Vegas Justice Court had the highest share of civil cases with 59 percent of the statewide total, and Reno Justice Court had the next highest share with 10 percent.

Searchlight and Goodsprings Justice Courts both had more than 60 percent increases in civil filings. Contrastingly, the majority of the state saw a decrease in civil filings with the largest decreases in actual



MOAPA JUSTICE COURT STAFF PREPARING TO HOLD COURT WITH JUDGE KOLHOSS



Table 13. Summary of Justice Court Cases Filed, Fiscal Years 2011-12.
(See Table 17 for traffic data.)

Court	Criminal Cases Filed ^a		Civil Cases Filed ^a		Total Non-traffic Caseload ^a	
	FY11	FY12	FY11	FY12	FY11	FY12
First Judicial District						
Carson City						
Carson City Justice Court ^b	2,211	2,387	4,574	4,190	6,785	6,577
Storey County						
Virginia City Justice Court	123	140	58	63	181	203
Second Judicial District						
Washoe County						
Incline Village Justice Court	397	403	212	197	609	600
Reno Justice Court	7,076	6,080	12,774	11,412	19,850	17,492
Sparks Justice Court	2,611	2,117	5,630	4,865	8,241	6,982
Wadsworth Justice Court	74	87	55	49	129	136
Third Judicial District						
Lyon County						
Canal Justice Court	397	462	1,206	970	1,603	1,432
Dayton Justice Court	455	374	906	806	1,361	1,180
Walker River Justice Court	564	454	721	576	1,285	1,030
Fourth Judicial District						
Elko County						
Carlin Justice Court	84	112	117	120	201	232
East Line Justice Court	102	114	101	87	203	201
Elko Justice Court	1,808	1,599	2,078	1,913	3,886	3,512
Jackpot Justice Court	154	112	17	19	171	131
Wells Justice Court	164	220	47	64	211	284
Fifth Judicial District						
Esmeralda County						
Esmeralda Justice Court	30	70	23	21	53	91
Mineral County						
Hawthorne Justice Court	526	425	211	202	737	627
Nye County						
Beatty Justice Court	144	83	24	30	168	113
Pahrump Justice Court	1,535	1,888	1,159	1,092	2,694	2,980
Tonopah Justice Court	212	158	86	77	298	235
Sixth Judicial District						
Humboldt County						
Union Justice Court	859	798	696	656	1,555	1,454
Lander County						
Argenta Justice Court	342	268	289	261	631	529
Austin Justice Court	39	53	13	12	52	65
Pershing County						
Lake Justice Court	264	330	288	254	552	584
Seventh Judicial District						
Eureka County						
Beowawe Justice Court	36	45	15	21	51	66
Eureka Justice Court	86	52	20	26	106	78
Lincoln County						
Meadow Valley Justice Court	114	99	78	52	192	151
Pahranagat Valley Justice Court	94	139	28	19	122	158
White Pine County						
Ely (No. 1) Justice Court	223	340	359	324	582	664
Lund (No. 2) Justice Court	1	3	2	1	3	4
Eighth Judicial District						
Clark County						
Boulder Justice Court	81	95	325	368	406	463
Bunkerville Justice Court	72	59	33	13	105	72
Goodsprings Justice Court	308	400	256	417	564	817
Henderson Justice Court	2,768	2,640	8,235	7,796	11,003	10,436
Las Vegas Justice Court	64,514	49,500	68,428	66,879	132,942	116,379
Laughlin Justice Court	978	853	210	236	1,188	1,089
Mesquite Justice Court	107	127	264	214	371	341
Moapa Justice Court	111	87	17	12	128	99
Moapa Valley Justice Court	221	126	84	56	305	182
North Las Vegas Justice Court	3,374	2,903	7,092	6,396	10,466	9,299
Searchlight Justice Court	149	75	8	15	157	90
Ninth Judicial District						
Douglas County						
East Fork Justice Court	1,210	1,302	978	857	2,188	2,159
Tahoe Justice Court	728	867	96	139	824	1,006
Tenth Judicial District						
Churchill County						
New River Justice Court	765	895	999	1,011	1,764	1,906
Total	96,111	79,341	118,812	112,788	214,923	192,129

^a Case statistics include reopened cases.

^b Includes Municipal Court information.

Source: Uniform System for Judicial Records, Nevada AOC, Research and Statistics Unit.



Table 14. Summary of Justice Court Cases Disposed, Fiscal Years 2011-12.
(See Table 17 for traffic data.)

Court	Criminal Cases Disposed ^a		Civil Cases Disposed ^a		Total Non-traffic Cases Disposed ^a	
	FY11	FY12	FY11	FY12	FY11	FY12
First Judicial District						
Carson City						
Carson City Justice Court ^b	2,030	1,962	2,597	2,583	4,627	4,545
Storey County						
Virginia City Justice Court	129	90	36	22	165	112
Second Judicial District						
Washoe County						
Incline Village Justice Court	462	361	190	148	652	509
Reno Justice Court	7,885	6,996	6,399	6,265	14,284	13,261
Sparks Justice Court	2,381	1,591	3,813	3,738	6,194	5,329
Wadsworth Justice Court	71	81	15	40	86	121
Third Judicial District						
Lyon County						
Canal Justice Court	459	502	1,114	1,000	1,573	1,502
Dayton Justice Court	428	422	834	814	1,262	1,236
Walker River Justice Court	468	477	716	584	1,184	1,061
Fourth Judicial District						
Elko County						
Carlin Justice Court	74	106	59	108	133	214
East Line Justice Court	100	109	92	70	192	179
Elko Justice Court	1,478	1,438	1,202	1,494	2,680	2,932
Jackpot Justice Court	164	156	10 ^c	18 ^c	174	174
Wells Justice Court	197	162	61	36	258	198
Fifth Judicial District						
Esmeralda County						
Esmeralda Justice Court	3	22	13	18	16	40
Mineral County						
Hawthorne Justice Court	368	276	156 ^{r,d}	145 ^d	524 ^r	421
Nye County						
Beatty Justice Court	145	141	31	34	176	175
Pahrump Justice Court	1,291	1,614	980 ^r	925	2,271 ^r	2,539
Tonopah Justice Court	246	168	79	83	325	251
Sixth Judicial District						
Humboldt County						
Union Justice Court	832	806	607	613	1,439	1,419
Lander County						
Argenta Justice Court	362	235	196	190	558	425
Austin Justice Court	38	49	4	10	42	59
Pershing County						
Lake Justice Court	243	229	180	151	423	380
Seventh Judicial District						
Eureka County						
Beowawe Justice Court	17	21	0	1	17	22
Eureka Justice Court	62	62	17	28	79	90
Lincoln County						
Meadow Valley Justice Court	112	97	92	49	204	146
Pahranagat Valley Justice Court	87	121	7	13 ^d	94	134
White Pine County						
Ely (No. 1) Justice Court	191	267	977 ^e	305	1,168	572
Lund (No. 2) Justice Court	3	3	0	0	3	3
Eighth Judicial District						
Clark County						
Boulder Justice Court	82	88	208	294	290	382
Bunkerville Justice Court	41	49	21	6	62	55
Goodsprings Justice Court	284	362	210	380	494	742
Henderson Justice Court	2,905	2,480	7,607 ^e	6,361	10,512	8,841
Las Vegas Justice Court	60,361	49,895	63,543	60,430	123,904	110,325
Laughlin Justice Court	630	607	122	278 ^e	752	885
Mesquite Justice Court	77	49	163	165	240	214
Moapa Justice Court	98	81	8	20	106	101
Moapa Valley Justice Court	158	113	20	57	178	170
North Las Vegas Justice Court	3,574	2,929	5,626	5,675	9,200	8,604
Searchlight Justice Court	147	76	1	52 ^e	148	128
Ninth Judicial District						
Douglas County						
East Fork Justice Court	1,290	1,316	579	629	1,869	1,945
Tahoe Justice Court	733	765	113	111	846	876
Tenth Judicial District						
Churchill County						
New River Justice Court	797	807	630	985	1,427	1,792
Total	91,503	78,181	99,328 ^r	94,928	190,831 ^r	173,109

^r Revised from previous publications.

^a Case statistics include reopened cases.

^b Includes Municipal Court information.

^c Dispositions are final case closures.

^d Dispositions include both original disposition and final closure information.

^e Includes administrative case closures.

Source: Uniform System for Judicial Records, Nevada AOC, Research and Statistics Unit.



filings occurring in the Reno and Las Vegas Justice Courts (1,362 and 1,549 fewer filings, respectively).

Disposition information for Justice Courts is provided in Table 14. Overall, total non-traffic dispositions decreased more than 9 percent from last year. Both criminal and civil case dispositions decreased more than 14 percent and 4 percent, respectively.

In some rural Justice Courts, disposition percentages can see large swings. This year, Esmeralda Justice Court reported an increase of more than 600 percent in criminal dispositions. Still, this only represented an increase of 18 dispositions from the previous year. In reporting criminal dispositions, seven Justice Courts reported more than a 25 percent increase (Esmeralda 633 percent, Carlin 43 percent, Ely 40 percent, Pahranaagat Valley 39 percent, Austin 29 percent, Goodsprings 27 percent, and Pahrump 25 percent).

In civil dispositions, Ely Justice Court reported more than a 68 percent decrease from last fiscal year. The decrease is attributed in part to the large number of administrative case closures reported last fiscal year 2011. Meanwhile, Searchlight Justice Court reported significantly

more civil dispositions over last fiscal year, but that increase was reportedly caused by administrative case closures occurring in fiscal year 2012.

Occasionally, courts will review and remove cases from their dockets administratively. For example, these cases may have been closed due to prosecutorial discretion, the passing of statutory time frames, or the quashing of old warrants. These case closures are reported under regular dispositions, but can affect a courts' reported clearance rates.

The standard measure of performance in the courts is the clearance rate. This measure can be calculated by dividing the number of dispositions by the number of filings and multiplying by 100. Courts should aspire to dispose of at least as many cases as have been filed, reopened, or reactivated in a period. For fiscal year 2012, the median clearance rate for all civil and criminal cases was 87 percent, with a total clearance rate of 90 percent.

Detailed information for fiscal year 2012 is provided in the appendix located on the Nevada Supreme Court website (www.nevadajudiciary.us) under the Administrative Office of the Courts documents area.

Cases Per Judicial Position

The comparison of the Justice Court non-traffic cases per judicial position information requires some considerations unique to its jurisdiction. For instance, many of the Justices of the Peace have part-time assignments. Cases in Justice Courts tend to be less complex than cases in District Courts, thus a Justice Court can handle a larger number of cases per judicial position. Traffic charges are not included in the determination of cases filed per judicial position because charges may be resolved by payment of fines, precluding judicial involvement.

To simplify the presentation in Figure 5, only those Justice Courts with 1,000 or more non-traffic cases per judicial position are shown in the graphic; the remaining courts are listed in the footnote below Figure 5. The break at 1,000 was arbitrary. In Figure 5, eight courts have more than 2,000 non-traffic cases filed per judicial position. Las Vegas Justice Court continued to have the largest filings per judicial positions with 8,313. This represented a 1,913 decrease from the previous year (10,226) attributed to the decrease in criminal filings. The next four Justice Courts (Elko, Reno, Sparks, and Henderson) are separated by 33 or fewer cases per judicial position. The statewide average of non-traffic cases filed per judicial position for Justice Courts is 2,868, a decrease from last fiscal year (3,256).

Judicial Assistance

As can be seen in Figure 5, urban Justice Courts have significantly higher caseloads per judge than those justice courts in rural Nevada. To address these higher caseloads, urban justice courts may hire quasi-judicial positions known as special masters to provide judicial assistance and address the specific needs of the court. These special master positions assist in the adjudication process, but are



ELY JUSTICE COURT STAFF AND JUDGE STEPHEN BISHOP (STANDING).

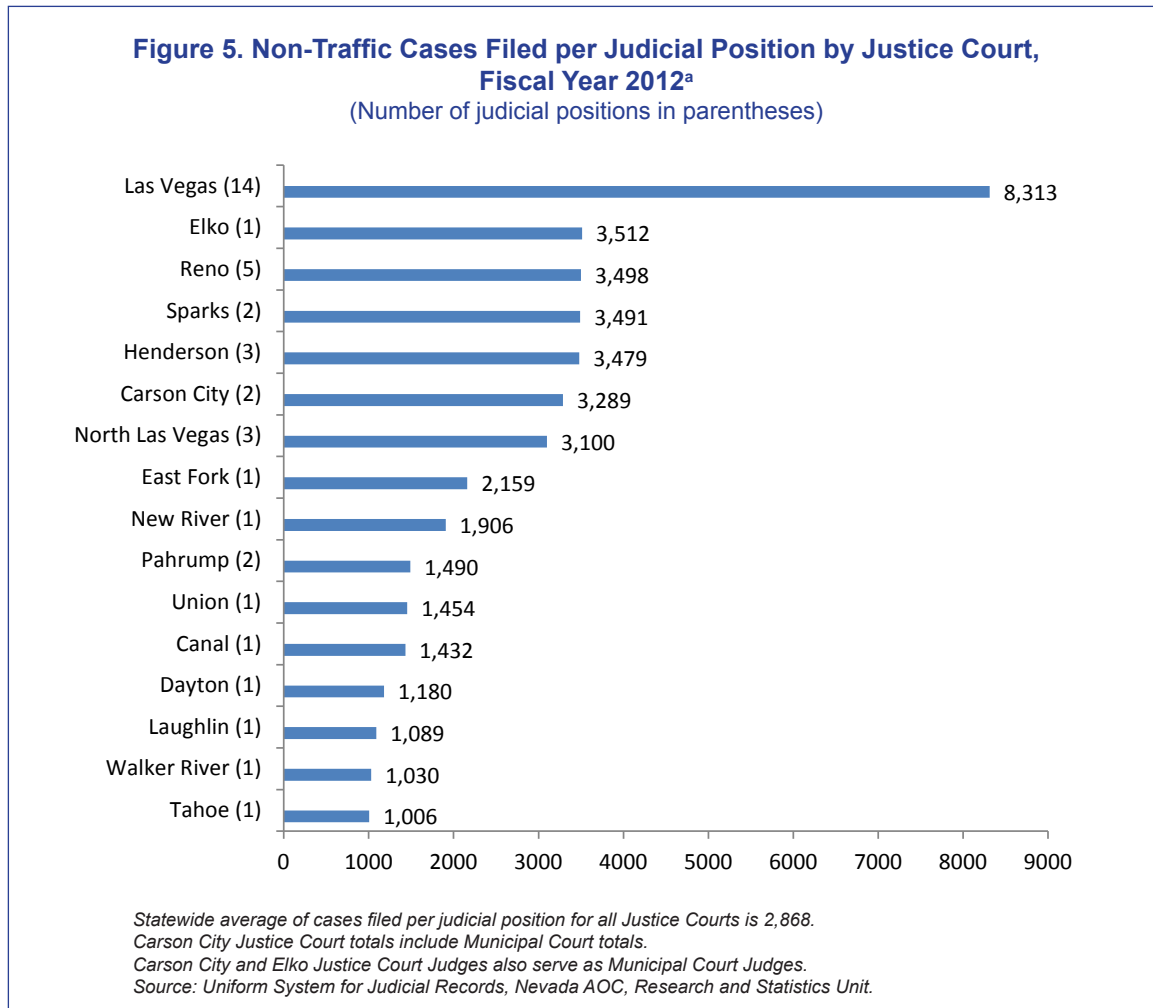


not elected officials. The courts were asked to provide an estimate of the full-time equivalent (FTE) assistance provided during the year.

Accordingly, three Justice Courts reported quasi-judicial positions that helped with their caseloads. Carson City Justice Court reported 0.20 FTE

in an other quasi-judicial position that helped with small claims cases. Sparks Justice Court reported 0.40 FTE to assist with the courts calendar. Las Vegas Justice Court reported 1.44 FTE in quasi-judicial positions for a small claims master (0.34 FTE) and a traffic referee (1.10 FTE). Quasi-

judicial officers, such as small claims referees, make recommendations or judgments that are subject to review and confirmation by sitting Justices of the Peace; juvenile masters in Justice Court are traffic judges whose decisions are final unless appealed.



^a Remaining Justice Courts and their non-traffic cases filed per judicial position (each court has one judicial position). Asterisk (*) indicates judicial position as part-time. Asterisks (**) indicates judicial position also serves as a Municipal Court Judge.

Goodsprings Justice Court	817	Tonopah Justice Court	235	Beatty Justice Court	113
Ely (No. 1) Justice Court	664	Carlin Justice Court**	232	Moapa Justice Court*	99
Hawthorne Justice Court	627	Virginia City Justice Court	203	Esmeralda Justice Court*	91
Incline Village Justice Court*	600	East Line Justice Court**	201	Searchlight Justice Court*	90
Lake Justice Court	584	Moapa Valley Justice Court*	182	Eureka Justice Court	78
Argenta Justice Court	529	Pahrnanagat Valley Justice Court*	158	Bunkerville Justice Court*	72
Boulder Justice Court**	463	Meadow Valley Justice Court	151	Beowawe Justice Court*	66
Mesquite Justice Court**	341	Wadsworth Justice Court	136	Austin Justice Court*	65
Wells Justice Court**	284	Jackpot Justice Court*	131	Lund (No. 2) Justice Court*	4



Municipal Courts

Municipal Courts are courts of limited jurisdiction and only hear matters that involve violation of city ordinances. Their jurisdiction includes non-traffic misdemeanors, traffic violations, and in some cities, parking. NRS 5.050 provides limited jurisdiction for Municipal Courts to hear civil matters. However, few Municipal Courts report civil filings.

Most Municipal Court Judges are elected and serve within the municipality in which they reside; however, some are appointed by their city council or mayor. Those appointed by the city council or mayor are Caliente, Ely, Fallon, Fernley, Mesquite, and Yerington. Nevada has 17 Municipal Courts overseen by 30 Municipal Court judges.

Statistical Summary

The Municipal Court non-traffic caseload information (filings and dispositions) for the last two fiscal years is summarized in Table 15. While the majority of cases heard in Municipal Courts are misdemeanor traffic matters, the analysis of courts traffic matters are analyzed separately to allow for more consistent comparisons. Overall, statewide Municipal Court criminal filings in fiscal year 2012 decreased almost 14 percent from last fiscal year.

Some Municipal Courts experienced increases in criminal filings [Boulder (28 percent), Fallon (23 percent), Yerington (23 percent) and Mesquite (21 percent)]. Meanwhile, eight Municipal Courts experienced decreases in criminal case filings [for example, Carlin (61 percent), Fernley

(44 percent), Elko (36 percent), and West Wendover (24 percent)], which was the cause of an overall decrease for the fiscal year.

Courts were asked about their respective increases or decreases in criminal filings. Boulder Municipal Court attributed their reported increase in criminal filings due in part to the increase in traffic created by the completion of the Hoover Dam Bypass Project. Conversely, Carlin Justice Court attributed their decrease due in part to changes in the number of law enforcement personnel. These explanations to the variations in court statistics helps to explain how local issues impact statewide Municipal Court filings.

Statewide, non-traffic dispositions also decreased more than 15 percent from last fiscal year. Many

Table 15. Summary of Municipal Court Cases Filed and Disposed, Fiscal Years 2011-2012.

(See Table 18 for traffic data.)

Court	Non-traffic Misdemeanors Cases ^a				Civil Cases ^{a,b}			
	Filed		Disposed		Filed		Disposed	
	FY11	FY12	FY11	FY12	FY11	FY12	FY11	FY12
First Judicial District								
Carson City Municipal Court	(c)	(c)	(c)	(c)	(c)	(c)	(c)	(c)
Second Judicial District								
Reno Municipal Court	7,340	7,446	6,365	6,281	(d)	(d)	(d)	(d)
Sparks Municipal Court	2,324	2,010	3,058	2,725	(d)	(d)	(d)	(d)
Third Judicial District								
Fernley Municipal Court	314	175	272	155	NR	NR	NR	NR
Yerington Municipal Court	114	140	137	129	NR	NR	NR	NR
Fourth Judicial District								
Carlin Municipal Court	90	35	87	34	0	NR	0	NR
Elko Municipal Court	603	384	453	407	NR	NR	NR	NR
Wells Municipal Court ^e	54	56	49	50	NR	NR	NR	NR
West Wendover Municipal Court	224	171	219	128	NR	NR	NR	NR
Seventh Judicial District								
Caliente Municipal Court	26	26	32	16	1	0	1	0
Ely Municipal Court	240	240	293	314	NR	NR	NR	NR
Eighth Judicial District								
Boulder Municipal Court	490 ^f	629	599 ^f	541	NR	NR	NR	NR
Henderson Municipal Court	6,132	5,335	6,259	5,495	NR	NR	NR	NR
Las Vegas Municipal Court ^g	34,299	28,155	41,892	34,124	(d)	(d)	(d)	(d)
Mesquite Municipal Court	518	625	469	573	NR	NR	NR	NR
North Las Vegas Municipal Court	9,749	8,451	7,112	5,775	(d)	(d)	(d)	(d)
Tenth Judicial District								
Fallon Municipal Court	218	269	209	218	NR	NR	NR	NR
Total	62,735	54,147	67,505	56,965	1	0	1	0

NR Not reported.

^a Case statistics include reopened cases.

^b Municipal Courts have very limited civil jurisdiction.

^c Municipal Court data combined with Justice Court data (Tables 13 and 14) for the consolidated municipality of Carson City.

^d Cases are handled administratively by the city.

^e Court does not capture reopened cases.

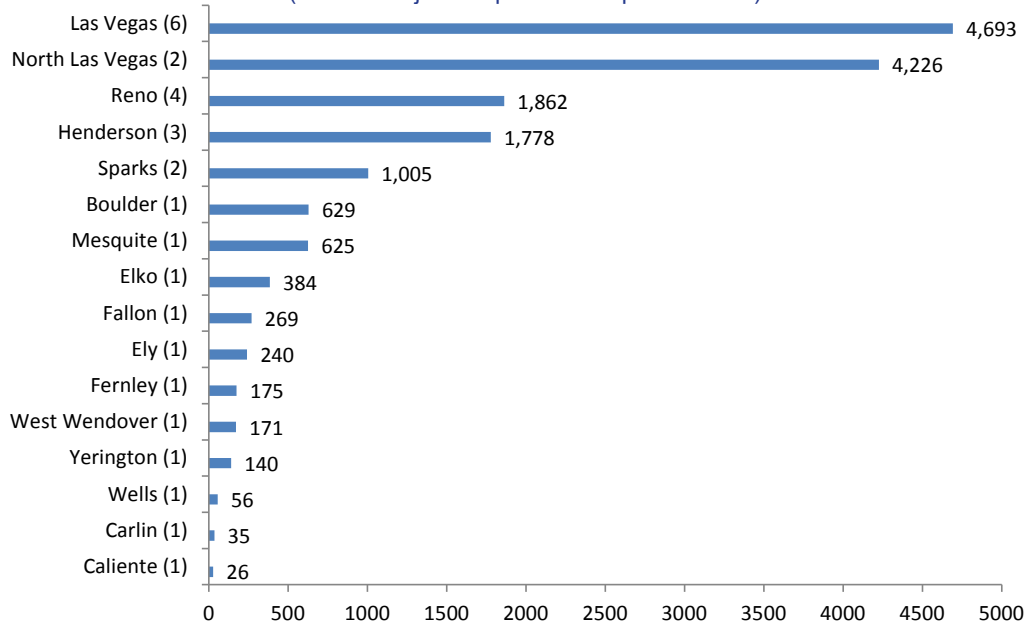
^f For the months preceding February 2011, reopened counts were not reported and dispositions were reported on the charge level. Total charges were divided by the historical statewide court average of 1.5 charges per defendant so more appropriate comparisons can be made for these months.

^g Court does not capture reopened cases. Dispositions include administrative closures.

Source: Uniform System for Judicial Records, Nevada AOC, Research and Statistics Unit.

Figure 6. Non-Traffic Cases Filed per Judicial Position by Municipal Court, Fiscal Year 2012

(Number of judicial positions in parentheses)



Statewide average of cases filed per judicial position for Municipal Courts is 1,934.

Carson City Justice Court judicial positions are noted in the municipal jurisdiction as a consolidated municipality but are not included in per judicial position calculations.

Source: Uniform System for Judicial Records, Nevada AOC, Research and Statistics Unit.

of the Municipal Courts who reported decreases in filings also saw corresponding decreases in dispositions. Las Vegas Municipal Court represented 60 percent of all cases disposed at the Municipal Court level in Nevada, followed by Reno (11 percent), North Las Vegas (10 percent), and Henderson (10 percent).

A standard measure of performance in the courts is the clearance rate. This measure can be calculated by dividing the number of dispositions by the number of filings and multiplying by 100. Courts should aspire to dispose of at least as many cases as have been filed, according to the National Center for State Courts. The statewide median clearance rate for Municipal Courts in fiscal year 2012 was slightly more than 90 percent, with a total clearance rate of 105 percent.

No civil filings were reported by Municipal Courts in fiscal year 2012. On occasion, municipalities may seek collection through the courts of unpaid utility bills. By law, this is the type of civil case a Municipal Court may handle.

Cases Per Judicial Position

The number of cases filed per judicial position for Municipal Courts in fiscal year 2012 is shown in Figure 6. In the Justice and Municipal Courts, traffic charges are not included in the determination of cases filed per judicial position because cases may be resolved by payment of fines, precluding judicial involvement, and thus provides a more equal comparison between courts.

Las Vegas and North Las Vegas Municipal Courts continue to have the most non-traffic cases filed per judicial position. Las Vegas (4,693) and North Las Vegas (4,226) were then followed by Reno (1,862), Henderson (1,778), and Sparks (1,005). The statewide average of non-traffic cases filed per judicial position for Municipal Courts is 1,934, which is a decrease from the previous fiscal year (2,241). The caseload information for Carson City Justice and Municipal Court, a consolidated municipality, is provided in Figure 5 and Tables 13 and 14 with Justice Courts.

Judicial Assistance

Quasi-judicial assistance may be used by Municipal Courts as well as District and Justice Courts. Municipal Courts in the more urban areas of the state may allow for these quasi-judicial positions to address their higher caseloads. Since 2001, the AOC and the courts have been quantifying the quasi-judicial assistance provided to the courts to help dispose cases. These are positions that help with the adjudication process but are not elected judicial officials, instead these positions are overseen by the judges in the respective court. The courts were asked to provide an estimate of the full-time equivalent (FTE) assistance provided during the year.

For fiscal year 2012, Las Vegas Municipal Court was the only Municipal Court that reported a quasi-judicial position with a 1.00 FTE for a traffic hearing commissioner that helped process traffic cases.



Traffic Violations

Traffic violations comprise a substantial portion (60 percent) of the judicial caseload. Much of the funding of the Nevada Judiciary is made possible through the administrative assessments statutorily required to be added to misdemeanor criminal and traffic fines. Since traffic violations represent a large portion of the judicial caseload, drops in filings and dispositions usually represent a corresponding drop in revenue for the Nevada Judiciary as well as other state and local governments.

Traffic violations are handled at all three jurisdictional levels (District, Justice, and Municipal) of the Nevada trial courts. In prior annual reports, traffic cases were reported as charges filed. In fiscal year 2010, traffic cases were reported by defendant rather than by

charge. This change in the level of measurement was done to create a uniform standard of measurement for all case types. Accordingly, in this fiscal year both the number of charges and cases filed are shown in Tables 16-18.

Traffic cases statewide decreased 2 percent. Several courts reported decreases in traffic citations, which may be due to local governments ability to maintain or fill vacant law enforcement positions.

In addition to their non-traffic caseloads, District Courts may also hear juvenile traffic cases. Similarly, Justice and Municipal Courts have jurisdiction over adult traffic and parking cases but some Justice



GOODSPRINGS JUSTICE COURT STAFF

and Municipal Courts also hear juvenile traffic matters. In these Justice and Municipal Courts, juvenile traffic matters are included in the respective total traffic case filings. A few jurisdictions do not hear parking tickets, as they are handled administratively by their local governments (executive branch).

Table 16. Summary of Juvenile Traffic Cases Filed and Disposed in District Court, Fiscal Years 2011-12.

Court	Total Cases		Juvenile Traffic Total Charges		Total Disposed	
	FY 2011	FY 2012	FY 2011	FY 2012	FY 2011	FY 2012
First Judicial District						
Carson City District Court	349	381	446	511	467	507
Storey County District Court	6	5	8	8	8	8
Second Judicial District						
Washoe County District Court	1,637	1,802	2,343	2,639	NR	NR
Third Judicial District						
Lyon County District Court	157	226	224 ^r	370	136 ^r	272
Fourth Judicial District						
Elko County District Court	585	505	729	635	594	479
Fifth Judicial District						
Esmeralda County District Court	0	0	0	0	0	0
Mineral County District Court	1	0	2	0	0	0
Nye County District Court	64	40	90	51	29	10
Sixth Judicial District						
Humboldt County District Court	61	52	83	68	70	54
Lander County District Court	68	53	101	70	101	71
Pershing County District Court	11	17	12	19	8	9
Seventh Judicial District						
Eureka County District Court	(a)	(a)	(a)	(a)	(a)	(a)
Lincoln County District Court	(a)	(a)	(a)	(a)	(a)	(a)
White Pine County District Court	(a)	(a)	(a)	(a)	(a)	(a)
Eighth Judicial District						
Clark County District Court ^b	1,298	933	1,495	1,023	780	822
Ninth Judicial District						
Douglas County District Court	290	132 ⁱ	401	200 ⁱ	253	104 ⁱ
Tenth Judicial District						
Churchill County District Court	134	136	200	190	205	195
Total	4,661	4,282	6,134^r	5,784	2,651^r	2,531

NR Not reported.

^r Revised from previous publications.

ⁱ Incomplete.

^a Juvenile traffic violations handled and reported by Justice Courts.

^b Clark County Justice Courts started handling all juvenile traffic cases after February 2012.

Source: Uniform System for Judicial Records, Nevada AOC, Research and Statistics Unit.



CANAL JUSTICE COURT JUDGE ROBERT BENNETT HOLDING COURT

District Court Summary

District Courts received 4,282 total traffic filings (cases) this fiscal year. Traffic charges filed in District Courts decreased almost 6 percent from last fiscal year and for the fourth year in a row. Traffic cases decreased by more than 8 percent. The District Court juvenile traffic filing and disposition information for the last two fiscal years is in Table 16.

Detailed statistics for juvenile traffic filings are included in the appendix posted on the Nevada Supreme Court website (www.nevadajudiciary.us) in the Administrative Office of the Courts documents area.

District case filings varied throughout the state. Pershing and Lyon Counties saw significant increases in filings of almost 55 and 44 percent, respectively. Washoe County increased 10 percent after reporting a 12 percent decrease in fiscal year 2011.

Washoe County reported the highest number of juvenile traffic cases in the state. Esmeralda and Mineral Counties reported no juvenile traffic. Clark County continued reporting fewer cases than Washoe County this year, due in part to the changing of filing practices mid-year by deferring juvenile traffic matters to the Justice Courts in Clark County.

In addition, Nye County reported a decrease of almost 38 percent.

At the District Court level, Juvenile Masters or District Court Judges handle juvenile traffic cases, which may be counted at the District or Justice Court level. The cases are listed in the respective District or Justice Court tables.

Justice Court Summary

In the Justice Courts, the number of traffic cases are almost double the total non-traffic (criminal and civil) cases. Parking violations are included in the Justice Court traffic numbers. The last two years of traffic filing and disposition information for Justice Courts is summarized in Table 17.

Statewide, Justice Court traffic cases increased 2 percent. Las Vegas Justice Court reported the largest increase in filings with 2,741 more cases filed; however, that only represented slightly more than a 1 percent increase from last fiscal year for that court. Canal Justice Court had the highest percentage increase in filings with more than a 92 percent increase in filings from last fiscal year. When contacted, the Canal Justice Court attributed the increase in part to the filing practices of local law enforcement.

Searchlight Justice Court reported the largest traffic filing decrease with

2,310 fewer filings than last fiscal year, a 47 percent decrease. As mentioned previously, this decrease is due in part to changes in law enforcement personnel as well as an increase in the allowable speed limit through the township.

As can be expected for the court with the most populous township, the Las Vegas Justice Court had the highest traffic caseloads with more than 56 percent of the statewide total. Reno Justice Court was next with less than 8 percent of the traffic caseload. Goodsprings and Carson City Justice Courts followed with each court reporting less than 4 percent of the traffic caseload, respectively.

Statewide, 24 of the 43 Justice Courts reported an increase in traffic dispositions. Overall, traffic dispositions increased more than 7 percent from last fiscal year. Canal Justice Court reported the highest percentage increase in traffic dispositions with more than an 82 percent increase. Meanwhile, Lund and Searchlight Justice Court both reported decreases in dispositions with just less than 52 percent. The disposition information for Justice Court traffic and parking violations is provided in Table 17.



Table 17. Summary of Justice Court Traffic Cases Filed and Disposed, Fiscal Years 2011-12.

Court	Traffic and Parking ^a					
	Total Filed				Total Disposed	
	Cases ^b		Charges		Cases ^b	
	FY 2011	FY 2012	FY 2011	FY 2012	FY 2011	FY 2012
First Judicial District						
Carson City						
Carson City Justice Court ^c	11,871	13,783	15,160	17,793	11,648	13,548
Storey County						
Virginia City Justice Court	576	929	731	1,155	566	813
Second Judicial District						
Washoe County						
Incline Village Justice Court	2,527	3,423	3,323	4,323	2,660	3,472
Reno Justice Court ^d	26,891	28,561	40,337 ^e	42,841 ^e	21,957 ^d	23,376 ^d
Sparks Justice Court ^f	8,190	8,206	11,903	11,798	7,300 ^d	6,962 ^f
Wadsworth Justice Court	3,410	2,875	4,022	3,482	3,478	2,886
Third Judicial District						
Lyon County						
Canal Justice Court	1,514	2,912	1,928	3,771	1,511	2,758
Dayton Justice Court	3,548	3,269	4,299	4,050	3,223	3,522
Walker River Justice Court	1,532	1,334	1,900	1,622	1,381	1,240
Fourth Judicial District						
Elko County						
Carlin Justice Court	394	360	506	482	380	331
East Line Justice Court	769	785	868	869	633	717
Elko Justice Court	6,651	5,585	8,715	7,499	6,046	5,305
Jackpot Justice Court	1,401	2,002	1,440	2,018	1,458	2,028
Wells Justice Court ^g	4,052	3,962	5,585	4,786	4,720	4,883
Fifth Judicial District						
Esmeralda County						
Esmeralda Justice Court	2,800	3,251	3,286	3,799	2,889	3,061
Mineral County						
Hawthorne Justice Court	3,941	4,886	4,567	5,445	3,906	4,462
Nye County						
Beatty Justice Court	2,898	1,566	3,339	1,771	2,859	1,929 ^h
Pahrump Justice Court	2,451	2,794	3,646	4,247	2,242	2,522
Tonopah Justice Court	1,336	1,497	1,540	1,697	1,303	1,594
Sixth Judicial District						
Humboldt County						
Union Justice Court	4,963	4,304	5,993	5,146	4,726	4,313
Lander County						
Argenta Justice Court	2,876	2,478	3,693	3,055	2,795	2,424
Austin Justice Court	639	690	775	874	625	707
Pershing County						
Lake Justice Court	1,273	1,386	1,516	1,693	1,075	1,141
Seventh Judicial District						
Eureka County						
Beowawe Justice Court	572	576	661	669	468	591
Eureka Justice Court	820	713	1,020	865	793	765
Lincoln County						
Meadow Valley Justice Court	1,030	940	1,212	1,098	1,041	994
Pahrangat Valley Justice Court	3,077	2,653	3,484	3,030	2,937	2,747
White Pine County						
Ely (No. 1) Justice Court	2,591	2,798	2,974	3,322	2,551	2,552
Lund (No. 2) Justice Court	373	183	433	209	417	201
Eighth Judicial District						
Clark County						
Boulder Justice Court	651	825	868	1,041	632	746
Bunkerville Justice Court	2,450	1,846	2,810	2,124	2,384	2,177
Goodsprings Justice Court	11,176	13,838	13,113	16,465	10,852	11,830
Henderson Justice Court	6,219	5,378	8,597	7,623	6,448	5,805
Las Vegas Justice Court	206,231	208,972	303,568	302,075	185,927	208,865
Laughlin Justice Court	7,883	7,060	8,947	7,970	7,489	6,678
Mesquite Justice Court	0	0	5	6	0	0
Moapa Justice Court	3,263	1,861	3,646	2,129	3,439	2,188
Moapa Valley Justice Court	547	383	689	508	522	406
North Las Vegas Justice Court	1,474	1,536	2,221	2,331	1,518	1,536
Searchlight Justice Court	4,903	2,593	5,692	2,966	5,519	2,677
Ninth Judicial District						
Douglas County						
East Fork Justice Court	5,888	7,440	7,371	9,160	5,984	7,114
Tahoe Justice Court	2,918	3,299	3,605	4,085	2,750	3,078
Tenth Judicial District						
Churchill County						
New River Justice Court	4,616	6,547	5,969	8,112	4,650	5,905
Total	363,185	370,279	505,957	510,004	335,702	360,849

^a Case and charge information include juvenile traffic statistics (see appendix table A9). Totals on this sheet will not match appendix table A6 due to footnotes (d,e) and the included juvenile statistics.

^b Case statistics include reopened cases.

^c Municipal Court data included in totals.

^d Reopened (cases) not included. Traffic and parking dispositions reported by charges so total disposed was divided by the historical statewide court average of 1.5 charges per defendant so more appropriate comparisons can be made at the case level.

^e Cases were multiplied by 1.5 to determine the charge count so more appropriate comparisons can be made at the case level.

^f Reopened (cases) not included. Traffic and parking dispositions reported by charges during July 2011 through February 2012; dispositions were divided by the historical statewide court average of 1.5 charges per defendant so more appropriate comparisons can be made at the case level for these months.

^g Court does not capture reopened cases.

^h Includes administrative closures.

Source: Uniform System for Judicial Records, Nevada AOC, Research and Statistics Unit.



Municipal Court Summary

In the Municipal Courts, the number of traffic cases has decreased 9 percent from fiscal year 2012. Municipal filing and disposition information is contained in Table 18.

In the analysis of the Municipal Court traffic and parking statistics, local court input was sought to better understand the reason for the lower number of filings. The majority of courts reported that the decrease was attributed to the redistribution of law enforcement personnel away from traffic enforcement patrols. As discussed previously, traffic filings are heavily dependent on the number of local law enforcement positions filled or vacant.

Despite the overall decrease in filings, some Municipal Courts saw increases. Mesquite Municipal Court increased more than 37 percent, while Boulder Municipal Court saw

the greatest increase of traffic filings with 63 percent, or 2,442 more filings than last year. Boulder Municipal Court attributed this increase in part to the completion of the Boulder Dam Bridge Bypass Project. Fernley Municipal Court saw the largest percentage decrease in filings at 58 percent.

As expected, with the fewer number of filings, Municipal Courts also saw a reduced number of traffic dispositions. Las Vegas Municipal saw the largest decrease in dispositions with more than 11,000 fewer dispositions than last year which represents a 10 percent decrease.

Further detailed information on traffic filings for fiscal year 2012 is available in the appendix tables located on the Supreme Court website (www.nevadajudiciary.us) under the Administrative Office of the Courts documents area.

Judicial Assistance

Judicial assistance was provided to the courts by special masters who help dispose cases. These are special master positions who assist the adjudication process, but are not elected officials. The courts were asked to provide an estimate of the full-time equivalent (FTE) assistance provided during the year.

As indicated previously, one Justice Court reported quasi-judicial positions which helped with their traffic caseload as a traffic referee, and the Las Vegas Justice Court reported 1.10 FTE in quasi-judicial positions. One Municipal Court, the Las Vegas Municipal Court, reported 1.00 FTE in a quasi-judicial position for the traffic hearing commissioner in their court.

Table 18. Summary of Municipal Court Traffic Cases Filed and Disposed, Fiscal Years 2011-12.

Court	Traffic and Parking ^a					
	Total Filed				Total Disposed	
	Cases ^b		Charges		Cases ^b	
	FY 2011	FY 2012	FY 2011	FY 2012	FY 2011	FY 2012
First Judicial District						
Carson City Municipal Court	(c)	(c)	(c)	(c)	(c)	(c)
Second Judicial District						
Reno Municipal Court	24,628	15,960	31,976	21,315	23,413	15,568
Sparks Municipal Court	7,610	4,945	10,668	7,146	8,418	5,308
Third Judicial District						
Fernley Municipal Court	2,333	978	3,019	1,272	2,009	1,145
Yerington Municipal Court	90	78	121	116	103	131
Fourth Judicial District						
Carlin Municipal Court	82	78	99	91	80	74
Elko Municipal Court	1,593	766	1,859	944	1,403	761
Wells Municipal Court ^d	216	100	331	144	180	139
West Wendover Municipal Court	1,030	752	1,142	823	964	687
Seventh Judicial District						
Caliente Municipal Court	213	149	254	174	198	155
Ely Municipal Court	511	480	662	680	449	592
Eighth Judicial District						
Boulder Municipal Court	3,881 ^e	6,323	5,505	8,319	4,176 ^e	5,856
Henderson Municipal Court	29,270	25,933	41,473	35,806	29,356	26,372
Las Vegas Municipal Court ^d	95,969	90,498	153,149	132,217	109,711	98,678
Mesquite Municipal Court	1,932	2,652	2,577	3,546	1,834	2,252
North Las Vegas Municipal Court	33,278	34,845	47,371	51,693	33,179	26,467
Tenth Judicial District						
Fallon Municipal Court	674	509	871	713	670	470
Total	203,310	185,046	301,077	264,999	216,143	184,655

^a Case and charge information include juvenile traffic statistics (see appendix table A9). Totals on this sheet will not match appendix table A8 totals due to the included juvenile statistics.

^b Case statistics include reopened cases.

^c Municipal Court data combined with Justice Court data (table 17) for the consolidated municipality of Carson City.

^d Court does not capture reopened cases.

^e For the months preceding February 2011, reopened counts were not reported and dispositions were reported on the charge level. Total charges were divided by the historical statewide court average of 1.5 charges per defendant so more appropriate comparisons can be made for these months.

Source: Uniform System for Judicial Records, Nevada AOC, Research and Statistics Unit.



Specialty Courts

This section covers Specialty Court programs funded during fiscal year 2012 from administrative assessments (AA) per NRS 176.0613 and 176.059. Not all Nevada programs may be represented in this report, as courts may have a Specialty Court program for which they do not receive funding from NRS 176.0613 or 176.059.

Specialty Courts use problem-solving processes designed to address the root causes of some criminal activity. Some of the most prominent types of Specialty Courts are Drug, Mental Health, and DUI. Specialty Courts may also further specialize to address the needs of the adult, family, or juvenile directly affected by these issues.

In addition to the benefits provided to the defendants, Specialty Courts benefit the counties and taxpayers by reducing the prison population and decreasing recidivism rates. Without this intervention, many or all of the babies born to participants would have likely been born with drugs in their systems and suffered associated drug-related developmental problems, requiring taxpayer-funded treatment and services.

Although Nevada operates many types of Specialty Courts, the Drug Court is the most established and widely known. Nevada is a pioneer in the development of Drug Courts as an alternative way of helping criminal defendants to become productive members of society. Drug Courts are highly effective in participant rehabilitation.

Nevada has Drug Courts at all three trial court levels. The Criminal Adult Drug Court is the most common. Participants involved in the criminal justice system may enroll in the program as part of their sentence and rehabilitation, or as a diversion from a serious criminal conviction upon successful completion. Family, Dependency, and Child Support Drug Courts all deal with domestic situations aggravated by the use of

illicit drugs. Juvenile Drug Courts treat youth offenders whose drug use led to juvenile delinquency.

The development of Mental Health Courts emerged as a result of the success of the Drug Court model. Large percentages of people in jail or prison have mental health disorders. Nationally, the crisis in mental health care may be traced to the long-term effects of the de-institutionalization of the mentally ill and the lack of a corresponding increase in community-based mental health care.

Mental Health Court is designed to identify the chronically and severely mentally ill who are being repeatedly incarcerated and to divert them into treatment instead of incarceration. Mental Health Courts benefit from a significant, multi-agency effort that has created coordinated systems of care and the environment necessary for success. As with Drug Courts, treating the mental illness increases an offender's chances of successful rehabilitation.

Felony DUI Courts were established in July 2007. Felony DUI Courts are accountability courts designed to eradicate alcohol-impaired driving and save lives. In 2010, nationally more than 10,000 people died in alcohol impaired driving crashes—one every 51 minutes. During that same time period, drunk driving deaths involved drivers with a blood alcohol concentration (BAC) of 0.15 or higher.

The most frequently recorded BAC among drunk drivers involved in fatal crashes was 0.18 BAC.

Veteran Treatment Courts are fairly new to Nevada. They were established pursuant to NRS 176A.250 through 176A.265 in July 2009. Veterans Treatment Courts are responsible for Veterans who appear before the courts for charges relating to substance abuse or mental illness. After discharge some Veterans return to their communities with health problems that interfere with responsible social functioning. If they are not properly treated, these health problems lead to unemployment, homelessness, and repeated involvement in the justice system. Drug and Mental Health Courts have always served this population, however, research has shown that traditional services do not always meet the needs of Veterans. Most Veterans are entitled to Veterans benefits and the Veterans Treatment Courts help connect them with the available benefits.

Funding

Specialty Courts obtain funding from a wide variety of sources, including administrative assessments under NRS 176.0613, local governments, federal grants, and community support. Many of the programs became operational through state general funds, federal grants, and city



CARSON CITY JUSTICE COURT, SPECIALTY COURT GRADUATE WITH JUDGE TATRO AND STAFF

Table 19. Summary of Specialty Courts Revenue and Allocations for Fiscal Year 2012

Revenue	
Balance forward from previous fiscal year	\$1,517,294
Administrative assessments NRS 176.0613	\$3,803,260
Bail forfeitures NRS 178.518	\$110,481
Court assessment NRS 176.059	\$1,717,568
Total revenue received	\$7,148,603
Allocations	
Total Specialty Court Program	\$4,176,250
Training and education ¹	\$49,510
Total Allocations	\$4,225,760
Balance forward to the next fiscal year ²	\$2,922,843

¹ Training and education funds are retained by the Administrative Office of the Courts. Programs may have eligible employees apply to attend national and/or other trainings that relate to the program. Funds that are not expended each year are carried forward to the following fiscal year.

² Balance forward is projected and is required to fund the first quarterly distribution of the following fiscal year.

or county support. In those jurisdictions where federal grants expired, innovative ways to replace the funds have been created through collaborative efforts with local governments or providers. Not all jurisdictions have been successful in finding other funds to meet program needs.

All specialty court participants are charged a program fee. The fee amount, how it is collected, and how it is distributed differs from program to program. Some courts collect the fee to offset treatment and other operational costs; however, in other courts, especially in the rural areas where resources are scarce, the treatment provider collects and retains the fee.

Funding for Specialty Courts is authorized by NRS 176.0613, 176.059, and 178.518. Funds generated in fiscal year 2012 totaled \$5,631,309. In addition to this amount, \$1,517,294 was carried forward from the previous fiscal year. The balance brought forward from the previous fiscal year is a critical component as this provides the first quarterly distribution for the next fiscal year. Table 19 presents the amount of revenue generated and how funds were allocated for fiscal year 2012.

In fiscal year 2012, funding was authorized for 44 programs by the Judicial Council of the State of Nevada on recommendations of the Specialty Court Funding Committee.

All Specialty Court programs receive quarterly distributions (July, October, January, and April). Table 20 represents program distributions approved by the Specialty Court Funding Committee and authorized by the Judicial Council of the State of Nevada for fiscal year 2012.

Specialty Court Program Statistics

In fiscal year 2012, the Specialty Court programs continued their effective supervision and rehabilitation of program participants. The Specialty Court programs noted in Table 21 served more than 2,600 defendants, graduating more than 1,500 of them during the fiscal year. Of those participants, 60 gave birth to drug-free babies during the year.

The Western Region is comprised of the Western Regional Drug Court, First Judicial District Juvenile Drug Court, and the Carson City Mental Health and Felony DUI programs.

The Western Regional Drug Court program began in fiscal year 2002, and encompasses courts within the First, Third, Fifth, and Ninth Judicial Districts. The adult only program includes cases from Carson City, Churchill, Douglas, Lyon, Mineral, and Storey Counties.

A unique element of each Regional Drug Court is that the presiding judge must travel to hear many of

the cases in the other participating judicial districts. Individual counties within the Western Regional Drug Court program may also have some separate form of a Juvenile Drug Court.

The Carson City Mental Health Court handles misdemeanor cases as well as any felony cases transferred from the First Judicial District Court. The first Mental Health Court hearing was heard in March 2005.

The Carson City Felony DUI Court is specifically designed to handle repeat offenders who drive under the influence of alcohol, controlled substance, or both. Individuals in this program have no less than three DUI offenses.

The Western Region programs noted in Table 21 served 240 defendants, with 112 graduating during the fiscal year. Of those participants, 13 gave birth to drug-free babies during the year.

The Second Judicial District Court operates a Mental Health Court, Adult Drug Court, Diversion Drug Court, Juvenile Drug Court, Prison Re-Entry Drug Court, Felony DUI Court, Veterans Treatment Court, and a Family Drug Court. Washoe County began its Mental Health Court in November 2001, the first Mental Health Court in Nevada.

The Reno Justice Court has a Counseling Compliance program that includes the treatment of



Table 20. Summary of Specialty Court Program Distributions, Fiscal Year 2012

Court	Fiscal Year 2012 Funding
<i>Programs of General Jurisdiction</i>	
Adult Drug Courts (Urban Counties)	
Second Judicial District (Includes Diversion)	\$604,574
Eighth Judicial District	\$1,370,153
Adult Drug Courts (Rural Counties)	
Western Region (5 Programs - Carson City/Storey, Churchill, Douglas, Lyon, & Northern Mineral Counties)	\$372,673
Eastern Region (2 Programs - Elko and White Pine Counties)	\$102,936
Fifth Judicial District	\$93,652
Sixth Judicial District (Humboldt County)	\$11,509
Sixth Judicial District (Pershing County) ^a	\$0
Sixth Judicial District (Lander County) ^a	\$0
Family Drug Court (Urban Counties)	
Second Judicial District	\$63,549
Eighth Judicial District	\$276,116
Felony DUI Courts (Urban Counties)	
Second Judicial District	\$18,580
Eighth Judicial District	\$176,941
Felony DUI Courts (Rural Counties)	
Carson City ^a	\$0
Juvenile Drug Courts (Urban Counties)	
Second Judicial District (Drug/Mental Health)	\$41,468
Eighth Judicial District	\$55,379
Juvenile Drug Courts (Rural Counties)	
First Judicial District	\$3,855
Eastern Region (2 Programs - Elko and White Pine Counties)	\$20,085
Fifth Judicial District	\$4,975
Mental Health Courts (Urban Counties)	
Second Judicial District	\$15,268
Eighth Judicial District	\$107,744
Veteran Treatment Court (Urban Counties)	
Second Judicial District	\$72,255
Other Drug Courts (Urban Counties)	
Eighth Judicial District Child Support	\$40,542
Eighth Judicial District Dependency Mothers	\$90,455
<i>Programs of Limited Jurisdiction</i>	
Adult Drug Courts (Urban Counties)	
Las Vegas Justice Court	\$205,685
Las Vegas Municipal Drug Court	\$24,789
Mental Health Courts (Rural Counties)	
Carson City Justice/Municipal Court	\$54,218
Other Programs (Urban Counties)	
Henderson Municipal Court ABC Program	\$25,500
Las Vegas Justice DUI Court (2 Programs)	\$32,881
Las Vegas Municipal DUI Court	\$34,660
Las Vegas Municipal Women in Need	\$34,417
Las Vegas Municipal HOPE Court	\$63,300
North Las Vegas Municipal Alcohol & Other Drug Court	\$12,386
Reno Justice Adult Drug, Alcohol, & DV Court	\$51,502
Reno Municipal Alcohol & Other Drug Court (2 Programs)	\$73,950
Sparks Municipal Alcohol & Other Drug Court	\$20,253
TOTAL SPECIALTY COURT DISTRIBUTIONS	\$4,176,250

^a Program did not apply to receive NRS 176.0613 fund for FY 2012. Program had sufficient carry-forward funds from FY 2011.

offenders for drug, alcohol, and domestic violence issues.

The Reno Municipal Court operates two programs. Fresh Start Therapeutic Court, Department 4, and Specialty Court, Department 3. Both programs include the treatment of offenders for drugs and alcohol.

The Sparks Municipal Alcohol and Other Drug Court began in 1999 and was Nevada's first limited jurisdiction Drug Court.

The Washoe Region programs noted in Table 21 served more than 1,019 defendants, with 533 graduating during the fiscal year. Of those participants, 30 gave birth to drug-free babies during the year.

The Eastern Region is comprised of the Elko County Adult Drug Court, Elko County Juvenile Drug Court, and the Seventh Judicial District Adult Drug and Juvenile Drug Courts.

The Elko Adult Drug Court program began April 2005. Elko County also has a Juvenile Drug Court program. The Seventh Judicial District Adult Drug Court program began in November 2005 and a Juvenile Drug Court began in July 2010.

The Eastern Region programs noted in Table 21 served 72 defendants, with 26 graduating during the fiscal year. Of those participants, 5 gave birth to drug-free babies during the year.

The Fifth Judicial District Adult Drug Court program in Nye County has been operating since April 2002. A Juvenile Drug Court began operating in conjunction with the adult program in February 2004.

The Fifth Judicial District programs noted in Table 21 served more than 100 defendants, with 24 graduating during the fiscal year.

The Central Region drug court programs in Humboldt, Lander, and Pershing Counties of the Sixth Judicial District have been operating since the start of fiscal year 2005.

The Central Region programs noted in Table 21 served 48 defendants, with 17 graduating during the fiscal



Table 21. Summary of Specialty Court Information, Fiscal Year 2012.

Jurisdiction	Court Type	New Participants Admissions ¹	Terminations ²	Graduates	Active Cases At Year End	Drug Free Babies Born
Western Region						
Western Regional Drug Court	Adult Drug (5 programs)	185	115	85	187	9
Carson City & Storey County	Juvenile Drug	5	4	1	11	NR
Carson City	Felony DUI Court	20	15	13	55	4
Carson City Justice Court	Mental Health	30	15	13	35	0
	TOTAL	240	149	112	288	13
Washoe Region						
Second Judicial District	Adult Drug (Includes Diversion)	372	262	156	516	20
	Family Drug	29	19	18	25	0
	Felony DUI	54	13	47	184	2
	Juvenile Drug	30	15	9	23	1
	Mental Health	199	51	107	218	7
	Prison Re-entry	4	5	5	4	0
	Veterans Court	43	10	27	42	0
Reno Justice	Alcohol & Drug Court	110	62	69	230	0
Sparks Municipal	Alcohol & Drug Court	26	12	34	103	0
Reno Municipal	Alcohol & Drug Court (2 Programs)	152	39	61	150	0
	TOTAL	1,019	488	533	1,495	30
Eastern Region						
Elko County	Adult Drug	33	16	9	52	3
	Juvenile Drug	18	8	11	15	0
White Pine County	Adult Drug	16	10	5	18	1
	Juvenile Drug	5	4	1	5	1
	TOTAL	72	38	26	90	5
Fifth Judicial District						
Nye County	Adult Drug	99	59	22	68	0
	Juvenile Drug	3	2	2	5	0
	TOTAL	102	61	24	73	0
Central Region						
Humboldt County	Adult Drug	37	13	12	56	4
Lander County	Adult Drug	3	0	4	3	0
Pershing County	Adult Drug	8	2	1	13	0
	TOTAL	48	15	17	72	4
Clark Region						
Eighth Judicial District	Adult Drug	343	237	284	326	4
	Child Support Drug	12	8	9	8	0
	Dependency/Family Drug	99	71	45	44	2
	Dependency Mothers	14	8	12	10	0
	Felony DUI Court	110	44	115	337	0
	Juvenile Drug	95	13	23	137	0
	Mental Health	31	18	22	90	0
	Prison Re-entry	4	1	5	7	0
Las Vegas Justice	Adult Drug	149	61	80	200	0
	DUI Court (2 programs)	164	42	128	175	0
Las Vegas Municipal	Adult Drug	32	27	15	22	2
	DUI Court	30	28	61	66	0
	Women in Need	12	12	5	20	0
	HOPE Court (Habitual Offender)	21	13	10	14	0
Henderson Municipal	ABC Court (Habitual Offender)	20	12	10	20	0
North Las Vegas Municipal	Drug and Alcohol	26	16	5	14	0
	TOTAL	1,162	611	829	1,490	8
ALL SPECIALTY COURTS	GRAND TOTAL	2,643	1,362	1,541	3,508	60

¹ Includes new admissions and voluntary admissions.

² Includes terminations, transfers to other specialty courts, and deceased participants.

Source: Nevada Administrative Office of the Courts, Specialty Courts Program.



year. Of those participants, 4 gave birth to drug-free babies during the year.

The Clark Region is comprised of Mental Health Court, Adult Drug Court, Felony DUI Court, Dependency Court, Child Support Drug Court, Dependency Mothers Drug Court, Prison Re-Entry, Juvenile Drug Court, Las Vegas Justice DUI Courts, Las Vegas Justice Adult Drug Court, North Las Vegas Municipal Alcohol and Drug Court, Henderson Municipal Assistance in Breaking the Cycle (ABC) Court, and the Las Vegas Municipal HOPE Court, Women in Need Court, Adult Drug Court, and DUI Court.

The Eighth Judicial District Court began the first Nevada Drug Court in 1992. Their Mental Health Court began in December 2003.

The Las Vegas Justice Court has an Adult Drug Court program

and two DUI programs. The purpose of these programs is to identify high-risk DUI offenders who would benefit from long-term treatment and intensive supervision.

The Las Vegas Municipal Court has a Habitual Offender Prevention and Education (HOPE) program, Adult Drug Court, Women in Need, and DUI Court. The HOPE program began in 2005 and focuses on habitual offenders with issues related to homelessness, criminal activity, and chemical dependency.

In the Clark Region, many program changes occurred in fiscal year 2012. Adult Drug Court added mandatory individual counseling, which promotes participants staying in treatment longer and improving their chances for success. A second treatment center was opened in the Henderson area, improving accessibility for participants. Licensed clinical coordinators have been added

in Adult and Dependency Mothers Drug Courts, and the capacity for Mental Health Court was expanded from 75 to 100 through an additional contracted service provider.

The Specialty Court Team again focused on holding participants accountable and getting them to fulfill their obligations, including their obligations to pay fines. Efforts by the Eighth Judicial District Court Drug and DUI Court programs again increased collections of fees from participants, going from \$325,000 in fiscal year 2011 to \$388,000 in fiscal year 2012.

The Clark Region programs noted in Table 21 served more than 1,160 defendants, with 829 graduating during the fiscal year. The several Specialty Court programs had 8 drug free babies born during the year.



Courts with Incomplete Data

Courts that did not provide all of their monthly data for fiscal year 2012 are listed in Table 22, as are the specific elements of the data missing during the year.

Once again, all courts provided caseload information. In a few instances, courts submitted all they could count, but acknowledge that there are issues with the statistics and the courts are working to correct them. In those instances, the data will be in italics or flagged with a footnote,

but the court may not appear in Table 22 if all monthly reports were filed.

The Nevada State Courts continue to improve the reporting of the statistics year to year. Some courts throughout Nevada do not have automated case management systems. In these courts, staff manually collect the information from each case or citation. As case management systems improve, and courts without automated systems move to more sophisticated methods of collecting case information, the statistics will undoubtedly improve as well.

The Administrative Office of the Courts continues to work with the courts on technology projects that put case management systems in many of the rural courts and some urban courts. Case management systems provide the courts with an automated mechanism to prepare their monthly statistical reports while also improving court processes and procedures.

No courts were added to the state-sponsored case management system this year, but currently there are 46 total courts using all or part of the state-sponsored system.

Table 22. Data Non-Reporting by Judicial District, Fiscal Year 2012.^a


Court	Case Type	Filings/ Cases	Charges	Dispo- sitions	Table
Second Judicial District					
Washoe County District Court	Reopened Criminal Cases	NR			A2
	Criminal Appeals			NR	A2
	Specific Criminal Case Types	NR	NR	NR	A2
	Juvenile Informal hearings	NR			A5
	Juvenile Detention Hearings	NR			A5
	Status Petitions	NR		NR	A5
Reno Justice Court	Juvenile Traffic			NR	A9
	Specific Criminal Case Types	NR	NR	NR	A6
Sparks Justice Court	Reopened Criminal Cases	NR			A6
	Specific Criminal Case Types	NR	NR	NR	A6
	Reopened Criminal Cases	NR			A6
Fourth Judicial District					
Wells Justice Court	Reopened Criminal Cases	NR			A6
Wells Municipal Court	Reopened Criminal Cases	NR			A8
Eighth Judicial District					
Clark County District Court	Status Petitions	NR		NR	A5
	Cases Transferred	NR			9
Las Vegas Municipal Court	Reopened Criminal Cases	NR			A8

NR Not Reported

^a Municipal civil cases are not included as civil filings and dispositions are infrequent in Municipal Courts.

Source: Uniform System for Judicial Records, Nevada AOC, Research and Statistics Unit.





**ALL APPENDIX TABLES ARE AVAILABLE ONLINE AT THE
SUPREME COURT OF NEVADA WEBSITE
WWW.NEVADAJUDICIARY.US.**

**CLICK ON ADMINISTRATIVE OFFICE, THEN RESEARCH & STATISTICS,
AND THEN DOCUMENTS AND FORMS.**

THE SUPREME COURT WOULD LIKE TO THANK THE FOLLOWING FOR
THEIR CONTRIBUTIONS TO THIS ANNUAL REPORT

THE NEVADA JUDICIARY

THE ANNUAL REPORT WORKGROUP:
CHIEF JUSTICE MICHAEL CHERRY
CHIEF JUSTICE NANCY SAITTA
ROBIN SWEET, STATE COURT ADMINISTRATOR
BILL GANG, PUBLIC INFORMATION OFFICER
HANS JESSUP, LEAD COURT RESEARCH ANALYST
SHELDON STEELE, COURT RESEARCH ANALYST
AMBER JONES, COURT RESEARCH ANALYST

NON-JUDICIAL CONTRIBUTORS

JEFF HARDCASTLE
(STATE DEMOGRAPHER)

ANDY HORSTMANSHOFF
WWW.MINDFULIMAGES.COM

JIM LEVANWAY
WWW.PORTRAITSTOYOU.NET



SUPREME COURT OF NEVADA

ADMINISTRATIVE OFFICE OF THE COURTS
201 SOUTH CARSON STREET
CARSON CITY, NEVADA 89701
775-684-1700
WWW.NEVADAJUDICIARY.US