

NRS 387.303 REPORT, FOR THE FISCAL YEAR ENDED JUNE 30, 2017

Enter Number for School District or Charter School-->

53

Rainbow Dreams Academy

- 1 Carson City
- 2 Churchill
- 3 Clark
- 4 Douglas
- 5 Elko
- 6 Esmeralda
- 7 Eureka
- 8 Humboldt
- 9 Lander
- 10 Lincoln
- 11 Lyon
- 12 Mineral
- 13 Nye
- 14 Pershing
- 15 Storey
- 16 Washoe
- 17 White Pine
- 18 100 Academy of Excellence
- 19 Academy for Career Education
- 20 Alpine Academy
- 21 American Prep Academy
- 22 Andre Agassi College Preparatory Academy
- 23 Bailey Charter Elementary School
- 24 Beacon Academy of Nevada
- 25 Carson Montessori School
- 26 Coral Academy of Science-Las Vegas
- 27 Coral Academy of Science-Reno
- 28 Davidson Academy of Nevada (University)
- 29 Delta Academy
- 30 Discovery Charter School
- 31 Doral Academy of Nevada (LV)
- 32 Elko Institute for Academic Achievement
- 33 enCompass Academy
- 34 Equipo Academy
- 35 Explore Knowledge Academy
- 36 Founders Academy
- 37 High Desert Montessori School
- 38 Honors Academy of Literature
- 39 I Can Do Anything Charter High School
- 40 Imagine School at Mt. View
- 41 Innovations International
- 42 Leadership Academy of Nevada
- 43 Learning Bridge Charter School
- 44 Mariposa Academy of Language and Learning
- 45 Mater Academy of NV
- 46 Nevada Connections Academy
- 47 Nevada State High School
- 48 Nevada Virtual Academy
- 49 Oasis Academy
- 50 Odyssey Charter Schools
- 51 Pinecrest Academy
- 52 Quest Academy Preparatory
- 53 Rainbow Dreams Academy
- 54 Sierra Nevada Academy Charter
- 55 Silver Sands Montessori Charter School
- 56 Silver State High School
- 57 Somerset Academy of Las Vegas
- 58 Sports Leadership and Management
- 59 Statewide

Rev 1 --

- * Corrected pre-populated FY17 enrollment numbers for Charter Schools failing alphabetically after enCompass
- * Corrected Total Uses Line Formulas to include new "pass through" object codes.

SCHEDULE I: STUDENT ENROLLMENTS

SCHOOL DISTRICT/CHARTER SCHOOL: Rainbow Dreams Academy

	FY2017 Average ADE - Full	FY2017 Average ADE - Weighted	FY2018 Average ADE - Full	FY2018 Average ADE Weighted	% Change From Prior Year	FY2019 Estimated Full	FY2019 Estimated Weighted	% Change From Prior Year	FY2020 Projected Full	FY2020 Projected Weighted	% Change From Prior Year
A. Pre-Kindergartners	0.0 X .6	0.0	0 X .6	0.0	0.00%	0 X .6	0.0	0.00%	0 X .6	0.0	0.00%
B-1 Kindergartners	61.9 X .6	37.1	0 X .6	0.0	-100.00%	0 X .6	0.0	0.00%	0 X .6	0.0	0.00%
B-2 Kindergartners -Full Day	X 1	0.0	41 X 1	41.0	100.00%	40 X 1	40.0	-2.44%	40 X 1	40.0	0.00%
C-1. First Graders	54.3 X 1	54.3	67 X 1	67.0	23.39%	50 X 1	50.0	-25.37%	50 X 1	50.0	0.00%
C-2. Second Graders	51.2 X 1	51.2	43 X 1	43.0	-16.02%	45 X 1	45.0	4.65%	50 X 1	50.0	11.11%
C-3. Third Graders	46.0 X 1	46.0	43 X 1	43.0	-6.52%	45 X 1	45.0	4.65%	50 X 1	50.0	11.11%
C-4. Fourth Graders	55.1 X 1	55.1	35 X 1	35.0	-36.48%	40 X 1	40.0	14.29%	50 X 1	50.0	25.00%
C-5. Fifth Graders	43.8 X 1	43.8	48 X 1	48.0	9.59%	50 X 1	50.0	4.17%	50 X 1	50.0	0.00%
C-6. Sixth Graders	43.3 X 1	43.3	31 X 1	31.0	-28.41%	40 X 1	40.0	29.03%	50 X 1	50.0	25.00%
D-7. Seventh Graders	31.4 X 1	31.4	37 X 1	37.0	17.83%	45 X 1	45.0	21.62%	50 X 1	50.0	11.11%
D-8. Eighth Graders	0.0 X 1	0.0	12 X 1	12.0	100.00%	25 X 1	25.0	108.33%	50 X 1	50.0	100.00%
D-9. Ninth Graders	0.0 X 1	0.0	0 X 1	0.0	0.00%	0 X 1	0.0	0.00%	0 X 1	0.0	0.00%
D-10. Tenth Graders	0.0 X 1	0.0	0 X 1	0.0	0.00%	0 X 1	0.0	0.00%	0 X 1	0.0	0.00%
D-11 Eleventh Graders	0.0 X 1	0.0	0 X 1	0.0	0.00%	0 X 1	0.0	0.00%	0 X 1	0.0	0.00%
D-12 Twelfth Graders	0.0 X 1	0.0	0 X 1	0.0	0.00%	0 X 1	0.0	0.00%	0 X 1	0.0	0.00%
E. Ungraded Students	0.0 X 1	0.0	0 X 1	0.0	0.00%	0 X 1	0.0	0.00%	0 X 1	0.0	0.00%
F. Total	387.0	362.2	357	357.0	-1.45%	380	380.0	6.44%	440	440.0	15.79%
(Weighted Enrollment)											
G. Students Transported From Other States ("In")		0.0		0.0			0.0			0.0	
H. Students Transported To Other States ("Out")		0.0		0.0			0.0			0.0	
I. Total Transported Out Less Transported In:		0.0		0.0			0.0			0.0	
K. TOTAL Weighted Enrollment ("F"+ "I")		362.2		357.0	-1.45%		380.0	6.44%		440.0	15.79%
Note: Total does <u>not</u> include "Hold Harmless" or "Growth Increment"											

FY2016 and beyond this tab will include Average Daily Enrollment (ADE) for the year.

SCHEDULE II: STAFF POSITIONS IN FULL TIME EQUIVALENTS

SCHOOL DISTRICT/CHARTER SCHOOL:

Rainbow Dreams Academy

Note: All staff must be entered in FTEs (full time equivalents) and not actual people employed by the district or charter school.

			GENERAL FUND - Fund 100				STATE SPECIAL EDUCATION FUND - Fund 250			
			FY2017 Actual FTE	FY2018 Budgeted FTE	FY2019 Projected FTE	FY2020 Projected FTE	FY2017 Actual FTE	FY2018 Budgeted FTE	FY2019 Projected FTE	FY2020 Projected FTE
Function	Description	Program Description								
INSTRUCTIONAL STAFF										
1000 Instruction	100 Regular Education									
		Licensed	15.00	15.00	15.00	15.00	0.00	0.00	0.00	0.00
		Non-Licensed	0.00	0.00	0.00	0.00	0.00	0.00	0.00	0.00
		Total	15.00	15.00	15.00	15.00	0.00	0.00	0.00	0.00
1000 Instruction	200 Special Education									
	(exclude 270)	Licensed	0.00	0.00	0.00	0.00	1.00	1.00	1.00	1.00
		Non-Licensed	0.00	0.00	0.00	0.00	0.00	0.00	0.00	0.00
		Total	0.00	0.00	0.00	0.00	1.00	1.00	1.00	1.00
1000 Instruction	270 Gifted and Talented									
		Licensed	0.00	0.00	0.00	0.00	0.00	0.00	0.00	0.00
		Non-Licensed	0.00	0.00	0.00	0.00	0.00	0.00	0.00	0.00
		Total	0.00	0.00	0.00	0.00	0.00	0.00	0.00	0.00
1000 Instruction	300 Vocational & Technical									
		Licensed	0.00	0.00	0.00	0.00	0.00	0.00	0.00	0.00
		Non-Licensed	0.00	0.00	0.00	0.00	0.00	0.00	0.00	0.00
		Total	0.00	0.00	0.00	0.00	0.00	0.00	0.00	0.00
1000 Instruction	400 Other Instructional									
		Licensed	0.00	0.00	0.00	0.00	0.00	0.00	0.00	0.00
		Non-Licensed	0.00	0.00	0.00	0.00	0.00	0.00	0.00	0.00
		Total	0.00	0.00	0.00	0.00	0.00	0.00	0.00	0.00
1000 Instruction	600 Adult Education									
		Licensed	0.00	0.00	0.00	0.00	0.00	0.00	0.00	0.00
		Non-Licensed	0.00	0.00	0.00	0.00	0.00	0.00	0.00	0.00
		Total	0.00	0.00	0.00	0.00	0.00	0.00	0.00	0.00
1000 Instruction	800 Community Services									
		Licensed	0.00	0.00	0.00	0.00	0.00	0.00	0.00	0.00
		Non-Licensed	0.00	0.00	0.00	0.00	0.00	0.00	0.00	0.00
		Total	0.00	0.00	0.00	0.00	0.00	0.00	0.00	0.00
1000 Instruction	910 Extra / Co-Curricular									
		Licensed	0.00	0.00	0.00	0.00	0.00	0.00	0.00	0.00
		Non-Licensed	0.00	0.00	0.00	0.00	0.00	0.00	0.00	0.00
		Total	0.00	0.00	0.00	0.00	0.00	0.00	0.00	0.00
1000 Instruction	920 Athletics									
		Licensed	0.00	0.00	0.00	0.00	0.00	0.00	0.00	0.00
		Non-Licensed	0.00	0.00	0.00	0.00	0.00	0.00	0.00	0.00
		Total	0.00	0.00	0.00	0.00	0.00	0.00	0.00	0.00
1000 Instruction	X40 Summer School									
		Licensed	0.00	0.00	0.00	0.00	0.00	0.00	0.00	0.00
		Non-Licensed	0.00	0.00	0.00	0.00	0.00	0.00	0.00	0.00
		Total	0.00	0.00	0.00	0.00	0.00	0.00	0.00	0.00
1000 Instruction	000 Other/Unassigned									
		Licensed	0.00	0.00	0.00	0.00	0.00	0.00	0.00	0.00
		Non-Licensed	0.00	0.00	0.00	0.00	0.00	0.00	0.00	0.00
		Total	0.00	0.00	0.00	0.00	0.00	0.00	0.00	0.00
TOTAL INSTRUCTIONAL STAFF										
		Licensed	15.00	15.00	15.00	15.00	1.00	1.00	1.00	1.00
		Non-Licensed	0.00	0.00	0.00	0.00	0.00	0.00	0.00	0.00
		Total	15.00	15.00	15.00	15.00	1.00	1.00	1.00	1.00

SCHEDULE II: STAFF POSITIONS IN FULL TIME EQUIVALENTS

SCHOOL DISTRICT/CHARTER SCHOOL:

Rainbow Dreams Academy

Note: All staff must be entered in FTEs (full time equivalents) and not actual people employed by the district or charter school.

			GENERAL FUND - Fund 100				STATE SPECIAL EDUCATION FUND - Fund 250			
			FY2017 Actual FTE	FY2018 Budgeted FTE	FY2019 Projected FTE	FY2020 Projected FTE	FY2017 Actual FTE	FY2018 Budgeted FTE	FY2019 Projected FTE	FY2020 Projected FTE
Function	Description	Program Description								
INSTRUCTIONAL SUPPORT STAFF										
	2100 Student Support									
		Licensed	0.00	0.00	0.00	0.00	0.00	0.00	0.00	0.00
		Non-Licensed	8.50	7.00	7.00	7.00	0.00	0.00	0.00	0.00
		Total	8.50	7.00	7.00	7.00	0.00	0.00	0.00	0.00
	2200 Instructional Staff Support									
		Licensed	0.00	0.00	0.00	0.00	0.00	0.00	0.00	0.00
		Non-Licensed	0.00	0.00	0.00	0.00	0.00	0.00	0.00	0.00
		Total	0.00	0.00	0.00	0.00	0.00	0.00	0.00	0.00
TOTAL INSTRUCTIONAL STAFF SUPPORT										
		Licensed	0.00	0.00	0.00	0.00	0.00	0.00	0.00	0.00
		Non-Licensed	8.50	7.00	7.00	7.00	0.00	0.00	0.00	0.00
		Total	8.50	7.00	7.00	7.00	0.00	0.00	0.00	0.00
ADMINISTRATIVE STAFF										
	2300 General Administration									
		Licensed	0.00	0.00	0.00	0.00	0.00	0.00	0.00	0.00
		Non-Licensed	0.00	0.00	0.00	0.00	0.00	0.00	0.00	0.00
		Total	0.00	0.00	0.00	0.00	0.00	0.00	0.00	0.00
	2400 School Administration									
		Licensed	3.00	1.00	1.00	1.00	0.00	0.00	0.00	0.00
		Non-Licensed	0.00	0.00	0.00	0.00	0.00	0.00	0.00	0.00
		Total	3.00	1.00	1.00	1.00	0.00	0.00	0.00	0.00
	2500 Central Services									
		Licensed	0.00	1.00	0.00	0.00	0.00	0.00	0.00	0.00
		Non-Licensed	0.00	0.00	0.00	0.00	0.00	0.00	0.00	0.00
		Total	0.00	1.00	0.00	0.00	0.00	0.00	0.00	0.00
TOTAL ADMINISTRATIVE STAFF										
		Licensed	3.00	2.00	1.00	1.00	0.00	0.00	0.00	0.00
		Non-Licensed	0.00	0.00	0.00	0.00	0.00	0.00	0.00	0.00
		Total	3.00	2.00	1.00	1.00	0.00	0.00	0.00	0.00
OTHER STAFF										
	2600 Operation and Maintenance of Plant									
		Licensed	0.00	0.00	0.00	0.00	0.00	0.00	0.00	0.00
		Non-Licensed	1.50	2.50	2.50	2.50	0.00	0.00	0.00	0.00
		Total	1.50	2.50	2.50	2.50	0.00	0.00	0.00	0.00
	2700 Student Transportation									
		Licensed	0.00	0.00	0.00	0.00	0.00	0.00	0.00	0.00
		Non-Licensed	0.00	0.00	0.00	0.00	0.00	0.00	0.00	0.00
		Total	0.00	0.00	0.00	0.00	0.00	0.00	0.00	0.00
	2900 Other Support Services									
		Licensed	0.00	0.00	0.00	0.00	0.00	0.00	0.00	0.00
		Non-Licensed	0.00	0.00	0.00	0.00	0.00	0.00	0.00	0.00
		Total	0.00	0.00	0.00	0.00	0.00	0.00	0.00	0.00
3100-3300 Operation of Non-Instructional Services										
		Licensed	0.00	0.00	0.00	0.00	0.00	0.00	0.00	0.00
		Non-Licensed	0.00	0.00	0.00	0.00	0.00	0.00	0.00	0.00
		Total	0.00	0.00	0.00	0.00	0.00	0.00	0.00	0.00

SCHEDULE II: STAFF POSITIONS IN FULL TIME EQUIVALENTS

SCHOOL DISTRICT/CHARTER SCHOOL:

Rainbow Dreams Academy

Note: All staff must be entered in FTEs (full time equivalents) and not actual people employed by the district or charter school.

			GENERAL FUND - Fund 100				STATE SPECIAL EDUCATION FUND - Fund 250			
			FY2017 Actual FTE	FY2018 Budgeted FTE	FY2019 Projected FTE	FY2020 Projected FTE	FY2017 Actual FTE	FY2018 Budgeted FTE	FY2019 Projected FTE	FY2020 Projected FTE
Function	Description	Program Description								
4100-4900	Facilities Acquisition & Construction Services									
	Licensed		0.00	0.00	0.00	0.00	0.00	0.00	0.00	0.00
	Non-Licensed		0.00	0.00	0.00	0.00	0.00	0.00	0.00	0.00
	Total		0.00	0.00	0.00	0.00	0.00	0.00	0.00	0.00
TOTAL OTHER STAFF:										
	Licensed		0.00	0.00	0.00	0.00	0.00	0.00	0.00	0.00
	Non-Licensed		1.50	2.50	2.50	2.50	0.00	0.00	0.00	0.00
	Total		1.50	2.50	2.50	2.50	0.00	0.00	0.00	0.00
TOTAL ALL STAFF										
	Licensed		18.00	17.00	16.00	16.00	1.00	1.00	1.00	1.00
	Non-Licensed		10.00	9.50	9.50	9.50	0.00	0.00	0.00	0.00
	Total Personnel		28.00	26.50	25.50	25.50	1.00	1.00	1.00	1.00

SCHEDULE II: STAFF POSITIONS IN FULL TIME EQUIVALENTS

SCHOOL DISTRICT/CHARTER SCHOOL:

Rainbow Dreams Academy

Note: All staff must be entered in FTEs (full time equivalents) and not actual people employed by the district or charter school.

			OTHER GOVERNMENTAL FUNDS-Funds 260,270-2,290,300,400				STATE GRANTS - Funds 210, 230, 240			
			FY2017 Actual FTE	FY2018 Budgeted FTE	FY2019 Projected FTE	FY2020 Projected FTE	FY2017 Actual FTE	FY2018 Budgeted FTE	FY2019 Projected FTE	FY2020 Projected FTE
Function	Description	Program Description								
INSTRUCTIONAL STAFF										
1000 Instruction	100 Regular Education									
		Licensed	0.00	0.00	0.00	0.00	1.50	2.00	0.00	0.00
		Non-Licensed	0.00	0.00	0.00	0.00	0.00	0.00	0.00	0.00
		Total	0.00	0.00	0.00	0.00	1.50	2.00	0.00	0.00
1000 Instruction	200 Special Education									
	(exclude 270)	Licensed	0.00	0.00	0.00	0.00	0.00	0.00	0.00	0.00
		Non-Licensed	0.00	0.00	0.00	0.00	0.00	0.00	0.00	0.00
		Total	0.00	0.00	0.00	0.00	0.00	0.00	0.00	0.00
1000 Instruction	270 Gifted and Talented									
		Licensed	0.00	0.00	0.00	0.00	0.00	0.00	0.00	0.00
		Non-Licensed	0.00	0.00	0.00	0.00	0.00	0.00	0.00	0.00
		Total	0.00	0.00	0.00	0.00	0.00	0.00	0.00	0.00
1000 Instruction	300 Vocational & Technical									
		Licensed	0.00	0.00	0.00	0.00	0.00	0.00	0.00	0.00
		Non-Licensed	0.00	0.00	0.00	0.00	0.00	0.00	0.00	0.00
		Total	0.00	0.00	0.00	0.00	0.00	0.00	0.00	0.00
1000 Instruction	400 Other Instructional									
		Licensed	0.00	0.00	0.00	0.00	0.00	0.00	0.00	0.00
		Non-Licensed	0.00	0.00	0.00	0.00	0.00	0.00	0.00	0.00
		Total	0.00	0.00	0.00	0.00	0.00	0.00	0.00	0.00
1000 Instruction	600 Adult Education									
		Licensed	0.00	0.00	0.00	0.00	0.00	0.00	0.00	0.00
		Non-Licensed	0.00	0.00	0.00	0.00	0.00	0.00	0.00	0.00
		Total	0.00	0.00	0.00	0.00	0.00	0.00	0.00	0.00
1000 Instruction	800 Community Services									
		Licensed	0.00	0.00	0.00	0.00	0.00	0.00	0.00	0.00
		Non-Licensed	0.00	0.00	0.00	0.00	0.00	0.00	0.00	0.00
		Total	0.00	0.00	0.00	0.00	0.00	0.00	0.00	0.00
1000 Instruction	910 Extra / Co-Curricular									
		Licensed	0.00	0.00	0.00	0.00	0.00	0.00	0.00	0.00
		Non-Licensed	0.00	0.00	0.00	0.00	0.00	0.00	0.00	0.00
		Total	0.00	0.00	0.00	0.00	0.00	0.00	0.00	0.00
1000 Instruction	920 Athletics									
		Licensed	0.00	0.00	0.00	0.00	0.00	0.00	0.00	0.00
		Non-Licensed	0.00	0.00	0.00	0.00	0.00	0.00	0.00	0.00
		Total	0.00	0.00	0.00	0.00	0.00	0.00	0.00	0.00
1000 Instruction	X40 Summer School									
		Licensed	0.00	0.00	0.00	0.00	0.00	0.00	0.00	0.00
		Non-Licensed	0.00	0.00	0.00	0.00	0.00	0.00	0.00	0.00
		Total	0.00	0.00	0.00	0.00	0.00	0.00	0.00	0.00
1000 Instruction	000 Other/Unassigned									
		Licensed	0.00	0.00	0.00	0.00	0.00	0.00	0.00	0.00
		Non-Licensed	0.00	0.00	0.00	0.00	0.00	0.00	0.00	0.00
		Total	0.00	0.00	0.00	0.00	0.00	0.00	0.00	0.00
TOTAL INSTRUCTIONAL STAFF										
		Licensed	0.00	0.00	0.00	0.00	1.50	2.00	0.00	0.00
		Non-Licensed	0.00	0.00	0.00	0.00	0.00	0.00	0.00	0.00
		Total	0.00	0.00	0.00	0.00	1.50	2.00	0.00	0.00

SCHEDULE II: STAFF POSITIONS IN FULL TIME EQUIVALENTS

SCHOOL DISTRICT/CHARTER SCHOOL:

Rainbow Dreams Academy

Note: All staff must be entered in FTEs (full time equivalents) and not actual people employed by the district or charter school.

		OTHER GOVERNMENTAL FUNDS-Funds 260,270-2,290,300,400				STATE GRANTS - Funds 210, 230, 240			
		FY2017 Actual FTE	FY2018 Budgeted FTE	FY2019 Projected FTE	FY2020 Projected FTE	FY2017 Actual FTE	FY2018 Budgeted FTE	FY2019 Projected FTE	FY2020 Projected FTE
Function	Description Program Description								
INSTRUCTIONAL SUPPORT STAFF									
	2100 Student Support								
	Licensed	0.00	0.00	0.00	0.00	0.00	0.00	0.00	0.00
	Non-Licensed	1.00	0.00	0.00	0.00	0.00	0.00	0.00	0.00
	Total	1.00	0.00	0.00	0.00	0.00	0.00	0.00	0.00
	2200 Instructional Staff Support								
	Licensed	0.00	0.00	0.00	0.00	1.00	0.00	0.00	0.00
	Non-Licensed	0.00	0.00	0.00	0.00	0.00	0.00	0.00	0.00
	Total	0.00	0.00	0.00	0.00	1.00	0.00	0.00	0.00
TOTAL INSTRUCTIONAL STAFF SUPPORT									
	Licensed	0.00	0.00	0.00	0.00	1.00	0.00	0.00	0.00
	Non-Licensed	1.00	0.00	0.00	0.00	0.00	0.00	0.00	0.00
	Total	1.00	0.00	0.00	0.00	1.00	0.00	0.00	0.00
ADMINISTRATIVE STAFF									
	2300 General Administration								
	Licensed	0.00	0.00	0.00	0.00	0.00	0.00	0.00	0.00
	Non-Licensed	0.00	0.00	0.00	0.00	0.00	0.00	0.00	0.00
	Total	0.00	0.00	0.00	0.00	0.00	0.00	0.00	0.00
	2400 School Administration								
	Licensed	0.00	0.00	0.00	0.00	0.00	0.00	0.00	0.00
	Non-Licensed	0.00	0.00	0.00	0.00	0.00	0.00	0.00	0.00
	Total	0.00	0.00	0.00	0.00	0.00	0.00	0.00	0.00
	2500 Central Services								
	Licensed	0.00	0.00	0.00	0.00	0.00	0.00	0.00	0.00
	Non-Licensed	0.00	0.00	0.00	0.00	0.00	0.00	0.00	0.00
	Total	0.00	0.00	0.00	0.00	0.00	0.00	0.00	0.00
TOTAL ADMINISTRATIVE STAFF									
	Licensed	0.00	0.00	0.00	0.00	0.00	0.00	0.00	0.00
	Non-Licensed	0.00	0.00	0.00	0.00	0.00	0.00	0.00	0.00
	Total	0.00	0.00	0.00	0.00	0.00	0.00	0.00	0.00
OTHER STAFF									
	2600 Operation and Maintenance of Plant								
	Licensed	0.00	0.00	0.00	0.00	0.00	0.00	0.00	0.00
	Non-Licensed	0.00	0.00	0.00	0.00	0.00	0.00	0.00	0.00
	Total	0.00	0.00	0.00	0.00	0.00	0.00	0.00	0.00
	2700 Student Transportation								
	Licensed	0.00	0.00	0.00	0.00	0.00	0.00	0.00	0.00
	Non-Licensed	0.00	0.00	0.00	0.00	0.00	0.00	0.00	0.00
	Total	0.00	0.00	0.00	0.00	0.00	0.00	0.00	0.00
	2900 Other Support Services								
	Licensed	0.00	0.00	0.00	0.00	0.00	0.00	0.00	0.00
	Non-Licensed	0.00	0.00	0.00	0.00	0.00	0.00	0.00	0.00
	Total	0.00	0.00	0.00	0.00	0.00	0.00	0.00	0.00
3100-3300 Operation of Non-Instructional Services									
	Licensed	0.00	0.00	0.00	0.00	0.00	0.00	0.00	0.00
	Non-Licensed	0.00	0.00	0.00	0.00	0.00	0.00	0.00	0.00
	Total	0.00	0.00	0.00	0.00	0.00	0.00	0.00	0.00

SCHEDULE II: STAFF POSITIONS IN FULL TIME EQUIVALENTS

SCHOOL DISTRICT/CHARTER SCHOOL:

Rainbow Dreams Academy

Note: All staff must be entered in FTEs (full time equivalents) and not actual people employed by the district or charter school.

			OTHER GOVERNMENTAL FUNDS-Funds 260,270-2,290,300,400				STATE GRANTS - Funds 210, 230, 240			
			FY2017 Actual FTE	FY2018 Budgeted FTE	FY2019 Projected FTE	FY2020 Projected FTE	FY2017 Actual FTE	FY2018 Budgeted FTE	FY2019 Projected FTE	FY2020 Projected FTE
Function	Description	Program Description								
4100-4900	Facilities Acquisition & Construction Services									
	Licensed		0.00	0.00	0.00	0.00	0.00	0.00	0.00	0.00
	Non-Licensed		0.00	0.00	0.00	0.00	0.00	0.00	0.00	0.00
	Total		0.00	0.00	0.00	0.00	0.00	0.00	0.00	0.00
TOTAL OTHER STAFF:										
	Licensed		0.00	0.00	0.00	0.00	0.00	0.00	0.00	0.00
	Non-Licensed		0.00	0.00	0.00	0.00	0.00	0.00	0.00	0.00
	Total		0.00	0.00	0.00	0.00	0.00	0.00	0.00	0.00
TOTAL ALL STAFF										
	Licensed		0.00	0.00	0.00	0.00	2.50	2.00	0.00	0.00
	Non-Licensed		1.00	0.00	0.00	0.00	0.00	0.00	0.00	0.00
	Total Personnel		1.00	0.00	0.00	0.00	2.50	2.00	0.00	0.00

SCHEDULE II: STAFF POSITIONS IN FULL TIME EQUIVALENTS

SCHOOL DISTRICT/CHARTER SCHOOL:

Rainbow Dreams Academy

Note: All staff must be entered in FTEs (full time equivalents) and not actual people employed by the district or charter school.

			ALL FEDERAL GRANTS - Fund 280				TOTAL - ALL FUNDS			
			FY2017 Actual FTE	FY2018 Budgeted FTE	FY2019 Projected FTE	FY2020 Projected FTE	FY2017 Actual FTE	FY2018 Budgeted FTE	FY2019 Projected FTE	FY2020 Projected FTE
Function	Description	Program Description								
INSTRUCTIONAL STAFF										
1000 Instruction	100 Regular Education									
		Licensed	0.50	0.00	0.00	0.00	17.00	17.00	15.00	15.00
		Non-Licensed	0.00	0.00	0.00	0.00	0.00	0.00	0.00	0.00
		Total	0.50	0.00	0.00	0.00	17.00	17.00	15.00	15.00
1000 Instruction	200 Special Education									
	(exclude 270)	Licensed	0.00	0.00	0.00	0.00	1.00	1.00	1.00	1.00
		Non-Licensed	0.00	0.00	0.00	0.00	0.00	0.00	0.00	0.00
		Total	0.00	0.00	0.00	0.00	1.00	1.00	1.00	1.00
1000 Instruction	270 Gifted and Talented									
		Licensed	0.00	0.00	0.00	0.00	0.00	0.00	0.00	0.00
		Non-Licensed	0.00	0.00	0.00	0.00	0.00	0.00	0.00	0.00
		Total	0.00	0.00	0.00	0.00	0.00	0.00	0.00	0.00
1000 Instruction	300 Vocational & Technical									
		Licensed	0.00	0.00	0.00	0.00	0.00	0.00	0.00	0.00
		Non-Licensed	0.00	0.00	0.00	0.00	0.00	0.00	0.00	0.00
		Total	0.00	0.00	0.00	0.00	0.00	0.00	0.00	0.00
1000 Instruction	400 Other Instructional									
		Licensed	0.00	0.00	0.00	0.00	0.00	0.00	0.00	0.00
		Non-Licensed	0.00	0.00	0.00	0.00	0.00	0.00	0.00	0.00
		Total	0.00	0.00	0.00	0.00	0.00	0.00	0.00	0.00
1000 Instruction	600 Adult Education									
		Licensed	0.00	0.00	0.00	0.00	0.00	0.00	0.00	0.00
		Non-Licensed	0.00	0.00	0.00	0.00	0.00	0.00	0.00	0.00
		Total	0.00	0.00	0.00	0.00	0.00	0.00	0.00	0.00
1000 Instruction	800 Community Services									
		Licensed	0.00	0.00	0.00	0.00	0.00	0.00	0.00	0.00
		Non-Licensed	0.00	0.00	0.00	0.00	0.00	0.00	0.00	0.00
		Total	0.00	0.00	0.00	0.00	0.00	0.00	0.00	0.00
1000 Instruction	910 Extra / Co-Curricular									
		Licensed	0.00	0.00	0.00	0.00	0.00	0.00	0.00	0.00
		Non-Licensed	0.00	0.00	0.00	0.00	0.00	0.00	0.00	0.00
		Total	0.00	0.00	0.00	0.00	0.00	0.00	0.00	0.00
1000 Instruction	920 Athletics									
		Licensed	0.00	0.00	0.00	0.00	0.00	0.00	0.00	0.00
		Non-Licensed	0.00	0.00	0.00	0.00	0.00	0.00	0.00	0.00
		Total	0.00	0.00	0.00	0.00	0.00	0.00	0.00	0.00
1000 Instruction	X40 Summer School									
		Licensed	0.00	0.00	0.00	0.00	0.00	0.00	0.00	0.00
		Non-Licensed	0.00	0.00	0.00	0.00	0.00	0.00	0.00	0.00
		Total	0.00	0.00	0.00	0.00	0.00	0.00	0.00	0.00
1000 Instruction	000 Other/Unassigned									
		Licensed	0.00	0.00	0.00	0.00	0.00	0.00	0.00	0.00
		Non-Licensed	0.00	0.00	0.00	0.00	0.00	0.00	0.00	0.00
		Total	0.00	0.00	0.00	0.00	0.00	0.00	0.00	0.00
TOTAL INSTRUCTIONAL STAFF										
		Licensed	0.50	0.00	0.00	0.00	18.00	18.00	16.00	16.00
		Non-Licensed	0.00	0.00	0.00	0.00	0.00	0.00	0.00	0.00
		Total	0.50	0.00	0.00	0.00	18.00	18.00	16.00	16.00

SCHEDULE II: STAFF POSITIONS IN FULL TIME EQUIVALENTS

SCHOOL DISTRICT/CHARTER SCHOOL:

Rainbow Dreams Academy

Note: All staff must be entered in FTEs (full time equivalents) and not actual people employed by the district or charter school.

		ALL FEDERAL GRANTS - Fund 280				TOTAL - ALL FUNDS			
		FY2017 Actual FTE	FY2018 Budgeted FTE	FY2019 Projected FTE	FY2020 Projected FTE	FY2017 Actual FTE	FY2018 Budgeted FTE	FY2019 Projected FTE	FY2020 Projected FTE
Function	Description Program Description								
INSTRUCTIONAL SUPPORT STAFF									
	2100 Student Support								
	Licensed	0.00	0.00	0.00	0.00	0.00	0.00	0.00	0.00
	Non-Licensed	0.00	0.00	0.00	0.00	9.50	7.00	7.00	7.00
	Total	0.00	0.00	0.00	0.00	9.50	7.00	7.00	7.00
	2200 Instructional Staff Support								
	Licensed	0.00	0.00	0.00	0.00	1.00	0.00	0.00	0.00
	Non-Licensed	0.00	0.00	0.00	0.00	0.00	0.00	0.00	0.00
	Total	0.00	0.00	0.00	0.00	1.00	0.00	0.00	0.00
TOTAL INSTRUCTIONAL STAFF SUPPORT									
	Licensed	0.00	0.00	0.00	0.00	1.00	0.00	0.00	0.00
	Non-Licensed	0.00	0.00	0.00	0.00	9.50	7.00	7.00	7.00
	Total	0.00	0.00	0.00	0.00	10.50	7.00	7.00	7.00
ADMINISTRATIVE STAFF									
	2300 General Administration								
	Licensed	0.00	0.00	0.00	0.00	0.00	0.00	0.00	0.00
	Non-Licensed	0.00	0.00	0.00	0.00	0.00	0.00	0.00	0.00
	Total	0.00	0.00	0.00	0.00	0.00	0.00	0.00	0.00
	2400 School Administration								
	Licensed	0.00	0.00	0.00	0.00	3.00	1.00	1.00	1.00
	Non-Licensed	0.00	0.00	0.00	0.00	0.00	0.00	0.00	0.00
	Total	0.00	0.00	0.00	0.00	3.00	1.00	1.00	1.00
	2500 Central Services								
	Licensed	0.00	1.00	0.00	0.00	0.00	2.00	0.00	0.00
	Non-Licensed	0.00	0.00	0.00	0.00	0.00	0.00	0.00	0.00
	Total	0.00	1.00	0.00	0.00	0.00	2.00	0.00	0.00
TOTAL ADMINISTRATIVE STAFF									
	Licensed	0.00	1.00	0.00	0.00	3.00	3.00	1.00	1.00
	Non-Licensed	0.00	0.00	0.00	0.00	0.00	0.00	0.00	0.00
	Total	0.00	1.00	0.00	0.00	3.00	3.00	1.00	1.00
OTHER STAFF									
	2600 Operation and Maintenance of Plant								
	Licensed	0.00	0.00	0.00	0.00	0.00	0.00	0.00	0.00
	Non-Licensed	0.00	0.00	0.00	0.00	1.50	2.50	2.50	2.50
	Total	0.00	0.00	0.00	0.00	1.50	2.50	2.50	2.50
	2700 Student Transportation								
	Licensed	0.00	0.00	0.00	0.00	0.00	0.00	0.00	0.00
	Non-Licensed	0.00	0.00	0.00	0.00	0.00	0.00	0.00	0.00
	Total	0.00	0.00	0.00	0.00	0.00	0.00	0.00	0.00
	2900 Other Support Services								
	Licensed	0.00	0.00	0.00	0.00	0.00	0.00	0.00	0.00
	Non-Licensed	0.00	0.00	0.00	0.00	0.00	0.00	0.00	0.00
	Total	0.00	0.00	0.00	0.00	0.00	0.00	0.00	0.00
	3100-3300 Operation of Non-Instructional Services								
	Licensed	0.00	0.00	0.00	0.00	0.00	0.00	0.00	0.00
	Non-Licensed	0.00	0.00	0.00	0.00	0.00	0.00	0.00	0.00
	Total	0.00	0.00	0.00	0.00	0.00	0.00	0.00	0.00

SCHEDULE II: STAFF POSITIONS IN FULL TIME EQUIVALENTS

SCHOOL DISTRICT/CHARTER SCHOOL:

Rainbow Dreams Academy

Note: All staff must be entered in FTEs (full time equivalents) and not actual people employed by the district or charter school.

		ALL FEDERAL GRANTS - Fund 280				TOTAL - ALL FUNDS			
		FY2017 Actual FTE	FY2018 Budgeted FTE	FY2019 Projected FTE	FY2020 Projected FTE	FY2017 Actual FTE	FY2018 Budgeted FTE	FY2019 Projected FTE	FY2020 Projected FTE
Function	Description								
4100-4900	Facilities Acquisition & Construction Services								
	Licensed	0.00	0.00	0.00	0.00	0.00	0.00	0.00	0.00
	Non-Licensed	0.00	0.00	0.00	0.00	0.00	0.00	0.00	0.00
	Total	0.00	0.00	0.00	0.00	0.00	0.00	0.00	0.00
TOTAL OTHER STAFF:									
	Licensed	0.00	0.00	0.00	0.00	0.00	0.00	0.00	0.00
	Non-Licensed	0.00	0.00	0.00	0.00	1.50	2.50	2.50	2.50
	Total	0.00	0.00	0.00	0.00	1.50	2.50	2.50	2.50
TOTAL ALL STAFF									
	Licensed	0.50	1.00	0.00	0.00	22.00	21.00	17.00	17.00
	Non-Licensed	0.00	0.00	0.00	0.00	11.00	9.50	9.50	9.50
	Total Personnel	0.50	1.00	0.00	0.00	33.00	30.50	26.50	26.50

NRS 387.303 REPORT, FOR THE FISCAL YEAR ENDED JUNE 30, 2017

SCHOOL DISTRICT/CHARTER SCHOOL:
Rainbow Dreams Academy

		General Fund	State Sp Education Fund	Combined GF & Special Ed	Total Governmental Funds	Total
		Fund 100	Fund 250		Funds 260,270,290,300,400	Funds
		FY2017 ACTUAL	FY2017 ACTUAL	FY2017 ACTUAL	FY2017 ACTUAL	
Rev:	RESOURCES					
1000	Local Revenue (see below)					
1110	Ad Valorem Taxes (1/3) per DSA payment calc	-	-	-	-	
	Ad Valorem Taxes (2/3) & other ad valorem	-	-	-	-	
1120	Sales & Use Taxes / LSST (Local Sch supp)	-	-	-	-	
	Amount to true-up actual LSST Taxes	-	-	-	-	
1140	Penalties and Interest on taxes	-	-	-	-	
1150	Residential Construction Tax	-	-	-	-	
1190	Other Local Taxes	-	-	-	-	
1191	Franchise Fees	-	-	-	-	
1192	Governmental Services Tax	-	-	-	-	
1200	Rev from other local govnm't units (not SD)	-	-	-	-	
1300	Tuition	-	-	-	-	
1400	Transportation fees	-	-	-	-	
1500	Investment Income	-	-	-	-	
1600	Food Services	-	-	-	181,857	
1700	District Activities (not student activities)	-	-	-	-	
1800	Revenue from Community Services Activities	-	-	-	-	
1900	Other rev from local sources-less 1951 below	77,709	-	77,709	-	
1951	Misc revenue from other NV school districts	-	77,582	77,582	-	
1951	Charter School Fees portion of code 1951	-	-	-	-	
1000	Total Local Revenue:	77,709	77,582	155,291	181,857	
2000	Revenue from Intermediate Sources	-	-	-	-	
3000	State Revenue (see below)					
3100	Unrestricted Grants-in-aid (DSA)-as of 6/30/17	2,339,525	-	2,339,525	-	
	DSA True Up Adjustments	(3,098)	-	(3,098)	-	
	Charter School Sponsor Fee Withheld from DSA	35,831	-	35,831	-	
	FY16 DSA recorded in FY17 (+ or -)	-	-	-	-	
	FY17 DSA recorded in FY18 (+ or -)	-	-	-	-	
3200	State Govnm't restricted funding/grants-in-aid	-	-	-	-	
	FY16 State revenue recorded in FY17	-	-	-	-	
	FY17 State rev. recorded in FY18 (+ or -)	-	-	-	-	
3800	Revenue in Lieu of Taxes	-	-	-	-	
3000	Total State Revenue:	2,372,258	-	2,372,258	-	
4000	Federal Sources (see below)					
	Public Law 874 (Impact Aid) - codes 420-422	-	-	-	-	
	Forest Reserve - Codes 401-402	-	-	-	-	
	Other Federal Support - other codes 400-899	-	-	-	-	
	FY16 Federal revenue recorded in FY17	-	-	-	-	
	FY17 Fed rev recorded in FY18 (+ or -)	-	-	-	-	
4000	Total Federal Revenue	-	-	-	-	
5100	Issuance of Bonds	-	-	-	-	
5200	Fund Transfers In	-	-	-	-	
5300	Proceeds from disposal of property	-	-	-	-	
5400	Loan Proceeds	-	-	-	-	
5500	Capital Lease Proceeds	-	-	-	-	
5600	Other Long-term Debt Proceeds	-	-	-	-	
6000	Other Items	-	-	-	-	
8000	OPENING FUND BALANCE	143,896	-	143,896	-	
	SUBTOTAL RESOURCES	2,593,863	77,582	2,671,445	181,857	
Balance Sheet/Statement of Net assets:						
711	Reserve for Inventory	-	-	-	-	
712	Reserve for Prepaids	-	-	-	-	
713	Reserve for Encumbrances	-	-	-	-	
714	Other Reserves	-	-	-	-	
	Subtotal Reserves: Fund balances/Fund Net Asset	-	-	-	-	
	GRAND TOTAL RESOURCES	2,593,863	77,582	2,671,445	181,857	

NRS 387.303 REPORT, FOR THE FISCAL YEAR ENDED JUNE 30, 2017

SCHOOL DISTRICT/CHARTER SCHOOL:
Rainbow Dreams Academy

	General Fund		State Sp Education Fund		Combined GF & Special Ed		Total Governmental Funds		Total
	Fund 100		Fund 250				Funds 260,270,290,300,400		Funds
	FY2017		FY2017		FY2017		FY2017		
DESCRIPTION	ACTUAL		ACTUAL		ACTUAL		ACTUAL		
EXPENDITURES									
OBJECT CODE 100 SALARIES	FTE's		FTE's		FTE's		FTE's		FTE's
Function 1000 INSTRUCTION									
Licensed	15.00	612,907	1.00	41,023	16.00	653,930	0.00	-	1.50
Non-Licensed	0.00	-	0.00	-	0.00	-	0.00	-	0.00
Substitutes		29,914		-		29,914		-	
Extra Duty Assignments (enter # in FTE column)	0	-	0	-	0.00	-	0	-	0
Note: # of extra duty assignments are not in FTE total									
Total Instructional Personnel	15.00	642,821	1.00	41,023	16.00	683,844	0.00	-	1.50
Functions 2100, 2200: Student/Instruction SUPPORT									
Licensed	0.00	-	0.00	-	0.00	-	0.00	-	1.00
Non-Licensed	8.50	195,985	0.00	-	8.50	195,985	1.00	26,211	0.00
Substitutes		-		-		-		-	
Extra Duty Assignments (enter # in FTE column)	0	-	0	-	0.00	-	0	-	0
Note: # of extra duty assignments are not in FTE total									
Total Student / Instructional Support	8.50	195,985	0.00	-	8.50	195,985	1.00	26,211	1.00
Functions 2300,2400: ADMINISTRATION SUPPORT									
Licensed	3.00	304,292	0.00	-	3.00	304,292	0.00	-	0.00
Non-Licensed	0.00	-	0.00	-	0.00	-	0.00	-	0.00
Substitutes		-		-		-		-	
Extra Duty Assignments (enter # in FTE column)	0	-	0	-	0.00	-	0	-	0
Note: # of extra duty assignments are not in FTE total									
Total Administration Support Personnel	3.00	304,292	0.00	-	3.00	304,292	0.00	-	0.00
Functions 2500,2600,2700,2900: OTHER SUPPORT									
Licensed	0.00	-	0.00	-	0.00	-	0.00	-	0.00
Non-Licensed	1.50	47,042	0.00	-	1.50	47,042	0.00	-	0.00
Substitutes		-		-		-		-	
Extra Duty Assignments (enter # in FTE column)	0	-	0	-	0.00	-	0	-	0
Note: # of extra duty assignments are not in FTE total									
Total Other Support Personnel	1.50	47,042	0.00	-	1.50	47,042	0.00	-	0.00
ALL OTHER STAFF									
Non-Instructional Staff, Functions 3100-4900	0.00	-	0.00	-	0.00	-	0.00	-	0.00
Extra Duty Assignments (enter # in FTE column)	0	-	0	-	0	-	0	-	0
Note: # of extra duty assignments are not in FTE total									
TOTAL PERSONNEL and SALARIES	28.00	1,190,140	1.00	41,023	29.00	1,231,163	1.00	26,211	2.50
OBJECT CODE 200 BENEFITS									
210 Group Insurance Costs: (Omit object 218)									
Instructional Personnel (1000)		81,058		2,975		84,034		-	
Studet & Instr Support Personnel (2100/2200)		31,208		-		31,208		-	
Admin. Personnel (2300/2400)		1,749		-		1,749		-	
Other Personnel (not including retirees)		-		-		-		-	
210 TOTAL GROUP INSURANCE COSTS		114,015		2,975		116,990		-	
Percent of Total Salaries		9.58%		7.25%		9.50%		0.00%	
220 Social Security									
Instructional Personnel (1000)		13,861		1,048		14,909		-	
Studet & Instr Support Personnel (2100/2200)		3,693		-		3,693		-	
Admin. Personnel (2300/2400)		-		-		-		-	
Other Personnel		825		-		825		-	
220 TOTAL Social Security		18,379		1,048		19,427		-	
Percent of Total Salaries		1.54%		2.55%		1.58%		0.00%	
230 Retirement:									
Instructional Personnel (1000)		138,321		3,486		141,807		-	
Studet & Instr Support Personnel (2100/2200)		41,551		-		41,551		-	
Admin. Personnel (2300/2400)		64,183		-		64,183		-	
Other Personnel		10,654		-		10,654		-	
230 TOTAL RETIREMENT		254,709		3,486		258,195		-	
Percent of Total Salaries		21.40%		8.50%		20.97%		0.00%	

NRS 387.303 REPORT, FOR THE FISCAL YEAR ENDED JUNE 30, 2017

SCHOOL DISTRICT/CHARTER SCHOOL:
Rainbow Dreams Academy

		General Fund	State Sp Education Fund	Combined GF & Special Ed	Total Governmental Funds	Total
		Fund 100	Fund 250		Funds 260,270,290,300,400	Funds
DESCRIPTION		FY2017 ACTUAL	FY2017 ACTUAL	FY2017 ACTUAL	FY2017 ACTUAL	
240 Medicare:						
Instructional Personnel (1000)		8,184	-	8,184	-	
Studt & Instr Support Personnel (2100/2200)		3,225	-	3,225	-	
Admin. Personnel (2300/2400)		4,206	-	4,206	-	
Other Personnel		3,693	-	3,693	-	
240 TOTAL MEDICARE		19,308	-	19,308	-	
Percent of Total Salaries		1.62%	0.00%	1.57%	0.00%	
250 Tuition Reimbursement:						
Instructional Personnel (1000)		-	-	-	-	
Studt & Instr Support Personnel (2100/2200)		-	-	-	-	
Admin. Personnel (2300/2400)		-	-	-	-	
Other Personnel		-	-	-	-	
250 TOTAL TUITION REIMBURSEMENT		-	-	-	-	
Percent of Total Salaries		0.00%	0.00%	0.00%	0.00%	
260 Unemployment Compensation:						
Instructional Personnel (1000)		15,538	-	15,538	-	
Studt & Instr Support Personnel (2100/2200)		4,380	-	4,380	-	
Admin. Personnel (2300/2400)		2,544	-	2,544	-	
Other Personnel		1,088	-	1,088	-	
260 TOTAL UNEMPLOYMENT COMP		23,550	-	23,550	-	
Percent of Total Salaries		1.98%	0.00%	1.91%	0.00%	
270 Worker's Compensation:						
Instructional Personnel (1000)		5,751	-	5,751	-	
Studt & Instr Support Personnel (2100/2200)		1,990	-	1,990	-	
Admin. Personnel (2300/2400)		1,156	-	1,156	-	
Other Personnel		494	-	494	-	
270 TOTAL WORKER'S COMPENSATION		9,391	-	9,391	-	
Percent of Total Salaries		0.79%	0.00%	0.76%	0.00%	
280 Health Benefits: (Omit object 289)						
Instructional Personnel (1000)		-	-	-	-	
Studt & Instr Support Personnel (2100/2200)		-	-	-	-	
Admin. Personnel (2300/2400)		-	-	-	-	
Other Personnel (not including retirees)		-	-	-	-	
280 TOTAL HEALTH BENEFITS		-	-	-	-	
Percent of Total Salaries		0.00%	0.00%	0.00%	0.00%	
290 Other Benefits:						
Instructional Personnel (1000)		5,686	-	5,686	-	
Studt & Instr Support Personnel (2100/2200)		1,603	-	1,603	-	
Admin. Personnel (2300/2400)		931	-	931	-	
Other Personnel		398	-	398	-	
290 TOTAL OTHER BENEFITS		8,618	0	8,618	0	
Percent of Total Salaries		0	-	0	-	
SUBTOTAL FRINGE BENEFITS AND OTHER COSTS		447,970	7,509	455,479	-	
218 Retired Employee Group Insurance Subsidy						
PEBS		-	-	-	-	
Other (Not PEBS)		-	-	-	-	
289 Retired Health Annual Required Contribution						
PEBS (held for OPEB liabilities)		-	-	-	-	
Other (Not PEBS)		-	-	-	-	
TOTAL SALARIES & FRINGE BENEFITS		1,638,110	48,533	1,686,643	26,211	
300-600 OPERATIONAL EXPENSES - all functions						
PURCHASED PROF & TECH SERVICES						
310 Official/Administrative Services		46,774	-	46,774	-	
320 Professional Educational Services		66,738	-	66,738	-	
330 Professional Employee Training/Development		3,788	-	3,788	-	
340 Other Professional Services (exclude 345)		146,131	24,476	170,607	-	
345 Marketing Services		-	-	-	-	
350 Technical Services		29,889	-	29,889	-	
360 Other Specialized Services not included above		18,210	-	18,210	-	

NRS 387.303 REPORT, FOR THE FISCAL YEAR ENDED JUNE 30, 2017

SCHOOL DISTRICT/CHARTER SCHOOL:

Rainbow Dreams Academy

	General Fund	State Sp Education Fund	Combined GF & Special Ed	Total Governmental Funds	Total
	Fund 100	Fund 250		Funds 260,270,290,300,400	Funds
DESCRIPTION	FY2017 ACTUAL	FY2017 ACTUAL	FY2017 ACTUAL	FY2017 ACTUAL	
PURCHASED PROPERTY SERVICES					
410 Utility Services	55,784	-	55,784	-	
420 Cleaning Services (exclude 421, 422 below)	-	-	-	-	
421 Garbage / Disposal	-	-	-	-	
422 Janitorial / Custodial Services	-	-	-	-	
430 Repairs and Maintenance Services	21,809	-	21,809	-	
440 Rentals: see below					
441 Rentals of land and buildings	426,689	-	426,689	-	
442 Rentals of equipment and vehicles	-	-	-	-	
443 Rentals of computers and related equipment	-	-	-	-	
444 Rental of other items (such as supplies, books)	-	-	-	-	
450 Construction Services	-	-	-	-	
490 Other Purchased Property Services	13,620	-	13,620	-	
OTHER PURCHASED SERVICES					
510 Student Transportation Services	2,120	-	2,120	-	
520 Insurance: see below					
521 Property Insurance	31,005	-	31,005	-	
522 Liability Insurance	-	-	-	-	
523 Fidelity / Other Insurance	2,105	-	2,105	-	
530 Postage/Communications	495	-	495	-	
540 Advertising	3,367	-	3,367	-	
550 Printing and Binding	10,366	-	10,366	-	
560 Tuition	-	-	-	-	
570 Food Service Management	-	-	-	-	
580 Travel (staff)	-	-	-	-	
590 Interagency Purch Serv less CS fees below	-	-	-	-	
591 Charter School Fees paid to sponsor	35,831	-	35,831	-	
591 CS EMO payments not reported elsewhere	-	-	-	-	
SUPPLIES (Less than \$5,000 per unit)					
610 General Supplies - Instructional (funct 1000)	12,180	-	12,180	-	
610 General Supplies - Library (funct 2220)	-	-	-	-	
610 General Supplies - Other	10,424	-	10,424	-	
612 Gen Supplies of Higher Value (exclude below)	-	-	-	-	
612 Gen supplies of higher value - instructional	-	-	-	-	
620 Energy (see below)					
621 Energy - Natural Gas	-	-	-	-	
622 Energy - Electricity	-	-	-	-	
623 Energy - Bottled Gas	-	-	-	-	
624 Energy - Oil	-	-	-	-	
625 Energy - Coal	-	-	-	-	
626 Energy - Gasoline	-	-	-	-	
629 Energy - Other	-	-	-	-	
630 Food (food service program only)	-	-	-	155,646	
640 Books and Periodicals-NO textbooks nor library	-	-	-	-	
640 Books and Periodicals - LIBRARY ONLY	-	-	-	-	
641 Textbooks	72,978	4,573	77,551	-	
650 Information Technology - Other (exclude below)	-	-	-	-	
650 Information Technology - Instruction (func 1000)	12,082	-	12,082	-	
651 Instructional software	-	-	-	-	
652 Instruct. IT items of higher value (incl computers)	-	-	-	-	
653 Instructional web-based and similar programs	-	-	-	-	
TOTAL OPERATIONAL EXPENSES	1,022,384	29,049	1,051,433	155,646	
700 PROPERTY (\$5,000 or greater per unit)					
710 Land and Land Improvements	-	-	-	-	
720 Buildings	-	-	-	-	
730 Equipment - Instructional (exclude 734, 735 below)	-	-	-	-	
734 Instructional Computer Hardware	-	-	-	-	
735 Instructional Technology Software	-	-	-	-	
730 Equipment - Transportation Function 2700	-	-	-	-	
730 Equipment/Software - Non-instructional	-	-	-	-	
730 Capital Lease-Instructional equip (exclude 734, 735 below)	-	-	-	-	
734 Capital Lease Instructional Computer Hardware	-	-	-	-	
735 Capital Lease - Instructional Technology software	-	-	-	-	
730 Capital Lease - Transportation Function 2700	-	-	-	-	
730 Capital Lease - Non-instructional Equipment/Software	-	-	-	-	
740 Infrastructure	-	-	-	-	
790 Depreciation	39,064	-	39,064	-	
700 TOTAL ALL PROPERTY	39,064	-	39,064	-	
SUBTOTAL EXPENSES	2,699,558	77,582	2,777,140	181,857	
Changes to Balance Sheet/Statement of Net assets:					
711 Reserve for Inventory	-	-	-	-	
712 Reserve for Prepaids	-	-	-	-	
713 Reserve for Encumbrances	-	-	-	-	
714 Other Reserves	-	-	-	-	
Total changes Reserves: Fund balances/Fund Net Asset	-	-	-	-	
SUBTOTAL EXPENSES & BALANCE SHEET	2,699,558	77,582	2,777,140	181,857	
800 Debt Services & Misc (exclude 891 and 893)	-	-	-	-	
893 Indirect Costs	-	-	-	-	
900 Other - Exclude 910 and 990	-	-	-	-	

NRS 387.303 REPORT, FOR THE FISCAL YEAR ENDED JUNE 30, 2017

SCHOOL DISTRICT/CHARTER SCHOOL:
[Rainbow Dreams Academy](#)

		General Fund	State Sp Education Fund	Combined GF & Special Ed	Total Governmental Funds	Total
		Fund 100	Fund 250		Funds 260,270,290,300,400	Funds
DESCRIPTION		FY2017 ACTUAL	FY2017 ACTUAL	FY2017 ACTUAL	FY2017 ACTUAL	
910	Transfers out (not listed below)	-	-	-	-	
971	Pass through Dollars to Other School Districts	-	-	-	-	
972	Pass through Dollars to Charter Schools	-	-	-	-	
973	Pass through Dollars to Other Entities	-	-	-	-	
Balances:						
891	Contingency	-	-	-	-	
990	Ending Balance	(105,695)	-	(105,695)	(0)	
TOTAL ENDING BALANCE		(105,695)	-	(105,695)	(0)	
TOTAL USES		2,593,863	77,582	2,671,445	181,857	
WORKSHEET BALANCE		(0)	0	(0)	-	

NRS 387.303 REPORT, FOR THE FISCAL YEAR ENDED JUNE 30, 2017

SCHOOL DISTRICT/CHARTER SCHOOL:
[Rainbow Dreams Academy](#)

	General Fund	State Sp Education Fund	Combined GF & Special Ed	Total Governmental Funds	Total
	Fund 100	Fund 250		Funds 260,270,290,300,400	Funds
	FY2017	FY2017	FY2017	FY2017	
DESCRIPTION	ACTUAL	ACTUAL	ACTUAL	ACTUAL	

UNLOCKED CELLS ARE BELOW
PLEASE USE THIS SPACE FOR ANY COMMENTS OR

TO EXPLAIN ALL "OTHER" EXPENSES

State Grants 210, 230, 240	Total Federal Grants Fund 280	Total All Funds
FY2017 ACTUAL	FY2017 ACTUAL	FY2017 ACTUAL
-	-	-
-	-	-
-	-	-
-	-	-
-	-	-
-	-	-
-	-	-
-	-	-
-	-	-
-	-	-
-	-	-
-	-	-
-	-	-
-	-	-
-	-	181,857
-	-	-
-	-	-
-	-	77,709
-	-	77,582
-	-	-
-	-	337,147
-	-	-
-	-	-
-	-	2,339,525
-	-	(3,098)
-	-	35,831
-	-	-
-	-	-
146,900	-	146,900
-	-	-
(86,492)	-	(86,492)
-	-	-
60,407	-	2,432,665
-	-	-
-	-	-
45,930	84,820	130,750
-	-	-
-	-	-
45,930	84,820	130,750
-	-	-
-	-	-
-	-	-
-	-	-
-	-	-
-	-	-
-	-	143,896
106,337	84,820	3,044,458
-	-	-
-	-	-
-	-	-
-	-	-
-	-	-
106,337	84,820	3,044,458

1951 Revenue from other school districts should be used by district sponsored Charter Schools to record funds from their sponsor district, including federal funds (districts will report their total federal funds received)

Be sure to include opening fund balances from your prior year audit.

712 - Items prepaid in the current fiscal year which are to be delivered or utilized in the next fiscal year such as rent or

DISTRICT FYear
Rainbow D FY2017

NDE Database
SCH_DIST Fyear
Rainbow D FY2017

SCH_DIST Fyear
Rainbow D FY2017

UNLOCKED CELLS ARE BELOW
PLEASE USE THIS SPACE FOR ANY COMMENTS OR

TO EXPLAIN ALL "OTHER" EXPENSES

DISTRICT FYear
Rainbow D FY2017

State Grants	Total Federal Grants	Total All Funds
210, 230, 240	Fund 280	
FY2017	FY2017	FY2017
ACTUAL	ACTUAL	ACTUAL

	FTE's		FTE's	
60,407	0.50	18,042	18.00	732,379
-	0.00	-	0.00	-
-	-	-	-	29,914
-	0	-	0	-
60,407	0.50	18,042	18.00	762,293
35,205	0.00	-	1.00	35,205
-	0.00	-	9.50	222,196
-	-	-	-	-
-	0	-	0	-
35,205	0.00	-	10.50	257,401
-	0.00	-	3.00	304,292
-	0.00	-	0.00	-
-	-	-	-	-
-	0	-	0	-
-	0.00	-	3.00	304,292
-	0.00	-	0.00	-
-	0.00	-	1.50	47,042
-	-	-	-	-
-	0	-	0	-
-	0.00	-	1.50	47,042
-	0.00	-	0.00	-
-	0	-	0	-
95,612	0.50	18,042	33.00	1,371,028

NOTE: FOR STAFFING CHANGES, ADJUST NUMBER ON
"STAFF" TAB

Check the FTE Salary Calculations tab to assure the dollar
amounts and FTEs entered in the Staff tab generate a
"reasonable" average salary for each Function.

What types of benefits are included here? Please list health
insurance in Object Code 280.

2,615	-	86,649
-	-	31,208
-	-	1,749
-	-	-
2,615	-	119,605
2.74%	0.00%	8.72%
-	-	14,909
-	-	3,693
-	-	-
-	-	825
-	-	19,427
0.00%	0.00%	1.42%
3,801	-	145,608
-	-	41,551
-	-	64,183
-	-	10,654
3,801	-	261,996
3.98%	0.00%	19.11%

UNLOCKED CELLS ARE BELOW
PLEASE USE THIS SPACE FOR ANY COMMENTS OR

TO EXPLAIN ALL "OTHER" EXPENSES

State Grants 210, 230, 240	Total Federal Grants Fund 280	Total All Funds
FY2017 ACTUAL	FY2017 ACTUAL	FY2017 ACTUAL
1,140	-	9,324
-	-	3,225
-	-	4,206
-	-	3,693
1,140	-	20,448
1.19%	0.00%	1.49%
-	-	-
-	-	-
-	-	-
-	-	-
-	-	-
0.00%	0.00%	0.00%
-	-	15,538
-	-	4,380
-	-	2,544
-	-	1,088
-	-	23,550
0.00%	0.00%	1.72%
-	-	5,751
-	-	1,990
-	-	1,156
-	-	494
-	-	9,391
0.00%	0.00%	0.68%
-	-	-
-	-	-
-	-	-
-	-	-
0.00%	0.00%	0.00%
-	-	5,686
-	-	1,603
-	-	931
-	-	398
0	0	8,618
-	-	0
7,556	-	463,035
-	-	-
-	-	-
-	-	-
-	-	-
-	-	-
103,168	18,042	1,834,064
-	-	46,774
-	-	66,738
3,169	29,800	36,757
-	-	170,607
-	-	-
-	-	29,889
-	-	18,210

Student Programs/Activities, i.e. movement, fundraising, etc.

DISTRICT FYear
Rainbow D FY2017

UNLOCKED CELLS ARE BELOW
PLEASE USE THIS SPACE FOR ANY COMMENTS OR

TO EXPLAIN ALL "OTHER" EXPENSES

DISTRICT FYear
Rainbow D FY2017

State Grants 210, 230, 240 FY2017 ACTUAL	Total Federal Grants Fund 280 FY2017 ACTUAL	Total All Funds FY2017 ACTUAL
-	-	55,784
-	-	-
-	-	-
-	-	-
-	-	21,809
-	-	-
-	-	426,689
-	-	-
-	-	-
-	-	-
-	-	-
-	-	13,620
-	-	2,120
-	-	-
-	-	31,005
-	-	-
-	-	2,105
-	-	495
-	-	3,367
-	-	10,366
-	-	-
-	-	-
-	-	-
-	-	35,831
-	-	-
-	13,132	25,312
-	889	11,313
-	-	-
-	-	-
-	-	-
-	-	-
-	-	-
-	-	-
-	-	-
-	-	155,646
-	-	-
-	3,839	3,839
-	18,118	95,669
-	-	-
-	-	12,082
-	1,000	1,000
-	-	-
-	-	-
3,169	66,778	1,277,026
-	-	-
-	-	-
-	-	-
-	-	-
-	-	-
-	-	-
-	-	-
-	-	-
-	-	-
-	-	-
-	-	-
-	-	-
-	-	39,064
-	-	39,064
106,337	84,820	3,150,154
-	-	-
-	-	-
-	-	-
-	-	-
-	-	-
106,337	84,820	3,150,154
-	-	-
-	-	-
-	-	-

570 Food Service Management costs should be placed here and not under professional services (320, 330 or 340). Use only with Fund 290

Remember to include Charter School Fees that were paid directly to your sponsor on your behalf.

630 Food -- generally food expenses should not be included in the general fund or special ed, and should be reported under Fund 290 Food.

713 Encumbrances -- purchase order or equivalent has been issued. This is usually relating to equipment.

UNLOCKED CELLS ARE BELOW
PLEASE USE THIS SPACE FOR ANY COMMENTS OR

TO EXPLAIN ALL "OTHER" EXPENSES

State Grants 210, 230, 240	Total Federal Grants Fund 280	Total All Funds
FY2017 ACTUAL	FY2017 ACTUAL	FY2017 ACTUAL
-	-	-
-	-	-
-	-	-
-	-	-
-	-	-
-	-	-
-	(0)	(105,696)
-	(0)	(105,696)
106,337	84,820	3,044,459
0	-	(0)

WORKSHEET BALANCE must be zero. If not, check revenues
and uses. The ending balance may need to be adjusted.

DISTRICT FYear
Rainbow D FY2017

UNLOCKED CELLS ARE BELOW
PLEASE USE THIS SPACE FOR ANY COMMENTS OR
TO EXPLAIN ALL "OTHER" EXPENSES

State Grants	Total Federal Grants	Total All Funds
210, 230, 240	Fund 280	
FY2017	FY2017	FY2017
ACTUAL	ACTUAL	ACTUAL

DISTRICT FYear
Rainbow D FY2017

UNLOCKED CELLS

UNLOCKED CELLS

UNLOCKED CELLS

UNLOCKED CELLS

THE COLUMNS BELOW THESE CELLS ARE UNLOCKED


UNLOCKED CELLS

THE COLUMNS BELOW THESE CELLS ARE UNLOCKED

UNLOCKED CELLS

2019	
Year	Value
2019	1.0
2018	1.0
2017	1.0
2016	1.0
2015	1.0
2014	1.0
2013	1.0
2012	1.0
2011	1.0
2010	1.0
2009	1.0
2008	1.0
2007	1.0
2006	1.0
2005	1.0
2004	1.0
2003	1.0
2002	1.0
2001	1.0
2000	1.0
1999	1.0
1998	1.0
1997	1.0
1996	1.0
1995	1.0
1994	1.0
1993	1.0
1992	1.0
1991	1.0
1990	1.0
1989	1.0
1988	1.0
1987	1.0
1986	1.0
1985	1.0
1984	1.0
1983	1.0
1982	1.0
1981	1.0
1980	1.0
1979	1.0
1978	1.0
1977	1.0
1976	1.0
1975	1.0
1974	1.0
1973	1.0
1972	1.0
1971	1.0
1970	1.0
1969	1.0
1968	1.0
1967	1.0
1966	1.0
1965	1.0
1964	1.0
1963	1.0
1962	1.0
1961	1.0
1960	1.0
1959	1.0
1958	1.0
1957	1.0
1956	1.0
1955	1.0
1954	1.0
1953	1.0
1952	1.0
1951	1.0
1950	1.0
1949	1.0
1948	1.0
1947	1.0
1946	1.0
1945	1.0
1944	1.0
1943	1.0
1942	1.0
1941	1.0
1940	1.0
1939	1.0
1938	1.0
1937	1.0
1936	1.0
1935	1.0
1934	1.0
1933	1.0
1932	1.0
1931	1.0
1930	1.0
1929	1.0
1928	1.0
1927	1.0
1926	1.0
1925	1.0
1924	1.0
1923	1.0
1922	1.0
1921	1.0
1920	1.0
1919	1.0
1918	1.0
1917	1.0
1916	1.0
1915	1.0
1914	1.0
1913	1.0
1912	1.0
1911	1.0
1910	1.0
1909	1.0
1908	1.0
1907	1.0
1906	1.0
1905	1.0
1904	1.0
1903	1.0
1902	1.0
1901	1.0
1900	1.0
1899	1.0
1898	1.0
1897	1.0
1896	1.0
1895	1.0
1894	1.0
1893	1.0
1892	1.0
1891	1.0
1890	1.0
1889	1.0
1888	1.0
1887	1.0
1886	1.0
1885	1.0
1884	1.0
1883	1.0
1882	1.0
1881	1.0
1880	1.0
1879	1.0
1878	1.0
1877	1.0
1876	1.0
1875	1.0
1874	1.0
1873	1.0
1872	1.0
1871	1.0
1870	1.0
1869	1.0
1868	1.0
1867	1.0
1866	1.0
1865	1.0
1864	1.0
1863	1.0
1862	1.0
1861	1.0
1860	1.0
1859	1.0
1858	1.0
1857	1.0
1856	1.0
1855	1.0
1854	1.0
1853	1.0
1852	1.0
1851	1.0
1850	1.0
1849	1.0
1848	1.0
1847	1.0
1846	1.0
1845	1.0
1844	1.0
1843	1.0
1842	1.0
1841	1.0
1840	1.0
1839	1.0
1838	1.0
1837	1.0
1836	1.0
1835	1.0
1834	1.0
1833	1.0
1832	1.0
1831	1.0
1830	1.0
1829	1.0
1828	1.0
1827	1.0

[illegible]



PLEASE CHECK THESE SALARIES FOR REASONABLENESS!!!

CALCULATION OF AVERAGE SALARIES PER FTE AS REPORTED ON MAJOR FUNDS TAB

FY2017

	General Fund	State Sp Ed Fund	Combined	Governmental Funds	Total State Grants	Total Federal Grants	Total All Funds
			GF & Special Ed				
Function 1000 INSTRUCTION							
Licensed, Average Salary per FTE	40,860	41,023	40,871	0	40,271	36,084	40,688
Non-Licensed, Average Salary per FTE	0	0	0	0	0	0	0
Functions 2100, 2200: Student/Instruction SUPPORT							
Licensed, Average Salary per FTE	0	0	0	0	35,205	0	35,205
Non-Licensed, Average Salary per FTE	23,057	0	23,057	26,211	0	0	23,389
Functions 2300,2400: ADMINISTRATION SUPPORT							
Licensed, Average Salary per FTE	101,431	0	101,431	0	0	0	101,431
Non-Licensed, Average Salary per FTE	0	0	0	0	0	0	0
Functions 2500,2600,2700,2900: OTHER SUPPORT							
Licensed, Average Salary per FTE	0	0	0	0	0	0	0
Non-Licensed, Average Salary per FTE	31,361	0	31,361	0	0	0	31,361
ALL OTHER STAFF							
Non-Instructional Staff, Functions 3100-4900, per FTE	0	0	0	0	0	0	0

PLEASE CHECK THESE SALARIES FOR REASONABLENESS!!!

CALCULATION OF AVERAGE SALARIES AS REPORTED ON BUDGET MAJOR FUNDS TAB

FY2018

	General Fund	State Sp Ed Fund	Combined	Governmental Funds	Total State Grants	Total Federal Grants	Total All Funds
			GF & Special Ed				
Function 1000 INSTRUCTION							
Licensed, Average Salary per FTE	35,876	50,622	36,798	0	65,766	0	40,016
Non-Licensed, Average Salary per FTE	0	0	0	0	0	0	0
Functions 2100, 2200: Student/Instruction SUPPORT							
Licensed, Average Salary per FTE	0	0	0	0	0	0	0
Non-Licensed, Average Salary per FTE	32,924	0	32,924	#DIV/0!	0	0	37,352
Functions 2300,2400: ADMINISTRATION SUPPORT							
Licensed, Average Salary per FTE	126,825	0	126,825	0	0	0	126,825
Non-Licensed, Average Salary per FTE	0	0	0	0	0	0	0
Functions 2500,2600,2700,2900: OTHER SUPPORT							
Licensed, Average Salary per FTE	82,400	0	82,400	0	0	56,774	69,587
Non-Licensed, Average Salary per FTE	30,724	0	30,724	0	0	0	30,724
ALL OTHER STAFF							
Non-Instructional Staff, Functions 3100-4900, per FTE	0	0	0	0	0	0	0

Note: Make sure that you are reporting Health Insurance (fund 702), Workers Compensation (fund 703), and Unemployment Compensation (fund 704) in the General Fund expenditures so that these costs are included in the DSA calculations by NDE, LCB & Budget. Adjust any Fund Balance transfers as necessary. To sum up, LCB and Budget cannot factor in these expenditures if they are not reported in the General Fund. They have no other way of knowing how much they are.

Other governmental funds

Rainbow Dreams Academy		Total FTEs	Funds	Fund 260	Fund 270 (Exclude 271, 272, 273)	Fund 271	Fund 272	Fund 290 includes grants 800-815	Fund 300	Fund 400
SCHOOL DISTRICT/CHARTER SCHOOL: DESCRIPTION				Gifts and Donations	Other Special/Misc Fund	Net Proceed Mitigation	Revenue Stabilization	Food Service Fund	Capital Projects Fund	Debt Service Funds
Rev:	RESOURCES									
1000	Local Revenue (see below)									
1110	Ad Valorem Taxes per DSA payments	0	0	0	0	0	0	0	0	0
	Amount to true-up actual Ad Valorem Taxes	0	0	0	0	0	0	0	0	0
1120	Sales & Use Taxes / LSST (Local Sch supp)	0	0	0	0	0	0	0	0	0
	Amount to true-up actual LSST Taxes	0	0	0	0	0	0	0	0	0
1140	Penalties and Interest on taxes	0	0	0	0	0	0	0	0	0
1150	Residential Construction Tax	0	0	0	0	0	0	0	0	0
1190	Other Local Taxes	0	0	0	0	0	0	0	0	0
1191	Franchise Fees	0	0	0	0	0	0	0	0	0
1192	Governmental Services Tax	0	0	0	0	0	0	0	0	0
1200	Rev from other local govnm't units (not SD)	0	0	0	0	0	0	0	0	0
1300	Tuition	0	0	0	0	0	0	0	0	0
1400	Transportation fees	0	0	0	0	0	0	0	0	0
1500	Investment Income	0	0	0	0	0	0	0	0	0
1600	Food Services	181,857	0	0	0	0	181,857	0	0	0
1700	District Activities (not student activities)	0	0	0	0	0	0	0	0	0
1800	Revenue from Community Services Activities	0	0	0	0	0	0	0	0	0
1900	Other rev from local sources-less CS fee below	0	0	0	0	0	0	0	0	0
1951	Misc revenue from other NV school districts	0								
1951	Charter School Fees portion of code 1951	0	0	0	0	0	0	0	0	0
1000	Total Local Revenue:	181,857	0	0	0	0	181,857	0	0	0
2000	Revenue from Intermediate Sources	0	0	0	0	0	0	0	0	0
3000	State Revenue (see below)									
3100	Unrestricted Grants-in-aid (DSA)-as of 6/30/17	0	0	0	0	0	0	0	0	0
	DSA True Up Adjustments	0	0	0	0	0	0	0	0	0
	Charter School Sponsor Fee Withheld from DSA	0	0	0	0	0	0	0	0	0
	FY16 DSA recorded in FY17 (+ or -)	0	0	0	0	0	0	0	0	0
	FY17 DSA recorded in FY18 (+ or -)	0	0	0	0	0	0	0	0	0
3200	State Govnm't restricted funding/grants-in-aid	0	0	0	0	0	0	0	0	0
	FY16 State revenue recorded in FY17	0	0	0	0	0	0	0	0	0
	FY17 State rev. recorded in FY18 (+ or -)	0	0	0	0	0	0	0	0	0
3800	Revenue in Lieu of Taxes	0	0	0	0	0	0	0	0	0
3000	Total State Revenue:	0	0	0	0	0	0	0	0	0
4000	Federal Sources (see below)									
	Public Law 874 (Impact Aid) - codes 420-422	0	0	0	0	0	0	0	0	0
	Forest Reserve - Codes 401-402	0	0	0	0	0	0	0	0	0
	Other Federal Support - other codes 400-899	0	0	0	0	0	0	0	0	0
	FY16 Federal revenue recorded in FY17	0	0	0	0	0	0	0	0	0
	FY17 Fed rev recorded in FY18 (+ or -)	0	0	0	0	0	0	0	0	0
4000	Total Federal Revenue	0	0	0	0	0	0	0	0	0
5100	Issuance of Bonds	0	0	0	0	0	0	0	0	0
5200	Fund Transfers In	0	0	0	0	0	0	0	0	0
5300	Proceeds from disposal of property	0	0	0	0	0	0	0	0	0
5400	Loan Proceeds	0	0	0	0	0	0	0	0	0
5500	Capital Lease Proceeds	0	0	0	0	0	0	0	0	0
5600	Other Long-term Debt Proceeds	0	0	0	0	0	0	0	0	0
6000	Other Items	0	0	0	0	0	0	0	0	0
8000	OPENING FUND BALANCE	0	0	0	0	0	0	0	0	0
	SUBTOTAL RESOURCES	181,857	0	0	0	0	181,857	0	0	0
Balance Sheet/Statement of Net assets:										
711	Reserve for Inventory	0	0	0	0	0	0	0	0	0
712	Reserve for Prepaids	0	0	0	0	0	0	0	0	0
713	Reserve for Encumbrances	0	0	0	0	0	0	0	0	0
714	Other Reserves	0	0	0	0	0	0	0	0	0

Other governmental funds

FY2017 NRS 387.303 REPORT		ACTUAL		Note: Make sure that you are reporting Health Insurance (fund 702), Workers Compensation (fund 703), and Unemployment Compensation (fund 704) in the General Fund expenditures so that these costs are included in the DSA calculations by NDE, LCB & Budget. Adjust any Fund Balance transfers as necessary. To sum up, LCB and Budget cannot factor in these expenditures if they are not reported in the General Fund. They have no other way of knowing how much they are.						
Other governmental funds		TOTAL								
Rainbow Dreams Academy		Other Governmental								
SCHOOL DISTRICT/CHARTER SCHOOL:		Funds		Fund 260	Fund 270	Fund 271	Fund 272	Fund 290	Fund 300	Fund 400
DESCRIPTION	Total FTEs			Gifts and Donations	(Exclude 271, 272, 273) Other Special/Misc Fund	Net Proceed Mitigation	Revenue Stabilization	includes grants 800-815 Food Service Fund	Capital Projects Fund	Debt Service Funds
Subtotal Reserves: Fund balances/Fund Net Asset			0	0	0	0	0	0	0	0
GRAND TOTAL RESOURCES			181,857	0	0	0	0	181,857	0	0
EXPENDITURES										
OBJECT CODE 100 SALARIES	FTE's									
Function 1000 INSTRUCTION										
Licensed	0.00	0	0	0	0	0	0	0	0	0
Non-Licensed	0.00	0	0	0	0	0	0	0	0	0
Substitutes		0	0	0	0	0	0	0	0	0
Extra Duty Assignments (enter # in FTE column)	0	0	0	0	0	0	0	0	0	0
Note: # of extra duty assignments are not in FTE total										
Total Instructional Personnel	0.00	0	0	0	0	0	0	0	0	0
Functions 2100, 2200: Student/Instruction SUPPORT										
Licensed	0.00	0	0	0	0	0	0	0	0	0
Non-Licensed	1.00	26,211	0	0	0	0	0	26,211	0	0
Substitutes		0	0	0	0	0	0	0	0	0
Extra Duty Assignments (enter # in FTE column)	0	0	0	0	0	0	0	0	0	0
Note: # of extra duty assignments are not in FTE total										
Total Student / Instructional Support	1.00	26,211	0	0	0	0	0	26,211	0	0
Functions 2300,2400: ADMINISTRATION SUPPORT										
Licensed	0.00	0	0	0	0	0	0	0	0	0
Non-Licensed	0.00	0	0	0	0	0	0	0	0	0
Substitutes		0	0	0	0	0	0	0	0	0
Extra Duty Assignments (enter # in FTE column)	0	0	0	0	0	0	0	0	0	0
Note: # of extra duty assignments are not in FTE total										
Total Administration Support Personnel	0.00	0	0	0	0	0	0	0	0	0
Functions 2500,2600,2700,2900: OTHER SUPPORT										
Licensed	0.00	0	0	0	0	0	0	0	0	0
Non-Licensed	0.00	0	0	0	0	0	0	0	0	0
Substitutes		0	0	0	0	0	0	0	0	0
Extra Duty Assignments (enter # in FTE column)	0	0	0	0	0	0	0	0	0	0
Note: # of extra duty assignments are not in FTE total										
Total Other Support Personnel	0.00	0	0	0	0	0	0	0	0	0
ALL OTHER STAFF										
Non-Instructional Staff, Functions 3100-4900	0.00	0	0	0	0	0	0	0	0	0
Extra Duty Assignments (enter # in FTE column)	0	0	0	0	0	0	0	0	0	0
Note: # of extra duty assignments are not in FTE total										
TOTAL PERSONNEL and SALARIES	1.00	26,211	0	0	0	0	0	26,211	0	0
OBJECT CODE 200 BENEFITS										
210 Group Insurance Costs: (Omit object 218)										
Instructional Personnel (1000)		0	0	0	0	0	0	0	0	0
Studt & Instr Support Personnel (2100/2200)		0	0	0	0	0	0	0	0	0
Admin. Personnel (2300/2400)		0	0	0	0	0	0	0	0	0
Other Personnel (not including retirees)		0	0	0	0	0	0	0	0	0
210 TOTAL GROUP INSURANCE COSTS		0	0	0	0	0	0	0	0	0
Percent of Total Salaries		0.00%	0.00%	0.00%	0.00%	0.00%	0.00%	0.00%	0.00%	0.00%
220 Social Security										
Instructional Personnel (1000)		0	0	0	0	0	0	0	0	0
Studt & Instr Support Personnel (2100/2200)		0	0	0	0	0	0	0	0	0
Admin. Personnel (2300/2400)		0	0	0	0	0	0	0	0	0
Other Personnel		0	0	0	0	0	0	0	0	0
220 TOTAL Social Security		0	0	0	0	0	0	0	0	0
Percent of Total Salaries		0.00%	0.00%	0.00%	0.00%	0.00%	0.00%	0.00%	0.00%	0.00%
230 Retirement:										

Note: Make sure that you are reporting Health Insurance (fund 702), Workers Compensation (fund 703), and Unemployment Compensation (fund 704) in the General Fund expenditures so that these costs are included in the DSA calculations by NDE, LCB & Budget. Adjust any Fund Balance transfers as necessary. To sum up, LCB and Budget cannot factor in these expenditures if they are not reported in the General Fund. They have no other way of knowing how much they are.

Other governmental funds

Rainbow Dreams Academy		Total FTEs	Funds	Fund 260	Fund 270 (Exclude 271, 272, 273) Other Special/Misc Fund	Fund 271	Fund 272	Fund 290 includes grants 800-815	Fund 300	Fund 400
SCHOOL DISTRICT/CHARTER SCHOOL: DESCRIPTION				Gifts and Donations		Net Proceed Mitigation	Revenue Stabilization	Food Service Fund	Capital Projects Fund	Debt Service Funds
230	Instructional Personnel (1000)		0	0	0	0	0	0	0	0
	Studt & Instr Support Personnel (2100/2200)		0	0	0	0	0	0	0	0
	Admin. Personnel (2300/2400)		0	0	0	0	0	0	0	0
	Other Personnel		0	0	0	0	0	0	0	0
	TOTAL RETIREMENT		0	0	0	0	0	0	0	0
	Percent of Total Salaries		0.00%	0.00%	0.00%	0.00%	0.00%	0.00%	0.00%	0.00%
	240	Medicare:								
Instructional Personnel (1000)			0	0	0	0	0	0	0	0
Studt & Instr Support Personnel (2100/2200)			0	0	0	0	0	0	0	0
Admin. Personnel (2300/2400)			0	0	0	0	0	0	0	0
Other Personnel			0	0	0	0	0	0	0	0
TOTAL MEDICARE			0	0	0	0	0	0	0	0
Percent of Total Salaries			0.00%	0.00%	0.00%	0.00%	0.00%	0.00%	0.00%	0.00%
250	Tuition Reimbursement:									
	Instructional Personnel (1000)		0	0	0	0	0	0	0	0
	Studt & Instr Support Personnel (2100/2200)		0	0	0	0	0	0	0	0
	Admin. Personnel (2300/2400)		0	0	0	0	0	0	0	0
	Other Personnel		0	0	0	0	0	0	0	0
	TOTAL TUITION REIMBURSEMENT		0	0	0	0	0	0	0	0
	Percent of Total Salaries		0.00%	0.00%	0.00%	0.00%	0.00%	0.00%	0.00%	0.00%
260	Unemployment Compensation:									
	Instructional Personnel (1000)		0	0	0	0	0	0	0	0
	Studt & Instr Support Personnel (2100/2200)		0	0	0	0	0	0	0	0
	Admin. Personnel (2300/2400)		0	0	0	0	0	0	0	0
	Other Personnel		0	0	0	0	0	0	0	0
	TOTAL UNEMPLOYMENT COMP		0	0	0	0	0	0	0	0
	Percent of Total Salaries		0.00%	0.00%	0.00%	0.00%	0.00%	0.00%	0.00%	0.00%
270	Worker's Compensation:									
	Instructional Personnel (1000)		0	0	0	0	0	0	0	0
	Studt & Instr Support Personnel (2100/2200)		0	0	0	0	0	0	0	0
	Admin. Personnel (2300/2400)		0	0	0	0	0	0	0	0
	Other Personnel		0	0	0	0	0	0	0	0
	TOTAL WORKER'S COMPENSATION		0	0	0	0	0	0	0	0
	Percent of Total Salaries		0.00%	0.00%	0.00%	0.00%	0.00%	0.00%	0.00%	0.00%
280	Health Benefits: (Omit object 289)									
	Instructional Personnel (1000)		0	0	0	0	0	0	0	0
	Studt & Instr Support Personnel (2100/2200)		0	0	0	0	0	0	0	0
	Admin. Personnel (2300/2400)		0	0	0	0	0	0	0	0
	Other Personnel (not including retirees)		0	0	0	0	0	0	0	0
	TOTAL HEALTH BENEFITS		0	0	0	0	0	0	0	0
	Percent of Total Salaries		0.00%	0.00%	0.00%	0.00%	0.00%	0.00%	0.00%	0.00%
290	Other Benefits:									
	Instructional Personnel (1000)		0	0	0	0	0	0	0	0
	Studt & Instr Support Personnel (2100/2200)		0	0	0	0	0	0	0	0
	Admin. Personnel (2300/2400)		0	0	0	0	0	0	0	0
	Other Personnel		0	0	0	0	0	0	0	0
	TOTAL OTHER BENEFITS		0	0	0	0	0	0	0	0
	Percent of Total Salaries		0.00%	0.00%	0.00%	0.00%	0.00%	0.00%	0.00%	0.00%
SUBTOTAL FRINGE BENEFITS AND OTHER COSTS			0	0	0	0	0	0	0	
218	Retired Employee Group Insurance Subsidy									
	PEBS		0	0	0	0	0	0	0	0
	Other (Not PEBS)		0	0	0	0	0	0	0	0
289	Retired Health Annual Required Contribution									
	PEBS (held for OPEB liabilities)		0	0	0	0	0	0	0	0
	Other (Not PEBS)		0	0	0	0	0	0	0	0

Other governmental funds

FY2017 NRS 387.303 REPORT		ACTUAL		Note: Make sure that you are reporting Health Insurance (fund 702), Workers Compensation (fund 703), and Unemployment Compensation (fund 704) in the <u>General Fund</u> expenditures so that these costs are included in the DSA calculations by NDE, LCB & Budget. Adjust any Fund Balance transfers as necessary. To sum up, LCB and Budget cannot factor in these expenditures if they are not reported in the General Fund. They have no other way of knowing how much they are.					
Other governmental funds		TOTAL							
Rainbow Dreams Academy		Other Governmental							
SCHOOL DISTRICT/CHARTER SCHOOL:		Funds	Fund 260	Fund 270	Fund 271	Fund 272	Fund 290	Fund 300	Fund 400
DESCRIPTION	Total FTEs		Gifts and Donations	(Exclude 271, 272, 273) Other Special/Misc Fund	Net Proceed Mitigation	Revenue Stabilization	includes grants 800-815 Food Service Fund	Capital Projects Fund	Debt Service Funds
TOTAL SALARIES & FRINGE BENEFITS		26,211	0	0	0	0	26,211	0	0
300-600	OPERATIONAL EXPENSES - all functions								
PURCHASED PROF &TECH SERVICES									
310	Official/Administrative Services	0	0	0	0	0	0	0	0
320	Professional Educational Services	0	0	0	0	0	0	0	0
330	Professional Employee Training/Development	0	0	0	0	0	0	0	0
340	Other Professional Services	0	0	0	0	0	0	0	0
345	Marketing Services	0	0	0	0	0	0	0	0
350	Technical Services	0	0	0	0	0	0	0	0
360	Other Specialized Services not included above	0	0	0	0	0	0	0	0
PURCHASED PROPERTY SERVICES									
410	Utility Services	0	0	0	0	0	0	0	0
420	Cleaning Services	0	0	0	0	0	0	0	0
421	Garbage / Disposal	0							
422	Janitorial / Custodial Services	0							
430	Repairs and Maintenance Services	0	0	0	0	0	0	0	0
440	Rentals: see below								
441	Rentals of land and buildings	0	0	0	0	0	0	0	0
442	Rentals of equipment and vehicles	0	0	0	0	0	0	0	0
443	Rentals of computers and related equipment	0	0	0	0	0	0	0	0
444	Rental of other items (such as supplies, books)	0							
450	Construction Services	0	0	0	0	0	0	0	0
490	Other Purchased Property Services	0	0	0	0	0	0	0	0
OTHER PURCHASED SERVICES									
510	Student Transportation Services	0	0	0	0	0	0	0	0
520	Insurance: see below								
521	Property Insurance	0	0	0	0	0	0	0	0
522	Liability Insurance	0	0	0	0	0	0	0	0
523	Fidelity / Other Insurance	0	0	0	0	0	0	0	0
530	Postage/Communications	0	0	0	0	0	0	0	0
540	Advertising	0	0	0	0	0	0	0	0
550	Printing and Binding	0	0	0	0	0	0	0	0
560	Tuition	0	0	0	0	0	0	0	0
570	Food Service Management	0	0	0	0	0	0	0	0
580	Travel (staff)	0	0	0	0	0	0	0	0
590	Interagency Purch Serv less CS fees below	0	0	0	0	0	0	0	0
591	Charter School Fees to sponsor	0	0	0	0	0	0	0	0
591	CS EMO payments not reported elsewhere	0	0	0	0	0	0	0	0
SUPPLIES (Less than \$5,000 per unit)									
610	General Supplies - Instructional (funct 1000)	0	0	0	0	0	0	0	0
610	General Supplies - Library (funct 2220)	0	0	0	0	0	0	0	0
610	General Supplies - Other	0	0	0	0	0	0	0	0
612	Gen Supplies of Higher Value (exclude instruct)	0	0	0	0	0	0	0	0
612	Gen supplies of Higher Value - instructional	0	0	0	0	0	0	0	0
620	Energy (see below)								
621	Energy - Natural Gas	0	0	0	0	0	0	0	0
622	Energy - Electricity	0	0	0	0	0	0	0	0
623	Energy - Bottled Gas	0	0	0	0	0	0	0	0
624	Energy - Oil	0	0	0	0	0	0	0	0
625	Energy - Coal	0	0	0	0	0	0	0	0
626	Energy - Gasoline	0	0	0	0	0	0	0	0
629	Energy - Other	0	0	0	0	0	0	0	0
630	Food (food service program only)	155,646	0	0	0	0	155646	0	0
640	Books and Periodicals-NO textbooks nor library	0	0	0	0	0	0	0	0
640	Books and Periodicals - LIBRARY ONLY	0	0	0	0	0	0	0	0

Other governmental funds

ACTUAL		Note: Make sure that you are reporting Health Insurance (fund 702), Workers Compensation (fund 703), and Unemployment Compensation (fund 704) in the General Fund expenditures so that these costs are included in the DSA calculations by NDE, LCB & Budget. Adjust any Fund Balance transfers as necessary. To sum up, LCB and Budget cannot factor in these expenditures if they are not reported in the General Fund. They have no other way of knowing how much they are.							
TOTAL									
Other Governmental									
Funds									
SCHOOL DISTRICT/CHARTER SCHOOL: DESCRIPTION	Total FTEs	Fund 260	Fund 270	Fund 271	Fund 272	Fund 290	Fund 300	Fund 400	
		Gifts and Donations	(Exclude 271, 272, 273) Other Special/Misc Fund	Net Proceed Mitigation	Revenue Stabilization	includes grants 800-815 Food Service Fund	Capital Projects Fund	Debt Service Funds	
641 Textbooks		0	0	0	0	0	0	0	0
650 Information Technology - Other (exclude below)		0	0	0	0	0	0	0	0
650 Information Technology - Instruction (func 1000)		0	0	0	0	0	0	0	0
651 Instructional software		0	0	0	0	0	0	0	0
652 Instruct. IT items of higher value (incl computers)		0	0	0	0	0	0	0	0
653 Instructional web-based and similar programs		0	0	0	0	0	0	0	0
TOTAL OPERATIONAL EXPENSES		155,646	0	0	0	155,646	0	0	0
700 PROPERTY (\$5,000 or greater per unit)									
710 Land and Land Improvements		0	0	0	0	0	0	0	0
720 Buildings		0	0	0	0	0	0	0	0
730 Equipment - Instructional (exclude 734, 735 below)		0	0	0	0	0	0	0	0
734 Instructional Computer Hardware		0	0	0	0	0	0	0	0
735 Instructional Technology Software		0	0	0	0	0	0	0	0
730 Equipment - Transportation Function 2700		0							
730 Equipment/Software - Non-instructional		0	0	0	0	0	0	0	0
730 Capital Lease-Instructional equip (exclude 734, 735 below)		0	0	0	0	0	0	0	0
734 Capital Lease Instructional Computer Hardware		0	0	0	0	0	0	0	0
735 Capital Lease - Instructional Technology software		0	0	0	0	0	0	0	0
730 Capital Lease - Transportation Function 2700		0							
730 Capital Lease - Non-instructional Equipment/Software		0	0	0	0	0	0	0	0
740 Infrastructure		0	0	0	0	0	0	0	0
790 Depreciation		0	0	0	0	0	0	0	0
700 TOTAL ALL PROPERTY		0	0	0	0	0	0	0	0
SUBTOTAL EXPENSES		181,857	0	0	0	181,857	0	0	0
Changes to Balance Sheet/Statement of Net assets:									
711 Reserve for Inventory		0	0	0	0	0	0	0	0
712 Reserve for Prepaids		0	0	0	0	0	0	0	0
713 Reserve for Encumbrances		0	0	0	0	0	0	0	0
714 Other Reserves		0	0	0	0	0	0	0	0
Total changes Reserves: Fund balances/Fund Net Asset		0	0	0	0	0	0	0	0
SUBTOTAL EXPENSES & BALANCE SHEET		181,857	0	0	0	181,857	0	0	0
800 Debt Services & Misc (exclude 891 and 893)		0	0	0	0	0	0	0	0
893 Indirect Costs		0	0	0	0	0	0	0	0
900 Other - Exclude 910 and 990		0	0	0	0	0	0	0	0
910 Transfers out (not listed below)		0	0	0	0	0	0	0	0
971 Pass through Dollars to Other School Districts		0	0	0	0	0	0	0	0
972 Pass through Dollars to Charter Schools		0	0	0	0	0	0	0	0
973 Pass through Dollars to Other Entities		0	0	0	0	0	0	0	0
Balances:									
891 Contingency		0	0	0	0	0	0	0	0
990 Ending Balance		0	0	0	0	0	0	0	0
TOTAL ENDING BALANCE		0	0	0	0	0	0	0	0
TOTAL USES		181,857	0	0	0	181,857	0	0	0
WORKSHEET BALANCE		(0)	0	0	0	(0)	0	0	0

Other governmental funds

Rainbow Dreams Academy	
SCHOOL DISTRICT/CHARTER SCHOOL:	
DESCRIPTION	
Rev:	RESOURCES
1000	Local Revenue (see below)
1110	Ad Valorem Taxes per DSA payments
	Amount to true-up actual Ad Valorem Taxes
1120	Sales & Use Taxes / LSST (Local Sch supp)
	Amount to true-up actual LSST Taxes
1140	Penalties and Interest on taxes
1150	Residential Construction Tax
1190	Other Local Taxes
1191	Franchise Fees
1192	Governmental Services Tax
1200	Rev from other local govnm't units (not SD)
1300	Tuition
1400	Transportation fees
1500	Investment Income
1600	Food Services
1700	District Activities (not student activities)
1800	Revenue from Community Services Activities
1900	Other rev from local sources-less CS fee below
1951	Misc revenue from other NV school districts
1951	Charter School Fees portion of code 1951
1000	Total Local Revenue:
2000	Revenue from Intermediate Sources
3000	State Revenue (see below)
3100	Unrestricted Grants-in-aid (DSA)-as of 6/30/17
	DSA True Up Adjustments
	Charter School Sponsor Fee Withheld from DSA
	FY16 DSA recorded in FY17 (+ or -)
	FY17 DSA recorded in FY18 (+ or -)
3200	State Govnm't restricted funding/grants-in-aid
	FY16 State revenue recorded in FY17
	FY17 State rev. recorded in FY18 (+ or -)
3800	Revenue in Lieu of Taxes
3000	Total State Revenue:
4000	Federal Sources (see below)
	Public Law 874 (Impact Aid) - codes 420-422
	Forest Reserve - Codes 401-402
	Other Federal Support - other codes 400-899
	FY16 Federal revenue recorded in FY17
	FY17 Fed rev recorded in FY18 (+ or -)
4000	Total Federal Revenue
5100	Issuance of Bonds
5200	Fund Transfers In
5300	Proceeds from disposal of property
5400	Loan Proceeds
5500	Capital Lease Proceeds
5600	Other Long-term Debt Proceeds
6000	Other Items
8000	OPENING FUND BALANCE
SUBTOTAL RESOURCES	
Balance Sheet/Statement of Net assets:	
711	Reserve for Inventory
712	Reserve for Prepaids
713	Reserve for Encumbrances
714	Other Reserves

Other governmental funds

Rainbow Dreams Academy	
SCHOOL DISTRICT/CHARTER SCHOOL:	
DESCRIPTION	
	Subtotal Reserves: Fund balances/Fund Net Asset
GRAND TOTAL RESOURCES	
EXPENDITURES	
OBJECT CODE 100 SALARIES	
Function 1000 INSTRUCTION	
Licensed	
Non-Licensed	
Substitutes	
Extra Duty Assignments (enter # in FTE column)	
Note: # of extra duty assignments are not in FTE to	
Total Instructional Personnel	
Functions 2100, 2200: Student/Instruction SUPPORT	
Licensed	
Non-Licensed	
Substitutes	
Extra Duty Assignments (enter # in FTE column)	
Note: # of extra duty assignments are not in FTE to	
Total Student / Instructional Support	
Functions 2300,2400: ADMINISTRATION SUPPORT	
Licensed	
Non-Licensed	
Substitutes	
Extra Duty Assignments (enter # in FTE column)	
Note: # of extra duty assignments are not in FTE to	
Total Administration Support Personnel	
Functions 2500,2600,2700,2900: OTHER SUPPORT	
Licensed	
Non-Licensed	
Substitutes	
Extra Duty Assignments (enter # in FTE column)	
Note: # of extra duty assignments are not in FTE to	
Total Other Support Personnel	
ALL OTHER STAFF	
Non-Instructional Staff, Functions 3100-4900	
Extra Duty Assignments (enter # in FTE column)	
Note: # of extra duty assignments are not in FTE to	
TOTAL PERSONNEL and SALARIES	
OBJECT CODE 200 BENEFITS	
210	Group Insurance Costs: (Omit object 218)
	Instructional Personnel (1000)
	Studt & Instr Support Personnel (2100/2200)
	Admin. Personnel (2300/2400)
	Other Personnel (not including retirees)
210	TOTAL GROUP INSURANCE COSTS
	Percent of Total Salaries
220	Social Security
	Instructional Personnel (1000)
	Studt & Instr Support Personnel (2100/2200)
	Admin. Personnel (2300/2400)
	Other Personnel
220	TOTAL Social Security
	Percent of Total Salaries
230	Retirement:

Other governmental funds

Rainbow Dreams Academy	
SCHOOL DISTRICT/CHARTER SCHOOL:	
DESCRIPTION	
	Instructional Personnel (1000)
	Studt & Instr Support Personnel (2100/2200)
	Admin. Personnel (2300/2400)
	Other Personnel
230	TOTAL RETIREMENT
	Percent of Total Salaries
240	Medicare:
	Instructional Personnel (1000)
	Studt & Instr Support Personnel (2100/2200)
	Admin. Personnel (2300/2400)
	Other Personnel
240	TOTAL MEDICARE
	Percent of Total Salaries
250	Tuition Reimbursement:
	Instructional Personnel (1000)
	Studt & Instr Support Personnel (2100/2200)
	Admin. Personnel (2300/2400)
	Other Personnel
250	TOTAL TUITION REIMBURSEMENT
	Percent of Total Salaries
260	Unemployment Compensation:
	Instructional Personnel (1000)
	Studt & Instr Support Personnel (2100/2200)
	Admin. Personnel (2300/2400)
	Other Personnel
260	TOTAL UNEMPLOYMENT COMP
	Percent of Total Salaries
270	Worker's Compensation:
	Instructional Personnel (1000)
	Studt & Instr Support Personnel (2100/2200)
	Admin. Personnel (2300/2400)
	Other Personnel
270	TOTAL WORKER'S COMPENSATION
	Percent of Total Salaries
280	Health Benefits: (Omit object 289)
	Instructional Personnel (1000)
	Studt & Instr Support Personnel (2100/2200)
	Admin. Personnel (2300/2400)
	Other Personnel (not including retirees)
280	TOTAL HEALTH BENEFITS
	Percent of Total Salaries
290	Other Benefits:
	Instructional Personnel (1000)
	Studt & Instr Support Personnel (2100/2200)
	Admin. Personnel (2300/2400)
	Other Personnel
290	TOTAL OTHER BENEFITS
	Percent of Total Salaries
SUBTOTAL FRINGE BENEFITS AND OTHER COSTS	
218	Retired Employee Group Insurance Subsidy
	PEBS
	Other (Not PEBS)
289	Retired Health Annual Required Contribution
	PEBS (held for OPEB liabilities)
	Other (Not PEBS)

Other governmental funds

Rainbow Dreams Academy	
SCHOOL DISTRICT/CHARTER SCHOOL:	
DESCRIPTION	
TOTAL SALARIES & FRINGE BENEFITS	
300-600	OPERATIONAL EXPENSES - all functions
PURCHASED PROF & TECH SERVICES	
310	Official/Administrative Services
320	Professional Educational Services
330	Professional Employee Training/Development
340	Other Professional Services
345	Marketing Services
350	Technical Services
360	Other Specialized Services not included above
PURCHASED PROPERTY SERVICES	
410	Utility Services
420	Cleaning Services
421	Garbage / Disposal
422	Janitorial / Custodial Services
430	Repairs and Maintenance Services
440	Rentals: see below
441	Rentals of land and buildings
442	Rentals of equipment and vehicles
443	Rentals of computers and related equipment
444	Rental of other items (such as supplies, books)
450	Construction Services
490	Other Purchased Property Services
OTHER PURCHASED SERVICES	
510	Student Transportation Services
520	Insurance: see below
521	Property Insurance
522	Liability Insurance
523	Fidelity / Other Insurance
530	Postage/Communications
540	Advertising
550	Printing and Binding
560	Tuition
570	Food Service Management
580	Travel (staff)
590	Interagency Purch Serv less CS fees below
591	Charter School Fees to sponsor
591	CS EMO payments not reported elsewhere
SUPPLIES (Less than \$5,000 per unit)	
610	General Supplies - Instructional (funct 1000)
610	General Supplies - Library (funct 2220)
610	General Supplies - Other
612	Gen Supplies of Higher Value (exclude instruct)
612	Gen supplies of Higher Value - instructional
620	Energy (see below)
621	Energy - Natural Gas
622	Energy - Electricity
623	Energy - Bottled Gas
624	Energy - Oil
625	Energy - Coal
626	Energy - Gasoline
629	Energy - Other
630	Food (food service program only)
640	Books and Periodicals-NO textbooks nor library
640	Books and Periodicals - LIBRARY ONLY

Other governmental funds

Rainbow Dreams Academy	
SCHOOL DISTRICT/CHARTER SCHOOL:	
DESCRIPTION	
641	Textbooks
650	Information Technology - Other (exclude below)
650	Information Technology - Instruction (func 1000)
651	Instructional software
652	Instruct. IT items of higher value (incl computers)
653	Instructional web-based and similar programs
TOTAL OPERATIONAL EXPENSES	
700	PROPERTY (\$5,000 or greater per unit)
710	Land and Land Improvements
720	Buildings
730	Equipment - Instructional (exclude 734, 735 below)
734	Instructional Computer Hardware
735	Instructional Technology Software
730	Equipment - Transportation Function 2700
730	Equipment/Software - Non-instructional
730	Capital Lease-Instructional equip (exclude 734, 735
734	Capital Lease Instructional Computer Hardware
735	Capital Lease - Instructional Technology software
730	Capital Lease - Transportation Function 2700
730	Capital Lease - Non-instructional Equipment/Softwa
740	Infrastructure
790	Depreciation
700	TOTAL ALL PROPERTY
SUBTOTAL EXPENSES	
Changes to Balance Sheet/Statement of Net assets:	
711	Reserve for Inventory
712	Reserve for Prepaids
713	Reserve for Encumbrances
714	Other Reserves
Total changes Reserves: Fund balances/Fund Net Asset	
SUBTOTAL EXPENSES & BALANCE SHEET	
800	Debt Services & Misc (exclude 891 and 893)
893	Indirect Costs
900	Other - Exclude 910 and 990
910	Transfers out (not listed below)
971	Pass through Dollars to Other School Districts
972	Pass through Dollars to Charter Schools
973	Pass through Dollars to Other Entities
Balances:	
891	Contingency
990	Ending Balance
TOTAL ENDING BALANCE	
TOTAL USES	
WORKSHEET BALANCE	

WORKSHEET BALANCE must be zero. If not, check revenues and uses. The ending blanace may need to be adjusted.

Other governmental funds

Rainbow Dreams Academy	
SCHOOL DISTRICT/CHARTER SCHOOL:	
DESCRIPTION	
Rev:	RESOURCES
1000	Local Revenue (see below)
1110	Ad Valorem Taxes per DSA payments
	Amount to true-up actual Ad Valorem Taxes
1120	Sales & Use Taxes / LSST (Local Sch supp)
	Amount to true-up actual LSST Taxes
1140	Penalties and Interest on taxes
1150	Residential Construction Tax
1190	Other Local Taxes
1191	Franchise Fees
1192	Governmental Services Tax
1200	Rev from other local govnm't units (not SD)
1300	Tuition
1400	Transportation fees
1500	Investment Income
1600	Food Services
1700	District Activities (not student activities)
1800	Revenue from Community Services Activities
1900	Other rev from local sources-less CS fee below
1951	Misc revenue from other NV school districts
1951	Charter School Fees portion of code 1951
1000	Total Local Revenue:
2000	Revenue from Intermediate Sources
3000	State Revenue (see below)
3100	Unrestricted Grants-in-aid (DSA)-as of 6/30/17
	DSA True Up Adjustments
	Charter School Sponsor Fee Withheld from DSA
	FY16 DSA recorded in FY17 (+ or -)
	FY17 DSA recorded in FY18 (+ or -)
3200	State Govnm't restricted funding/grants-in-aid
	FY16 State revenue recorded in FY17
	FY17 State rev. recorded in FY18 (+ or -)
3800	Revenue in Lieu of Taxes
3000	Total State Revenue:
4000	Federal Sources (see below)
	Public Law 874 (Impact Aid) - codes 420-422
	Forest Reserve - Codes 401-402
	Other Federal Support - other codes 400-899
	FY16 Federal revenue recorded in FY17
	FY17 Fed rev recorded in FY18 (+ or -)
4000	Total Federal Revenue
5100	Issuance of Bonds
5200	Fund Transfers In
5300	Proceeds from disposal of property
5400	Loan Proceeds
5500	Capital Lease Proceeds
5600	Other Long-term Debt Proceeds
6000	Other Items
8000	OPENING FUND BALANCE
	SUBTOTAL RESOURCES
Balance Sheet/Statement of Net assets:	
711	Reserve for Inventory
712	Reserve for Prepaids
713	Reserve for Encumbrances
714	Other Reserves

Other governmental funds

Rainbow Dreams Academy	
SCHOOL DISTRICT/CHARTER SCHOOL:	
DESCRIPTION	
	Subtotal Reserves: Fund balances/Fund Net Asset
GRAND TOTAL RESOURCES	
EXPENDITURES	
OBJECT CODE 100 SALARIES	
Function 1000 INSTRUCTION	
Licensed	
Non-Licensed	
Substitutes	
Extra Duty Assignments (enter # in FTE column)	
Note: # of extra duty assignments are not in FTE to	
Total Instructional Personnel	
Functions 2100, 2200: Student/Instruction SUPPORT	
Licensed	
Non-Licensed	
Substitutes	
Extra Duty Assignments (enter # in FTE column)	
Note: # of extra duty assignments are not in FTE to	
Total Student / Instructional Support	
Functions 2300,2400: ADMINISTRATION SUPPORT	
Licensed	
Non-Licensed	
Substitutes	
Extra Duty Assignments (enter # in FTE column)	
Note: # of extra duty assignments are not in FTE to	
Total Administration Support Personnel	
Functions 2500,2600,2700,2900: OTHER SUPPORT	
Licensed	
Non-Licensed	
Substitutes	
Extra Duty Assignments (enter # in FTE column)	
Note: # of extra duty assignments are not in FTE to	
Total Other Support Personnel	
ALL OTHER STAFF	
Non-Instructional Staff, Functions 3100-4900	
Extra Duty Assignments (enter # in FTE column)	
Note: # of extra duty assignments are not in FTE to	
TOTAL PERSONNEL and SALARIES	
OBJECT CODE 200 BENEFITS	
210	Group Insurance Costs: (Omit object 218)
	Instructional Personnel (1000)
	Studt & Instr Support Personnel (2100/2200)
	Admin. Personnel (2300/2400)
	Other Personnel (not including retirees)
210	TOTAL GROUP INSURANCE COSTS
	Percent of Total Salaries
220	Social Security
	Instructional Personnel (1000)
	Studt & Instr Support Personnel (2100/2200)
	Admin. Personnel (2300/2400)
	Other Personnel
220	TOTAL Social Security
	Percent of Total Salaries
230	Retirement:

Other governmental funds

Rainbow Dreams Academy	
SCHOOL DISTRICT/CHARTER SCHOOL:	
DESCRIPTION	
	Instructional Personnel (1000)
	Studt & Instr Support Personnel (2100/2200)
	Admin. Personnel (2300/2400)
	Other Personnel
230	TOTAL RETIREMENT
	Percent of Total Salaries
240	Medicare:
	Instructional Personnel (1000)
	Studt & Instr Support Personnel (2100/2200)
	Admin. Personnel (2300/2400)
	Other Personnel
240	TOTAL MEDICARE
	Percent of Total Salaries
250	Tuition Reimbursement:
	Instructional Personnel (1000)
	Studt & Instr Support Personnel (2100/2200)
	Admin. Personnel (2300/2400)
	Other Personnel
250	TOTAL TUITION REIMBURSEMENT
	Percent of Total Salaries
260	Unemployment Compensation:
	Instructional Personnel (1000)
	Studt & Instr Support Personnel (2100/2200)
	Admin. Personnel (2300/2400)
	Other Personnel
260	TOTAL UNEMPLOYMENT COMP
	Percent of Total Salaries
270	Worker's Compensation:
	Instructional Personnel (1000)
	Studt & Instr Support Personnel (2100/2200)
	Admin. Personnel (2300/2400)
	Other Personnel
270	TOTAL WORKER'S COMPENSATION
	Percent of Total Salaries
280	Health Benefits: (Omit object 289)
	Instructional Personnel (1000)
	Studt & Instr Support Personnel (2100/2200)
	Admin. Personnel (2300/2400)
	Other Personnel (not including retirees)
280	TOTAL HEALTH BENEFITS
	Percent of Total Salaries
290	Other Benefits:
	Instructional Personnel (1000)
	Studt & Instr Support Personnel (2100/2200)
	Admin. Personnel (2300/2400)
	Other Personnel
290	TOTAL OTHER BENEFITS
	Percent of Total Salaries
SUBTOTAL FRINGE BENEFITS AND OTHER COSTS	
218	Retired Employee Group Insurance Subsidy
	PEBS
	Other (Not PEBS)
289	Retired Health Annual Required Contribution
	PEBS (held for OPEB liabilities)
	Other (Not PEBS)

Other governmental funds

Rainbow Dreams Academy	
SCHOOL DISTRICT/CHARTER SCHOOL:	
DESCRIPTION	
TOTAL SALARIES & FRINGE BENEFITS	
300-600	OPERATIONAL EXPENSES - all functions
	PURCHASED PROF & TECH SERVICES
310	Official/Administrative Services
320	Professional Educational Services
330	Professional Employee Training/Development
340	Other Professional Services
345	Marketing Services
350	Technical Services
360	Other Specialized Services not included above
	PURCHASED PROPERTY SERVICES
410	Utility Services
420	Cleaning Services
421	Garbage / Disposal
422	Janitorial / Custodial Services
430	Repairs and Maintenance Services
440	Rentals: see below
441	Rentals of land and buildings
442	Rentals of equipment and vehicles
443	Rentals of computers and related equipment
444	Rental of other items (such as supplies, books)
450	Construction Services
490	Other Purchased Property Services
	OTHER PURCHASED SERVICES
510	Student Transportation Services
520	Insurance: see below
521	Property Insurance
522	Liability Insurance
523	Fidelity / Other Insurance
530	Postage/Communications
540	Advertising
550	Printing and Binding
560	Tuition
570	Food Service Management
580	Travel (staff)
590	Interagency Purch Serv less CS fees below
591	Charter School Fees to sponsor
591	CS EMO payments not reported elsewhere
	SUPPLIES (Less than \$5,000 per unit)
610	General Supplies - Instructional (funct 1000)
610	General Supplies - Library (funct 2220)
610	General Supplies - Other
612	Gen Supplies of Higher Value (exclude instruct)
612	Gen supplies of Higher Value - instructional
620	Energy (see below)
621	Energy - Natural Gas
622	Energy - Electricity
623	Energy - Bottled Gas
624	Energy - Oil
625	Energy - Coal
626	Energy - Gasoline
629	Energy - Other
630	Food (food service program only)
640	Books and Periodicals-NO textbooks nor library
640	Books and Periodicals - LIBRARY ONLY

Other governmental funds

Rainbow Dreams Academy	
SCHOOL DISTRICT/CHARTER SCHOOL:	
DESCRIPTION	
641	Textbooks
650	Information Technology - Other (exclude below)
650	Information Technology - Instruction (func 1000)
651	Instructional software
652	Instruct. IT items of higher value (incl computers)
653	Instructional web-based and similar programs
TOTAL OPERATIONAL EXPENSES	
700	PROPERTY (\$5,000 or greater per unit)
710	Land and Land Improvements
720	Buildings
730	Equipment - Instructional (exclude 734, 735 below)
734	Instructional Computer Hardware
735	Instructional Technology Software
730	Equipment - Transportation Function 2700
730	Equipment/Software - Non-instructional
730	Capital Lease-Instructional equip (exclude 734, 735
734	Capital Lease Instructional Computer Hardware
735	Capital Lease - Instructional Technology software
730	Capital Lease - Transportation Function 2700
730	Capital Lease - Non-instructional Equipment/Softwa
740	Infrastructure
790	Depreciation
700	TOTAL ALL PROPERTY
SUBTOTAL EXPENSES	
Changes to Balance Sheet/Statement of Net assets:	
711	Reserve for Inventory
712	Reserve for Prepaids
713	Reserve for Encumbrances
714	Other Reserves
Total changes Reserves: Fund balances/Fund Net Asset	
SUBTOTAL EXPENSES & BALANCE SHEET	
800	Debt Services & Misc (exclude 891 and 893)
893	Indirect Costs
900	Other - Exclude 910 and 990
910	Transfers out (not listed below)
971	Pass through Dollars to Other School Districts
972	Pass through Dollars to Charter Schools
973	Pass through Dollars to Other Entities
Balances:	
891	Contingency
990	Ending Balance
TOTAL ENDING BALANCE	
TOTAL USES	
WORKSHEET BALANCE	

STATE GRANTS		ACTUAL		Fund-210-CSR		Gifted/-	Library/media	Pre-K	Elem Couns	Library book				Gift/Talent	Sp Transp
		TOTAL	NSLSM	FTE	At-Risk-K-CSR	Talented-Units					At-Risk-Stip	Hi-Impact-Stip	Ret-Group-Hlth		
		STATE	202	203FTE	203	204					240	241	242	213	214
SCHOOL DISTRICT/CHARTER SCHOOL: DESCRIPTION		Total FTEs													
Rev:	RESOURCES														
1000	Local Revenue (see below)														
1110	Ad Valorem Taxes per DSA payments	-	-		-	-	-	-	-	-	-	-	-	-	-
	Amount to true-up actual Ad Valorem Taxes	-	-		-	-	-	-	-	-	-	-	-	-	-
1120	Sales & Use Taxes / LSST (Local Sch supp)	-	-		-	-	-	-	-	-	-	-	-	-	-
	Amount to true-up actual LSST Taxes	-	-		-	-	-	-	-	-	-	-	-	-	-
1140	Penalties and Interest on taxes	-	-		-	-	-	-	-	-	-	-	-	-	-
1150	Residential Construction Tax	-	-		-	-	-	-	-	-	-	-	-	-	-
1190	Other Local Taxes	-	-		-	-	-	-	-	-	-	-	-	-	-
1191	Franchise Fees	-	-		-	-	-	-	-	-	-	-	-	-	-
1192	Governmental Services Tax	-	-		-	-	-	-	-	-	-	-	-	-	-
1200	Rev from other local govm't units (not SD)	-	-		-	-	-	-	-	-	-	-	-	-	-
1300	Tuition	-	-		-	-	-	-	-	-	-	-	-	-	-
1400	Transportation fees	-	-		-	-	-	-	-	-	-	-	-	-	-
1500	Investment Income	-	-		-	-	-	-	-	-	-	-	-	-	-
1600	Food Services	-	-		-	-	-	-	-	-	-	-	-	-	-
1700	District Activities (not student activities)	-	-		-	-	-	-	-	-	-	-	-	-	-
1800	Revenue from Community Services Activities	-	-		-	-	-	-	-	-	-	-	-	-	-
1900	Other rev from local sources-less CS fee below	-	-		-	-	-	-	-	-	-	-	-	-	-
1951	Misc revenue from other NV school districts	-	-		-	-	-	-	-	-	-	-	-	-	-
1951	Charter School Fees portion of code 1951	-	-		-	-	-	-	-	-	-	-	-	-	-
1000	Total Local Revenue:	-	-		-	-	-	-	-	-	-	-	-	-	-
2000	Revenue from Intermediate Sources	-	-		-	-	-	-	-	-	-	-	-	-	-
3000	State Revenue (see below)	-	-		-	-	-	-	-	-	-	-	-	-	-
3100	Unrestricted Grants-in-aid (DSA)-as of 6/30/17	-	-		-	-	-	-	-	-	-	-	-	-	-
	DSA True Up Adjustments	-	-		-	-	-	-	-	-	-	-	-	-	-
	Charter School Sponsor Fee Withheld from DSA	-	-		-	-	-	-	-	-	-	-	-	-	-
	FY16 DSA recorded in FY17 (+ or -)	-	-		-	-	-	-	-	-	-	-	-	-	-
	FY17 DSA recorded in FY18 (+ or -)	-	-		-	-	-	-	-	-	-	-	-	-	-
3200	State Govnm't restricted funding/grants-in-aid	146,900	-		-	-	-	-	-	-	-	-	-	-	-
	FY16 State revenue recorded in FY17	-	-		-	-	-	-	-	-	-	-	-	-	-
	FY17 State rev. recorded in FY18 (+ or -)	(86,492)	-		-	-	-	-	-	-	-	-	-	-	-
3800	Revenue in Lieu of Taxes	-	-		-	-	-	-	-	-	-	-	-	-	-
3000	Total State Revenue:	60,407	-		-	-	-	-	-	-	-	-	-	-	-
4000	Federal Sources (see below)														
	Public Law 874 (Impact Aid) - codes 420-422	-	-		-	-	-	-	-	-	-	-	-	-	-
	Forest Reserve - Codes 401-402	-	-		-	-	-	-	-	-	-	-	-	-	-
	Other Federal Support - other codes 400-899	45,930	-		-	-	-	-	-	-	-	-	-	-	-
	FY16 Federal revenue recorded in FY17	-	-		-	-	-	-	-	-	-	-	-	-	-
	FY17 Fed rev recorded in FY18 (+ or -)	-	-		-	-	-	-	-	-	-	-	-	-	-
4000	Total Federal Revenue	45,930	-		-	-	-	-	-	-	-	-	-	-	-
5100	Issuance of Bonds	-	-		-	-	-	-	-	-	-	-	-	-	-
5200	Fund Transfers In	-	-		-	-	-	-	-	-	-	-	-	-	-
5300	Proceeds from disposal of property	-	-		-	-	-	-	-	-	-	-	-	-	-
5400	Loan Proceeds	-	-		-	-	-	-	-	-	-	-	-	-	-
5500	Capital Lease Proceeds	-	-		-	-	-	-	-	-	-	-	-	-	-
5600	Other Long-term Debt Proceeds	-	-		-	-	-	-	-	-	-	-	-	-	-
6000	Other Items	-	-		-	-	-	-	-	-	-	-	-	-	-
8000	OPENING FUND BALANCE	-	-		-	-	-	-	-	-	-	-	-	-	-
	SUBTOTAL RESOURCES	106,337	-		-	-	-	-	-	-	-	-	-	-	-
Balance Sheet/Statement of Net assets:															
711	Reserve for Inventory	-	-		-	-	-	-	-	-	-	-	-	-	-
712	Reserve for Prepaids	-	-		-	-	-	-	-	-	-	-	-	-	-
713	Reserve for Encumbrances	-	-		-	-	-	-	-	-	-	-	-	-	-
714	Other Reserves	-	-		-	-	-	-	-	-	-	-	-	-	-
	Subtotal Reserves: Fund balances/Fund Net Asset	-	-		-	-	-	-	-	-	-	-	-	-	-
	GRAND TOTAL RESOURCES	106,337	-		-	-	-	-	-	-	-	-	-	-	-

		ACTUAL		Fund-210 CSR		Gifted/-									
STATE GRANTS	Grant Code	TOTAL	NSLSM	FTE	At-Risk K-CSR	Talented Units	Library/media	Pre-K	Elem Couns	Library book	At-Risk Stip	Hi-Impact Stip	Ret-Group Hlth	Gift/Talent	Sp Transp
		STATE	202	203FTE	203	204	206	207	208	209	240	241	242	213	214
Rainbow Dreams Academy															
SCHOOL DISTRICT/CHARTER SCHOOL:	Total FTEs														
DESCRIPTION															
EXPENDITURES															
OBJECT CODE 100 SALARIES	FTE's			FTE's											
Function 1000 INSTRUCTION															
Licensed	2	60,407	-	-	-	-	-	-	-	-	-	-	-	-	-
Non-Licensed	-	-	-	-	-	-	-	-	-	-	-	-	-	-	-
Substitutes	-	-	-	-	-	-	-	-	-	-	-	-	-	-	-
Extra Duty Assignments (enter # in FTE column)	-	-	-	-	-	-	-	-	-	-	-	-	-	-	-
Note: # of extra duty assignments are not in FTE total															
Total Instructional Personnel	2	60,407	-	-	-	-	-	-	-	-	-	-	-	-	-
Functions 2100, 2200: Student/Instruction SUPPORT															
Licensed	1	35,205	-	-	-	-	-	-	-	-	-	-	-	-	-
Non-Licensed	-	-	-	-	-	-	-	-	-	-	-	-	-	-	-
Substitutes	-	-	-	-	-	-	-	-	-	-	-	-	-	-	-
Extra Duty Assignments (enter # in FTE column)	-	-	-	-	-	-	-	-	-	-	-	-	-	-	-
Note: # of extra duty assignments are not in FTE total															
Total Student / Instructional Support	1	35,205	-	-	-	-	-	-	-	-	-	-	-	-	-
Functions 2300,2400: ADMINISTRATION SUPPORT															
Licensed	-	-	-	-	-	-	-	-	-	-	-	-	-	-	-
Non-Licensed	-	-	-	-	-	-	-	-	-	-	-	-	-	-	-
Substitutes	-	-	-	-	-	-	-	-	-	-	-	-	-	-	-
Extra Duty Assignments (enter # in FTE column)	-	-	-	-	-	-	-	-	-	-	-	-	-	-	-
Note: # of extra duty assignments are not in FTE total															
Total Administration Support Personnel	-	-	-	-	-	-	-	-	-	-	-	-	-	-	-
Functions 2500,2600,2700,2900: OTHER SUPPORT															
Licensed	-	-	-	-	-	-	-	-	-	-	-	-	-	-	-
Non-Licensed	-	-	-	-	-	-	-	-	-	-	-	-	-	-	-
Substitutes	-	-	-	-	-	-	-	-	-	-	-	-	-	-	-
Extra Duty Assignments (enter # in FTE column)	-	-	-	-	-	-	-	-	-	-	-	-	-	-	-
Note: # of extra duty assignments are not in FTE total															
Total Other Support Personnel	-	-	-	-	-	-	-	-	-	-	-	-	-	-	-
ALL OTHER STAFF															
Non-Instructional Staff, Functions 3100-4900	-	-	-	-	-	-	-	-	-	-	-	-	-	-	-
Extra Duty Assignments (enter # in FTE column)	-	-	-	-	-	-	-	-	-	-	-	-	-	-	-
Note: # of extra duty assignments are not in FTE total															
TOTAL PERSONNEL and SALARIES	3	95,612	-	-	-	-	-	-	-	-	-	-	-	-	-
OBJECT CODE 200 BENEFITS															
210 Group Insurance Costs: (Omit object 218)															
Instructional Personnel (1000)		2,615	-	-	-	-	-	-	-	-	-	-	-	-	-
Studt & Instr Support Personnel (2100/2200)		-	-	-	-	-	-	-	-	-	-	-	-	-	-
Admin. Personnel (2300/2400)		-	-	-	-	-	-	-	-	-	-	-	-	-	-
Other Personnel (not including retirees)		-	-	-	-	-	-	-	-	-	-	-	-	-	-
210 TOTAL GROUP INSURANCE COSTS		2,615	-	-	-	-	-	-	-	-	-	-	-	-	-
Percent of Total Salaries		0	-	-	-	-	-	-	-	-	-	-	-	-	-
220 Social Security															
Instructional Personnel (1000)		-	-	-	-	-	-	-	-	-	-	-	-	-	-
Studt & Instr Support Personnel (2100/2200)		-	-	-	-	-	-	-	-	-	-	-	-	-	-
Admin. Personnel (2300/2400)		-	-	-	-	-	-	-	-	-	-	-	-	-	-
Other Personnel		-	-	-	-	-	-	-	-	-	-	-	-	-	-
220 TOTAL Social Security		-	-	-	-	-	-	-	-	-	-	-	-	-	-
Percent of Total Salaries		-	-	-	-	-	-	-	-	-	-	-	-	-	-
230 Retirement:															
Instructional Personnel (1000)		3,801	-	-	-	-	-	-	-	-	-	-	-	-	-
Studt & Instr Support Personnel (2100/2200)		-	-	-	-	-	-	-	-	-	-	-	-	-	-
Admin. Personnel (2300/2400)		-	-	-	-	-	-	-	-	-	-	-	-	-	-
Other Personnel		-	-	-	-	-	-	-	-	-	-	-	-	-	-

F20207 NRS 387.303 REPORT		ACTUAL														
STATE GRANTS		Grant Code	TOTAL	NSLSM	Fund-210-CSR		Gifted/ Talented Units	Library/media	Pre-K	Elem Couns	Library book	At-Risk Stip	Hi-Impact Stip	Ret-Group Hlth	Gift/Talent	Sp Transp
			STATE	202	203FTE	203	204	206	207	208	209	210	211	212	213	214
Rainbow Dreams Academy																
SCHOOL DISTRICT/CHARTER SCHOOL:		Total FTEs														
DESCRIPTION																
230	TOTAL RETIREMENT		3,801	-		-	-	-	-	-	-	-	-	-	-	-
	Percent of Total Salaries		0	-		-	-	-	-	-	-	-	-	-	-	-
240	Medicare:															
	Instructional Personnel (1000)		1,140	-		-	-	-	-	-	-	-	-	-	-	-
	Studt & Instr Support Personnel (2100/2200)		-	-		-	-	-	-	-	-	-	-	-	-	-
	Admin. Personnel (2300/2400)		-	-		-	-	-	-	-	-	-	-	-	-	-
	Other Personnel		-	-		-	-	-	-	-	-	-	-	-	-	-
240	TOTAL MEDICARE		1,140	-		-	-	-	-	-	-	-	-	-	-	-
	Percent of Total Salaries		0	-		-	-	-	-	-	-	-	-	-	-	-
250	Tuition Reimbursement:															
	Instructional Personnel (1000)		-	-		-	-	-	-	-	-	-	-	-	-	-
	Studt & Instr Support Personnel (2100/2200)		-	-		-	-	-	-	-	-	-	-	-	-	-
	Admin. Personnel (2300/2400)		-	-		-	-	-	-	-	-	-	-	-	-	-
	Other Personnel		-	-		-	-	-	-	-	-	-	-	-	-	-
250	TOTAL TUITION REIMBURSEMENT		-	-		-	-	-	-	-	-	-	-	-	-	-
	Percent of Total Salaries		-	-		-	-	-	-	-	-	-	-	-	-	-
260	Unemployment Compensation:															
	Instructional Personnel (1000)		-	-		-	-	-	-	-	-	-	-	-	-	-
	Studt & Instr Support Personnel (2100/2200)		-	-		-	-	-	-	-	-	-	-	-	-	-
	Admin. Personnel (2300/2400)		-	-		-	-	-	-	-	-	-	-	-	-	-
	Other Personnel		-	-		-	-	-	-	-	-	-	-	-	-	-
260	TOTAL UNEMPLOYMENT COMP		-	-		-	-	-	-	-	-	-	-	-	-	-
	Percent of Total Salaries		-	-		-	-	-	-	-	-	-	-	-	-	-
270	Worker's Compensation:															
	Instructional Personnel (1000)		-	-		-	-	-	-	-	-	-	-	-	-	-
	Studt & Instr Support Personnel (2100/2200)		-	-		-	-	-	-	-	-	-	-	-	-	-
	Admin. Personnel (2300/2400)		-	-		-	-	-	-	-	-	-	-	-	-	-
	Other Personnel		-	-		-	-	-	-	-	-	-	-	-	-	-
270	TOTAL WORKER'S COMPENSATION		-	-		-	-	-	-	-	-	-	-	-	-	-
	Percent of Total Salaries		-	-		-	-	-	-	-	-	-	-	-	-	-
280	Health Benefits: (Omit object 289)															
	Instructional Personnel (1000)		-	-		-	-	-	-	-	-	-	-	-	-	-
	Studt & Instr Support Personnel (2100/2200)		-	-		-	-	-	-	-	-	-	-	-	-	-
	Admin. Personnel (2300/2400)		-	-		-	-	-	-	-	-	-	-	-	-	-
	Other Personnel (not including retirees)		-	-		-	-	-	-	-	-	-	-	-	-	-
280	TOTAL HEALTH BENEFITS		-	-		-	-	-	-	-	-	-	-	-	-	-
	Percent of Total Salaries		-	-		-	-	-	-	-	-	-	-	-	-	-
290	Other Benefits:															
	Instructional Personnel (1000)		-	-		-	-	-	-	-	-	-	-	-	-	-
	Studt & Instr Support Personnel (2100/2200)		-	-		-	-	-	-	-	-	-	-	-	-	-
	Admin. Personnel (2300/2400)		-	-		-	-	-	-	-	-	-	-	-	-	-
	Other Personnel		-	-		-	-	-	-	-	-	-	-	-	-	-
290	TOTAL OTHER BENEFITS		-	-		-	-	-	-	-	-	-	-	-	-	-
	Percent of Total Salaries		-	-		-	-	-	-	-	-	-	-	-	-	-
SUBTOTAL FRINGE BENEFITS AND OTHER COSTS			7,556	-		-	-	-	-	-	-	-	-	-	-	-
218	Retired Employee Group Insurance Subsidy															
	PEBS		-	-		-	-	-	-	-	-	-	-	-	-	-
	Other (Not PEBS)		-	-		-	-	-	-	-	-	-	-	-	-	-
289	Retired Health Annual Required Contribution															
	PEBS (held for OPEB liabilities)		-	-		-	-	-	-	-	-	-	-	-	-	-
	Other (Not PEBS)		-	-		-	-	-	-	-	-	-	-	-	-	-
TOTAL SALARIES & FRINGE BENEFITS			103,168	-		-	-	-	-	-	-	-	-	-	-	-
300-600	OPERATIONAL EXPENSES - all functions															
PURCHASED PROF &TECH SERVICES																
310	Official/Administrative Services		-	-		-	-	-	-	-	-	-	-	-	-	-
320	Professional Educational Services					-	-	-	-	-	-	-	-	-	-	-
330	Professional Employee Training/Development		3,169	-		-	-	-	-	-	-	-	-	-	-	-

STATE GRANTS		ACTUAL													
		TOTAL	NSLSM	Fund-210-CSR		Gifted/-	Library/media	Pre-K	Elem Couns	Library book	At-Risk-Stip	Hi-Impact-Stip	Ret-Group-Hlth	Gift/Talent	Sp Transp
		STATE	202	FTE	At-Risk-K-CSR	Talented-Units									
Grant Code			202	203FTE	203	204	206	207	208	209	240	241	242	213	214
SCHOOL DISTRICT/CHARTER SCHOOL:		Total FTEs													
DESCRIPTION															
340	Other Professional Services	-	-		-	-	-	-	-	-	-	-	-	-	-
345	Marketing Services	-	-		-	-	-	-	-	-	-	-	-	-	-
350	Technical Services	-	-		-	-	-	-	-	-	-	-	-	-	-
360	Other Specialized Services not included above	-	-		-	-	-	-	-	-	-	-	-	-	-
PURCHASED PROPERTY SERVICES															
410	Utility Services	-	-		-	-	-	-	-	-	-	-	-	-	-
420	Cleaning Services	-	-		-	-	-	-	-	-	-	-	-	-	-
421	Garbage / Disposal	-	-		-	-	-	-	-	-	-	-	-	-	-
422	Janitorial / Custodial Services	-	-		-	-	-	-	-	-	-	-	-	-	-
430	Repairs and Maintenance Services	-	-		-	-	-	-	-	-	-	-	-	-	-
440	Rentals: see below														
441	Rentals of land and buildings	-	-		-	-	-	-	-	-	-	-	-	-	-
442	Rentals of equipment and vehicles	-	-		-	-	-	-	-	-	-	-	-	-	-
443	Rentals of computers and related equipment	-	-		-	-	-	-	-	-	-	-	-	-	-
444	Rental of other items (such as supplies, books)	-	-		-	-	-	-	-	-	-	-	-	-	-
450	Construction Services	-	-		-	-	-	-	-	-	-	-	-	-	-
490	Other Purchased Property Services	-	-		-	-	-	-	-	-	-	-	-	-	-
OTHER PURCHASED SERVICES															
510	Student Transportation Services	-	-		-	-	-	-	-	-	-	-	-	-	-
520	Insurance: see below														
521	Property Insurance	-	-		-	-	-	-	-	-	-	-	-	-	-
522	Liability Insurance	-	-		-	-	-	-	-	-	-	-	-	-	-
523	Fidelity / Other Insurance	-	-		-	-	-	-	-	-	-	-	-	-	-
530	Postage/Communications	-	-		-	-	-	-	-	-	-	-	-	-	-
540	Advertising	-	-		-	-	-	-	-	-	-	-	-	-	-
550	Printing and Binding	-	-		-	-	-	-	-	-	-	-	-	-	-
560	Tuition	-	-		-	-	-	-	-	-	-	-	-	-	-
570	Food Service Management	-	-		-	-	-	-	-	-	-	-	-	-	-
580	Travel (staff)	-	-		-	-	-	-	-	-	-	-	-	-	-
590	Interagency Purch Serv less CS fees below	-	-		-	-	-	-	-	-	-	-	-	-	-
591	Charter School Fees to sponsor	-	-		-	-	-	-	-	-	-	-	-	-	-
591	CS EMO payments not reported elsewhere	-	-		-	-	-	-	-	-	-	-	-	-	-
SUPPLIES (Less than \$5,000 per unit)															
610	General Supplies - Instructional (funcnt 1000)	-	-		-	-	-	-	-	-	-	-	-	-	-
610	General Supplies - Library (funcnt 2220)	-	-		-	-	-	-	-	-	-	-	-	-	-
610	General Supplies - Other	-	-		-	-	-	-	-	-	-	-	-	-	-
612	Gen Supplies of Higher Value (exclude instruct)	-	-		-	-	-	-	-	-	-	-	-	-	-
612	Gen supplies of Higher Value - instructional	-	-		-	-	-	-	-	-	-	-	-	-	-
620	Energy (see below)														
621	Energy - Natural Gas	-	-		-	-	-	-	-	-	-	-	-	-	-
622	Energy - Electricity	-	-		-	-	-	-	-	-	-	-	-	-	-
623	Energy - Bottled Gas	-	-		-	-	-	-	-	-	-	-	-	-	-
624	Energy - Oil	-	-		-	-	-	-	-	-	-	-	-	-	-
625	Energy - Coal	-	-		-	-	-	-	-	-	-	-	-	-	-
626	Energy - Gasoline	-	-		-	-	-	-	-	-	-	-	-	-	-
629	Energy - Other	-	-		-	-	-	-	-	-	-	-	-	-	-
630	Food (food service program only)	-	-		-	-	-	-	-	-	-	-	-	-	-
640	Books and Periodicals-NO textbooks nor library	-	-		-	-	-	-	-	-	-	-	-	-	-
640	Books and Periodicals - LIBRARY ONLY	-	-		-	-	-	-	-	-	-	-	-	-	-
641	Textbooks	-	-		-	-	-	-	-	-	-	-	-	-	-
650	Information Technology - Other (exclude below)	-	-		-	-	-	-	-	-	-	-	-	-	-
650	Information Technology - Instruction (funcn 1000)	-	-		-	-	-	-	-	-	-	-	-	-	-
651	Instructional software	-	-		-	-	-	-	-	-	-	-	-	-	-
652	Instruct. IT items of higher value (incl computers)	-	-		-	-	-	-	-	-	-	-	-	-	-
653	Instructional web-based and similar programs	-	-		-	-	-	-	-	-	-	-	-	-	-
TOTAL OPERATIONAL EXPENSES		3,169	-		-	-	-	-	-	-	-	-	-	-	-
700	PROPERTY (\$5,000 or greater per unit)														

STATE GRANTS		ACTUAL		Fund-210-CSR		Gifted/-		Library/media	Pre-K	Elem Couns	Library book				Gift/Talent	Sp Transp
		TOTAL	NSLSM	FTE	At-Risk-K-CSR	Talented-Units						At-Risk-Stip	Hi-Impact-Stip	Ret-Group-Hlth		
		STATE	202	203FTE	203	204	206					240	241	242	213	214
Rainbow Dreams Academy		Grant Code														
SCHOOL DISTRICT/CHARTER SCHOOL: DESCRIPTION		Total FTEs														
710	Land and Land Improvements		-	-	-	-	-	-	-	-	-	-	-	-	-	-
720	Buildings		-	-	-	-	-	-	-	-	-	-	-	-	-	-
730	Equipment - Instructional (excude 734, 735 below)		-	-	-	-	-	-	-	-	-	-	-	-	-	-
734	Instructional Computer Hardware		-	-	-	-	-	-	-	-	-	-	-	-	-	-
735	Instructional Technology Software		-	-	-	-	-	-	-	-	-	-	-	-	-	-
730	Equipment - Transportation Function 2700		-	-	-	-	-	-	-	-	-	-	-	-	-	-
730	Equipment/Software - Non-instructional		-	-	-	-	-	-	-	-	-	-	-	-	-	-
730	Capital Lease-Instructional equip (exclude 734, 735 below)		-	-	-	-	-	-	-	-	-	-	-	-	-	-
734	Capital Lease Instructional Computer Hardware		-	-	-	-	-	-	-	-	-	-	-	-	-	-
735	Capital Lease - Instructional Technology software		-	-	-	-	-	-	-	-	-	-	-	-	-	-
730	Capital Lease - Transportation Function 2700		-	-	-	-	-	-	-	-	-	-	-	-	-	-
730	Capital Lease - Non-instructional Equipment/Software		-	-	-	-	-	-	-	-	-	-	-	-	-	-
740	Infrastructure		-	-	-	-	-	-	-	-	-	-	-	-	-	-
790	Depreciation		-	-	-	-	-	-	-	-	-	-	-	-	-	-
700	TOTAL ALL PROPERTY		-	-	-	-	-	-	-	-	-	-	-	-	-	-
SUBTOTAL EXPENSES			106,337	-	-	-	-	-	-	-	-	-	-	-	-	-
Changes to Balance Sheet/Statement of Net assets:																
711	Reserve for Inventory		-	-	-	-	-	-	-	-	-	-	-	-	-	-
712	Reserve for Prepaids		-	-	-	-	-	-	-	-	-	-	-	-	-	-
713	Reserve for Encumbrances		-	-	-	-	-	-	-	-	-	-	-	-	-	-
714	Other Reserves		-	-	-	-	-	-	-	-	-	-	-	-	-	-
Total changes Reserves: Fund balances/Fund Net Asset			-	-	-	-	-	-	-	-	-	-	-	-	-	-
SUBTOTAL EXPENSES & BALANCE SHEET			106,337	-	-	-	-	-	-	-	-	-	-	-	-	-
800	Debt Services & Misc (exclude 891 and 893)		-	-	-	-	-	-	-	-	-	-	-	-	-	-
893	Indirect Costs		-	-	-	-	-	-	-	-	-	-	-	-	-	-
900	Other - Exclude 910 and 990		-	-	-	-	-	-	-	-	-	-	-	-	-	-
910	Transfers out (not listed below)		-	-	-	-	-	-	-	-	-	-	-	-	-	-
971	Pass through Dollars to Other School Districts		-	-	-	-	-	-	-	-	-	-	-	-	-	-
972	Pass through Dollars to Charter Schools		-	-	-	-	-	-	-	-	-	-	-	-	-	-
973	Pass through Dollars to Other Entities		-	-	-	-	-	-	-	-	-	-	-	-	-	-
Balances:																
891	Contingency		-	-	-	-	-	-	-	-	-	-	-	-	-	-
990	Ending Balance		-	-	-	-	-	-	-	-	-	-	-	-	-	-
TOTAL ENDING BALANCE			-	-	-	-	-	-	-	-	-	-	-	-	-	-
TOTAL USES			106,337	-	-	-	-	-	-	-	-	-	-	-	-	-
WORKSHEET BALANCE			0	-	-	-	-	-	-	-	-	-	-	-	-	-

STATE GRANTS		Remed-Elem	Remed-Secd	Incentive	Edu Tech.	Rural-Lit	Nv Ready 21 WAN Incent.	Tech-best	Tech-material	Tech-prof dev	Incentives for Newly Hired Teachers	Signing-bonus	NV History	Fund 230 Adult Ed		Cert Couns
Grant Code		216	217	218	219	220	221	222	224	225	226	227	228	229FTE	229	230
Rainbow Dreams Academy																
SCHOOL DISTRICT/CHARTER SCHOOL:																
DESCRIPTION																
Rev:	RESOURCES															
1000	Local Revenue (see below)															
1110	Ad Valorem Taxes per DSA payments	-	-	-	-	-	-	-	-	-	-	-	-		-	-
	Amount to true-up actual Ad Valorem Taxes	-	-	-	-	-	-	-	-	-	-	-	-		-	-
1120	Sales & Use Taxes / LSST (Local Sch supp)	-	-	-	-	-	-	-	-	-	-	-	-		-	-
	Amount to true-up actual LSST Taxes	-	-	-	-	-	-	-	-	-	-	-	-		-	-
1140	Penalties and Interest on taxes	-	-	-	-	-	-	-	-	-	-	-	-		-	-
1150	Residential Construction Tax	-	-	-	-	-	-	-	-	-	-	-	-		-	-
1190	Other Local Taxes	-	-	-	-	-	-	-	-	-	-	-	-		-	-
1191	Franchise Fees	-	-	-	-	-	-	-	-	-	-	-	-		-	-
1192	Governmental Services Tax	-	-	-	-	-	-	-	-	-	-	-	-		-	-
1200	Rev from other local govm't units (not SD)	-	-	-	-	-	-	-	-	-	-	-	-		-	-
1300	Tuition	-	-	-	-	-	-	-	-	-	-	-	-		-	-
1400	Transportation fees	-	-	-	-	-	-	-	-	-	-	-	-		-	-
1500	Investment Income	-	-	-	-	-	-	-	-	-	-	-	-		-	-
1600	Food Services	-	-	-	-	-	-	-	-	-	-	-	-		-	-
1700	District Activities (not student activities)	-	-	-	-	-	-	-	-	-	-	-	-		-	-
1800	Revenue from Community Services Activities	-	-	-	-	-	-	-	-	-	-	-	-		-	-
1900	Other rev from local sources-less CS fee below	-	-	-	-	-	-	-	-	-	-	-	-		-	-
1951	Misc revenue from other NV school districts	-	-	-	-	-	-	-	-	-	-	-	-		-	-
1951	Charter School Fees portion of code 1951	-	-	-	-	-	-	-	-	-	-	-	-		-	-
1000	Total Local Revenue:	-	-	-	-	-	-	-	-	-	-	-	-		-	-
2000	Revenue from Intermediate Sources	-	-	-	-	-	-	-	-	-	-	-	-		-	-
3000	State Revenue (see below)															
3100	Unrestricted Grants-in-aid (DSA)-as of 6/30/17	-	-	-	-	-	-	-	-	-	-	-	-		-	-
	DSA True Up Adjustments	-	-	-	-	-	-	-	-	-	-	-	-		-	-
	Charter School Sponsor Fee Withheld from DSA	-	-	-	-	-	-	-	-	-	-	-	-		-	-
	FY16 DSA recorded in FY17 (+ or -)	-	-	-	-	-	-	-	-	-	-	-	-		-	-
	FY17 DSA recorded in FY18 (+ or -)	-	-	-	-	-	-	-	-	-	-	-	-		-	-
3200	State Govnm't restricted funding/grants-in-aid	-	-	-	-	-	-	-	-	-	-	-	-		-	-
	FY16 State revenue recorded in FY17	-	-	-	-	-	-	-	-	-	-	-	-		-	-
	FY17 State rev. recorded in FY18 (+ or -)	-	-	-	-	-	-	-	-	-	-	-	-		-	-
3800	Revenue in Lieu of Taxes	-	-	-	-	-	-	-	-	-	-	-	-		-	-
3000	Total State Revenue:	-	-	-	-	-	-	-	-	-	-	-	-		-	-
4000	Federal Sources (see below)															
	Public Law 874 (Impact Aid) - codes 420-422	-	-	-	-	-	-	-	-	-	-	-	-		-	-
	Forest Reserve - Codes 401-402	-	-	-	-	-	-	-	-	-	-	-	-		-	-
	Other Federal Support - other codes 400-899	-	-	-	-	-	-	-	-	-	-	-	-		-	-
	FY16 Federal revenue recorded in FY17	-	-	-	-	-	-	-	-	-	-	-	-		-	-
	FY17 Fed rev recorded in FY18 (+ or -)	-	-	-	-	-	-	-	-	-	-	-	-		-	-
4000	Total Federal Revenue	-	-	-	-	-	-	-	-	-	-	-	-		-	-
5100	Issuance of Bonds	-	-	-	-	-	-	-	-	-	-	-	-		-	-
5200	Fund Transfers In	-	-	-	-	-	-	-	-	-	-	-	-		-	-
5300	Proceeds from disposal of property	-	-	-	-	-	-	-	-	-	-	-	-		-	-
5400	Loan Proceeds	-	-	-	-	-	-	-	-	-	-	-	-		-	-
5500	Capital Lease Proceeds	-	-	-	-	-	-	-	-	-	-	-	-		-	-
5600	Other Long-term Debt Proceeds	-	-	-	-	-	-	-	-	-	-	-	-		-	-
6000	Other Items	-	-	-	-	-	-	-	-	-	-	-	-		-	-
8000	OPENING FUND BALANCE	-	-	-	-	-	-	-	-	-	-	-	-		-	-
SUBTOTAL RESOURCES		-	-	-	-	-	-	-	-	-	-	-	-		-	-
Balance Sheet/Statement of Net assets:																
711	Reserve for Inventory	-	-	-	-	-	-	-	-	-	-	-	-		-	-
712	Reserve for Prepaids	-	-	-	-	-	-	-	-	-	-	-	-		-	-
713	Reserve for Encumbrances	-	-	-	-	-	-	-	-	-	-	-	-		-	-
714	Other Reserves	-	-	-	-	-	-	-	-	-	-	-	-		-	-
	Subtotal Reserves: Fund balances/Fund Net Asset	-	-	-	-	-	-	-	-	-	-	-	-		-	-
GRAND TOTAL RESOURCES		-	-	-	-	-	-	-	-	-	-	-	-		-	-

STATE GRANTS

STATE GRANTS	Grant Code	Remed-Elem	Remed-Seed	Incentive	Edu Tech.	Rural-Lit	Nv Ready 21 WAN Incent.	Tech-best	Tech-material	Tech-prof dev	Incentives for Newly Hired Teachers	Signing-bonus	NV History	Fund 230 Adult Ed		Cert Couns
		216	217	218	219	220	221	222	224	225	226	227	228	FTE	Adult-Prison	230
Rainbow Dreams Academy																
SCHOOL DISTRICT/CHARTER SCHOOL:																
DESCRIPTION																
EXPENDITURES																
OBJECT CODE 100 SALARIES														FTE's		
Function 1000 INSTRUCTION																
Licensed		-	-	-	-	-	-	-	-	-	-	-	-	-	-	-
Non-Licensed		-	-	-	-	-	-	-	-	-	-	-	-	-	-	-
Substitutes		-	-	-	-	-	-	-	-	-	-	-	-	-	-	-
Extra Duty Assignments (enter # in FTE column)		-	-	-	-	-	-	-	-	-	-	-	-	-	-	-
Note: # of extra duty assignments are not in FTE to																
Total Instructional Personnel		-	-	-	-	-	-	-	-	-	-	-	-	-	-	-
Functions 2100, 2200: Student/Instruction SUPPORT																
Licensed		-	-	-	-	-	-	-	-	-	-	-	-	-	-	-
Non-Licensed		-	-	-	-	-	-	-	-	-	-	-	-	-	-	-
Substitutes		-	-	-	-	-	-	-	-	-	-	-	-	-	-	-
Extra Duty Assignments (enter # in FTE column)		-	-	-	-	-	-	-	-	-	-	-	-	-	-	-
Note: # of extra duty assignments are not in FTE to																
Total Student / Instructional Support		-	-	-	-	-	-	-	-	-	-	-	-	-	-	-
Functions 2300,2400: ADMINISTRATION SUPPORT																
Licensed		-	-	-	-	-	-	-	-	-	-	-	-	-	-	-
Non-Licensed		-	-	-	-	-	-	-	-	-	-	-	-	-	-	-
Substitutes		-	-	-	-	-	-	-	-	-	-	-	-	-	-	-
Extra Duty Assignments (enter # in FTE column)		-	-	-	-	-	-	-	-	-	-	-	-	-	-	-
Note: # of extra duty assignments are not in FTE to																
Total Administration Support Personnel		-	-	-	-	-	-	-	-	-	-	-	-	-	-	-
Functions 2500,2600,2700,2900: OTHER SUPPORT																
Licensed		-	-	-	-	-	-	-	-	-	-	-	-	-	-	-
Non-Licensed		-	-	-	-	-	-	-	-	-	-	-	-	-	-	-
Substitutes		-	-	-	-	-	-	-	-	-	-	-	-	-	-	-
Extra Duty Assignments (enter # in FTE column)		-	-	-	-	-	-	-	-	-	-	-	-	-	-	-
Note: # of extra duty assignments are not in FTE to																
Total Other Support Personnel		-	-	-	-	-	-	-	-	-	-	-	-	-	-	-
ALL OTHER STAFF																
Non-Instructional Staff, Functions 3100-4900		-	-	-	-	-	-	-	-	-	-	-	-	-	-	-
Extra Duty Assignments (enter # in FTE column)		-	-	-	-	-	-	-	-	-	-	-	-	-	-	-
Note: # of extra duty assignments are not in FTE to																
TOTAL PERSONNEL and SALARIES		-	-	-	-	-	-	-	-	-	-	-	-	-	-	-
OBJECT CODE 200 BENEFITS																
210 Group Insurance Costs: (Omit object 218)																
Instructional Personnel (1000)		-	-	-	-	-	-	-	-	-	-	-	-	-	-	-
Studt & Instr Support Personnel (2100/2200)		-	-	-	-	-	-	-	-	-	-	-	-	-	-	-
Admin. Personnel (2300/2400)		-	-	-	-	-	-	-	-	-	-	-	-	-	-	-
Other Personnel (not including retirees)		-	-	-	-	-	-	-	-	-	-	-	-	-	-	-
210 TOTAL GROUP INSURANCE COSTS		-	-	-	-	-	-	-	-	-	-	-	-	-	-	-
Percent of Total Salaries		-	-	-	-	-	-	-	-	-	-	-	-	-	-	-
220 Social Security																
Instructional Personnel (1000)		-	-	-	-	-	-	-	-	-	-	-	-	-	-	-
Studt & Instr Support Personnel (2100/2200)		-	-	-	-	-	-	-	-	-	-	-	-	-	-	-
Admin. Personnel (2300/2400)		-	-	-	-	-	-	-	-	-	-	-	-	-	-	-
Other Personnel		-	-	-	-	-	-	-	-	-	-	-	-	-	-	-
220 TOTAL Social Security		-	-	-	-	-	-	-	-	-	-	-	-	-	-	-
Percent of Total Salaries		-	-	-	-	-	-	-	-	-	-	-	-	-	-	-
230 Retirement:																
Instructional Personnel (1000)		-	-	-	-	-	-	-	-	-	-	-	-	-	-	-
Studt & Instr Support Personnel (2100/2200)		-	-	-	-	-	-	-	-	-	-	-	-	-	-	-
Admin. Personnel (2300/2400)		-	-	-	-	-	-	-	-	-	-	-	-	-	-	-
Other Personnel		-	-	-	-	-	-	-	-	-	-	-	-	-	-	-




STATE GRANTS

		Remed-Elem	Remed-Seed	Incentive	Edu Tech.	Rural-Lit	Nv Ready 21 WAN Incent.	Tech-best	Tech-material	Tech-prof dev	Incentives for Newly Hired Teachers	Signing-bonus	NV History	Fund 230 Adult Ed		Cert Couns
Grant Code		216	217	218	219	220	221	222	224	225	226	227	228	229FTE	229	230
Rainbow Dreams Academy																
SCHOOL DISTRICT/CHARTER SCHOOL:																
DESCRIPTION																
230	TOTAL RETIREMENT	-	-	-	-	-	-	-	-	-	-	-	-		-	-
	Percent of Total Salaries	-	-	-	-	-	-	-	-	-	-	-	-		-	-
240	Medicare:															
	Instructional Personnel (1000)	-	-	-	-	-	-	-	-	-	-	-	-		-	-
	Studt & Instr Support Personnel (2100/2200)	-	-	-	-	-	-	-	-	-	-	-	-		-	-
	Admin. Personnel (2300/2400)	-	-	-	-	-	-	-	-	-	-	-	-		-	-
	Other Personnel	-	-	-	-	-	-	-	-	-	-	-	-		-	-
240	TOTAL MEDICARE	-	-	-	-	-	-	-	-	-	-	-	-		-	-
	Percent of Total Salaries	-	-	-	-	-	-	-	-	-	-	-	-		-	-
250	Tuition Reimbursement:															
	Instructional Personnel (1000)	-	-	-	-	-	-	-	-	-	-	-	-		-	-
	Studt & Instr Support Personnel (2100/2200)	-	-	-	-	-	-	-	-	-	-	-	-		-	-
	Admin. Personnel (2300/2400)	-	-	-	-	-	-	-	-	-	-	-	-		-	-
	Other Personnel	-	-	-	-	-	-	-	-	-	-	-	-		-	-
250	TOTAL TUITION REIMBURSEMENT	-	-	-	-	-	-	-	-	-	-	-	-		-	-
	Percent of Total Salaries	-	-	-	-	-	-	-	-	-	-	-	-		-	-
260	Unemployment Compensation:															
	Instructional Personnel (1000)	-	-	-	-	-	-	-	-	-	-	-	-		-	-
	Studt & Instr Support Personnel (2100/2200)	-	-	-	-	-	-	-	-	-	-	-	-		-	-
	Admin. Personnel (2300/2400)	-	-	-	-	-	-	-	-	-	-	-	-		-	-
	Other Personnel	-	-	-	-	-	-	-	-	-	-	-	-		-	-
260	TOTAL UNEMPLOYMENT COMP	-	-	-	-	-	-	-	-	-	-	-	-		-	-
	Percent of Total Salaries	-	-	-	-	-	-	-	-	-	-	-	-		-	-
270	Worker's Compensation:															
	Instructional Personnel (1000)	-	-	-	-	-	-	-	-	-	-	-	-		-	-
	Studt & Instr Support Personnel (2100/2200)	-	-	-	-	-	-	-	-	-	-	-	-		-	-
	Admin. Personnel (2300/2400)	-	-	-	-	-	-	-	-	-	-	-	-		-	-
	Other Personnel	-	-	-	-	-	-	-	-	-	-	-	-		-	-
270	TOTAL WORKER'S COMPENSATION	-	-	-	-	-	-	-	-	-	-	-	-		-	-
	Percent of Total Salaries	-	-	-	-	-	-	-	-	-	-	-	-		-	-
280	Health Benefits: (Omit object 289)															
	Instructional Personnel (1000)	-	-	-	-	-	-	-	-	-	-	-	-		-	-
	Studt & Instr Support Personnel (2100/2200)	-	-	-	-	-	-	-	-	-	-	-	-		-	-
	Admin. Personnel (2300/2400)	-	-	-	-	-	-	-	-	-	-	-	-		-	-
	Other Personnel (not including retirees)	-	-	-	-	-	-	-	-	-	-	-	-		-	-
280	TOTAL HEALTH BENEFITS	-	-	-	-	-	-	-	-	-	-	-	-		-	-
	Percent of Total Salaries	-	-	-	-	-	-	-	-	-	-	-	-		-	-
290	Other Benefits:															
	Instructional Personnel (1000)	-	-	-	-	-	-	-	-	-	-	-	-		-	-
	Studt & Instr Support Personnel (2100/2200)	-	-	-	-	-	-	-	-	-	-	-	-		-	-
	Admin. Personnel (2300/2400)	-	-	-	-	-	-	-	-	-	-	-	-		-	-
	Other Personnel	-	-	-	-	-	-	-	-	-	-	-	-		-	-
290	TOTAL OTHER BENEFITS	-	-	-	-	-	-	-	-	-	-	-	-		-	-
	Percent of Total Salaries	-	-	-	-	-	-	-	-	-	-	-	-		-	-
SUBTOTAL FRINGE BENEFITS AND OTHER COSTS		-	-	-	-	-	-	-	-	-	-	-	-		-	-
218	Retired Employee Group Insurance Subsidy															
	PEBS	-	-	-	-	-	-	-	-	-	-	-	-		-	-
	Other (Not PEBS)	-	-	-	-	-	-	-	-	-	-	-	-		-	-
289	Retired Health Annual Required Contribution															
	PEBS (held for OPEB liabilities)	-	-	-	-	-	-	-	-	-	-	-	-		-	-
	Other (Not PEBS)	-	-	-	-	-	-	-	-	-	-	-	-		-	-
TOTAL SALARIES & FRINGE BENEFITS		-	-	-	-	-	-	-	-	-	-	-	-		-	-
300-600	OPERATIONAL EXPENSES - all functions															
PURCHASED PROF &TECH SERVICES																
310	Official/Administrative Services	-	-	-	-	-	-	-	-	-	-	-	-		-	-
320	Professional Educational Services	-	-	-	-	-	-	-	-	-	-	-	-		-	-
330	Professional Employee Training/Development	-	-	-	-	-	-	-	-	-	-	-	-		-	-

STATE GRANTS

		Remed-Elem	Remed-Seed	Incentive	Edu Tech.	Rural-Lit	Nv Ready 21 WAN Incent.	Tech-best	Tech-material	Tech-prof dev	Incentives for Newly Hired Teachers	Signing-bonus	NV History	Fund 230 Adult Ed		Cert Couns
Grant Code		216	217	218	219	220	221	222	224	225	226	227	228	FTE	Adult-Prison	230
Rainbow Dreams Academy																
SCHOOL DISTRICT/CHARTER SCHOOL:																
DESCRIPTION																
340	Other Professional Services	-	-	-	-	-	-	-	-	-	-	-	-		-	-
345	Marketing Services															
350	Technical Services	-	-	-	-	-	-	-	-	-	-	-	-		-	-
360	Other Specialized Services not included above															
PURCHASED PROPERTY SERVICES																
410	Utility Services	-	-	-	-	-	-	-	-	-	-	-	-		-	-
420	Cleaning Services	-	-	-	-	-	-	-	-	-	-	-	-		-	-
421	Garbage / Disposal															
422	Janitorial / Custodial Services															
430	Repairs and Maintenance Services	-	-	-	-	-	-	-	-	-	-	-	-		-	-
440	Rentals: see below															
441	Rentals of land and buildings	-	-	-	-	-	-	-	-	-	-	-	-		-	-
442	Rentals of equipment and vehicles	-	-	-	-	-	-	-	-	-	-	-	-		-	-
443	Rentals of computers and related equipment	-	-	-	-	-	-	-	-	-	-	-	-		-	-
444	Rental of other items (such as supplies, books)															
450	Construction Services	-	-	-	-	-	-	-	-	-	-	-	-		-	-
490	Other Purchased Property Services	-	-	-	-	-	-	-	-	-	-	-	-		-	-
OTHER PURCHASED SERVICES																
510	Student Transportation Services	-	-	-	-	-	-	-	-	-	-	-	-		-	-
520	Insurance: see below															
521	Property Insurance	-	-	-	-	-	-	-	-	-	-	-	-		-	-
522	Liability Insurance	-	-	-	-	-	-	-	-	-	-	-	-		-	-
523	Fidelity / Other Insurance	-	-	-	-	-	-	-	-	-	-	-	-		-	-
530	Postage/Communications	-	-	-	-	-	-	-	-	-	-	-	-		-	-
540	Advertising	-	-	-	-	-	-	-	-	-	-	-	-		-	-
550	Printing and Binding	-	-	-	-	-	-	-	-	-	-	-	-		-	-
560	Tuition	-	-	-	-	-	-	-	-	-	-	-	-		-	-
570	Food Service Management	-	-	-	-	-	-	-	-	-	-	-	-		-	-
580	Travel (staff)	-	-	-	-	-	-	-	-	-	-	-	-		-	-
590	Interagency Purch Serv less CS fees below	-	-	-	-	-	-	-	-	-	-	-	-		-	-
591	Charter School Fees to sponsor	-	-	-	-	-	-	-	-	-	-	-	-		-	-
591	CS EMO payments not reported elsewhere	-	-	-	-	-	-	-	-	-	-	-	-		-	-
SUPPLIES (Less than \$5,000 per unit)																
610	General Supplies - Instructional (func 1000)	-	-	-	-	-	-	-	-	-	-	-	-		-	-
610	General Supplies - Library (func 2220)	-	-	-	-	-	-	-	-	-	-	-	-		-	-
610	General Supplies - Other	-	-	-	-	-	-	-	-	-	-	-	-		-	-
612	Gen Supplies of Higher Value (exclude instruct)	-	-	-	-	-	-	-	-	-	-	-	-		-	-
612	Gen supplies of Higher Value - instructional															
620	Energy (see below)															
621	Energy - Natural Gas	-	-	-	-	-	-	-	-	-	-	-	-		-	-
622	Energy - Electricity	-	-	-	-	-	-	-	-	-	-	-	-		-	-
623	Energy - Bottled Gas	-	-	-	-	-	-	-	-	-	-	-	-		-	-
624	Energy - Oil	-	-	-	-	-	-	-	-	-	-	-	-		-	-
625	Energy - Coal	-	-	-	-	-	-	-	-	-	-	-	-		-	-
626	Energy - Gasoline	-	-	-	-	-	-	-	-	-	-	-	-		-	-
629	Energy - Other	-	-	-	-	-	-	-	-	-	-	-	-		-	-
630	Food (food service program only)	-	-	-	-	-	-	-	-	-	-	-	-		-	-
640	Books and Periodicals-NO textbooks nor library	-	-	-	-	-	-	-	-	-	-	-	-		-	-
640	Books and Periodicals - LIBRARY ONLY	-	-	-	-	-	-	-	-	-	-	-	-		-	-
641	Textbooks	-	-	-	-	-	-	-	-	-	-	-	-		-	-
650	Information Technology - Other (exclude below)	-	-	-	-	-	-	-	-	-	-	-	-		-	-
650	Information Technology - Instruction (func 1000)															
651	Instructional software	-	-	-	-	-	-	-	-	-	-	-	-		-	-
652	Instruct. IT items of higher value (incl computers)	-	-	-	-	-	-	-	-	-	-	-	-		-	-
653	Instructional web-based and similar programs	-	-	-	-	-	-	-	-	-	-	-	-		-	-
TOTAL OPERATIONAL EXPENSES		-	-	-	-	-	-	-	-	-	-	-	-		-	-
700	PROPERTY (\$5,000 or greater per unit)															

STATE GRANTS		Remed-Elern	Remed-Seed	Incentive	Edu Tech.	Rural-Lit	WAN Incent.	Tech-best	Tech-material	Tech-prof dev	Teachers	Signing-bonus	NV History	FTE	Adult-Prison	Cert Couns
Grant Code		216	217	218	219	220	221	222	224	225	226	227	228	229FTE	229	230
Rainbow Dreams Academy																
SCHOOL DISTRICT/CHARTER SCHOOL:																
DESCRIPTION																
710	Land and Land Improvements	-	-	-	-	-	-	-	-	-	-	-	-		-	-
720	Buildings	-	-	-	-	-	-	-	-	-	-	-	-		-	-
730	Equipment - Instructional (excude 734, 735 below)	-	-	-	-	-	-	-	-	-	-	-	-		-	-
734	Instructional Computer Hardware	-	-	-	-	-	-	-	-	-	-	-	-		-	-
735	Instructional Technology Software	-	-	-	-	-	-	-	-	-	-	-	-		-	-
730	Equipment - Transportation Function 2700	-	-	-	-	-	-	-	-	-	-	-	-		-	-
730	Equipment/Software - Non-instructional	-	-	-	-	-	-	-	-	-	-	-	-		-	-
730	Capital Lease-Instructional equip (exclude 734, 735	-	-	-	-	-	-	-	-	-	-	-	-		-	-
734	Capital Lease Instructional Computer Hardware	-	-	-	-	-	-	-	-	-	-	-	-		-	-
735	Capital Lease - Instructional Technology software	-	-	-	-	-	-	-	-	-	-	-	-		-	-
730	Capital Lease - Transportation Function 2700	-	-	-	-	-	-	-	-	-	-	-	-		-	-
730	Capital Lease - Non-instructional Equipment/Softwa	-	-	-	-	-	-	-	-	-	-	-	-		-	-
740	Infrastructure	-	-	-	-	-	-	-	-	-	-	-	-		-	-
790	Depreciation	-	-	-	-	-	-	-	-	-	-	-	-		-	-
700	TOTAL ALL PROPERTY	-	-	-	-	-	-	-	-	-	-	-	-		-	-
SUBTOTAL EXPENSES		-	-	-	-	-	-	-	-	-	-	-	-		-	-
Changes to Balance Sheet/Statement of Net assets:																
711	Reserve for Inventory	-	-	-	-	-	-	-	-	-	-	-	-		-	-
712	Reserve for Prepaids	-	-	-	-	-	-	-	-	-	-	-	-		-	-
713	Reserve for Encumbrances	-	-	-	-	-	-	-	-	-	-	-	-		-	-
714	Other Reserves	-	-	-	-	-	-	-	-	-	-	-	-		-	-
Total changes Reserves: Fund balances/Fund Net Asset		-	-	-	-	-	-	-	-	-	-	-	-		-	-
SUBTOTAL EXPENSES & BALANCE SHEET		-	-	-	-	-	-	-	-	-	-	-	-		-	-
800	Debt Services & Misc (exclude 891 and 893)	-	-	-	-	-	-	-	-	-	-	-	-		-	-
893	Indirect Costs	-	-	-	-	-	-	-	-	-	-	-	-		-	-
900	Other - Exclude 910 and 990	-	-	-	-	-	-	-	-	-	-	-	-		-	-
910	Transfers out (not listed below)	-	-	-	-	-	-	-	-	-	-	-	-		-	-
971	Pass through Dollars to Other School Districts			-	-		-				-				-	-
972	Pass through Dollars to Charter Schools			-	-		-				-					
973	Pass through Dollars to Other Entities			-	-		-				-					
Balances:																
891	Contingency	-	-	-	-	-	-	-	-	-	-	-	-		-	-
990	Ending Balance	-	-	-	-	-	-	-	-	-	-	-	-		-	-
TOTAL ENDING BALANCE		-	-	-	-	-	-	-	-	-	-	-	-		-	-
TOTAL USES		-	-	-	-	-	-	-	-	-	-	-	-	-	-	-
WORKSHEET BALANCE		-	-	-	-	-	-	-	-	-	-	-	-		-	-



FY2017 NRS 387.3 REPORT		Fund 230 Adult Ed		Parent Involv.					Fund 210 CSR		Southern-		RPDP	NNSP	Soc. Wrk. Or Other	
STATE GRANTS		FTE	Adult-Regular	Deaf-Stipend	Pilot-deaf	Summit	Gr-Ins	Com-on-Exe	Drug-abuse	FTE	CSR Reg	Non-Title-I				RPDP NV-Ed
Grant Code		231FTE	231	232	233	234	235	236	237	238FTE	238	239	240	241	242	243
Rainbow Dreams Academy																
SCHOOL DISTRICT/CHARTER SCHOOL:																
DESCRIPTION																
Rev:	RESOURCES															
1000	Local Revenue (see below)															
1110	Ad Valorem Taxes per DSA payments		-	-	-	-	-	-	-		-	-	-	-	-	-
	Amount to true-up actual Ad Valorem Taxes		-	-	-	-	-	-	-		-	-	-	-	-	-
1120	Sales & Use Taxes / LSST (Local Sch supp)		-	-	-	-	-	-	-		-	-	-	-	-	-
	Amount to true-up actual LSST Taxes		-	-	-	-	-	-	-		-	-	-	-	-	-
1140	Penalties and Interest on taxes		-	-	-	-	-	-	-		-	-	-	-	-	-
1150	Residential Construction Tax		-	-	-	-	-	-	-		-	-	-	-	-	-
1190	Other Local Taxes		-	-	-	-	-	-	-		-	-	-	-	-	-
1191	Franchise Fees		-	-	-	-	-	-	-		-	-	-	-	-	-
1192	Governmental Services Tax		-	-	-	-	-	-	-		-	-	-	-	-	-
1200	Rev from other local govnm't units (not SD)		-	-	-	-	-	-	-		-	-	-	-	-	-
1300	Tuition		-	-	-	-	-	-	-		-	-	-	-	-	-
1400	Transportation fees		-	-	-	-	-	-	-		-	-	-	-	-	-
1500	Investment Income		-	-	-	-	-	-	-		-	-	-	-	-	-
1600	Food Services		-	-	-	-	-	-	-		-	-	-	-	-	-
1700	District Activities (not student activities)		-	-	-	-	-	-	-		-	-	-	-	-	-
1800	Revenue from Community Services Activities		-	-	-	-	-	-	-		-	-	-	-	-	-
1900	Other rev from local sources-less CS fee below		-	-	-	-	-	-	-		-	-	-	-	-	-
1951	Misc revenue from other NV school districts		-	-	-	-	-	-	-		-	-	-	-	-	-
1951	Charter School Fees portion of code 1951		-	-	-	-	-	-	-		-	-	-	-	-	-
1000	Total Local Revenue:		-	-	-	-	-	-	-		-	-	-	-	-	-
2000	Revenue from Intermediate Sources		-	-	-	-	-	-	-		-	-	-	-	-	-
3000	State Revenue (see below)															
3100	Unrestricted Grants-in-aid (DSA)-as of 6/30/17		-	-	-	-	-	-	-		-	-	-	-	-	-
	DSA True Up Adjustments		-	-	-	-	-	-	-		-	-	-	-	-	-
	Charter School Sponsor Fee Withheld from DSA		-	-	-	-	-	-	-		-	-	-	-	-	-
	FY16 DSA recorded in FY17 (+ or -)		-	-	-	-	-	-	-		-	-	-	-	-	-
	FY17 DSA recorded in FY18 (+ or -)		-	-	-	-	-	-	-		-	-	-	-	-	-
3200	State Govnm't restricted funding/grants-in-aid		-	-	-	-	-	-	-		-	-	-	-	-	-
	FY16 State revenue recorded in FY17		-	-	-	-	-	-	-		-	-	-	-	-	-
	FY17 State rev. recorded in FY18 (+ or -)		-	-	-	-	-	-	-		-	-	-	-	-	-
3800	Revenue in Lieu of Taxes		-	-	-	-	-	-	-		-	-	-	-	-	-
3000	Total State Revenue:		-	-	-	-	-	-	-		-	-	-	-	-	-
4000	Federal Sources (see below)															
	Public Law 874 (Impact Aid) - codes 420-422		-	-	-	-	-	-	-		-	-	-	-	-	-
	Forest Reserve - Codes 401-402		-	-	-	-	-	-	-		-	-	-	-	-	-
	Other Federal Support - other codes 400-899		-	-	-	-	-	-	-		-	-	-	-	-	-
	FY16 Federal revenue recorded in FY17		-	-	-	-	-	-	-		-	-	-	-	-	-
	FY17 Fed rev recorded in FY18 (+ or -)		-	-	-	-	-	-	-		-	-	-	-	-	-
4000	Total Federal Revenue		-	-	-	-	-	-	-		-	-	-	-	-	-
5100	Issuance of Bonds		-	-	-	-	-	-	-		-	-	-	-	-	-
5200	Fund Transfers In		-	-	-	-	-	-	-		-	-	-	-	-	-
5300	Proceeds from disposal of property		-	-	-	-	-	-	-		-	-	-	-	-	-
5400	Loan Proceeds		-	-	-	-	-	-	-		-	-	-	-	-	-
5500	Capital Lease Proceeds		-	-	-	-	-	-	-		-	-	-	-	-	-
5600	Other Long-term Debt Proceeds		-	-	-	-	-	-	-		-	-	-	-	-	-
6000	Other Items		-	-	-	-	-	-	-		-	-	-	-	-	-
8000	OPENING FUND BALANCE		-	-	-	-	-	-	-		-	-	-	-	-	-
SUBTOTAL RESOURCES			-	-	-	-	-	-	-		-	-	-	-	-	-
Balance Sheet/Statement of Net assets:																
711	Reserve for Inventory		-	-	-	-	-	-	-		-	-	-	-	-	-
712	Reserve for Prepaids		-	-	-	-	-	-	-		-	-	-	-	-	-
713	Reserve for Encumbrances		-	-	-	-	-	-	-		-	-	-	-	-	-
714	Other Reserves		-	-	-	-	-	-	-		-	-	-	-	-	-
Subtotal Reserves: Fund balances/Fund Net Asset			-	-	-	-	-	-	-		-	-	-	-	-	-
GRAND TOTAL RESOURCES			-	-	-	-	-	-	-		-	-	-	-	-	-

FY2017 NRS 387.303 REPORT		Fund 230 Adult Ed		Parent Involv.					Fund 210 CSR		Southern-					
STATE GRANTS	Grant Code	FTE	Adult-Regular	Deaf-Stipend	Pilot-deaf	Summit	Gr-Ins	Com-on-Exe	Drug-abuse	FTE	CSR Reg	Non-Title-I	RPDP NV-Ed	RPDP	NNSP	Soc. Wrk. Or Other
		231FTE	231	232	233	234	235	236	237	238FTE	238	239	240	241	242	243
Rainbow Dreams Academy																
SCHOOL DISTRICT/CHARTER SCHOOL:																
DESCRIPTION																
EXPENDITURES																
OBJECT CODE 100 SALARIES	FTE's									FTE's						
Function 1000 INSTRUCTION																
Licensed	-	-	-	-	-	-	-	-	-	-	-	-	-	-	-	-
Non-Licensed	-	-	-	-	-	-	-	-	-	-	-	-	-	-	-	-
Substitutes		-	-	-	-	-	-	-	-		-	-	-	-	-	-
Extra Duty Assignments (enter # in FTE column)		-	-	-	-	-	-	-	-		-	-	-	-	-	-
Note: # of extra duty assignments are not in FTE tot																
Total Instructional Personnel	-	-	-	-	-	-	-	-	-	-	-	-	-	-	-	-
Functions 2100, 2200: Student/Instruction SUPPORT																
Licensed	-	-	-	-	-	-	-	-	-	-	-	-	-	-	-	-
Non-Licensed	-	-	-	-	-	-	-	-	-	-	-	-	-	-	-	-
Substitutes		-	-	-	-	-	-	-	-		-	-	-	-	-	-
Extra Duty Assignments (enter # in FTE column)		-	-	-	-	-	-	-	-		-	-	-	-	-	-
Note: # of extra duty assignments are not in FTE tot																
Total Student / Instructional Support	-	-	-	-	-	-	-	-	-	-	-	-	-	-	-	-
Functions 2300,2400: ADMINISTRATION SUPPORT																
Licensed	-	-	-	-	-	-	-	-	-	-	-	-	-	-	-	-
Non-Licensed	-	-	-	-	-	-	-	-	-	-	-	-	-	-	-	-
Substitutes		-	-	-	-	-	-	-	-		-	-	-	-	-	-
Extra Duty Assignments (enter # in FTE column)		-	-	-	-	-	-	-	-		-	-	-	-	-	-
Note: # of extra duty assignments are not in FTE tot																
Total Administration Support Personnel	-	-	-	-	-	-	-	-	-	-	-	-	-	-	-	-
Functions 2500,2600,2700,2900: OTHER SUPPORT																
Licensed	-	-	-	-	-	-	-	-	-	-	-	-	-	-	-	-
Non-Licensed	-	-	-	-	-	-	-	-	-	-	-	-	-	-	-	-
Substitutes		-	-	-	-	-	-	-	-		-	-	-	-	-	-
Extra Duty Assignments (enter # in FTE column)		-	-	-	-	-	-	-	-		-	-	-	-	-	-
Note: # of extra duty assignments are not in FTE tot																
Total Other Support Personnel	-	-	-	-	-	-	-	-	-	-	-	-	-	-	-	-
ALL OTHER STAFF																
Non-Instructional Staff, Functions 3100-4900	-	-	-	-	-	-	-	-	-	-	-	-	-	-	-	-
Extra Duty Assignments (enter # in FTE column)	-	-	-	-	-	-	-	-	-	-	-	-	-	-	-	-
Note: # of extra duty assignments are not in FTE tot																
TOTAL PERSONNEL and SALARIES	-	-	-	-	-	-	-	-	-	-	-	-	-	-	-	-
OBJECT CODE 200 BENEFITS																
210 Group Insurance Costs: (Omit object 218)																
Instructional Personnel (1000)	-	-	-	-	-	-	-	-	-	-	-	-	-	-	-	-
Studt & Instr Support Personnel (2100/2200)	-	-	-	-	-	-	-	-	-	-	-	-	-	-	-	-
Admin. Personnel (2300/2400)	-	-	-	-	-	-	-	-	-	-	-	-	-	-	-	-
Other Personnel (not including retirees)	-	-	-	-	-	-	-	-	-	-	-	-	-	-	-	-
210 TOTAL GROUP INSURANCE COSTS	-	-	-	-	-	-	-	-	-	-	-	-	-	-	-	-
Percent of Total Salaries	-	-	-	-	-	-	-	-	-	-	-	-	-	-	-	-
220 Social Security																
Instructional Personnel (1000)	-	-	-	-	-	-	-	-	-	-	-	-	-	-	-	-
Studt & Instr Support Personnel (2100/2200)	-	-	-	-	-	-	-	-	-	-	-	-	-	-	-	-
Admin. Personnel (2300/2400)	-	-	-	-	-	-	-	-	-	-	-	-	-	-	-	-
Other Personnel	-	-	-	-	-	-	-	-	-	-	-	-	-	-	-	-
220 TOTAL Social Security	-	-	-	-	-	-	-	-	-	-	-	-	-	-	-	-
Percent of Total Salaries	-	-	-	-	-	-	-	-	-	-	-	-	-	-	-	-
230 Retirement:																
Instructional Personnel (1000)	-	-	-	-	-	-	-	-	-	-	-	-	-	-	-	-
Studt & Instr Support Personnel (2100/2200)	-	-	-	-	-	-	-	-	-	-	-	-	-	-	-	-
Admin. Personnel (2300/2400)	-	-	-	-	-	-	-	-	-	-	-	-	-	-	-	-
Other Personnel	-	-	-	-	-	-	-	-	-	-	-	-	-	-	-	-

STATE GRANTS

STATE GRANTS		Fund 230 Adult Ed		Parent Involv						Fund 210 CSR		Southern-		RPDP	NNSP	Soc. Wrk. Or
Grant Code		FTE	Adult-Regular	Deaf-Stipend	Pilot-deaf	Summit	Gr-Ins	Com-on-Exe	Drug-abuse	FTE	CSR Reg	Non-Title-I	RPDP NV-Ed			Other
		231FTE	231	232	233	234	235	236	237	238FTE	238	239	240	241	242	243
Rainbow Dreams Academy																
SCHOOL DISTRICT/CHARTER SCHOOL:																
DESCRIPTION																
230	TOTAL RETIREMENT		-	-	-	-	-	-	-		-	-	-	-	-	-
	Percent of Total Salaries		-	-	-	-	-	-	-		-	-	-	-	-	-
240	Medicare:		-	-	-	-	-	-	-		-	-	-	-	-	-
	Instructional Personnel (1000)		-	-	-	-	-	-	-		-	-	-	-	-	-
	Studt & Instr Support Personnel (2100/2200)		-	-	-	-	-	-	-		-	-	-	-	-	-
	Admin. Personnel (2300/2400)		-	-	-	-	-	-	-		-	-	-	-	-	-
	Other Personnel		-	-	-	-	-	-	-		-	-	-	-	-	-
240	TOTAL MEDICARE		-	-	-	-	-	-	-		-	-	-	-	-	-
	Percent of Total Salaries		-	-	-	-	-	-	-		-	-	-	-	-	-
250	Tuition Reimbursement:		-	-	-	-	-	-	-		-	-	-	-	-	-
	Instructional Personnel (1000)		-	-	-	-	-	-	-		-	-	-	-	-	-
	Studt & Instr Support Personnel (2100/2200)		-	-	-	-	-	-	-		-	-	-	-	-	-
	Admin. Personnel (2300/2400)		-	-	-	-	-	-	-		-	-	-	-	-	-
	Other Personnel		-	-	-	-	-	-	-		-	-	-	-	-	-
250	TOTAL TUITION REIMBURSEMENT		-	-	-	-	-	-	-		-	-	-	-	-	-
	Percent of Total Salaries		-	-	-	-	-	-	-		-	-	-	-	-	-
260	Unemployment Compensation:		-	-	-	-	-	-	-		-	-	-	-	-	-
	Instructional Personnel (1000)		-	-	-	-	-	-	-		-	-	-	-	-	-
	Studt & Instr Support Personnel (2100/2200)		-	-	-	-	-	-	-		-	-	-	-	-	-
	Admin. Personnel (2300/2400)		-	-	-	-	-	-	-		-	-	-	-	-	-
	Other Personnel		-	-	-	-	-	-	-		-	-	-	-	-	-
260	TOTAL UNEMPLOYMENT COMP		-	-	-	-	-	-	-		-	-	-	-	-	-
	Percent of Total Salaries		-	-	-	-	-	-	-		-	-	-	-	-	-
270	Worker's Compensation:		-	-	-	-	-	-	-		-	-	-	-	-	-
	Instructional Personnel (1000)		-	-	-	-	-	-	-		-	-	-	-	-	-
	Studt & Instr Support Personnel (2100/2200)		-	-	-	-	-	-	-		-	-	-	-	-	-
	Admin. Personnel (2300/2400)		-	-	-	-	-	-	-		-	-	-	-	-	-
	Other Personnel		-	-	-	-	-	-	-		-	-	-	-	-	-
270	TOTAL WORKER'S COMPENSATION		-	-	-	-	-	-	-		-	-	-	-	-	-
	Percent of Total Salaries		-	-	-	-	-	-	-		-	-	-	-	-	-
280	Health Benefits: (Omit object 289)		-	-	-	-	-	-	-		-	-	-	-	-	-
	Instructional Personnel (1000)		-	-	-	-	-	-	-		-	-	-	-	-	-
	Studt & Instr Support Personnel (2100/2200)		-	-	-	-	-	-	-		-	-	-	-	-	-
	Admin. Personnel (2300/2400)		-	-	-	-	-	-	-		-	-	-	-	-	-
	Other Personnel (not including retirees)		-	-	-	-	-	-	-		-	-	-	-	-	-
280	TOTAL HEALTH BENEFITS		-	-	-	-	-	-	-		-	-	-	-	-	-
	Percent of Total Salaries		-	-	-	-	-	-	-		-	-	-	-	-	-
290	Other Benefits:		-	-	-	-	-	-	-		-	-	-	-	-	-
	Instructional Personnel (1000)		-	-	-	-	-	-	-		-	-	-	-	-	-
	Studt & Instr Support Personnel (2100/2200)		-	-	-	-	-	-	-		-	-	-	-	-	-
	Admin. Personnel (2300/2400)		-	-	-	-	-	-	-		-	-	-	-	-	-
	Other Personnel		-	-	-	-	-	-	-		-	-	-	-	-	-
290	TOTAL OTHER BENEFITS		-	-	-	-	-	-	-		-	-	-	-	-	-
	Percent of Total Salaries		-	-	-	-	-	-	-		-	-	-	-	-	-
SUBTOTAL FRINGE BENEFITS AND OTHER COSTS			-	-	-	-	-	-	-		-	-	-	-	-	-
218	Retired Employee Group Insurance Subsidy		-	-	-	-	-	-	-		-	-	-	-	-	-
	PEBS		-	-	-	-	-	-	-		-	-	-	-	-	-
	Other (Not PEBS)		-	-	-	-	-	-	-		-	-	-	-	-	-
289	Retired Health Annual Required Contribution		-	-	-	-	-	-	-		-	-	-	-	-	-
	PEBS (held for OPEB liabilities)		-	-	-	-	-	-	-		-	-	-	-	-	-
	Other (Not PEBS)		-	-	-	-	-	-	-		-	-	-	-	-	-
TOTAL SALARIES & FRINGE BENEFITS			-	-	-	-	-	-	-		-	-	-	-	-	-
300-600	OPERATIONAL EXPENSES - all functions															
PURCHASED PROF &TECH SERVICES																
310	Official/Administrative Services		-	-	-	-	-	-	-		-	-	-	-	-	-
320	Professional Educational Services		-	-	-	-	-	-	-		-	-	-	-	-	-
330	Professional Employee Training/Development		-	-	-	-	-	-	-		-	-	-	-	-	-

STATE GRANTS

		Fund 230 Adult Ed		Parent Involv						Fund 210 CSR		Southern-				Soc. Wrk. Or
		FTE	Adult-Regular	Deaf-Stipend	Pilot-deaf	Summit	Gr Ins	Com-on-Exe	Drug-abuse	FTE	CSR Reg	Non-Title-I	RPDP NV-Ed	RPDP	NNSP	Other
Grant Code		231FTE	231	232	233	234	235	236	237	238FTE	238	239	240	241	242	243
Rainbow Dreams Academy																
SCHOOL DISTRICT/CHARTER SCHOOL:																
DESCRIPTION																
340	Other Professional Services		-	-	-	-	-	-	-		-	-	-	-	-	-
345	Marketing Services															
350	Technical Services		-	-	-	-	-	-	-		-	-	-	-	-	-
360	Other Specialized Services not included above															
PURCHASED PROPERTY SERVICES																
410	Utility Services		-	-	-	-	-	-	-		-	-	-	-	-	-
420	Cleaning Services		-	-	-	-	-	-	-		-	-	-	-	-	-
421	Garbage / Disposal															
422	Janitorial / Custodial Services															
430	Repairs and Maintenance Services		-	-	-	-	-	-	-		-	-	-	-	-	-
440	Rentals: see below															
441	Rentals of land and buildings		-	-	-	-	-	-	-		-	-	-	-	-	-
442	Rentals of equipment and vehicles		-	-	-	-	-	-	-		-	-	-	-	-	-
443	Rentals of computers and related equipment		-	-	-	-	-	-	-		-	-	-	-	-	-
444	Rental of other items (such as supplies, books)															
450	Construction Services		-	-	-	-	-	-	-		-	-	-	-	-	-
490	Other Purchased Property Services		-	-	-	-	-	-	-		-	-	-	-	-	-
OTHER PURCHASED SERVICES																
510	Student Transportation Services		-	-	-	-	-	-	-		-	-	-	-	-	-
520	Insurance: see below															
521	Property Insurance		-	-	-	-	-	-	-		-	-	-	-	-	-
522	Liability Insurance		-	-	-	-	-	-	-		-	-	-	-	-	-
523	Fidelity / Other Insurance		-	-	-	-	-	-	-		-	-	-	-	-	-
530	Postage/Communications		-	-	-	-	-	-	-		-	-	-	-	-	-
540	Advertising		-	-	-	-	-	-	-		-	-	-	-	-	-
550	Printing and Binding		-	-	-	-	-	-	-		-	-	-	-	-	-
560	Tuition		-	-	-	-	-	-	-		-	-	-	-	-	-
570	Food Service Management		-	-	-	-	-	-	-		-	-	-	-	-	-
580	Travel (staff)		-	-	-	-	-	-	-		-	-	-	-	-	-
590	Interagency Purch Serv less CS fees below		-	-	-	-	-	-	-		-	-	-	-	-	-
591	Charter School Fees to sponsor		-	-	-	-	-	-	-		-	-	-	-	-	-
591	CS EMO payments not reported elsewhere		-	-	-	-	-	-	-		-	-	-	-	-	-
SUPPLIES (Less than \$5,000 per unit)																
610	General Supplies - Instructional (funct 1000)		-	-	-	-	-	-	-		-	-	-	-	-	-
610	General Supplies - Library (funct 2220)		-	-	-	-	-	-	-		-	-	-	-	-	-
610	General Supplies - Other		-	-	-	-	-	-	-		-	-	-	-	-	-
612	Gen Supplies of Higher Value (exclude instruct)		-	-	-	-	-	-	-		-	-	-	-	-	-
612	Gen supplies of Higher Value - instructional															
620	Energy (see below)															
621	Energy - Natural Gas		-	-	-	-	-	-	-		-	-	-	-	-	-
622	Energy - Electricity		-	-	-	-	-	-	-		-	-	-	-	-	-
623	Energy - Bottled Gas		-	-	-	-	-	-	-		-	-	-	-	-	-
624	Energy - Oil		-	-	-	-	-	-	-		-	-	-	-	-	-
625	Energy - Coal		-	-	-	-	-	-	-		-	-	-	-	-	-
626	Energy - Gasoline		-	-	-	-	-	-	-		-	-	-	-	-	-
629	Energy - Other		-	-	-	-	-	-	-		-	-	-	-	-	-
630	Food (food service program only)		-	-	-	-	-	-	-		-	-	-	-	-	-
640	Books and Periodicals-NO textbooks nor library		-	-	-	-	-	-	-		-	-	-	-	-	-
640	Books and Periodicals - LIBRARY ONLY		-	-	-	-	-	-	-		-	-	-	-	-	-
641	Textbooks		-	-	-	-	-	-	-		-	-	-	-	-	-
650	Information Technology - Other (exclude below)		-	-	-	-	-	-	-		-	-	-	-	-	-
650	Information Technology - Instruction (func 1000)		-	-	-	-	-	-	-		-	-	-	-	-	-
651	Instructional software		-	-	-	-	-	-	-		-	-	-	-	-	-
652	Instruct. IT items of higher value (incl computers)		-	-	-	-	-	-	-		-	-	-	-	-	-
653	Instructional web-based and similar programs		-	-	-	-	-	-	-		-	-	-	-	-	-
TOTAL OPERATIONAL EXPENSES			-	-	-	-	-	-	-		-	-	-	-	-	-
700	PROPERTY (\$5,000 or greater per unit)															

STATE GRANTS		Fund 230 Adult Ed		Parent Involv						Fund 210 CSR		Southern-		RPDP	NNSP	Soc. Wrk. Or Other
		FTE	Adult-Regular	Deaf-Stipend	Pilot-deaf	Summit	Gr Ins	Com-on-Exe	Drug abuse	FTE	CSR Reg	Non-Title-I	RPDP NV-Ed			
		231FTE	231	232	233	234	235	236	237	238FTE	238	239	240	241	242	243
Rainbow Dreams Academy																
SCHOOL DISTRICT/CHARTER SCHOOL:																
DESCRIPTION																
710	Land and Land Improvements		-	-	-	-	-	-	-		-	-	-	-	-	-
720	Buildings		-	-	-	-	-	-	-		-	-	-	-	-	-
730	Equipment - Instructional (excude 734, 735 below)		-	-	-	-	-	-	-		-	-	-	-	-	-
734	Instructional Computer Hardware		-	-	-	-	-	-	-		-	-	-	-	-	-
735	Instructional Technology Software		-	-	-	-	-	-	-		-	-	-	-	-	-
730	Equipment - Transportation Function 2700		-	-	-	-	-	-	-		-	-	-	-	-	-
730	Equipment/Software - Non-instructional		-	-	-	-	-	-	-		-	-	-	-	-	-
730	Capital Lease-Instructional equip (exclude 734, 735		-	-	-	-	-	-	-		-	-	-	-	-	-
734	Capital Lease Instructional Computer Hardware		-	-	-	-	-	-	-		-	-	-	-	-	-
735	Capital Lease - Instructional Technology software		-	-	-	-	-	-	-		-	-	-	-	-	-
730	Capital Lease - Transportation Function 2700		-	-	-	-	-	-	-		-	-	-	-	-	-
730	Capital Lease - Non-instructional Equipment/Softwa		-	-	-	-	-	-	-		-	-	-	-	-	-
740	Infrastructure		-	-	-	-	-	-	-		-	-	-	-	-	-
790	Depreciation		-	-	-	-	-	-	-		-	-	-	-	-	-
700	TOTAL ALL PROPERTY		-	-	-	-	-	-	-		-	-	-	-	-	-
SUBTOTAL EXPENSES			-	-	-	-	-	-	-		-	-	-	-	-	-
Changes to Balance Sheet/Statement of Net assets:																
711	Reserve for Inventory		-	-	-	-	-	-	-		-	-	-	-	-	-
712	Reserve for Prepaids		-	-	-	-	-	-	-		-	-	-	-	-	-
713	Reserve for Encumbrances		-	-	-	-	-	-	-		-	-	-	-	-	-
714	Other Reserves		-	-	-	-	-	-	-		-	-	-	-	-	-
Total changes Reserves: Fund balances/Fund Net Asset			-	-	-	-	-	-	-		-	-	-	-	-	-
SUBTOTAL EXPENSES & BALANCE SHEET			-	-	-	-	-	-	-		-	-	-	-	-	-
800	Debt Services & Misc (exclude 891 and 893)		-	-	-	-	-	-	-		-	-	-	-	-	-
893	Indirect Costs		-	-	-	-	-	-	-		-	-	-	-	-	-
900	Other - Exclude 910 and 990		-	-	-	-	-	-	-		-	-	-	-	-	-
910	Transfers out (not listed below)		-	-	-	-	-	-	-		-	-	-	-	-	-
971	Pass through Dollars to Other School Districts		-								-			-		-
972	Pass through Dollars to Charter Schools		-								-			-		-
973	Pass through Dollars to Other Entities		-								-			-		-
Balances:																
891	Contingency		-	-	-	-	-	-	-		-	-	-	-	-	-
990	Ending Balance		-	-	-	-	-	-	-		-	-	-	-	-	-
TOTAL ENDING BALANCE			-	-	-	-	-	-	-		-	-	-	-	-	-
TOTAL USES		-	-	-	-	-	-	-	-	-	-	-	-	-	-	-
WORKSHEET BALANCE			-	-	-	-	-	-	-		-	-	-	-	-	-

STATE GRANTS		Sp Path	Med-Class	Deaf Signing bonus	Great Teaching & Leading	Cont. Acct. for Sp. Ed	KLVX	Library Data	Construct ed	Nevada Arts Council Grant	Local / private Passthrough	G.A.I.N.	VICTORY	Needs Assess	READ by GRADE 3	Performance
Grant Code		245	246	247	248	255	256	257	260	261	270	271	275	281	282	283
Rainbow Dreams Academy																
SCHOOL DISTRICT/CHARTER SCHOOL:																
DESCRIPTION																
Rev:	RESOURCES															
1000	Local Revenue (see below)															
1110	Ad Valorem Taxes per DSA payments	-	-	-	-	-	-	-	-	-	-	-	-	-	-	-
	Amount to true-up actual Ad Valorem Taxes	-	-	-	-	-	-	-	-	-	-	-	-	-	-	-
1120	Sales & Use Taxes / LSST (Local Sch supp)	-	-	-	-	-	-	-	-	-	-	-	-	-	-	-
	Amount to true-up actual LSST Taxes	-	-	-	-	-	-	-	-	-	-	-	-	-	-	-
1140	Penalties and Interest on taxes	-	-	-	-	-	-	-	-	-	-	-	-	-	-	-
1150	Residential Construction Tax	-	-	-	-	-	-	-	-	-	-	-	-	-	-	-
1190	Other Local Taxes	-	-	-	-	-	-	-	-	-	-	-	-	-	-	-
1191	Franchise Fees	-	-	-	-	-	-	-	-	-	-	-	-	-	-	-
1192	Governmental Services Tax	-	-	-	-	-	-	-	-	-	-	-	-	-	-	-
1200	Rev from other local govnm't units (not SD)	-	-	-	-	-	-	-	-	-	-	-	-	-	-	-
1300	Tuition	-	-	-	-	-	-	-	-	-	-	-	-	-	-	-
1400	Transportation fees	-	-	-	-	-	-	-	-	-	-	-	-	-	-	-
1500	Investment Income	-	-	-	-	-	-	-	-	-	-	-	-	-	-	-
1600	Food Services	-	-	-	-	-	-	-	-	-	-	-	-	-	-	-
1700	District Activities (not student activities)	-	-	-	-	-	-	-	-	-	-	-	-	-	-	-
1800	Revenue from Community Services Activities	-	-	-	-	-	-	-	-	-	-	-	-	-	-	-
1900	Other rev from local sources-less CS fee below	-	-	-	-	-	-	-	-	-	-	-	-	-	-	-
1951	Misc revenue from other NV school districts	-	-	-	-	-	-	-	-	-	-	-	-	-	-	-
1951	Charter School Fees portion of code 1951	-	-	-	-	-	-	-	-	-	-	-	-	-	-	-
1000	Total Local Revenue:	-	-	-	-	-	-	-	-	-	-	-	-	-	-	-
2000	Revenue from Intermediate Sources	-	-	-	-	-	-	-	-	-	-	-	-	-	-	-
3000	State Revenue (see below)															
3100	Unrestricted Grants-in-aid (DSA)-as of 6/30/17	-	-	-	-	-	-	-	-	-	-	-	-	-	-	-
	DSA True Up Adjustments	-	-	-	-	-	-	-	-	-	-	-	-	-	-	-
	Charter School Sponsor Fee Withheld from DSA	-	-	-	-	-	-	-	-	-	-	-	-	-	-	-
	FY16 DSA recorded in FY17 (+ or -)	-	-	-	-	-	-	-	-	-	-	-	-	-	-	-
	FY17 DSA recorded in FY18 (+ or -)	-	-	-	-	-	-	-	-	-	-	-	-	-	-	-
3200	State Govnm't restricted funding/grants-in-aid	-	-	-	-	-	-	-	-	-	-	-	-	-	-	-
	FY16 State revenue recorded in FY17	-	-	-	-	-	-	-	-	-	-	-	-	-	-	-
	FY17 State rev. recorded in FY18 (+ or -)	-	-	-	-	-	-	-	-	-	-	-	-	-	-	-
3800	Revenue in Lieu of Taxes	-	-	-	-	-	-	-	-	-	-	-	-	-	-	-
3000	Total State Revenue:	-	-	-	-	-	-	-	-	-	-	-	-	-	-	-
4000	Federal Sources (see below)															
	Public Law 874 (Impact Aid) - codes 420-422	-	-	-	-	-	-	-	-	-	-	-	-	-	-	-
	Forest Reserve - Codes 401-402	-	-	-	-	-	-	-	-	-	-	-	-	-	-	-
	Other Federal Support - other codes 400-899	-	-	-	-	-	-	-	-	-	-	-	-	-	45,930	-
	FY16 Federal revenue recorded in FY17	-	-	-	-	-	-	-	-	-	-	-	-	-	-	-
	FY17 Fed rev recorded in FY18 (+ or -)	-	-	-	-	-	-	-	-	-	-	-	-	-	-	-
4000	Total Federal Revenue	-	-	-	-	-	-	-	-	-	-	-	-	-	45,930	-
5100	Issuance of Bonds	-	-	-	-	-	-	-	-	-	-	-	-	-	-	-
5200	Fund Transfers In	-	-	-	-	-	-	-	-	-	-	-	-	-	-	-
5300	Proceeds from disposal of property	-	-	-	-	-	-	-	-	-	-	-	-	-	-	-
5400	Loan Proceeds	-	-	-	-	-	-	-	-	-	-	-	-	-	-	-
5500	Capital Lease Proceeds	-	-	-	-	-	-	-	-	-	-	-	-	-	-	-
5600	Other Long-term Debt Proceeds	-	-	-	-	-	-	-	-	-	-	-	-	-	-	-
6000	Other Items	-	-	-	-	-	-	-	-	-	-	-	-	-	-	-
8000	OPENING FUND BALANCE	-	-	-	-	-	-	-	-	-	-	-	-	-	-	-
SUBTOTAL RESOURCES		-	-	-	-	-	-	-	-	-	-	-	-	-	45,930	-
Balance Sheet/Statement of Net assets:																
711	Reserve for Inventory	-	-	-	-	-	-	-	-	-	-	-	-	-	-	-
712	Reserve for Prepaids	-	-	-	-	-	-	-	-	-	-	-	-	-	-	-
713	Reserve for Encumbrances	-	-	-	-	-	-	-	-	-	-	-	-	-	-	-
714	Other Reserves	-	-	-	-	-	-	-	-	-	-	-	-	-	-	-
	Subtotal Reserves: Fund balances/Fund Net Asset	-	-	-	-	-	-	-	-	-	-	-	-	-	-	-
GRAND TOTAL RESOURCES		-	-	-	-	-	-	-	-	-	-	-	-	-	45,930	-

STATE GRANTS

		Sp Path	Med-Class	Deaf Signing bonus	Great Teaching & Leading	Cont. Acct. for Sp. Ed	KLVX	Library Data	Construct ed	Nevada Arts Council Grant	Local / private Passthrough	G.A.I.N.	VICTORY	Needs Assess	READ by GRADE 3	Performance
Grant Code		245	246	247	248	255	256	257	260	261	270	274	275	284	282	283
Rainbow Dreams Academy																
SCHOOL DISTRICT/CHARTER SCHOOL:																
DESCRIPTION																
EXPENDITURES																
OBJECT CODE 100 SALARIES																
Function 1000 INSTRUCTION																
Licensed		-	-	-	-	-	-	-	-	-	-	-	-	-	-	-
Non-Licensed		-	-	-	-	-	-	-	-	-	-	-	-	-	-	-
Substitutes		-	-	-	-	-	-	-	-	-	-	-	-	-	-	-
Extra Duty Assignments (enter # in FTE column)		-	-	-	-	-	-	-	-	-	-	-	-	-	-	-
Note: # of extra duty assignments are not in FTE to																
Total Instructional Personnel		-	-	-	-	-	-	-	-	-	-	-	-	-	-	-
Functions 2100, 2200: Student/Instruction SUPPORT																
Licensed		-	-	-	-	-	-	-	-	-	-	-	-	-	35,205	-
Non-Licensed		-	-	-	-	-	-	-	-	-	-	-	-	-	-	-
Substitutes		-	-	-	-	-	-	-	-	-	-	-	-	-	-	-
Extra Duty Assignments (enter # in FTE column)		-	-	-	-	-	-	-	-	-	-	-	-	-	-	-
Note: # of extra duty assignments are not in FTE to																
Total Student / Instructional Support		-	-	-	-	-	-	-	-	-	-	-	-	-	35,205	-
Functions 2300,2400: ADMINISTRATION SUPPORT																
Licensed		-	-	-	-	-	-	-	-	-	-	-	-	-	-	-
Non-Licensed		-	-	-	-	-	-	-	-	-	-	-	-	-	-	-
Substitutes		-	-	-	-	-	-	-	-	-	-	-	-	-	-	-
Extra Duty Assignments (enter # in FTE column)		-	-	-	-	-	-	-	-	-	-	-	-	-	-	-
Note: # of extra duty assignments are not in FTE to																
Total Administration Support Personnel		-	-	-	-	-	-	-	-	-	-	-	-	-	-	-
Functions 2500,2600,2700,2900: OTHER SUPPORT																
Licensed		-	-	-	-	-	-	-	-	-	-	-	-	-	-	-
Non-Licensed		-	-	-	-	-	-	-	-	-	-	-	-	-	-	-
Substitutes		-	-	-	-	-	-	-	-	-	-	-	-	-	-	-
Extra Duty Assignments (enter # in FTE column)		-	-	-	-	-	-	-	-	-	-	-	-	-	-	-
Note: # of extra duty assignments are not in FTE to																
Total Other Support Personnel		-	-	-	-	-	-	-	-	-	-	-	-	-	-	-
ALL OTHER STAFF																
Non-Instructional Staff, Functions 3100-4900		-	-	-	-	-	-	-	-	-	-	-	-	-	-	-
Extra Duty Assignments (enter # in FTE column)		-	-	-	-	-	-	-	-	-	-	-	-	-	-	-
Note: # of extra duty assignments are not in FTE to																
TOTAL PERSONNEL and SALARIES		-	-	-	-	-	-	-	-	-	-	-	-	-	35,205	-
OBJECT CODE 200 BENEFITS																
210 Group Insurance Costs: (Omit object 218)																
Instructional Personnel (1000)		-	-	-	-	-	-	-	-	-	-	-	-	-	2,615	-
Studt & Instr Support Personnel (2100/2200)		-	-	-	-	-	-	-	-	-	-	-	-	-	-	-
Admin. Personnel (2300/2400)		-	-	-	-	-	-	-	-	-	-	-	-	-	-	-
Other Personnel (not including retirees)		-	-	-	-	-	-	-	-	-	-	-	-	-	-	-
210 TOTAL GROUP INSURANCE COSTS		-	-	-	-	-	-	-	-	-	-	-	-	-	2,615	-
Percent of Total Salaries		-	-	-	-	-	-	-	-	-	-	-	-	-	-	-
220 Social Security																
Instructional Personnel (1000)		-	-	-	-	-	-	-	-	-	-	-	-	-	-	-
Studt & Instr Support Personnel (2100/2200)		-	-	-	-	-	-	-	-	-	-	-	-	-	-	-
Admin. Personnel (2300/2400)		-	-	-	-	-	-	-	-	-	-	-	-	-	-	-
Other Personnel		-	-	-	-	-	-	-	-	-	-	-	-	-	-	-
220 TOTAL Social Security		-	-	-	-	-	-	-	-	-	-	-	-	-	-	-
Percent of Total Salaries		-	-	-	-	-	-	-	-	-	-	-	-	-	-	-
230 Retirement:																
Instructional Personnel (1000)		-	-	-	-	-	-	-	-	-	-	-	-	-	3,801	-
Studt & Instr Support Personnel (2100/2200)		-	-	-	-	-	-	-	-	-	-	-	-	-	-	-
Admin. Personnel (2300/2400)		-	-	-	-	-	-	-	-	-	-	-	-	-	-	-
Other Personnel		-	-	-	-	-	-	-	-	-	-	-	-	-	-	-

STATE GRANTS

		Sp Path	Med Class	Deaf Signing bonus	Great Teaching & Leading	Cont. Acct. for Sp. Ed	KLVX	Library Data	Construct ed	Nevada Arts Council Grant	Local / private Passthrough	G.A.I.N.	VICTORY	Needs Assess	READ by GRADE 3	Performance
Grant Code		245	246	247	248	255	256	257	260	261	270	271	275	281	282	283
Rainbow Dreams Academy																
SCHOOL DISTRICT/CHARTER SCHOOL: DESCRIPTION																
230	TOTAL RETIREMENT	-	-	-	-	-	-	-	-	-	-	-	-	-	3,801	-
	Percent of Total Salaries	-	-	-	-	-	-	-	-	-	-	-	-	-	-	-
240	Medicare:															
	Instructional Personnel (1000)	-	-	-	-	-	-	-	-	-	-	-	-	-	1,140	-
	Studt & Instr Support Personnel (2100/2200)	-	-	-	-	-	-	-	-	-	-	-	-	-	-	-
	Admin. Personnel (2300/2400)	-	-	-	-	-	-	-	-	-	-	-	-	-	-	-
	Other Personnel	-	-	-	-	-	-	-	-	-	-	-	-	-	-	-
240	TOTAL MEDICARE	-	-	-	-	-	-	-	-	-	-	-	-	-	1,140	-
	Percent of Total Salaries	-	-	-	-	-	-	-	-	-	-	-	-	-	-	-
250	Tuition Reimbursement:															
	Instructional Personnel (1000)	-	-	-	-	-	-	-	-	-	-	-	-	-	-	-
	Studt & Instr Support Personnel (2100/2200)	-	-	-	-	-	-	-	-	-	-	-	-	-	-	-
	Admin. Personnel (2300/2400)	-	-	-	-	-	-	-	-	-	-	-	-	-	-	-
	Other Personnel	-	-	-	-	-	-	-	-	-	-	-	-	-	-	-
250	TOTAL TUITION REIMBURSEMENT	-	-	-	-	-	-	-	-	-	-	-	-	-	-	-
	Percent of Total Salaries	-	-	-	-	-	-	-	-	-	-	-	-	-	-	-
260	Unemployment Compensation:															
	Instructional Personnel (1000)	-	-	-	-	-	-	-	-	-	-	-	-	-	-	-
	Studt & Instr Support Personnel (2100/2200)	-	-	-	-	-	-	-	-	-	-	-	-	-	-	-
	Admin. Personnel (2300/2400)	-	-	-	-	-	-	-	-	-	-	-	-	-	-	-
	Other Personnel	-	-	-	-	-	-	-	-	-	-	-	-	-	-	-
260	TOTAL UNEMPLOYMENT COMP	-	-	-	-	-	-	-	-	-	-	-	-	-	-	-
	Percent of Total Salaries	-	-	-	-	-	-	-	-	-	-	-	-	-	-	-
270	Worker's Compensation:															
	Instructional Personnel (1000)	-	-	-	-	-	-	-	-	-	-	-	-	-	-	-
	Studt & Instr Support Personnel (2100/2200)	-	-	-	-	-	-	-	-	-	-	-	-	-	-	-
	Admin. Personnel (2300/2400)	-	-	-	-	-	-	-	-	-	-	-	-	-	-	-
	Other Personnel	-	-	-	-	-	-	-	-	-	-	-	-	-	-	-
270	TOTAL WORKER'S COMPENSATION	-	-	-	-	-	-	-	-	-	-	-	-	-	-	-
	Percent of Total Salaries	-	-	-	-	-	-	-	-	-	-	-	-	-	-	-
280	Health Benefits: (Omit object 289)															
	Instructional Personnel (1000)	-	-	-	-	-	-	-	-	-	-	-	-	-	-	-
	Studt & Instr Support Personnel (2100/2200)	-	-	-	-	-	-	-	-	-	-	-	-	-	-	-
	Admin. Personnel (2300/2400)	-	-	-	-	-	-	-	-	-	-	-	-	-	-	-
	Other Personnel (not including retirees)	-	-	-	-	-	-	-	-	-	-	-	-	-	-	-
280	TOTAL HEALTH BENEFITS	-	-	-	-	-	-	-	-	-	-	-	-	-	-	-
	Percent of Total Salaries	-	-	-	-	-	-	-	-	-	-	-	-	-	-	-
290	Other Benefits:															
	Instructional Personnel (1000)	-	-	-	-	-	-	-	-	-	-	-	-	-	-	-
	Studt & Instr Support Personnel (2100/2200)	-	-	-	-	-	-	-	-	-	-	-	-	-	-	-
	Admin. Personnel (2300/2400)	-	-	-	-	-	-	-	-	-	-	-	-	-	-	-
	Other Personnel	-	-	-	-	-	-	-	-	-	-	-	-	-	-	-
290	TOTAL OTHER BENEFITS	-	-	-	-	-	-	-	-	-	-	-	-	-	-	-
	Percent of Total Salaries	-	-	-	-	-	-	-	-	-	-	-	-	-	-	-
SUBTOTAL FRINGE BENEFITS AND OTHER COSTS		-	-	-	-	-	-	-	-	-	-	-	-	-	7,556	-
218	Retired Employee Group Insurance Subsidy															
	PEBS	-	-	-	-	-	-	-	-	-	-	-	-	-	-	-
	Other (Not PEBS)	-	-	-	-	-	-	-	-	-	-	-	-	-	-	-
289	Retired Health Annual Required Contribution															
	PEBS (held for OPEB liabilities)	-	-	-	-	-	-	-	-	-	-	-	-	-	-	-
	Other (Not PEBS)	-	-	-	-	-	-	-	-	-	-	-	-	-	-	-
TOTAL SALARIES & FRINGE BENEFITS		-	-	-	-	-	-	-	-	-	-	-	-	-	42,761	-
300-600	OPERATIONAL EXPENSES - all functions															
PURCHASED PROF &TECH SERVICES																
310	Official/Administrative Services	-	-	-	-	-	-	-	-	-	-	-	-	-	-	-
320	Professional Educational Services	-	-	-	-	-	-	-	-	-	-	-	-	-	-	-
330	Professional Employee Training/Development	-	-	-	-	-	-	-	-	-	-	-	-	-	3,169	-

STATE GRANTS

		Sp Path	Med-Class	Deaf Signing-bonus	Great Teaching & Leading	Cont. Acct. for Sp. Ed	KLVX	Library-Data	Construct-ed	Nevada-Arts Council-Grant	Local / private Passthrough	G.A.I.N.	VICTORY	Needs-Assess	READ by GRADE 3	Performance
Grant Code		245	246	247	248	255	256	257	260	261	270	271	275	281	282	283
Rainbow Dreams Academy																
SCHOOL DISTRICT/CHARTER SCHOOL:																
DESCRIPTION																
340	Other Professional Services	-	-	-	-	-	-	-	-	-	-	-	-	-	-	-
345	Marketing Services															
350	Technical Services	-	-	-	-	-	-	-	-	-	-	-	-	-	-	-
360	Other Specialized Services not included above															
PURCHASED PROPERTY SERVICES																
410	Utility Services	-	-	-	-	-	-	-	-	-	-	-	-	-	-	-
420	Cleaning Services	-	-	-	-	-	-	-	-	-	-	-	-	-	-	-
421	Garbage / Disposal															
422	Janitorial / Custodial Services															
430	Repairs and Maintenance Services	-	-	-	-	-	-	-	-	-	-	-	-	-	-	-
440	Rentals: see below															
441	Rentals of land and buildings	-	-	-	-	-	-	-	-	-	-	-	-	-	-	-
442	Rentals of equipment and vehicles	-	-	-	-	-	-	-	-	-	-	-	-	-	-	-
443	Rentals of computers and related equipment	-	-	-	-	-	-	-	-	-	-	-	-	-	-	-
444	Rental of other items (such as supplies, books)															
450	Construction Services	-	-	-	-	-	-	-	-	-	-	-	-	-	-	-
490	Other Purchased Property Services	-	-	-	-	-	-	-	-	-	-	-	-	-	-	-
OTHER PURCHASED SERVICES																
510	Student Transportation Services	-	-	-	-	-	-	-	-	-	-	-	-	-	-	-
520	Insurance: see below															
521	Property Insurance	-	-	-	-	-	-	-	-	-	-	-	-	-	-	-
522	Liability Insurance	-	-	-	-	-	-	-	-	-	-	-	-	-	-	-
523	Fidelity / Other Insurance	-	-	-	-	-	-	-	-	-	-	-	-	-	-	-
530	Postage/Communications	-	-	-	-	-	-	-	-	-	-	-	-	-	-	-
540	Advertising	-	-	-	-	-	-	-	-	-	-	-	-	-	-	-
550	Printing and Binding	-	-	-	-	-	-	-	-	-	-	-	-	-	-	-
560	Tuition	-	-	-	-	-	-	-	-	-	-	-	-	-	-	-
570	Food Service Management	-	-	-	-	-	-	-	-	-	-	-	-	-	-	-
580	Travel (staff)	-	-	-	-	-	-	-	-	-	-	-	-	-	-	-
590	Interagency Purch Serv less CS fees below	-	-	-	-	-	-	-	-	-	-	-	-	-	-	-
591	Charter School Fees to sponsor	-	-	-	-	-	-	-	-	-	-	-	-	-	-	-
591	CS EMO payments not reported elsewhere	-	-	-	-	-	-	-	-	-	-	-	-	-	-	-
SUPPLIES (Less than \$5,000 per unit)																
610	General Supplies - Instructional (funct 1000)	-	-	-	-	-	-	-	-	-	-	-	-	-	-	-
610	General Supplies - Library (funct 2220)	-	-	-	-	-	-	-	-	-	-	-	-	-	-	-
610	General Supplies - Other	-	-	-	-	-	-	-	-	-	-	-	-	-	-	-
612	Gen Supplies of Higher Value (exclude instruct)	-	-	-	-	-	-	-	-	-	-	-	-	-	-	-
612	Gen supplies of Higher Value - instructional															
620	Energy (see below)															
621	Energy - Natural Gas	-	-	-	-	-	-	-	-	-	-	-	-	-	-	-
622	Energy - Electricity	-	-	-	-	-	-	-	-	-	-	-	-	-	-	-
623	Energy - Bottled Gas	-	-	-	-	-	-	-	-	-	-	-	-	-	-	-
624	Energy - Oil	-	-	-	-	-	-	-	-	-	-	-	-	-	-	-
625	Energy - Coal	-	-	-	-	-	-	-	-	-	-	-	-	-	-	-
626	Energy - Gasoline	-	-	-	-	-	-	-	-	-	-	-	-	-	-	-
629	Energy - Other	-	-	-	-	-	-	-	-	-	-	-	-	-	-	-
630	Food (food service program only)	-	-	-	-	-	-	-	-	-	-	-	-	-	-	-
640	Books and Periodicals-NO textbooks nor library	-	-	-	-	-	-	-	-	-	-	-	-	-	-	-
640	Books and Periodicals - LIBRARY ONLY	-	-	-	-	-	-	-	-	-	-	-	-	-	-	-
641	Textbooks	-	-	-	-	-	-	-	-	-	-	-	-	-	-	-
650	Information Technology - Other (exclude below)	-	-	-	-	-	-	-	-	-	-	-	-	-	-	-
650	Information Technology - Instruction (func 1000)	-	-	-	-	-	-	-	-	-	-	-	-	-	-	-
651	Instructional software	-	-	-	-	-	-	-	-	-	-	-	-	-	-	-
652	Instruct. IT items of higher value (incl computers)	-	-	-	-	-	-	-	-	-	-	-	-	-	-	-
653	Instructional web-based and similar programs	-	-	-	-	-	-	-	-	-	-	-	-	-	-	-
TOTAL OPERATIONAL EXPENSES		-	-	-	-	-	-	-	-	-	-	-	-	-	3,169	-
700	PROPERTY (\$5,000 or greater per unit)															

STATE GRANTS		Sp Path	Med-Class	Deaf Signing bonus	Great Teaching & Leading	Cont. Acct. for Sp. Ed	KLVX	Library Data	Construct ed	Nevada Arts Council Grant	Local / private Passthrough	G.A.I.N.	VICTORY	Needs Assess	READ by GRADE 3	Performance
Grant Code		245	246	247	248	255	256	257	260	261	270	271	275	281	282	283
Rainbow Dreams Academy																
SCHOOL DISTRICT/CHARTER SCHOOL:																
DESCRIPTION																
710	Land and Land Improvements	-	-	-	-	-	-	-	-	-	-	-	-	-	-	-
720	Buildings	-	-	-	-	-	-	-	-	-	-	-	-	-	-	-
730	Equipment - Instructional (excude 734, 735 below)	-	-	-	-	-	-	-	-	-	-	-	-	-	-	-
734	Instructional Computer Hardware	-	-	-	-	-	-	-	-	-	-	-	-	-	-	-
735	Instructional Technology Software	-	-	-	-	-	-	-	-	-	-	-	-	-	-	-
730	Equipment - Transportation Function 2700	-	-	-	-	-	-	-	-	-	-	-	-	-	-	-
730	Equipment/Software - Non-instructional	-	-	-	-	-	-	-	-	-	-	-	-	-	-	-
730	Capital Lease-Instructional equip (exclude 734, 735	-	-	-	-	-	-	-	-	-	-	-	-	-	-	-
734	Capital Lease Instructional Computer Hardware	-	-	-	-	-	-	-	-	-	-	-	-	-	-	-
735	Capital Lease - Instructional Technology software	-	-	-	-	-	-	-	-	-	-	-	-	-	-	-
730	Capital Lease - Transportation Function 2700	-	-	-	-	-	-	-	-	-	-	-	-	-	-	-
730	Capital Lease - Non-instructional Equipment/Softwa	-	-	-	-	-	-	-	-	-	-	-	-	-	-	-
740	Infrastructure	-	-	-	-	-	-	-	-	-	-	-	-	-	-	-
790	Depreciation	-	-	-	-	-	-	-	-	-	-	-	-	-	-	-
700	TOTAL ALL PROPERTY	-	-	-	-	-	-	-	-	-	-	-	-	-	-	-
SUBTOTAL EXPENSES		-	-	-	-	-	-	-	-	-	-	-	-	-	45,930	-
Changes to Balance Sheet/Statement of Net assets:																
711	Reserve for Inventory	-	-	-	-	-	-	-	-	-	-	-	-	-	-	-
712	Reserve for Prepaids	-	-	-	-	-	-	-	-	-	-	-	-	-	-	-
713	Reserve for Encumbrances	-	-	-	-	-	-	-	-	-	-	-	-	-	-	-
714	Other Reserves	-	-	-	-	-	-	-	-	-	-	-	-	-	-	-
Total changes Reserves: Fund balances/Fund Net Asset		-	-	-	-	-	-	-	-	-	-	-	-	-	-	-
SUBTOTAL EXPENSES & BALANCE SHEET		-	-	-	-	-	-	-	-	-	-	-	-	-	45,930	-
800	Debt Services & Misc (exclude 891 and 893)	-	-	-	-	-	-	-	-	-	-	-	-	-	-	-
893	Indirect Costs	-	-	-	-	-	-	-	-	-	-	-	-	-	-	-
900	Other - Exclude 910 and 990	-	-	-	-	-	-	-	-	-	-	-	-	-	-	-
910	Transfers out (not listed below)	-	-	-	-	-	-	-	-	-	-	-	-	-	-	-
971	Pass through Dollars to Other School Districts	-			-	-	-				-		-		-	
972	Pass through Dollars to Charter Schools	-			-	-	-				-		-		-	
973	Pass through Dollars to Other Entities	-			-	-	-				-		-		-	
Balances:																
891	Contingency	-	-	-	-	-	-	-	-	-	-	-	-	-	-	-
990	Ending Balance	-	-	-	-	-	-	-	-	-	-	-	-	-	-	-
TOTAL ENDING BALANCE		-	-	-	-	-	-	-	-	-	-	-	-	-	-	-
TOTAL USES		-	-	-	-	-	-	-	-	-	-	-	-	-	45,930	-
WORKSHEET BALANCE		-	-	-	-	-	-	-	-	-	-	-	-	-	(0)	-

STATE GRANTS

Grant Code		285	286	287	288	287/289	290	291	292	295	297	298	299	300	301	302
Rainbow Dreams Academy																
SCHOOL DISTRICT/CHARTER SCHOOL:																
DESCRIPTION																
Rev:	RESOURCES															
1000	Local Revenue (see below)															
1110	Ad Valorem Taxes per DSA payments	-	-	-	-	-	-	-	-	-	-	-	-	-	-	-
	Amount to true-up actual Ad Valorem Taxes	-	-	-	-	-	-	-	-	-	-	-	-	-	-	-
1120	Sales & Use Taxes / LSST (Local Sch supp)	-	-	-	-	-	-	-	-	-	-	-	-	-	-	-
	Amount to true-up actual LSST Taxes	-	-	-	-	-	-	-	-	-	-	-	-	-	-	-
1140	Penalties and Interest on taxes	-	-	-	-	-	-	-	-	-	-	-	-	-	-	-
1150	Residential Construction Tax	-	-	-	-	-	-	-	-	-	-	-	-	-	-	-
1190	Other Local Taxes	-	-	-	-	-	-	-	-	-	-	-	-	-	-	-
1191	Franchise Fees	-	-	-	-	-	-	-	-	-	-	-	-	-	-	-
1192	Governmental Services Tax	-	-	-	-	-	-	-	-	-	-	-	-	-	-	-
1200	Rev from other local govnm't units (not SD)	-	-	-	-	-	-	-	-	-	-	-	-	-	-	-
1300	Tuition	-	-	-	-	-	-	-	-	-	-	-	-	-	-	-
1400	Transportation fees	-	-	-	-	-	-	-	-	-	-	-	-	-	-	-
1500	Investment Income	-	-	-	-	-	-	-	-	-	-	-	-	-	-	-
1600	Food Services	-	-	-	-	-	-	-	-	-	-	-	-	-	-	-
1700	District Activities (not student activities)	-	-	-	-	-	-	-	-	-	-	-	-	-	-	-
1800	Revenue from Community Services Activities	-	-	-	-	-	-	-	-	-	-	-	-	-	-	-
1900	Other rev from local sources-less CS fee below	-	-	-	-	-	-	-	-	-	-	-	-	-	-	-
1951	Misc revenue from other NV school districts	-	-	-	-	-	-	-	-	-	-	-	-	-	-	-
1951	Charter School Fees portion of code 1951	-	-	-	-	-	-	-	-	-	-	-	-	-	-	-
1000	Total Local Revenue:	-	-	-	-	-	-	-	-	-	-	-	-	-	-	-
2000	Revenue from Intermediate Sources	-	-	-	-	-	-	-	-	-	-	-	-	-	-	-
3000	State Revenue (see below)															
3100	Unrestricted Grants-in-aid (DSA)-as of 6/30/17	-	-	-	-	-	-	-	-	-	-	-	-	-	-	-
	DSA True Up Adjustments	-	-	-	-	-	-	-	-	-	-	-	-	-	-	-
	Charter School Sponsor Fee Withheld from DSA	-	-	-	-	-	-	-	-	-	-	-	-	-	-	-
	FY16 DSA recorded in FY17 (+ or -)	-	-	-	-	-	-	-	-	-	-	-	-	-	-	-
	FY17 DSA recorded in FY18 (+ or -)	-	-	-	-	-	-	-	-	-	-	-	-	-	-	-
3200	State Govnm't restricted funding/grants-in-aid	-	-	-	-	-	-	-	-	146,900	-	-	-	-	-	-
	FY16 State revenue recorded in FY17	-	-	-	-	-	-	-	-	-	-	-	-	-	-	-
	FY17 State rev. recorded in FY18 (+ or -)	-	-	-	-	-	-	-	-	(86,492)	-	-	-	-	-	-
3800	Revenue in Lieu of Taxes	-	-	-	-	-	-	-	-	-	-	-	-	-	-	-
3000	Total State Revenue:	-	-	-	-	-	-	-	-	60,407	-	-	-	-	-	-
4000	Federal Sources (see below)															
	Public Law 874 (Impact Aid) - codes 420-422	-	-	-	-	-	-	-	-	-	-	-	-	-	-	-
	Forest Reserve - Codes 401-402	-	-	-	-	-	-	-	-	-	-	-	-	-	-	-
	Other Federal Support - other codes 400-899	-	-	-	-	-	-	-	-	-	-	-	-	-	-	-
	FY16 Federal revenue recorded in FY17	-	-	-	-	-	-	-	-	-	-	-	-	-	-	-
	FY17 Fed rev recorded in FY18 (+ or -)	-	-	-	-	-	-	-	-	-	-	-	-	-	-	-
4000	Total Federal Revenue	-	-	-	-	-	-	-	-	-	-	-	-	-	-	-
5100	Issuance of Bonds	-	-	-	-	-	-	-	-	-	-	-	-	-	-	-
5200	Fund Transfers In	-	-	-	-	-	-	-	-	-	-	-	-	-	-	-
5300	Proceeds from disposal of property	-	-	-	-	-	-	-	-	-	-	-	-	-	-	-
5400	Loan Proceeds	-	-	-	-	-	-	-	-	-	-	-	-	-	-	-
5500	Capital Lease Proceeds	-	-	-	-	-	-	-	-	-	-	-	-	-	-	-
5600	Other Long-term Debt Proceeds	-	-	-	-	-	-	-	-	-	-	-	-	-	-	-
6000	Other Items	-	-	-	-	-	-	-	-	-	-	-	-	-	-	-
8000	OPENING FUND BALANCE	-	-	-	-	-	-	-	-	-	-	-	-	-	-	-
	SUBTOTAL RESOURCES	-	-	-	-	-	-	-	-	60,407	-	-	-	-	-	-
Balance Sheet/Statement of Net assets:																
711	Reserve for Inventory	-	-	-	-	-	-	-	-	-	-	-	-	-	-	-
712	Reserve for Prepaids	-	-	-	-	-	-	-	-	-	-	-	-	-	-	-
713	Reserve for Encumbrances	-	-	-	-	-	-	-	-	-	-	-	-	-	-	-
714	Other Reserves	-	-	-	-	-	-	-	-	-	-	-	-	-	-	-
	Subtotal Reserves: Fund balances/Fund Net Asset	-	-	-	-	-	-	-	-	-	-	-	-	-	-	-
	GRAND TOTAL RESOURCES	-	-	-	-	-	-	-	-	60,407	-	-	-	-	-	-

STATE GRANTS

		CTE-other	Disruptive	ZOOM (EL) Clark and Washoe	LEP-pre-K	ZOOM (EL) All Others	Kinder-CSR Expansion	Full Day K Portables	Kinder-CSR Portables	Full day K	Non-Title I	Empowerment	JASON	CTE formula	CTE Agr	CTE Busn
Grant Code		285	286	287	288	287/289	290	291	292	295	297	298	299	300	301	302
Rainbow Dreams Academy																
SCHOOL DISTRICT/CHARTER SCHOOL:																
DESCRIPTION																
EXPENDITURES																
OBJECT CODE 100 SALARIES																
Function 1000 INSTRUCTION																
Licensed		-	-	-	-	-	-	-	-	60,407	-	-	-	-	-	-
Non-Licensed		-	-	-	-	-	-	-	-	-	-	-	-	-	-	-
Substitutes		-	-	-	-	-	-	-	-	-	-	-	-	-	-	-
Extra Duty Assignments (enter # in FTE column)		-	-	-	-	-	-	-	-	-	-	-	-	-	-	-
Note: # of extra duty assignments are not in FTE to																
Total Instructional Personnel		-	-	-	-	-	-	-	-	60,407	-	-	-	-	-	-
Functions 2100, 2200: Student/Instruction SUPPORT																
Licensed		-	-	-	-	-	-	-	-	-	-	-	-	-	-	-
Non-Licensed		-	-	-	-	-	-	-	-	-	-	-	-	-	-	-
Substitutes		-	-	-	-	-	-	-	-	-	-	-	-	-	-	-
Extra Duty Assignments (enter # in FTE column)		-	-	-	-	-	-	-	-	-	-	-	-	-	-	-
Note: # of extra duty assignments are not in FTE to																
Total Student / Instructional Support		-	-	-	-	-	-	-	-	-	-	-	-	-	-	-
Functions 2300,2400: ADMINISTRATION SUPPORT																
Licensed		-	-	-	-	-	-	-	-	-	-	-	-	-	-	-
Non-Licensed		-	-	-	-	-	-	-	-	-	-	-	-	-	-	-
Substitutes		-	-	-	-	-	-	-	-	-	-	-	-	-	-	-
Extra Duty Assignments (enter # in FTE column)		-	-	-	-	-	-	-	-	-	-	-	-	-	-	-
Note: # of extra duty assignments are not in FTE to																
Total Administration Support Personnel		-	-	-	-	-	-	-	-	-	-	-	-	-	-	-
Functions 2500,2600,2700,2900: OTHER SUPPORT																
Licensed		-	-	-	-	-	-	-	-	-	-	-	-	-	-	-
Non-Licensed		-	-	-	-	-	-	-	-	-	-	-	-	-	-	-
Substitutes		-	-	-	-	-	-	-	-	-	-	-	-	-	-	-
Extra Duty Assignments (enter # in FTE column)		-	-	-	-	-	-	-	-	-	-	-	-	-	-	-
Note: # of extra duty assignments are not in FTE to																
Total Other Support Personnel		-	-	-	-	-	-	-	-	-	-	-	-	-	-	-
ALL OTHER STAFF																
Non-Instructional Staff, Functions 3100-4900		-	-	-	-	-	-	-	-	-	-	-	-	-	-	-
Extra Duty Assignments (enter # in FTE column)		-	-	-	-	-	-	-	-	-	-	-	-	-	-	-
Note: # of extra duty assignments are not in FTE to																
TOTAL PERSONNEL and SALARIES		-	-	-	-	-	-	-	-	60,407	-	-	-	-	-	-
OBJECT CODE 200 BENEFITS																
210 Group Insurance Costs: (Omit object 218)																
Instructional Personnel (1000)		-	-	-	-	-	-	-	-	-	-	-	-	-	-	-
Studt & Instr Support Personnel (2100/2200)		-	-	-	-	-	-	-	-	-	-	-	-	-	-	-
Admin. Personnel (2300/2400)		-	-	-	-	-	-	-	-	-	-	-	-	-	-	-
Other Personnel (not including retirees)		-	-	-	-	-	-	-	-	-	-	-	-	-	-	-
210 TOTAL GROUP INSURANCE COSTS		-	-	-	-	-	-	-	-	-	-	-	-	-	-	-
Percent of Total Salaries		-	-	-	-	-	-	-	-	-	-	-	-	-	-	-
220 Social Security																
Instructional Personnel (1000)		-	-	-	-	-	-	-	-	-	-	-	-	-	-	-
Studt & Instr Support Personnel (2100/2200)		-	-	-	-	-	-	-	-	-	-	-	-	-	-	-
Admin. Personnel (2300/2400)		-	-	-	-	-	-	-	-	-	-	-	-	-	-	-
Other Personnel		-	-	-	-	-	-	-	-	-	-	-	-	-	-	-
220 TOTAL Social Security		-	-	-	-	-	-	-	-	-	-	-	-	-	-	-
Percent of Total Salaries		-	-	-	-	-	-	-	-	-	-	-	-	-	-	-
230 Retirement:																
Instructional Personnel (1000)		-	-	-	-	-	-	-	-	-	-	-	-	-	-	-
Studt & Instr Support Personnel (2100/2200)		-	-	-	-	-	-	-	-	-	-	-	-	-	-	-
Admin. Personnel (2300/2400)		-	-	-	-	-	-	-	-	-	-	-	-	-	-	-
Other Personnel		-	-	-	-	-	-	-	-	-	-	-	-	-	-	-

STATE GRANTS

		Grant Code	CTE-other	Disruptive	ZOOM (EL) Clark and Washoe	LEP pre-K	ZOOM (EL) All Others	Kinder-CSR Expansion	Full Day K Portables	Kinder-CSR Portables	Full day K	Non-Title I	Empowerment	JASON	CTE formula	CTE Agr	CTE Busn
			285	286	287	288	287/289	290	291	292	295	297	298	299	300	301	302
Rainbow Dreams Academy																	
SCHOOL DISTRICT/CHARTER SCHOOL:																	
DESCRIPTION																	
230	TOTAL RETIREMENT		-	-	-	-	-	-	-	-	-	-	-	-	-	-	-
	Percent of Total Salaries		-	-	-	-	-	-	-	-	-	-	-	-	-	-	-
240	Medicare:																
	Instructional Personnel (1000)		-	-	-	-	-	-	-	-	-	-	-	-	-	-	-
	Studt & Instr Support Personnel (2100/2200)		-	-	-	-	-	-	-	-	-	-	-	-	-	-	-
	Admin. Personnel (2300/2400)		-	-	-	-	-	-	-	-	-	-	-	-	-	-	-
	Other Personnel		-	-	-	-	-	-	-	-	-	-	-	-	-	-	-
240	TOTAL MEDICARE		-	-	-	-	-	-	-	-	-	-	-	-	-	-	-
	Percent of Total Salaries		-	-	-	-	-	-	-	-	-	-	-	-	-	-	-
250	Tuition Reimbursement:																
	Instructional Personnel (1000)		-	-	-	-	-	-	-	-	-	-	-	-	-	-	-
	Studt & Instr Support Personnel (2100/2200)		-	-	-	-	-	-	-	-	-	-	-	-	-	-	-
	Admin. Personnel (2300/2400)		-	-	-	-	-	-	-	-	-	-	-	-	-	-	-
	Other Personnel		-	-	-	-	-	-	-	-	-	-	-	-	-	-	-
250	TOTAL TUITION REIMBURSEMENT		-	-	-	-	-	-	-	-	-	-	-	-	-	-	-
	Percent of Total Salaries		-	-	-	-	-	-	-	-	-	-	-	-	-	-	-
260	Unemployment Compensation:																
	Instructional Personnel (1000)		-	-	-	-	-	-	-	-	-	-	-	-	-	-	-
	Studt & Instr Support Personnel (2100/2200)		-	-	-	-	-	-	-	-	-	-	-	-	-	-	-
	Admin. Personnel (2300/2400)		-	-	-	-	-	-	-	-	-	-	-	-	-	-	-
	Other Personnel		-	-	-	-	-	-	-	-	-	-	-	-	-	-	-
260	TOTAL UNEMPLOYMENT COMP		-	-	-	-	-	-	-	-	-	-	-	-	-	-	-
	Percent of Total Salaries		-	-	-	-	-	-	-	-	-	-	-	-	-	-	-
270	Worker's Compensation:																
	Instructional Personnel (1000)		-	-	-	-	-	-	-	-	-	-	-	-	-	-	-
	Studt & Instr Support Personnel (2100/2200)		-	-	-	-	-	-	-	-	-	-	-	-	-	-	-
	Admin. Personnel (2300/2400)		-	-	-	-	-	-	-	-	-	-	-	-	-	-	-
	Other Personnel		-	-	-	-	-	-	-	-	-	-	-	-	-	-	-
270	TOTAL WORKER'S COMPENSATION		-	-	-	-	-	-	-	-	-	-	-	-	-	-	-
	Percent of Total Salaries		-	-	-	-	-	-	-	-	-	-	-	-	-	-	-
280	Health Benefits: (Omit object 289)																
	Instructional Personnel (1000)		-	-	-	-	-	-	-	-	-	-	-	-	-	-	-
	Studt & Instr Support Personnel (2100/2200)		-	-	-	-	-	-	-	-	-	-	-	-	-	-	-
	Admin. Personnel (2300/2400)		-	-	-	-	-	-	-	-	-	-	-	-	-	-	-
	Other Personnel (not including retirees)		-	-	-	-	-	-	-	-	-	-	-	-	-	-	-
280	TOTAL HEALTH BENEFITS		-	-	-	-	-	-	-	-	-	-	-	-	-	-	-
	Percent of Total Salaries		-	-	-	-	-	-	-	-	-	-	-	-	-	-	-
290	Other Benefits:																
	Instructional Personnel (1000)		-	-	-	-	-	-	-	-	-	-	-	-	-	-	-
	Studt & Instr Support Personnel (2100/2200)		-	-	-	-	-	-	-	-	-	-	-	-	-	-	-
	Admin. Personnel (2300/2400)		-	-	-	-	-	-	-	-	-	-	-	-	-	-	-
	Other Personnel		-	-	-	-	-	-	-	-	-	-	-	-	-	-	-
290	TOTAL OTHER BENEFITS		-	-	-	-	-	-	-	-	-	-	-	-	-	-	-
	Percent of Total Salaries		-	-	-	-	-	-	-	-	-	-	-	-	-	-	-
	SUBTOTAL FRINGE BENEFITS AND OTHER COSTS		-	-	-	-	-	-	-	-	-	-	-	-	-	-	-
218	Retired Employee Group Insurance Subsidy																
	PEBS		-	-	-	-	-	-	-	-	-	-	-	-	-	-	-
	Other (Not PEBS)		-	-	-	-	-	-	-	-	-	-	-	-	-	-	-
289	Retired Health Annual Required Contribution																
	PEBS (held for OPEB liabilities)		-	-	-	-	-	-	-	-	-	-	-	-	-	-	-
	Other (Not PEBS)		-	-	-	-	-	-	-	-	-	-	-	-	-	-	-
	TOTAL SALARIES & FRINGE BENEFITS		-	-	-	-	-	-	-	-	60,407	-	-	-	-	-	-
300-600	OPERATIONAL EXPENSES - all functions																
	PURCHASED PROF &TECH SERVICES																
310	Official/Administrative Services		-	-	-	-	-	-	-	-	-	-	-	-	-	-	-
320	Professional Educational Services		-	-	-	-	-	-	-	-	-	-	-	-	-	-	-
330	Professional Employee Training/Development		-	-	-	-	-	-	-	-	-	-	-	-	-	-	-

STATE GRANTS

FY2017 NRS 387.303 REPORT				ZOOM (EL)		ZOOM (EL)										
STATE GRANTS		CTE-other	Disruptive	Clark and Washoe	LEP pre-K	All Others	Kinder-CSR Expansion	Full Day K Portables	Kinder-CSR Portables	Full day K	Non-Title I	Empowerment	JASON	CTE formula	CTE Agr	CTE Busn
Grant Code		285	286	287	288	287/289	290	291	292	295	297	298	299	300	301	302
Rainbow Dreams Academy																
SCHOOL DISTRICT/CHARTER SCHOOL:																
DESCRIPTION																
340	Other Professional Services	-	-	-	-	-	-	-	-	-	-	-	-	-	-	-
345	Marketing Services															
350	Technical Services	-	-	-	-	-	-	-	-	-	-	-	-	-	-	-
360	Other Specialized Services not included above															
PURCHASED PROPERTY SERVICES																
410	Utility Services	-	-	-	-	-	-	-	-	-	-	-	-	-	-	-
420	Cleaning Services	-	-	-	-	-	-	-	-	-	-	-	-	-	-	-
421	Garbage / Disposal															
422	Janitorial / Custodial Services															
430	Repairs and Maintenance Services	-	-	-	-	-	-	-	-	-	-	-	-	-	-	-
440	Rentals: see below															
441	Rentals of land and buildings	-	-	-	-	-	-	-	-	-	-	-	-	-	-	-
442	Rentals of equipment and vehicles	-	-	-	-	-	-	-	-	-	-	-	-	-	-	-
443	Rentals of computers and related equipment	-	-	-	-	-	-	-	-	-	-	-	-	-	-	-
444	Rental of other items (such as supplies, books)															
450	Construction Services	-	-	-	-	-	-	-	-	-	-	-	-	-	-	-
490	Other Purchased Property Services	-	-	-	-	-	-	-	-	-	-	-	-	-	-	-
OTHER PURCHASED SERVICES																
510	Student Transportation Services	-	-	-	-	-	-	-	-	-		-	-	-	-	-
520	Insurance: see below															
521	Property Insurance	-	-	-	-	-	-	-	-	-	-	-	-	-	-	-
522	Liability Insurance	-	-	-	-	-	-	-	-	-	-	-	-	-	-	-
523	Fidelity / Other Insurance	-	-	-	-	-	-	-	-	-	-	-	-	-	-	-
530	Postage/Communications	-	-	-	-	-	-	-	-	-	-	-	-	-	-	-
540	Advertising	-	-	-	-	-	-	-	-	-	-	-	-	-	-	-
550	Printing and Binding	-	-	-	-	-	-	-	-	-	-	-	-	-	-	-
560	Tuition	-	-	-	-	-	-	-	-	-	-	-	-	-	-	-
570	Food Service Management	-	-	-	-	-	-	-	-	-	-	-	-	-	-	-
580	Travel (staff)	-	-	-	-	-	-	-	-	-	-	-	-	-	-	-
590	Interagency Purch Serv less CS fees below	-	-	-	-	-	-	-	-	-	-	-	-	-	-	-
591	Charter School Fees to sponsor	-	-	-	-	-	-	-	-	-	-	-	-	-	-	-
591	CS EMO payments not reported elsewhere	-	-	-	-	-	-	-	-	-	-	-	-	-	-	-
SUPPLIES (Less than \$5,000 per unit)																
610	General Supplies - Instructional (funct 1000)	-	-	-	-	-	-	-	-	-	-	-	-	-	-	-
610	General Supplies - Library (funct 2220)	-	-	-	-	-	-	-	-	-	-	-	-	-	-	-
610	General Supplies - Other	-	-	-	-	-	-	-	-	-	-	-	-	-	-	-
612	Gen Supplies of Higher Value (exclude instruct)	-	-	-	-	-	-	-	-	-	-	-	-	-	-	-
612	Gen supplies of Higher Value - instructional															
620	Energy (see below)															
621	Energy - Natural Gas	-	-	-	-	-	-	-	-	-		-	-	-	-	-
622	Energy - Electricity	-	-	-	-	-	-	-	-	-		-	-	-	-	-
623	Energy - Bottled Gas	-	-	-	-	-	-	-	-	-	-	-	-	-	-	-
624	Energy - Oil	-	-	-	-	-	-	-	-	-	-	-	-	-	-	-
625	Energy - Coal	-	-	-	-	-	-	-	-	-	-	-	-	-	-	-
626	Energy - Gasoline	-	-	-	-	-	-	-	-	-	-	-	-	-	-	-
629	Energy - Other	-	-	-	-	-	-	-	-	-	-	-	-	-	-	-
630	Food (food service program only)	-	-	-	-	-	-	-	-	-	-	-	-	-	-	-
640	Books and Periodicals-NO textbooks nor library	-	-	-	-	-	-	-	-	-	-	-	-	-	-	-
640	Books and Periodicals - LIBRARY ONLY	-	-	-	-	-	-	-	-	-	-	-	-	-	-	-
641	Textbooks	-	-	-	-	-	-	-	-	-	-	-	-	-	-	-
650	Information Technology - Other (exclude below)	-	-	-	-	-	-	-	-	-	-	-	-	-	-	-
650	Information Technology - Instruction (func 1000)	-	-	-	-	-	-	-	-	-	-	-	-	-	-	-
651	Instructional software	-	-	-	-	-	-	-	-	-	-	-	-	-	-	-
652	Instruct. IT items of higher value (incl computers)	-	-	-	-	-	-	-	-	-	-	-	-	-	-	-
653	Instructional web-based and similar programs	-	-	-	-	-	-	-	-	-	-	-	-	-	-	-
TOTAL OPERATIONAL EXPENSES		-	-	-	-	-	-	-	-	-	-	-	-	-	-	-
700	PROPERTY (\$5,000 or greater per unit)															

STATE GRANTS

		CTE-other	Disruptive	ZOOM (EL) Clark and Washoe	LEP-pre-K	ZOOM (EL) All Others	Kinder-CSR Expansion	Full Day K Portables	Kinder-CSR Portables	Full day K	Non-Title I	Empowerment	JASON	CTE formula	CTE Agr	CTE Busn
Grant Code		285	286	287	288	287/289	290	291	292	295	297	298	299	300	301	302
Rainbow Dreams Academy																
SCHOOL DISTRICT/CHARTER SCHOOL:																
DESCRIPTION																
710	Land and Land Improvements	-	-	-	-	-	-	-	-	-	-	-	-	-	-	-
720	Buildings	-	-	-	-	-	-	-	-	-	-	-	-	-	-	-
730	Equipment - Instructional (excude 734, 735 below)	-	-	-	-	-	-	-	-	-	-	-	-	-	-	-
734	Instructional Computer Hardware	-	-	-	-	-	-	-	-	-	-	-	-	-	-	-
735	Instructional Technology Software	-	-	-	-	-	-	-	-	-	-	-	-	-	-	-
730	Equipment - Transportation Function 2700	-	-	-	-	-	-	-	-	-	-	-	-	-	-	-
730	Equipment/Software - Non-instructional	-	-	-	-	-	-	-	-	-	-	-	-	-	-	-
730	Capital Lease-Instructional equip (exclude 734, 735	-	-	-	-	-	-	-	-	-	-	-	-	-	-	-
734	Capital Lease Instructional Computer Hardware	-	-	-	-	-	-	-	-	-	-	-	-	-	-	-
735	Capital Lease - Instructional Technology software	-	-	-	-	-	-	-	-	-	-	-	-	-	-	-
730	Capital Lease - Transportation Function 2700	-	-	-	-	-	-	-	-	-	-	-	-	-	-	-
730	Capital Lease - Non-instructional Equipment/Softwa	-	-	-	-	-	-	-	-	-	-	-	-	-	-	-
740	Infrastructure	-	-	-	-	-	-	-	-	-	-	-	-	-	-	-
790	Depreciation	-	-	-	-	-	-	-	-	-	-	-	-	-	-	-
700	TOTAL ALL PROPERTY	-	-	-	-	-	-	-	-	-	-	-	-	-	-	-
SUBTOTAL EXPENSES		-	-	-	-	-	-	-	-	60,407	-	-	-	-	-	-
Changes to Balance Sheet/Statement of Net assets:																
711	Reserve for Inventory	-	-	-	-	-	-	-	-	-	-	-	-	-	-	-
712	Reserve for Prepaids	-	-	-	-	-	-	-	-	-	-	-	-	-	-	-
713	Reserve for Encumbrances	-	-	-	-	-	-	-	-	-	-	-	-	-	-	-
714	Other Reserves	-	-	-	-	-	-	-	-	-	-	-	-	-	-	-
Total changes Reserves: Fund balances/Fund Net Asset		-	-	-	-	-	-	-	-	-	-	-	-	-	-	-
SUBTOTAL EXPENSES & BALANCE SHEET		-	-	-	-	-	-	-	-	60,407	-	-	-	-	-	-
800	Debt Services & Misc (exclude 891 and 893)	-	-	-	-	-	-	-	-	-	-	-	-	-	-	-
893	Indirect Costs	-	-	-	-	-	-	-	-	-	-	-	-	-	-	-
900	Other - Exclude 910 and 990	-	-	-	-	-	-	-	-	-	-	-	-	-	-	-
910	Transfers out (not listed below)	-	-	-	-	-	-	-	-	-	-	-	-	-	-	-
971	Pass through Dollars to Other School Districts			-		-		-		-				-		
972	Pass through Dollars to Charter Schools			-		-		-		-				-		
973	Pass through Dollars to Other Entities			-		-		-		-				-		
Balances:																
891	Contingency	-	-	-	-	-	-	-	-	-	-	-	-	-	-	-
990	Ending Balance	-	-	-	-	-	-	-	-	-	-	-	-	-	-	-
TOTAL ENDING BALANCE		-	-	-	-	-	-	-	-	-	-	-	-	-	-	-
TOTAL USES		-	-	-	-	-	-	-	-	60,407	-	-	-	-	-	-
WORKSHEET BALANCE		-	-	-	-	-	-	-	-	0	-	-	-	-	-	-

STATE GRANTS													Common Core Implementation	Teacher Supplies Reimb.	Safe & Resp. Anti-Bullying	Turnaround Underperf. Schools
Grant Code		GTE fam	GTE Health	GTE Inform	GTE Trade	GTE Apparent	Adult continue	NV H&HS	GPS-H&HS	H&HS-refer	LEAP	SLEAP				
		303	304	305	306	307	310	315	316	317	318	319	324	325	326	335
Rainbow Dreams Academy																
SCHOOL DISTRICT/CHARTER SCHOOL: DESCRIPTION																
Rev.	RESOURCES															
1000	Local Revenue (see below)															
1110	Ad Valorem Taxes per DSA payments	-	-	-	-	-	-	-	-	-	-	-	-	-	-	-
	Amount to true-up actual Ad Valorem Taxes	-	-	-	-	-	-	-	-	-	-	-	-	-	-	-
1120	Sales & Use Taxes / LSST (Local Sch supp)	-	-	-	-	-	-	-	-	-	-	-	-	-	-	-
	Amount to true-up actual LSST Taxes	-	-	-	-	-	-	-	-	-	-	-	-	-	-	-
1140	Penalties and Interest on taxes	-	-	-	-	-	-	-	-	-	-	-	-	-	-	-
1150	Residential Construction Tax	-	-	-	-	-	-	-	-	-	-	-	-	-	-	-
1190	Other Local Taxes	-	-	-	-	-	-	-	-	-	-	-	-	-	-	-
1191	Franchise Fees	-	-	-	-	-	-	-	-	-	-	-	-	-	-	-
1192	Governmental Services Tax	-	-	-	-	-	-	-	-	-	-	-	-	-	-	-
1200	Rev from other local govm't units (not SD)	-	-	-	-	-	-	-	-	-	-	-	-	-	-	-
1300	Tuition	-	-	-	-	-	-	-	-	-	-	-	-	-	-	-
1400	Transportation fees	-	-	-	-	-	-	-	-	-	-	-	-	-	-	-
1500	Investment Income	-	-	-	-	-	-	-	-	-	-	-	-	-	-	-
1600	Food Services	-	-	-	-	-	-	-	-	-	-	-	-	-	-	-
1700	District Activities (not student activities)	-	-	-	-	-	-	-	-	-	-	-	-	-	-	-
1800	Revenue from Community Services Activities	-	-	-	-	-	-	-	-	-	-	-	-	-	-	-
1900	Other rev from local sources-less CS fee below	-	-	-	-	-	-	-	-	-	-	-	-	-	-	-
1951	Misc revenue from other NV school districts	-	-	-	-	-	-	-	-	-	-	-	-	-	-	-
1951	Charter School Fees portion of code 1951	-	-	-	-	-	-	-	-	-	-	-	-	-	-	-
1000	Total Local Revenue:	-	-	-	-	-	-	-	-	-	-	-	-	-	-	-
2000	Revenue from Intermediate Sources	-	-	-	-	-	-	-	-	-	-	-	-	-	-	-
3000	State Revenue (see below)															
3100	Unrestricted Grants-in-aid (DSA)-as of 6/30/17	-	-	-	-	-	-	-	-	-	-	-	-	-	-	-
	DSA True Up Adjustments	-	-	-	-	-	-	-	-	-	-	-	-	-	-	-
	Charter School Sponsor Fee Withheld from DSA	-	-	-	-	-	-	-	-	-	-	-	-	-	-	-
	FY16 DSA recorded in FY17 (+ or -)	-	-	-	-	-	-	-	-	-	-	-	-	-	-	-
	FY17 DSA recorded in FY18 (+ or -)	-	-	-	-	-	-	-	-	-	-	-	-	-	-	-
3200	State Govnm't restricted funding/grants-in-aid	-	-	-	-	-	-	-	-	-	-	-	-	-	-	-
	FY16 State revenue recorded in FY17	-	-	-	-	-	-	-	-	-	-	-	-	-	-	-
	FY17 State rev. recorded in FY18 (+ or -)	-	-	-	-	-	-	-	-	-	-	-	-	-	-	-
3800	Revenue in Lieu of Taxes	-	-	-	-	-	-	-	-	-	-	-	-	-	-	-
3000	Total State Revenue:	-	-	-	-	-	-	-	-	-	-	-	-	-	-	-
4000	Federal Sources (see below)															
	Public Law 874 (Impact Aid) - codes 420-422	-	-	-	-	-	-	-	-	-	-	-	-	-	-	-
	Forest Reserve - Codes 401-402	-	-	-	-	-	-	-	-	-	-	-	-	-	-	-
	Other Federal Support - other codes 400-899	-	-	-	-	-	-	-	-	-	-	-	-	-	-	-
	FY16 Federal revenue recorded in FY17	-	-	-	-	-	-	-	-	-	-	-	-	-	-	-
	FY17 Fed rev recorded in FY18 (+ or -)	-	-	-	-	-	-	-	-	-	-	-	-	-	-	-
4000	Total Federal Revenue	-	-	-	-	-	-	-	-	-	-	-	-	-	-	-
5100	Issuance of Bonds	-	-	-	-	-	-	-	-	-	-	-	-	-	-	-
5200	Fund Transfers In	-	-	-	-	-	-	-	-	-	-	-	-	-	-	-
5300	Proceeds from disposal of property	-	-	-	-	-	-	-	-	-	-	-	-	-	-	-
5400	Loan Proceeds	-	-	-	-	-	-	-	-	-	-	-	-	-	-	-
5500	Capital Lease Proceeds	-	-	-	-	-	-	-	-	-	-	-	-	-	-	-
5600	Other Long-term Debt Proceeds	-	-	-	-	-	-	-	-	-	-	-	-	-	-	-
6000	Other Items	-	-	-	-	-	-	-	-	-	-	-	-	-	-	-
8000	OPENING FUND BALANCE	-	-	-	-	-	-	-	-	-	-	-	-	-	-	-
SUBTOTAL RESOURCES		-	-	-	-	-	-	-	-	-	-	-	-	-	-	-
Balance Sheet/Statement of Net assets:																
711	Reserve for Inventory	-	-	-	-	-	-	-	-	-	-	-	-	-	-	-
712	Reserve for Prepaids	-	-	-	-	-	-	-	-	-	-	-	-	-	-	-
713	Reserve for Encumbrances	-	-	-	-	-	-	-	-	-	-	-	-	-	-	-
714	Other Reserves	-	-	-	-	-	-	-	-	-	-	-	-	-	-	-
	Subtotal Reserves: Fund balances/Fund Net Asset	-	-	-	-	-	-	-	-	-	-	-	-	-	-	-
GRAND TOTAL RESOURCES		-	-	-	-	-	-	-	-	-	-	-	-	-	-	-

STATE GRANTS		GTE fam	GTE Health	GTE Inform	GTE Trade	GTE Apparent	Adult continue	NV H&HS	CPS-H&HS	H&HS refer	LEAP	SLEAP	Implementation	Reimb.	Bullying	Schools
Grant Code		303	304	305	306	307	310	315	316	317	318	319	324	325	326	335
Rainbow Dreams Academy																
SCHOOL DISTRICT/CHARTER SCHOOL:																
DESCRIPTION																
EXPENDITURES																
OBJECT CODE 100 SALARIES																
Function 1000 INSTRUCTION																
Licensed		-	-	-	-	-	-	-	-	-	-	-	-	-	-	-
Non-Licensed		-	-	-	-	-	-	-	-	-	-	-	-	-	-	-
Substitutes		-	-	-	-	-	-	-	-	-	-	-	-	-	-	-
Extra Duty Assignments (enter # in FTE column)		-	-	-	-	-	-	-	-	-	-	-	-	-	-	-
Note: # of extra duty assignments are not in FTE to																
Total Instructional Personnel		-	-	-	-	-	-	-	-	-	-	-	-	-	-	-
Functions 2100, 2200: Student/Instruction SUPPORT																
Licensed		-	-	-	-	-	-	-	-	-	-	-	-	-	-	-
Non-Licensed		-	-	-	-	-	-	-	-	-	-	-	-	-	-	-
Substitutes		-	-	-	-	-	-	-	-	-	-	-	-	-	-	-
Extra Duty Assignments (enter # in FTE column)		-	-	-	-	-	-	-	-	-	-	-	-	-	-	-
Note: # of extra duty assignments are not in FTE to																
Total Student / Instructional Support		-	-	-	-	-	-	-	-	-	-	-	-	-	-	-
Functions 2300,2400: ADMINISTRATION SUPPORT																
Licensed		-	-	-	-	-	-	-	-	-	-	-	-	-	-	-
Non-Licensed		-	-	-	-	-	-	-	-	-	-	-	-	-	-	-
Substitutes		-	-	-	-	-	-	-	-	-	-	-	-	-	-	-
Extra Duty Assignments (enter # in FTE column)		-	-	-	-	-	-	-	-	-	-	-	-	-	-	-
Note: # of extra duty assignments are not in FTE to																
Total Administration Support Personnel		-	-	-	-	-	-	-	-	-	-	-	-	-	-	-
Functions 2500,2600,2700,2900: OTHER SUPPORT																
Licensed		-	-	-	-	-	-	-	-	-	-	-	-	-	-	-
Non-Licensed		-	-	-	-	-	-	-	-	-	-	-	-	-	-	-
Substitutes		-	-	-	-	-	-	-	-	-	-	-	-	-	-	-
Extra Duty Assignments (enter # in FTE column)		-	-	-	-	-	-	-	-	-	-	-	-	-	-	-
Note: # of extra duty assignments are not in FTE to																
Total Other Support Personnel		-	-	-	-	-	-	-	-	-	-	-	-	-	-	-
ALL OTHER STAFF																
Non-Instructional Staff, Functions 3100-4900		-	-	-	-	-	-	-	-	-	-	-	-	-	-	-
Extra Duty Assignments (enter # in FTE column)		-	-	-	-	-	-	-	-	-	-	-	-	-	-	-
Note: # of extra duty assignments are not in FTE to																
TOTAL PERSONNEL and SALARIES		-	-	-	-	-	-	-	-	-	-	-	-	-	-	-
OBJECT CODE 200 BENEFITS																
210 Group Insurance Costs: (Omit object 218)																
Instructional Personnel (1000)		-	-	-	-	-	-	-	-	-	-	-	-	-	-	-
Studt & Instr Support Personnel (2100/2200)		-	-	-	-	-	-	-	-	-	-	-	-	-	-	-
Admin. Personnel (2300/2400)		-	-	-	-	-	-	-	-	-	-	-	-	-	-	-
Other Personnel (not including retirees)		-	-	-	-	-	-	-	-	-	-	-	-	-	-	-
210 TOTAL GROUP INSURANCE COSTS		-	-	-	-	-	-	-	-	-	-	-	-	-	-	-
Percent of Total Salaries		-	-	-	-	-	-	-	-	-	-	-	-	-	-	-
220 Social Security																
Instructional Personnel (1000)		-	-	-	-	-	-	-	-	-	-	-	-	-	-	-
Studt & Instr Support Personnel (2100/2200)		-	-	-	-	-	-	-	-	-	-	-	-	-	-	-
Admin. Personnel (2300/2400)		-	-	-	-	-	-	-	-	-	-	-	-	-	-	-
Other Personnel		-	-	-	-	-	-	-	-	-	-	-	-	-	-	-
220 TOTAL Social Security		-	-	-	-	-	-	-	-	-	-	-	-	-	-	-
Percent of Total Salaries		-	-	-	-	-	-	-	-	-	-	-	-	-	-	-
230 Retirement:																
Instructional Personnel (1000)		-	-	-	-	-	-	-	-	-	-	-	-	-	-	-
Studt & Instr Support Personnel (2100/2200)		-	-	-	-	-	-	-	-	-	-	-	-	-	-	-
Admin. Personnel (2300/2400)		-	-	-	-	-	-	-	-	-	-	-	-	-	-	-
Other Personnel		-	-	-	-	-	-	-	-	-	-	-	-	-	-	-

STATE GRANTS

FY2017 NRS 387.303 REPORT													Teacher Supplies Reimb.	Safe & Resp. Anti- Bullying	Turnaround Underperf. Schools	
STATE GRANTS		GTE fam	GTE Health	GTE Inform	GTE Trade	GTE Apparent	Adult continue	NV H&HS	GPS-H&HS	H&HS refer	LEAP	SLEAP	Common Core Implementation			
Grant Code		303	304	305	306	307	310	315	316	317	318	319	324	325	326	335
Rainbow Dreams Academy																
SCHOOL DISTRICT/CHARTER SCHOOL: DESCRIPTION																
230	TOTAL RETIREMENT	-	-	-	-	-	-	-	-	-	-	-	-	-	-	-
	Percent of Total Salaries	-	-	-	-	-	-	-	-	-	-	-	-	-	-	-
240	Medicare:															
	Instructional Personnel (1000)	-	-	-	-	-	-	-	-	-	-	-	-	-	-	-
	Studt & Instr Support Personnel (2100/2200)	-	-	-	-	-	-	-	-	-	-	-	-	-	-	-
	Admin. Personnel (2300/2400)	-	-	-	-	-	-	-	-	-	-	-	-	-	-	-
	Other Personnel	-	-	-	-	-	-	-	-	-	-	-	-	-	-	-
240	TOTAL MEDICARE	-	-	-	-	-	-	-	-	-	-	-	-	-	-	-
	Percent of Total Salaries	-	-	-	-	-	-	-	-	-	-	-	-	-	-	-
250	Tuition Reimbursement:															
	Instructional Personnel (1000)	-	-	-	-	-	-	-	-	-	-	-	-	-	-	-
	Studt & Instr Support Personnel (2100/2200)	-	-	-	-	-	-	-	-	-	-	-	-	-	-	-
	Admin. Personnel (2300/2400)	-	-	-	-	-	-	-	-	-	-	-	-	-	-	-
	Other Personnel	-	-	-	-	-	-	-	-	-	-	-	-	-	-	-
250	TOTAL TUITION REIMBURSEMENT	-	-	-	-	-	-	-	-	-	-	-	-	-	-	-
	Percent of Total Salaries	-	-	-	-	-	-	-	-	-	-	-	-	-	-	-
260	Unemployment Compensation:															
	Instructional Personnel (1000)	-	-	-	-	-	-	-	-	-	-	-	-	-	-	-
	Studt & Instr Support Personnel (2100/2200)	-	-	-	-	-	-	-	-	-	-	-	-	-	-	-
	Admin. Personnel (2300/2400)	-	-	-	-	-	-	-	-	-	-	-	-	-	-	-
	Other Personnel	-	-	-	-	-	-	-	-	-	-	-	-	-	-	-
260	TOTAL UNEMPLOYMENT COMP	-	-	-	-	-	-	-	-	-	-	-	-	-	-	-
	Percent of Total Salaries	-	-	-	-	-	-	-	-	-	-	-	-	-	-	-
270	Worker's Compensation:															
	Instructional Personnel (1000)	-	-	-	-	-	-	-	-	-	-	-	-	-	-	-
	Studt & Instr Support Personnel (2100/2200)	-	-	-	-	-	-	-	-	-	-	-	-	-	-	-
	Admin. Personnel (2300/2400)	-	-	-	-	-	-	-	-	-	-	-	-	-	-	-
	Other Personnel	-	-	-	-	-	-	-	-	-	-	-	-	-	-	-
270	TOTAL WORKER'S COMPENSATION	-	-	-	-	-	-	-	-	-	-	-	-	-	-	-
	Percent of Total Salaries	-	-	-	-	-	-	-	-	-	-	-	-	-	-	-
280	Health Benefits: (Omit object 289)															
	Instructional Personnel (1000)	-	-	-	-	-	-	-	-	-	-	-	-	-	-	-
	Studt & Instr Support Personnel (2100/2200)	-	-	-	-	-	-	-	-	-	-	-	-	-	-	-
	Admin. Personnel (2300/2400)	-	-	-	-	-	-	-	-	-	-	-	-	-	-	-
	Other Personnel (not including retirees)	-	-	-	-	-	-	-	-	-	-	-	-	-	-	-
280	TOTAL HEALTH BENEFITS	-	-	-	-	-	-	-	-	-	-	-	-	-	-	-
	Percent of Total Salaries	-	-	-	-	-	-	-	-	-	-	-	-	-	-	-
290	Other Benefits:															
	Instructional Personnel (1000)	-	-	-	-	-	-	-	-	-	-	-	-	-	-	-
	Studt & Instr Support Personnel (2100/2200)	-	-	-	-	-	-	-	-	-	-	-	-	-	-	-
	Admin. Personnel (2300/2400)	-	-	-	-	-	-	-	-	-	-	-	-	-	-	-
	Other Personnel	-	-	-	-	-	-	-	-	-	-	-	-	-	-	-
290	TOTAL OTHER BENEFITS	-	-	-	-	-	-	-	-	-	-	-	-	-	-	-
	Percent of Total Salaries	-	-	-	-	-	-	-	-	-	-	-	-	-	-	-
SUBTOTAL FRINGE BENEFITS AND OTHER COSTS		-	-	-	-	-	-	-	-	-	-	-	-	-	-	-
218	Retired Employee Group Insurance Subsidy															
	PEBS	-	-	-	-	-	-	-	-	-	-	-	-	-	-	-
	Other (Not PEBS)	-	-	-	-	-	-	-	-	-	-	-	-	-	-	-
289	Retired Health Annual Required Contribution															
	PEBS (held for OPEB liabilities)	-	-	-	-	-	-	-	-	-	-	-	-	-	-	-
	Other (Not PEBS)	-	-	-	-	-	-	-	-	-	-	-	-	-	-	-
TOTAL SALARIES & FRINGE BENEFITS		-	-	-	-	-	-	-	-	-	-	-	-	-	-	-
300-600	OPERATIONAL EXPENSES - all functions															
PURCHASED PROF &TECH SERVICES																
310	Official/Administrative Services	-	-	-	-	-	-	-	-	-	-	-	-	-	-	-
320	Professional Educational Services	-	-	-	-	-	-	-	-	-	-	-	-	-	-	-
330	Professional Employee Training/Development	-	-	-	-	-	-	-	-	-	-	-	-	-	-	-

STATE GRANTS														Teacher Supplies Reimb.	Safe & Resp. Anti- Bullying	Turnaround Underperf. Schools
Grant Code		GTE fam	GTE Health	GTE Inform	GTE Trade	GTE Apparent	Adult continue	NV H&HS	GPS-H&HS	H&HS-refer	LEAP	SLEAP	Common-Core Implementation	325	326	335
Rainbow Dreams Academy		303	304	305	306	307	310	315	316	317	318	319	324			
SCHOOL DISTRICT/CHARTER SCHOOL: DESCRIPTION																
340	Other Professional Services	-	-	-	-	-	-	-	-	-	-	-	-	-	-	-
345	Marketing Services	-	-	-	-	-	-	-	-	-	-	-	-	-	-	-
350	Technical Services	-	-	-	-	-	-	-	-	-	-	-	-	-	-	-
360	Other Specialized Services not included above															
PURCHASED PROPERTY SERVICES																
410	Utility Services	-	-	-	-	-	-	-	-	-	-	-	-	-	-	-
420	Cleaning Services	-	-	-	-	-	-	-	-	-	-	-	-	-	-	-
421	Garbage / Disposal															
422	Janitorial / Custodial Services															
430	Repairs and Maintenance Services	-	-	-	-	-	-	-	-	-	-	-	-	-	-	-
440	Rentals: see below															
441	Rentals of land and buildings	-	-	-	-	-	-	-	-	-	-	-	-	-	-	-
442	Rentals of equipment and vehicles	-	-	-	-	-	-	-	-	-	-	-	-	-	-	-
443	Rentals of computers and related equipment	-	-	-	-	-	-	-	-	-	-	-	-	-	-	-
444	Rental of other items (such as supplies, books)	-	-	-	-	-	-	-	-	-	-	-	-	-	-	-
450	Construction Services	-	-	-	-	-	-	-	-	-	-	-	-	-	-	-
490	Other Purchased Property Services	-	-	-	-	-	-	-	-	-	-	-	-	-	-	-
OTHER PURCHASED SERVICES																
510	Student Transportation Services	-	-	-	-	-	-	-	-	-	-	-	-	-	-	-
520	Insurance: see below															
521	Property Insurance	-	-	-	-	-	-	-	-	-	-	-	-	-	-	-
522	Liability Insurance	-	-	-	-	-	-	-	-	-	-	-	-	-	-	-
523	Fidelity / Other Insurance	-	-	-	-	-	-	-	-	-	-	-	-	-	-	-
530	Postage/Communications	-	-	-	-	-	-	-	-	-	-	-	-	-	-	-
540	Advertising	-	-	-	-	-	-	-	-	-	-	-	-	-	-	-
550	Printing and Binding	-	-	-	-	-	-	-	-	-	-	-	-	-	-	-
560	Tuition	-	-	-	-	-	-	-	-	-	-	-	-	-	-	-
570	Food Service Management	-	-	-	-	-	-	-	-	-	-	-	-	-	-	-
580	Travel (staff)	-	-	-	-	-	-	-	-	-	-	-	-	-	-	-
590	Interagency Purch Serv less CS fees below	-	-	-	-	-	-	-	-	-	-	-	-	-	-	-
591	Charter School Fees to sponsor	-	-	-	-	-	-	-	-	-	-	-	-	-	-	-
591	CS EMO payments not reported elsewhere	-	-	-	-	-	-	-	-	-	-	-	-	-	-	-
SUPPLIES (Less than \$5,000 per unit)																
610	General Supplies - Instructional (funct 1000)	-	-	-	-	-	-	-	-	-	-	-	-	-	-	-
610	General Supplies - Library (funct 2220)	-	-	-	-	-	-	-	-	-	-	-	-	-	-	-
610	General Supplies - Other	-	-	-	-	-	-	-	-	-	-	-	-	-	-	-
612	Gen Supplies of Higher Value (exclude instruct)	-	-	-	-	-	-	-	-	-	-	-	-	-	-	-
612	Gen supplies of Higher Value - instructional															
620	Energy (see below)															
621	Energy - Natural Gas	-	-	-	-	-	-	-	-	-	-	-	-	-	-	-
622	Energy - Electricity	-	-	-	-	-	-	-	-	-	-	-	-	-	-	-
623	Energy - Bottled Gas	-	-	-	-	-	-	-	-	-	-	-	-	-	-	-
624	Energy - Oil	-	-	-	-	-	-	-	-	-	-	-	-	-	-	-
625	Energy - Coal	-	-	-	-	-	-	-	-	-	-	-	-	-	-	-
626	Energy - Gasoline	-	-	-	-	-	-	-	-	-	-	-	-	-	-	-
629	Energy - Other	-	-	-	-	-	-	-	-	-	-	-	-	-	-	-
630	Food (food service program only)	-	-	-	-	-	-	-	-	-	-	-	-	-	-	-
640	Books and Periodicals-NO textbooks nor library	-	-	-	-	-	-	-	-	-	-	-	-	-	-	-
640	Books and Periodicals - LIBRARY ONLY	-	-	-	-	-	-	-	-	-	-	-	-	-	-	-
641	Textbooks	-	-	-	-	-	-	-	-	-	-	-	-	-	-	-
650	Information Technology - Other (exclude below)	-	-	-	-	-	-	-	-	-	-	-	-	-	-	-
650	Information Technology - Instruction (func 1000)	-	-	-	-	-	-	-	-	-	-	-	-	-	-	-
651	Instructional software	-	-	-	-	-	-	-	-	-	-	-	-	-	-	-
652	Instruct. IT items of higher value (incl computers)	-	-	-	-	-	-	-	-	-	-	-	-	-	-	-
653	Instructional web-based and similar programs	-	-	-	-	-	-	-	-	-	-	-	-	-	-	-
TOTAL OPERATIONAL EXPENSES		-	-	-	-	-	-	-	-	-	-	-	-	-	-	-
700	PROPERTY (\$5,000 or greater per unit)															

--	--	--

STATE GRANTS

Grant Code

College and Career Readiness	Teach Nv Scholarship Program
350	357

Peer Asst. &
Review
Program
365

UNLOCKED CELLS IN GREEN

Rainbow Dreams Academy	
SCHOOL DISTRICT/CHARTER SCHOOL:	
DESCRIPTION	
Rev:	RESOURCES
1000	Local Revenue (see below)
1110	Ad Valorem Taxes per DSA payments
	Amount to true-up actual Ad Valorem Taxes
1120	Sales & Use Taxes / LSST (Local Sch supp)
	Amount to true-up actual LSST Taxes
1140	Penalties and Interest on taxes
1150	Residential Construction Tax
1190	Other Local Taxes
1191	Franchise Fees
1192	Governmental Services Tax
1200	Rev from other local govnm't units (not SD)
1300	Tuition
1400	Transportation fees
1500	Investment Income
1600	Food Services
1700	District Activities (not student activities)
1800	Revenue from Community Services Activities
1900	Other rev from local sources-less CS fee below
1951	Misc revenue from other NV school districts
1951	Charter School Fees portion of code 1951
1000	Total Local Revenue:
2000	Revenue from Intermediate Sources
3000	State Revenue (see below)
3100	Unrestricted Grants-in-aid (DSA)-as of 6/30/17
	DSA True Up Adjustments
	Charter School Sponsor Fee Withheld from DSA
	FY16 DSA recorded in FY17 (+ or -)
	FY17 DSA recorded in FY18 (+ or -)
3200	State Govnm't restricted funding/grants-in-aid
	FY16 State revenue recorded in FY17
	FY17 State rev. recorded in FY18 (+ or -)
3800	Revenue in Lieu of Taxes
3000	Total State Revenue:
4000	Federal Sources (see below)
	Public Law 874 (Impact Aid) - codes 420-422
	Forest Reserve - Codes 401-402
	Other Federal Support - other codes 400-899
	FY16 Federal revenue recorded in FY17
	FY17 Fed rev recorded in FY18 (+ or -)
4000	Total Federal Revenue
5100	Issuance of Bonds
5200	Fund Transfers In
5300	Proceeds from disposal of property
5400	Loan Proceeds
5500	Capital Lease Proceeds
5600	Other Long-term Debt Proceeds
6000	Other Items
8000	OPENING FUND BALANCE
	SUBTOTAL RESOURCES
Balance Sheet/Statement of Net assets:	
711	Reserve for Inventory
712	Reserve for Prepaids
713	Reserve for Encumbrances
714	Other Reserves
	Subtotal Reserves: Fund balances/Fund Net Asset
	GRAND TOTAL RESOURCES

STATE GRANTS

Grant Code

College and Career Readiness	Teach Nv Scholarship Program
350	357

Peer Asst. &
Review
Program
365

UNLOCKED CELLS IN GREEN

Rainbow Dreams Academy
SCHOOL DISTRICT/CHARTER SCHOOL:
DESCRIPTION

EXPENDITURES			
OBJECT CODE 100 SALARIES			
Function 1000 INSTRUCTION			
Licensed	-	-	-
Non-Licensed	-	-	-
Substitutes	-	-	-
Extra Duty Assignments (enter # in FTE column)	-	-	-
Note: # of extra duty assignments are not in FTE to			
Total Instructional Personnel	-	-	-
Functions 2100, 2200: Student/Instruction SUPPORT			
Licensed	-	-	-
Non-Licensed	-	-	-
Substitutes	-	-	-
Extra Duty Assignments (enter # in FTE column)	-	-	-
Note: # of extra duty assignments are not in FTE to			
Total Student / Instructional Support	-	-	-
Functions 2300,2400: ADMINISTRATION SUPPORT			
Licensed	-	-	-
Non-Licensed	-	-	-
Substitutes	-	-	-
Extra Duty Assignments (enter # in FTE column)	-	-	-
Note: # of extra duty assignments are not in FTE to			
Total Administration Support Personnel	-	-	-
Functions 2500,2600,2700,2900: OTHER SUPPORT			
Licensed	-	-	-
Non-Licensed	-	-	-
Substitutes	-	-	-
Extra Duty Assignments (enter # in FTE column)	-	-	-
Note: # of extra duty assignments are not in FTE to			
Total Other Support Personnel	-	-	-
ALL OTHER STAFF			
Non-Instructional Staff, Functions 3100-4900	-	-	-
Extra Duty Assignments (enter # in FTE column)	-	-	-
Note: # of extra duty assignments are not in FTE to			
TOTAL PERSONNEL and SALARIES	-	-	-
OBJECT CODE 200 BENEFITS			
210 Group Insurance Costs: (Omit object 218)			
Instructional Personnel (1000)	-	-	-
Studt & Instr Support Personnel (2100/2200)	-	-	-
Admin. Personnel (2300/2400)	-	-	-
Other Personnel (not including retirees)	-	-	-
210 TOTAL GROUP INSURANCE COSTS	-	-	-
Percent of Total Salaries	-	-	-
220 Social Security			
Instructional Personnel (1000)	-	-	-
Studt & Instr Support Personnel (2100/2200)	-	-	-
Admin. Personnel (2300/2400)	-	-	-
Other Personnel	-	-	-
220 TOTAL Social Security	-	-	-
Percent of Total Salaries	-	-	-
230 Retirement:			
Instructional Personnel (1000)	-	-	-
Studt & Instr Support Personnel (2100/2200)	-	-	-
Admin. Personnel (2300/2400)	-	-	-
Other Personnel	-	-	-

STATE GRANTS

Grant Code

College and Career Readiness	Teach Nv Scholarship Program
350	357

Peer Asst. &
Review
Program
365

UNLOCKED CELLS IN GREEN

Rainbow Dreams Academy	
SCHOOL DISTRICT/CHARTER SCHOOL:	
DESCRIPTION	
230	TOTAL RETIREMENT
	Percent of Total Salaries
240	Medicare:
	Instructional Personnel (1000)
	Studt & Instr Support Personnel (2100/2200)
	Admin. Personnel (2300/2400)
	Other Personnel
240	TOTAL MEDICARE
	Percent of Total Salaries
250	Tuition Reimbursement:
	Instructional Personnel (1000)
	Studt & Instr Support Personnel (2100/2200)
	Admin. Personnel (2300/2400)
	Other Personnel
250	TOTAL TUITION REIMBURSEMENT
	Percent of Total Salaries
260	Unemployment Compensation:
	Instructional Personnel (1000)
	Studt & Instr Support Personnel (2100/2200)
	Admin. Personnel (2300/2400)
	Other Personnel
260	TOTAL UNEMPLOYMENT COMP
	Percent of Total Salaries
270	Worker's Compensation:
	Instructional Personnel (1000)
	Studt & Instr Support Personnel (2100/2200)
	Admin. Personnel (2300/2400)
	Other Personnel
270	TOTAL WORKER'S COMPENSATION
	Percent of Total Salaries
280	Health Benefits: (Omit object 289)
	Instructional Personnel (1000)
	Studt & Instr Support Personnel (2100/2200)
	Admin. Personnel (2300/2400)
	Other Personnel (not including retirees)
280	TOTAL HEALTH BENEFITS
	Percent of Total Salaries
290	Other Benefits:
	Instructional Personnel (1000)
	Studt & Instr Support Personnel (2100/2200)
	Admin. Personnel (2300/2400)
	Other Personnel
290	TOTAL OTHER BENEFITS
	Percent of Total Salaries
	SUBTOTAL FRINGE BENEFITS AND OTHER COSTS
218	Retired Employee Group Insurance Subsidy
	PEBS
	Other (Not PEBS)
289	Retired Health Annual Required Contribution
	PEBS (held for OPEB liabilities)
	Other (Not PEBS)
	TOTAL SALARIES & FRINGE BENEFITS
300-600	OPERATIONAL EXPENSES - all functions
	PURCHASED PROF & TECH SERVICES
310	Official/Administrative Services
320	Professional Educational Services
330	Professional Employee Training/Development

STATE GRANTS

Grant Code

College and Career Readiness	Teach Nv Scholarship Program
350	357

Peer Asst. &
Review
Program

365

UNLOCKED CELLS IN GREEN

Rainbow Dreams Academy

SCHOOL DISTRICT/CHARTER SCHOOL:

DESCRIPTION

340	Other Professional Services	-	-	-
345	Marketing Services	-	-	-
350	Technical Services	-	-	-
360	Other Specialized Services not included above	-	-	-
	PURCHASED PROPERTY SERVICES			
410	Utility Services	-	-	-
420	Cleaning Services	-	-	-
421	Garbage / Disposal	-	-	-
422	Janitorial / Custodial Services	-	-	-
430	Repairs and Maintenance Services	-	-	-
440	Rentals: see below	-	-	-
441	Rentals of land and buildings	-	-	-
442	Rentals of equipment and vehicles	-	-	-
443	Rentals of computers and related equipment	-	-	-
444	Rental of other items (such as supplies, books)	-	-	-
450	Construction Services	-	-	-
490	Other Purchased Property Services	-	-	-
	OTHER PURCHASED SERVICES			
510	Student Transportation Services	-	-	-
520	Insurance: see below	-	-	-
521	Property Insurance	-	-	-
522	Liability Insurance	-	-	-
523	Fidelity / Other Insurance	-	-	-
530	Postage/Communications	-	-	-
540	Advertising	-	-	-
550	Printing and Binding	-	-	-
560	Tuition	-	-	-
570	Food Service Management	-	-	-
580	Travel (staff)	-	-	-
590	Interagency Purch Serv less CS fees below	-	-	-
591	Charter School Fees to sponsor	-	-	-
591	CS EMO payments not reported elsewhere	-	-	-
	SUPPLIES (Less than \$5,000 per unit)			
610	General Supplies - Instructional (funct 1000)	-	-	-
610	General Supplies - Library (funct 2220)	-	-	-
610	General Supplies - Other	-	-	-
612	Gen Supplies of Higher Value (exclude instruct)	-	-	-
612	Gen supplies of Higher Value - instructional	-	-	-
620	Energy (see below)			
621	Energy - Natural Gas	-	-	-
622	Energy - Electricity	-	-	-
623	Energy - Bottled Gas	-	-	-
624	Energy - Oil	-	-	-
625	Energy - Coal	-	-	-
626	Energy - Gasoline	-	-	-
629	Energy - Other	-	-	-
630	Food (food service program only)	-	-	-
640	Books and Periodicals-NO textbooks nor library	-	-	-
640	Books and Periodicals - LIBRARY ONLY	-	-	-
641	Textbooks	-	-	-
650	Information Technology - Other (exclude below)	-	-	-
650	Information Technology - Instruction (func 1000)	-	-	-
651	Instructional software	-	-	-
652	Instruct. IT items of higher value (incl computers)	-	-	-
653	Instructional web-based and similar programs	-	-	-
	TOTAL OPERATIONAL EXPENSES	-	-	-
700	PROPERTY (\$5,000 or greater per unit)			

STATE GRANTS

		College and Career Readiness	Teach Nv Scholarship Program	Peer Asst. & Review Program
Grant Code		350	357	365
Rainbow Dreams Academy				
SCHOOL DISTRICT/CHARTER SCHOOL:				
DESCRIPTION				
710	Land and Land Improvements	-	-	-
720	Buildings	-	-	-
730	Equipment - Instructional (excude 734, 735 below)	-	-	-
734	Instructional Computer Hardware	-	-	-
735	Instructional Technology Software	-	-	-
730	Equipment - Transportation Function 2700	-	-	-
730	Equipment/Software - Non-instructional	-	-	-
730	Capital Lease-Instructional equip (exclude 734, 735	-	-	-
734	Capital Lease Instructional Computer Hardware	-	-	-
735	Capital Lease - Instructional Technology software	-	-	-
730	Capital Lease - Transportation Function 2700	-	-	-
730	Capital Lease - Non-instructional Equipment/Softwa	-	-	-
740	Infrastructure	-	-	-
790	Depreciation	-	-	-
700	TOTAL ALL PROPERTY	-	-	-
SUBTOTAL EXPENSES		-	-	-
Changes to Balance Sheet/Statement of Net assets:				
711	Reserve for Inventory	-	-	-
712	Reserve for Prepaids	-	-	-
713	Reserve for Encumbrances	-	-	-
714	Other Reserves	-	-	-
Total changes Reserves: Fund balances/Fund Net Asset		-	-	-
SUBTOTAL EXPENSES & BALANCE SHEET		-	-	-
800	Debt Services & Misc (exclude 891 and 893)	-	-	-
893	Indirect Costs	-	-	-
900	Other - Exclude 910 and 990	-	-	-
910	Transfers out (not listed below)	-	-	-
971	Pass through Dollars to Other School Districts	-	-	-
972	Pass through Dollars to Charter Schools	-	-	-
973	Pass through Dollars to Other Entities	-	-	-
Balances:				
891	Contingency	-	-	-
990	Ending Balance	-	-	-
TOTAL ENDING BALANCE		-	-	-
TOTAL USES		-	-	-
WORKSHEET BALANCE		-	-	-

UNLOCKED CELLS IN GREEN

STATE GRANTS

Grant Code

Rainbow Dreams Academy	
SCHOOL DISTRICT/CHARTER SCHOOL:	
DESCRIPTION	
Rev:	R E S O U R C E S
1000	Local Revenue (see below)
1110	Ad Valorem Taxes per DSA payments Amount to true-up actual Ad Valorem Taxes
1120	Sales & Use Taxes / LSST (Local Sch supp) Amount to true-up actual LSST Taxes
1140	Penalties and Interest on taxes
1150	Residential Construction Tax
1190	Other Local Taxes
1191	Franchise Fees
1192	Governmental Services Tax
1200	Rev from other local govnm't units (not SD)
1300	Tuition
1400	Transportation fees
1500	Investment Income
1600	Food Services
1700	District Activities (not student activities)
1800	Revenue from Community Services Activities
1900	Other rev from local sources-less CS fee below
1951	Misc revenue from other NV school districts
1951	Charter School Fees portion of code 1951
1000	Total Local Revenue:
2000	Revenue from Intermediate Sources
3000	State Revenue (see below)
3100	Unrestricted Grants-in-aid (DSA)-as of 6/30/17 DSA True Up Adjustments Charter School Sponsor Fee Withheld from DSA
	FY16 DSA recorded in FY17 (+ or -)
	FY17 DSA recorded in FY18 (+ or -)
3200	State Govnm't restricted funding/grants-in-aid
	FY16 State revenue recorded in FY17
	FY17 State rev. recorded in FY18 (+ or -)
3800	Revenue in Lieu of Taxes
3000	Total State Revenue:
4000	Federal Sources (see below)
	Public Law 874 (Impact Aid) - codes 420-422
	Forest Reserve - Codes 401-402
	Other Federal Support - other codes 400-899
	FY16 Federal revenue recorded in FY17
	FY17 Fed rev recorded in FY18 (+ or -)
4000	Total Federal Revenue
5100	Issuance of Bonds
5200	Fund Transfers In
5300	Proceeds from disposal of property
5400	Loan Proceeds
5500	Capital Lease Proceeds
5600	Other Long-term Debt Proceeds
6000	Other Items
8000	OPENING FUND BALANCE
SUBTOTAL RESOURCES	
Balance Sheet/Statement of Net assets:	
711	Reserve for Inventory
712	Reserve for Prepaids
713	Reserve for Encumbrances
714	Other Reserves
	Subtotal Reserves: Fund balances/Fund Net Asset
GRAND TOTAL RESOURCES	

STATE GRANTS

Grant Code

Rainbow Dreams Academy	
SCHOOL DISTRICT/CHARTER SCHOOL:	
DESCRIPTION	
EXPENDITURES	
OBJECT CODE 100 SALARIES	
Function 1000 INSTRUCTION	
Licensed	
Non-Licensed	
Substitutes	
Extra Duty Assignments (enter # in FTE column)	
Note: # of extra duty assignments are not in FTE total	
Total Instructional Personnel	
Functions 2100, 2200: Student/Instruction SUPPORT	
Licensed	
Non-Licensed	
Substitutes	
Extra Duty Assignments (enter # in FTE column)	
Note: # of extra duty assignments are not in FTE total	
Total Student / Instructional Support	
Functions 2300,2400: ADMINISTRATION SUPPORT	
Licensed	
Non-Licensed	
Substitutes	
Extra Duty Assignments (enter # in FTE column)	
Note: # of extra duty assignments are not in FTE total	
Total Administration Support Personnel	
Functions 2500,2600,2700,2900: OTHER SUPPORT	
Licensed	
Non-Licensed	
Substitutes	
Extra Duty Assignments (enter # in FTE column)	
Note: # of extra duty assignments are not in FTE total	
Total Other Support Personnel	
ALL OTHER STAFF	
Non-Instructional Staff, Functions 3100-4900	
Extra Duty Assignments (enter # in FTE column)	
Note: # of extra duty assignments are not in FTE total	
TOTAL PERSONNEL and SALARIES	
OBJECT CODE 200 BENEFITS	
210	Group Insurance Costs: (Omit object 218)
	Instructional Personnel (1000)
	Studt & Instr Support Personnel (2100/2200)
	Admin. Personnel (2300/2400)
	Other Personnel (not including retirees)
210	TOTAL GROUP INSURANCE COSTS
	Percent of Total Salaries
220	Social Security
	Instructional Personnel (1000)
	Studt & Instr Support Personnel (2100/2200)
	Admin. Personnel (2300/2400)
	Other Personnel
220	TOTAL Social Security
	Percent of Total Salaries
230	Retirement:
	Instructional Personnel (1000)
	Studt & Instr Support Personnel (2100/2200)
	Admin. Personnel (2300/2400)
	Other Personnel

STATE GRANTS

Grant Code

Rainbow Dreams Academy	
SCHOOL DISTRICT/CHARTER SCHOOL:	
DESCRIPTION	
230	TOTAL RETIREMENT
Percent of Total Salaries	
240	Medicare: Instructional Personnel (1000) Studt & Instr Support Personnel (2100/2200) Admin. Personnel (2300/2400) Other Personnel
240	TOTAL MEDICARE Percent of Total Salaries
250	Tuition Reimbursement: Instructional Personnel (1000) Studt & Instr Support Personnel (2100/2200) Admin. Personnel (2300/2400) Other Personnel
250	TOTAL TUITION REIMBURSEMENT Percent of Total Salaries
260	Unemployment Compensation: Instructional Personnel (1000) Studt & Instr Support Personnel (2100/2200) Admin. Personnel (2300/2400) Other Personnel
260	TOTAL UNEMPLOYMENT COMP Percent of Total Salaries
270	Worker's Compensation: Instructional Personnel (1000) Studt & Instr Support Personnel (2100/2200) Admin. Personnel (2300/2400) Other Personnel
270	TOTAL WORKER'S COMPENSATION Percent of Total Salaries
280	Health Benefits: (Omit object 289) Instructional Personnel (1000) Studt & Instr Support Personnel (2100/2200) Admin. Personnel (2300/2400) Other Personnel (not including retirees)
280	TOTAL HEALTH BENEFITS Percent of Total Salaries
290	Other Benefits: Instructional Personnel (1000) Studt & Instr Support Personnel (2100/2200) Admin. Personnel (2300/2400) Other Personnel
290	TOTAL OTHER BENEFITS Percent of Total Salaries
SUBTOTAL FRINGE BENEFITS AND OTHER COSTS	
218	Retired Employee Group Insurance Subsidy PEBS Other (Not PEBS)
289	Retired Health Annual Required Contribution PEBS (held for OPEB liabilities) Other (Not PEBS)
TOTAL SALARIES & FRINGE BENEFITS	
300-600	OPERATIONAL EXPENSES - all functions
PURCHASED PROF &TECH SERVICES	
310	Official/Administrative Services
320	Professional Educational Services
330	Professional Employee Training/Development

STATE GRANTS

Grant Code

Rainbow Dreams Academy	
SCHOOL DISTRICT/CHARTER SCHOOL:	
DESCRIPTION	
340	Other Professional Services
345	Marketing Services
350	Technical Services
360	Other Specialized Services not included above
PURCHASED PROPERTY SERVICES	
410	Utility Services
420	Cleaning Services
421	Garbage / Disposal
422	Janitorial / Custodial Services
430	Repairs and Maintenance Services
440	Rentals: see below
441	Rentals of land and buildings
442	Rentals of equipment and vehicles
443	Rentals of computers and related equipment
444	Rental of other items (such as supplies, books)
450	Construction Services
490	Other Purchased Property Services
OTHER PURCHASED SERVICES	
510	Student Transportation Services
520	Insurance: see below
521	Property Insurance
522	Liability Insurance
523	Fidelity / Other Insurance
530	Postage/Communications
540	Advertising
550	Printing and Binding
560	Tuition
570	Food Service Management
580	Travel (staff)
590	Interagency Purch Serv less CS fees below
591	Charter School Fees to sponsor
591	CS EMO payments not reported elsewhere
SUPPLIES (Less than \$5,000 per unit)	
610	General Supplies - Instructional (funct 1000)
610	General Supplies - Library (funct 2220)
610	General Supplies - Other
612	Gen Supplies of Higher Value (exclude instruct)
612	Gen supplies of Higher Value - instructional
620	Energy (see below)
621	Energy - Natural Gas
622	Energy - Electricity
623	Energy - Bottled Gas
624	Energy - Oil
625	Energy - Coal
626	Energy - Gasoline
629	Energy - Other
630	Food (food service program only)
640	Books and Periodicals-NO textbooks nor library
640	Books and Periodicals - LIBRARY ONLY
641	Textbooks
650	Information Technology - Other (exclude below)
650	Information Technology - Instruction (func 1000)
651	Instructional software
652	Instruct. IT items of higher value (incl computers)
653	Instructional web-based and similar programs
TOTAL OPERATIONAL EXPENSES	
700	PROPERTY (\$5,000 or greater per unit)

STATE GRANTS

Grant Code

Rainbow Dreams Academy	
SCHOOL DISTRICT/CHARTER SCHOOL:	
DESCRIPTION	
710	Land and Land Improvements
720	Buildings
730	Equipment - Instructional (excude 734, 735 below)
734	Instructional Computer Hardware
735	Instructional Technology Software
730	Equipment - Transportation Function 2700
730	Equipment/Software - Non-instructional
730	Capital Lease-Instructional equip (exclude 734, 735
734	Capital Lease Instructional Computer Hardware
735	Capital Lease - Instructional Technology software
730	Capital Lease - Transportation Function 2700
730	Capital Lease - Non-instructional Equipment/Softwa
740	Infrastructure
790	Depreciation
700	TOTAL ALL PROPERTY
SUBTOTAL EXPENSES	
Changes to Balance Sheet/Statement of Net assets:	
711	Reserve for Inventory
712	Reserve for Prepays
713	Reserve for Encumbrances
714	Other Reserves
Total changes Reserves: Fund balances/Fund Net Asset	
SUBTOTAL EXPENSES & BALANCE SHEET	
800	Debt Services & Misc (exclude 891 and 893)
893	Indirect Costs
900	Other - Exclude 910 and 990
910	Transfers out (not listed below)
971	Pass through Dollars to Other School Districts
972	Pass through Dollars to Charter Schools
973	Pass through Dollars to Other Entities
Balances:	
891	Contingency
990	Ending Balance
TOTAL ENDING BALANCE	
TOTAL USES	
WORKSHEET BALANCE	

STATE GRANTS

Grant Code

Rainbow Dreams Academy	
SCHOOL DISTRICT/CHARTER SCHOOL:	
DESCRIPTION	
Rev:	R E S O U R C E S
1000	Local Revenue (see below)
1110	Ad Valorem Taxes per DSA payments Amount to true-up actual Ad Valorem Taxes
1120	Sales & Use Taxes / LSST (Local Sch supp) Amount to true-up actual LSST Taxes
1140	Penalties and Interest on taxes
1150	Residential Construction Tax
1190	Other Local Taxes
1191	Franchise Fees
1192	Governmental Services Tax
1200	Rev from other local govnm't units (not SD)
1300	Tuition
1400	Transportation fees
1500	Investment Income
1600	Food Services
1700	District Activities (not student activities)
1800	Revenue from Community Services Activities
1900	Other rev from local sources-less CS fee below
1951	Misc revenue from other NV school districts
1951	Charter School Fees portion of code 1951
1000	Total Local Revenue:
2000	Revenue from Intermediate Sources
3000	State Revenue (see below)
3100	Unrestricted Grants-in-aid (DSA)-as of 6/30/17 DSA True Up Adjustments Charter School Sponsor Fee Withheld from DSA
	FY16 DSA recorded in FY17 (+ or -)
	FY17 DSA recorded in FY18 (+ or -)
3200	State Govnm't restricted funding/grants-in-aid
	FY16 State revenue recorded in FY17
	FY17 State rev. recorded in FY18 (+ or -)
3800	Revenue in Lieu of Taxes
3000	Total State Revenue:
4000	Federal Sources (see below)
	Public Law 874 (Impact Aid) - codes 420-422
	Forest Reserve - Codes 401-402
	Other Federal Support - other codes 400-899
	FY16 Federal revenue recorded in FY17
	FY17 Fed rev recorded in FY18 (+ or -)
4000	Total Federal Revenue
5100	Issuance of Bonds
5200	Fund Transfers In
5300	Proceeds from disposal of property
5400	Loan Proceeds
5500	Capital Lease Proceeds
5600	Other Long-term Debt Proceeds
6000	Other Items
8000	OPENING FUND BALANCE
SUBTOTAL RESOURCES	
Balance Sheet/Statement of Net assets:	
711	Reserve for Inventory
712	Reserve for Prepaids
713	Reserve for Encumbrances
714	Other Reserves
	Subtotal Reserves: Fund balances/Fund Net Asset
GRAND TOTAL RESOURCES	

STATE GRANTS

Grant Code

Rainbow Dreams Academy	
SCHOOL DISTRICT/CHARTER SCHOOL:	
DESCRIPTION	
EXPENDITURES	
OBJECT CODE 100 SALARIES	
Function 1000 INSTRUCTION	
Licensed	
Non-Licensed	
Substitutes	
Extra Duty Assignments (enter # in FTE column)	
Note: # of extra duty assignments are not in FTE total	
Total Instructional Personnel	
Functions 2100, 2200: Student/Instruction SUPPORT	
Licensed	
Non-Licensed	
Substitutes	
Extra Duty Assignments (enter # in FTE column)	
Note: # of extra duty assignments are not in FTE total	
Total Student / Instructional Support	
Functions 2300,2400: ADMINISTRATION SUPPORT	
Licensed	
Non-Licensed	
Substitutes	
Extra Duty Assignments (enter # in FTE column)	
Note: # of extra duty assignments are not in FTE total	
Total Administration Support Personnel	
Functions 2500,2600,2700,2900: OTHER SUPPORT	
Licensed	
Non-Licensed	
Substitutes	
Extra Duty Assignments (enter # in FTE column)	
Note: # of extra duty assignments are not in FTE total	
Total Other Support Personnel	
ALL OTHER STAFF	
Non-Instructional Staff, Functions 3100-4900	
Extra Duty Assignments (enter # in FTE column)	
Note: # of extra duty assignments are not in FTE total	
TOTAL PERSONNEL and SALARIES	
OBJECT CODE 200 BENEFITS	
210	Group Insurance Costs: (Omit object 218)
	Instructional Personnel (1000)
	Studt & Instr Support Personnel (2100/2200)
	Admin. Personnel (2300/2400)
	Other Personnel (not including retirees)
210	TOTAL GROUP INSURANCE COSTS
	Percent of Total Salaries
220	Social Security
	Instructional Personnel (1000)
	Studt & Instr Support Personnel (2100/2200)
	Admin. Personnel (2300/2400)
	Other Personnel
220	TOTAL Social Security
	Percent of Total Salaries
230	Retirement:
	Instructional Personnel (1000)
	Studt & Instr Support Personnel (2100/2200)
	Admin. Personnel (2300/2400)
	Other Personnel

STATE GRANTS

Grant Code

Rainbow Dreams Academy	
SCHOOL DISTRICT/CHARTER SCHOOL:	
DESCRIPTION	
230	TOTAL RETIREMENT
Percent of Total Salaries	
240	Medicare: Instructional Personnel (1000) Studt & Instr Support Personnel (2100/2200) Admin. Personnel (2300/2400) Other Personnel
240	TOTAL MEDICARE Percent of Total Salaries
250	Tuition Reimbursement: Instructional Personnel (1000) Studt & Instr Support Personnel (2100/2200) Admin. Personnel (2300/2400) Other Personnel
250	TOTAL TUITION REIMBURSEMENT Percent of Total Salaries
260	Unemployment Compensation: Instructional Personnel (1000) Studt & Instr Support Personnel (2100/2200) Admin. Personnel (2300/2400) Other Personnel
260	TOTAL UNEMPLOYMENT COMP Percent of Total Salaries
270	Worker's Compensation: Instructional Personnel (1000) Studt & Instr Support Personnel (2100/2200) Admin. Personnel (2300/2400) Other Personnel
270	TOTAL WORKER'S COMPENSATION Percent of Total Salaries
280	Health Benefits: (Omit object 289) Instructional Personnel (1000) Studt & Instr Support Personnel (2100/2200) Admin. Personnel (2300/2400) Other Personnel (not including retirees)
280	TOTAL HEALTH BENEFITS Percent of Total Salaries
290	Other Benefits: Instructional Personnel (1000) Studt & Instr Support Personnel (2100/2200) Admin. Personnel (2300/2400) Other Personnel
290	TOTAL OTHER BENEFITS Percent of Total Salaries
SUBTOTAL FRINGE BENEFITS AND OTHER COSTS	
218	Retired Employee Group Insurance Subsidy PEBS Other (Not PEBS)
289	Retired Health Annual Required Contribution PEBS (held for OPEB liabilities) Other (Not PEBS)
TOTAL SALARIES & FRINGE BENEFITS	
300-600	OPERATIONAL EXPENSES - all functions
PURCHASED PROF &TECH SERVICES	
310	Official/Administrative Services
320	Professional Educational Services
330	Professional Employee Training/Development

STATE GRANTS

Grant Code

Rainbow Dreams Academy	
SCHOOL DISTRICT/CHARTER SCHOOL:	
DESCRIPTION	
340	Other Professional Services
345	Marketing Services
350	Technical Services
360	Other Specialized Services not included above
PURCHASED PROPERTY SERVICES	
410	Utility Services
420	Cleaning Services
421	Garbage / Disposal
422	Janitorial / Custodial Services
430	Repairs and Maintenance Services
440	Rentals: see below
441	Rentals of land and buildings
442	Rentals of equipment and vehicles
443	Rentals of computers and related equipment
444	Rental of other items (such as supplies, books)
450	Construction Services
490	Other Purchased Property Services
OTHER PURCHASED SERVICES	
510	Student Transportation Services
520	Insurance: see below
521	Property Insurance
522	Liability Insurance
523	Fidelity / Other Insurance
530	Postage/Communications
540	Advertising
550	Printing and Binding
560	Tuition
570	Food Service Management
580	Travel (staff)
590	Interagency Purch Serv less CS fees below
591	Charter School Fees to sponsor
591	CS EMO payments not reported elsewhere
SUPPLIES (Less than \$5,000 per unit)	
610	General Supplies - Instructional (funct 1000)
610	General Supplies - Library (funct 2220)
610	General Supplies - Other
612	Gen Supplies of Higher Value (exclude instruct)
612	Gen supplies of Higher Value - instructional
620	Energy (see below)
621	Energy - Natural Gas
622	Energy - Electricity
623	Energy - Bottled Gas
624	Energy - Oil
625	Energy - Coal
626	Energy - Gasoline
629	Energy - Other
630	Food (food service program only)
640	Books and Periodicals-NO textbooks nor library
640	Books and Periodicals - LIBRARY ONLY
641	Textbooks
650	Information Technology - Other (exclude below)
650	Information Technology - Instruction (func 1000)
651	Instructional software
652	Instruct. IT items of higher value (incl computers)
653	Instructional web-based and similar programs
TOTAL OPERATIONAL EXPENSES	
700	PROPERTY (\$5,000 or greater per unit)

STATE GRANTS

Grant Code

Rainbow Dreams Academy	
SCHOOL DISTRICT/CHARTER SCHOOL:	
DESCRIPTION	
710	Land and Land Improvements
720	Buildings
730	Equipment - Instructional (excude 734, 735 below)
734	Instructional Computer Hardware
735	Instructional Technology Software
730	Equipment - Transportation Function 2700
730	Equipment/Software - Non-instructional
730	Capital Lease-Instructional equip (exclude 734, 735
734	Capital Lease Instructional Computer Hardware
735	Capital Lease - Instructional Technology software
730	Capital Lease - Transportation Function 2700
730	Capital Lease - Non-instructional Equipment/Softwa
740	Infrastructure
790	Depreciation
700	TOTAL ALL PROPERTY
SUBTOTAL EXPENSES	
Changes to Balance Sheet/Statement of Net assets:	
711	Reserve for Inventory
712	Reserve for Prepaids
713	Reserve for Encumbrances
714	Other Reserves
Total changes Reserves: Fund balances/Fund Net Asset	
SUBTOTAL EXPENSES & BALANCE SHEET	
800	Debt Services & Misc (exclude 891 and 893)
893	Indirect Costs
900	Other - Exclude 910 and 990
910	Transfers out (not listed below)
971	Pass through Dollars to Other School Districts
972	Pass through Dollars to Charter Schools
973	Pass through Dollars to Other Entities
Balances:	
891	Contingency
990	Ending Balance
TOTAL ENDING BALANCE	
TOTAL USES	
WORKSHEET BALANCE	

STATE GRANTS

Grant Code

Rainbow Dreams Academy	
SCHOOL DISTRICT/CHARTER SCHOOL:	
DESCRIPTION	
Rev:	R E S O U R C E S
1000	Local Revenue (see below)
1110	Ad Valorem Taxes per DSA payments Amount to true-up actual Ad Valorem Taxes
1120	Sales & Use Taxes / LSST (Local Sch supp) Amount to true-up actual LSST Taxes
1140	Penalties and Interest on taxes
1150	Residential Construction Tax
1190	Other Local Taxes
1191	Franchise Fees
1192	Governmental Services Tax
1200	Rev from other local govnm't units (not SD)
1300	Tuition
1400	Transportation fees
1500	Investment Income
1600	Food Services
1700	District Activities (not student activities)
1800	Revenue from Community Services Activities
1900	Other rev from local sources-less CS fee below
1951	Misc revenue from other NV school districts
1951	Charter School Fees portion of code 1951
1000	Total Local Revenue:
2000	Revenue from Intermediate Sources
3000	State Revenue (see below)
3100	Unrestricted Grants-in-aid (DSA)-as of 6/30/17 DSA True Up Adjustments Charter School Sponsor Fee Withheld from DSA
	FY16 DSA recorded in FY17 (+ or -)
	FY17 DSA recorded in FY18 (+ or -)
3200	State Govnm't restricted funding/grants-in-aid
	FY16 State revenue recorded in FY17
	FY17 State rev. recorded in FY18 (+ or -)
3800	Revenue in Lieu of Taxes
3000	Total State Revenue:
4000	Federal Sources (see below)
	Public Law 874 (Impact Aid) - codes 420-422
	Forest Reserve - Codes 401-402
	Other Federal Support - other codes 400-899
	FY16 Federal revenue recorded in FY17
	FY17 Fed rev recorded in FY18 (+ or -)
4000	Total Federal Revenue
5100	Issuance of Bonds
5200	Fund Transfers In
5300	Proceeds from disposal of property
5400	Loan Proceeds
5500	Capital Lease Proceeds
5600	Other Long-term Debt Proceeds
6000	Other Items
8000	OPENING FUND BALANCE
SUBTOTAL RESOURCES	
Balance Sheet/Statement of Net assets:	
711	Reserve for Inventory
712	Reserve for Prepaids
713	Reserve for Encumbrances
714	Other Reserves
	Subtotal Reserves: Fund balances/Fund Net Asset
GRAND TOTAL RESOURCES	

STATE GRANTS

Grant Code

Rainbow Dreams Academy	
SCHOOL DISTRICT/CHARTER SCHOOL:	
DESCRIPTION	
EXPENDITURES	
OBJECT CODE 100 SALARIES	
Function 1000 INSTRUCTION	
Licensed	
Non-Licensed	
Substitutes	
Extra Duty Assignments (enter # in FTE column)	
Note: # of extra duty assignments are not in FTE total	
Total Instructional Personnel	
Functions 2100, 2200: Student/Instruction SUPPORT	
Licensed	
Non-Licensed	
Substitutes	
Extra Duty Assignments (enter # in FTE column)	
Note: # of extra duty assignments are not in FTE total	
Total Student / Instructional Support	
Functions 2300,2400: ADMINISTRATION SUPPORT	
Licensed	
Non-Licensed	
Substitutes	
Extra Duty Assignments (enter # in FTE column)	
Note: # of extra duty assignments are not in FTE total	
Total Administration Support Personnel	
Functions 2500,2600,2700,2900: OTHER SUPPORT	
Licensed	
Non-Licensed	
Substitutes	
Extra Duty Assignments (enter # in FTE column)	
Note: # of extra duty assignments are not in FTE total	
Total Other Support Personnel	
ALL OTHER STAFF	
Non-Instructional Staff, Functions 3100-4900	
Extra Duty Assignments (enter # in FTE column)	
Note: # of extra duty assignments are not in FTE total	
TOTAL PERSONNEL and SALARIES	
OBJECT CODE 200 BENEFITS	
210	Group Insurance Costs: (Omit object 218)
	Instructional Personnel (1000)
	Studt & Instr Support Personnel (2100/2200)
	Admin. Personnel (2300/2400)
	Other Personnel (not including retirees)
210	TOTAL GROUP INSURANCE COSTS
	Percent of Total Salaries
220	Social Security
	Instructional Personnel (1000)
	Studt & Instr Support Personnel (2100/2200)
	Admin. Personnel (2300/2400)
	Other Personnel
220	TOTAL Social Security
	Percent of Total Salaries
230	Retirement:
	Instructional Personnel (1000)
	Studt & Instr Support Personnel (2100/2200)
	Admin. Personnel (2300/2400)
	Other Personnel

STATE GRANTS

Grant Code

Rainbow Dreams Academy	
SCHOOL DISTRICT/CHARTER SCHOOL:	
DESCRIPTION	
230	TOTAL RETIREMENT
Percent of Total Salaries	
240	Medicare: Instructional Personnel (1000) Studt & Instr Support Personnel (2100/2200) Admin. Personnel (2300/2400) Other Personnel
240	TOTAL MEDICARE Percent of Total Salaries
250	Tuition Reimbursement: Instructional Personnel (1000) Studt & Instr Support Personnel (2100/2200) Admin. Personnel (2300/2400) Other Personnel
250	TOTAL TUITION REIMBURSEMENT Percent of Total Salaries
260	Unemployment Compensation: Instructional Personnel (1000) Studt & Instr Support Personnel (2100/2200) Admin. Personnel (2300/2400) Other Personnel
260	TOTAL UNEMPLOYMENT COMP Percent of Total Salaries
270	Worker's Compensation: Instructional Personnel (1000) Studt & Instr Support Personnel (2100/2200) Admin. Personnel (2300/2400) Other Personnel
270	TOTAL WORKER'S COMPENSATION Percent of Total Salaries
280	Health Benefits: (Omit object 289) Instructional Personnel (1000) Studt & Instr Support Personnel (2100/2200) Admin. Personnel (2300/2400) Other Personnel (not including retirees)
280	TOTAL HEALTH BENEFITS Percent of Total Salaries
290	Other Benefits: Instructional Personnel (1000) Studt & Instr Support Personnel (2100/2200) Admin. Personnel (2300/2400) Other Personnel
290	TOTAL OTHER BENEFITS Percent of Total Salaries
SUBTOTAL FRINGE BENEFITS AND OTHER COSTS	
218	Retired Employee Group Insurance Subsidy PEBS Other (Not PEBS)
289	Retired Health Annual Required Contribution PEBS (held for OPEB liabilities) Other (Not PEBS)
TOTAL SALARIES & FRINGE BENEFITS	
300-600	OPERATIONAL EXPENSES - all functions
PURCHASED PROF &TECH SERVICES	
310	Official/Administrative Services
320	Professional Educational Services
330	Professional Employee Training/Development

STATE GRANTS

Grant Code

Rainbow Dreams Academy	
SCHOOL DISTRICT/CHARTER SCHOOL:	
DESCRIPTION	
340	Other Professional Services
345	Marketing Services
350	Technical Services
360	Other Specialized Services not included above
PURCHASED PROPERTY SERVICES	
410	Utility Services
420	Cleaning Services
421	Garbage / Disposal
422	Janitorial / Custodial Services
430	Repairs and Maintenance Services
440	Rentals: see below
441	Rentals of land and buildings
442	Rentals of equipment and vehicles
443	Rentals of computers and related equipment
444	Rental of other items (such as supplies, books)
450	Construction Services
490	Other Purchased Property Services
OTHER PURCHASED SERVICES	
510	Student Transportation Services
520	Insurance: see below
521	Property Insurance
522	Liability Insurance
523	Fidelity / Other Insurance
530	Postage/Communications
540	Advertising
550	Printing and Binding
560	Tuition
570	Food Service Management
580	Travel (staff)
590	Interagency Purch Serv less CS fees below
591	Charter School Fees to sponsor
591	CS EMO payments not reported elsewhere
SUPPLIES (Less than \$5,000 per unit)	
610	General Supplies - Instructional (funct 1000)
610	General Supplies - Library (funct 2220)
610	General Supplies - Other
612	Gen Supplies of Higher Value (exclude instruct)
612	Gen supplies of Higher Value - instructional
620	Energy (see below)
621	Energy - Natural Gas
622	Energy - Electricity
623	Energy - Bottled Gas
624	Energy - Oil
625	Energy - Coal
626	Energy - Gasoline
629	Energy - Other
630	Food (food service program only)
640	Books and Periodicals-NO textbooks nor library
640	Books and Periodicals - LIBRARY ONLY
641	Textbooks
650	Information Technology - Other (exclude below)
650	Information Technology - Instruction (func 1000)
651	Instructional software
652	Instruct. IT items of higher value (incl computers)
653	Instructional web-based and similar programs
TOTAL OPERATIONAL EXPENSES	
700	PROPERTY (\$5,000 or greater per unit)

STATE GRANTS

Grant Code

Rainbow Dreams Academy	
SCHOOL DISTRICT/CHARTER SCHOOL:	
DESCRIPTION	
710	Land and Land Improvements
720	Buildings
730	Equipment - Instructional (excude 734, 735 below)
734	Instructional Computer Hardware
735	Instructional Technology Software
730	Equipment - Transportation Function 2700
730	Equipment/Software - Non-instructional
730	Capital Lease-Instructional equip (exclude 734, 735
734	Capital Lease Instructional Computer Hardware
735	Capital Lease - Instructional Technology software
730	Capital Lease - Transportation Function 2700
730	Capital Lease - Non-instructional Equipment/Softwa
740	Infrastructure
790	Depreciation
700	TOTAL ALL PROPERTY
SUBTOTAL EXPENSES	
Changes to Balance Sheet/Statement of Net assets:	
711	Reserve for Inventory
712	Reserve for Prepaids
713	Reserve for Encumbrances
714	Other Reserves
Total changes Reserves: Fund balances/Fund Net Asset	
SUBTOTAL EXPENSES & BALANCE SHEET	
800	Debt Services & Misc (exclude 891 and 893)
893	Indirect Costs
900	Other - Exclude 910 and 990
910	Transfers out (not listed below)
971	Pass through Dollars to Other School Districts
972	Pass through Dollars to Charter Schools
973	Pass through Dollars to Other Entities
Balances:	
891	Contingency
990	Ending Balance
TOTAL ENDING BALANCE	
TOTAL USES	
WORKSHEET BALANCE	

STATE GRANTS

Grant Code

Rainbow Dreams Academy	
SCHOOL DISTRICT/CHARTER SCHOOL:	
DESCRIPTION	
Rev:	R E S O U R C E S
1000	Local Revenue (see below)
1110	Ad Valorem Taxes per DSA payments Amount to true-up actual Ad Valorem Taxes
1120	Sales & Use Taxes / LSST (Local Sch supp) Amount to true-up actual LSST Taxes
1140	Penalties and Interest on taxes
1150	Residential Construction Tax
1190	Other Local Taxes
1191	Franchise Fees
1192	Governmental Services Tax
1200	Rev from other local govnm't units (not SD)
1300	Tuition
1400	Transportation fees
1500	Investment Income
1600	Food Services
1700	District Activities (not student activities)
1800	Revenue from Community Services Activities
1900	Other rev from local sources-less CS fee below
1951	Misc revenue from other NV school districts
1951	Charter School Fees portion of code 1951
1000	Total Local Revenue:
2000	Revenue from Intermediate Sources
3000	State Revenue (see below)
3100	Unrestricted Grants-in-aid (DSA)-as of 6/30/17 DSA True Up Adjustments Charter School Sponsor Fee Withheld from DSA
	FY16 DSA recorded in FY17 (+ or -)
	FY17 DSA recorded in FY18 (+ or -)
3200	State Govnm't restricted funding/grants-in-aid
	FY16 State revenue recorded in FY17
	FY17 State rev. recorded in FY18 (+ or -)
3800	Revenue in Lieu of Taxes
3000	Total State Revenue:
4000	Federal Sources (see below)
	Public Law 874 (Impact Aid) - codes 420-422
	Forest Reserve - Codes 401-402
	Other Federal Support - other codes 400-899
	FY16 Federal revenue recorded in FY17
	FY17 Fed rev recorded in FY18 (+ or -)
4000	Total Federal Revenue
5100	Issuance of Bonds
5200	Fund Transfers In
5300	Proceeds from disposal of property
5400	Loan Proceeds
5500	Capital Lease Proceeds
5600	Other Long-term Debt Proceeds
6000	Other Items
8000	OPENING FUND BALANCE
SUBTOTAL RESOURCES	
Balance Sheet/Statement of Net assets:	
711	Reserve for Inventory
712	Reserve for Prepaids
713	Reserve for Encumbrances
714	Other Reserves
	Subtotal Reserves: Fund balances/Fund Net Asset
GRAND TOTAL RESOURCES	

STATE GRANTS

Grant Code

Rainbow Dreams Academy	
SCHOOL DISTRICT/CHARTER SCHOOL:	
DESCRIPTION	
EXPENDITURES	
OBJECT CODE 100 SALARIES	
Function 1000 INSTRUCTION	
Licensed	
Non-Licensed	
Substitutes	
Extra Duty Assignments (enter # in FTE column)	
Note: # of extra duty assignments are not in FTE total	
Total Instructional Personnel	
Functions 2100, 2200: Student/Instruction SUPPORT	
Licensed	
Non-Licensed	
Substitutes	
Extra Duty Assignments (enter # in FTE column)	
Note: # of extra duty assignments are not in FTE total	
Total Student / Instructional Support	
Functions 2300,2400: ADMINISTRATION SUPPORT	
Licensed	
Non-Licensed	
Substitutes	
Extra Duty Assignments (enter # in FTE column)	
Note: # of extra duty assignments are not in FTE total	
Total Administration Support Personnel	
Functions 2500,2600,2700,2900: OTHER SUPPORT	
Licensed	
Non-Licensed	
Substitutes	
Extra Duty Assignments (enter # in FTE column)	
Note: # of extra duty assignments are not in FTE total	
Total Other Support Personnel	
ALL OTHER STAFF	
Non-Instructional Staff, Functions 3100-4900	
Extra Duty Assignments (enter # in FTE column)	
Note: # of extra duty assignments are not in FTE total	
TOTAL PERSONNEL and SALARIES	
OBJECT CODE 200 BENEFITS	
210	Group Insurance Costs: (Omit object 218)
	Instructional Personnel (1000)
	Studt & Instr Support Personnel (2100/2200)
	Admin. Personnel (2300/2400)
	Other Personnel (not including retirees)
210	TOTAL GROUP INSURANCE COSTS
	Percent of Total Salaries
220	Social Security
	Instructional Personnel (1000)
	Studt & Instr Support Personnel (2100/2200)
	Admin. Personnel (2300/2400)
	Other Personnel
220	TOTAL Social Security
	Percent of Total Salaries
230	Retirement:
	Instructional Personnel (1000)
	Studt & Instr Support Personnel (2100/2200)
	Admin. Personnel (2300/2400)
	Other Personnel

STATE GRANTS

Grant Code

Rainbow Dreams Academy	
SCHOOL DISTRICT/CHARTER SCHOOL:	
DESCRIPTION	
230	TOTAL RETIREMENT
Percent of Total Salaries	
240	Medicare: Instructional Personnel (1000) Studt & Instr Support Personnel (2100/2200) Admin. Personnel (2300/2400) Other Personnel
240	TOTAL MEDICARE Percent of Total Salaries
250	Tuition Reimbursement: Instructional Personnel (1000) Studt & Instr Support Personnel (2100/2200) Admin. Personnel (2300/2400) Other Personnel
250	TOTAL TUITION REIMBURSEMENT Percent of Total Salaries
260	Unemployment Compensation: Instructional Personnel (1000) Studt & Instr Support Personnel (2100/2200) Admin. Personnel (2300/2400) Other Personnel
260	TOTAL UNEMPLOYMENT COMP Percent of Total Salaries
270	Worker's Compensation: Instructional Personnel (1000) Studt & Instr Support Personnel (2100/2200) Admin. Personnel (2300/2400) Other Personnel
270	TOTAL WORKER'S COMPENSATION Percent of Total Salaries
280	Health Benefits: (Omit object 289) Instructional Personnel (1000) Studt & Instr Support Personnel (2100/2200) Admin. Personnel (2300/2400) Other Personnel (not including retirees)
280	TOTAL HEALTH BENEFITS Percent of Total Salaries
290	Other Benefits: Instructional Personnel (1000) Studt & Instr Support Personnel (2100/2200) Admin. Personnel (2300/2400) Other Personnel
290	TOTAL OTHER BENEFITS Percent of Total Salaries
SUBTOTAL FRINGE BENEFITS AND OTHER COSTS	
218	Retired Employee Group Insurance Subsidy PEBS Other (Not PEBS)
289	Retired Health Annual Required Contribution PEBS (held for OPEB liabilities) Other (Not PEBS)
TOTAL SALARIES & FRINGE BENEFITS	
300-600	OPERATIONAL EXPENSES - all functions
PURCHASED PROF & TECH SERVICES	
310	Official/Administrative Services
320	Professional Educational Services
330	Professional Employee Training/Development

STATE GRANTS

Grant Code

Rainbow Dreams Academy	
SCHOOL DISTRICT/CHARTER SCHOOL:	
DESCRIPTION	
340	Other Professional Services
345	Marketing Services
350	Technical Services
360	Other Specialized Services not included above
PURCHASED PROPERTY SERVICES	
410	Utility Services
420	Cleaning Services
421	Garbage / Disposal
422	Janitorial / Custodial Services
430	Repairs and Maintenance Services
440	Rentals: see below
441	Rentals of land and buildings
442	Rentals of equipment and vehicles
443	Rentals of computers and related equipment
444	Rental of other items (such as supplies, books)
450	Construction Services
490	Other Purchased Property Services
OTHER PURCHASED SERVICES	
510	Student Transportation Services
520	Insurance: see below
521	Property Insurance
522	Liability Insurance
523	Fidelity / Other Insurance
530	Postage/Communications
540	Advertising
550	Printing and Binding
560	Tuition
570	Food Service Management
580	Travel (staff)
590	Interagency Purch Serv less CS fees below
591	Charter School Fees to sponsor
591	CS EMO payments not reported elsewhere
SUPPLIES (Less than \$5,000 per unit)	
610	General Supplies - Instructional (funct 1000)
610	General Supplies - Library (funct 2220)
610	General Supplies - Other
612	Gen Supplies of Higher Value (exclude instruct)
612	Gen supplies of Higher Value - instructional
620	Energy (see below)
621	Energy - Natural Gas
622	Energy - Electricity
623	Energy - Bottled Gas
624	Energy - Oil
625	Energy - Coal
626	Energy - Gasoline
629	Energy - Other
630	Food (food service program only)
640	Books and Periodicals-NO textbooks nor library
640	Books and Periodicals - LIBRARY ONLY
641	Textbooks
650	Information Technology - Other (exclude below)
650	Information Technology - Instruction (func 1000)
651	Instructional software
652	Instruct. IT items of higher value (incl computers)
653	Instructional web-based and similar programs
TOTAL OPERATIONAL EXPENSES	
700	PROPERTY (\$5,000 or greater per unit)

STATE GRANTS

Grant Code

Rainbow Dreams Academy	
SCHOOL DISTRICT/CHARTER SCHOOL:	
DESCRIPTION	
710	Land and Land Improvements
720	Buildings
730	Equipment - Instructional (excude 734, 735 below)
734	Instructional Computer Hardware
735	Instructional Technology Software
730	Equipment - Transportation Function 2700
730	Equipment/Software - Non-instructional
730	Capital Lease-Instructional equip (exclude 734, 735
734	Capital Lease Instructional Computer Hardware
735	Capital Lease - Instructional Technology software
730	Capital Lease - Transportation Function 2700
730	Capital Lease - Non-instructional Equipment/Softwa
740	Infrastructure
790	Depreciation
700	TOTAL ALL PROPERTY
SUBTOTAL EXPENSES	
Changes to Balance Sheet/Statement of Net assets:	
711	Reserve for Inventory
712	Reserve for Prepaids
713	Reserve for Encumbrances
714	Other Reserves
Total changes Reserves: Fund balances/Fund Net Asset	
SUBTOTAL EXPENSES & BALANCE SHEET	
800	Debt Services & Misc (exclude 891 and 893)
893	Indirect Costs
900	Other - Exclude 910 and 990
910	Transfers out (not listed below)
971	Pass through Dollars to Other School Districts
972	Pass through Dollars to Charter Schools
973	Pass through Dollars to Other Entities
Balances:	
891	Contingency
990	Ending Balance
TOTAL ENDING BALANCE	
TOTAL USES	
WORKSHEET BALANCE	

STATE GRANTS

Grant Code

Rainbow Dreams Academy	
SCHOOL DISTRICT/CHARTER SCHOOL:	
DESCRIPTION	
Rev:	R E S O U R C E S
1000	Local Revenue (see below)
1110	Ad Valorem Taxes per DSA payments Amount to true-up actual Ad Valorem Taxes
1120	Sales & Use Taxes / LSST (Local Sch supp) Amount to true-up actual LSST Taxes
1140	Penalties and Interest on taxes
1150	Residential Construction Tax
1190	Other Local Taxes
1191	Franchise Fees
1192	Governmental Services Tax
1200	Rev from other local govnm't units (not SD)
1300	Tuition
1400	Transportation fees
1500	Investment Income
1600	Food Services
1700	District Activities (not student activities)
1800	Revenue from Community Services Activities
1900	Other rev from local sources-less CS fee below
1951	Misc revenue from other NV school districts
1951	Charter School Fees portion of code 1951
1000	Total Local Revenue:
2000	Revenue from Intermediate Sources
3000	State Revenue (see below)
3100	Unrestricted Grants-in-aid (DSA)-as of 6/30/17 DSA True Up Adjustments Charter School Sponsor Fee Withheld from DSA
	FY16 DSA recorded in FY17 (+ or -)
	FY17 DSA recorded in FY18 (+ or -)
3200	State Govnm't restricted funding/grants-in-aid
	FY16 State revenue recorded in FY17
	FY17 State rev. recorded in FY18 (+ or -)
3800	Revenue in Lieu of Taxes
3000	Total State Revenue:
4000	Federal Sources (see below)
	Public Law 874 (Impact Aid) - codes 420-422
	Forest Reserve - Codes 401-402
	Other Federal Support - other codes 400-899
	FY16 Federal revenue recorded in FY17
	FY17 Fed rev recorded in FY18 (+ or -)
4000	Total Federal Revenue
5100	Issuance of Bonds
5200	Fund Transfers In
5300	Proceeds from disposal of property
5400	Loan Proceeds
5500	Capital Lease Proceeds
5600	Other Long-term Debt Proceeds
6000	Other Items
8000	OPENING FUND BALANCE
SUBTOTAL RESOURCES	
Balance Sheet/Statement of Net assets:	
711	Reserve for Inventory
712	Reserve for Prepaids
713	Reserve for Encumbrances
714	Other Reserves
	Subtotal Reserves: Fund balances/Fund Net Asset
GRAND TOTAL RESOURCES	

STATE GRANTS

Grant Code

Rainbow Dreams Academy	
SCHOOL DISTRICT/CHARTER SCHOOL:	
DESCRIPTION	
EXPENDITURES	
OBJECT CODE 100 SALARIES	
Function 1000 INSTRUCTION	
Licensed	
Non-Licensed	
Substitutes	
Extra Duty Assignments (enter # in FTE column)	
Note: # of extra duty assignments are not in FTE total	
Total Instructional Personnel	
Functions 2100, 2200: Student/Instruction SUPPORT	
Licensed	
Non-Licensed	
Substitutes	
Extra Duty Assignments (enter # in FTE column)	
Note: # of extra duty assignments are not in FTE total	
Total Student / Instructional Support	
Functions 2300,2400: ADMINISTRATION SUPPORT	
Licensed	
Non-Licensed	
Substitutes	
Extra Duty Assignments (enter # in FTE column)	
Note: # of extra duty assignments are not in FTE total	
Total Administration Support Personnel	
Functions 2500,2600,2700,2900: OTHER SUPPORT	
Licensed	
Non-Licensed	
Substitutes	
Extra Duty Assignments (enter # in FTE column)	
Note: # of extra duty assignments are not in FTE total	
Total Other Support Personnel	
ALL OTHER STAFF	
Non-Instructional Staff, Functions 3100-4900	
Extra Duty Assignments (enter # in FTE column)	
Note: # of extra duty assignments are not in FTE total	
TOTAL PERSONNEL and SALARIES	
OBJECT CODE 200 BENEFITS	
210	Group Insurance Costs: (Omit object 218)
	Instructional Personnel (1000)
	Studt & Instr Support Personnel (2100/2200)
	Admin. Personnel (2300/2400)
	Other Personnel (not including retirees)
210	TOTAL GROUP INSURANCE COSTS
	Percent of Total Salaries
220	Social Security
	Instructional Personnel (1000)
	Studt & Instr Support Personnel (2100/2200)
	Admin. Personnel (2300/2400)
	Other Personnel
220	TOTAL Social Security
	Percent of Total Salaries
230	Retirement:
	Instructional Personnel (1000)
	Studt & Instr Support Personnel (2100/2200)
	Admin. Personnel (2300/2400)
	Other Personnel

STATE GRANTS

Grant Code

Rainbow Dreams Academy	
SCHOOL DISTRICT/CHARTER SCHOOL:	
DESCRIPTION	
230	TOTAL RETIREMENT
Percent of Total Salaries	
240	Medicare: Instructional Personnel (1000) Studt & Instr Support Personnel (2100/2200) Admin. Personnel (2300/2400) Other Personnel
240	TOTAL MEDICARE Percent of Total Salaries
250	Tuition Reimbursement: Instructional Personnel (1000) Studt & Instr Support Personnel (2100/2200) Admin. Personnel (2300/2400) Other Personnel
250	TOTAL TUITION REIMBURSEMENT Percent of Total Salaries
260	Unemployment Compensation: Instructional Personnel (1000) Studt & Instr Support Personnel (2100/2200) Admin. Personnel (2300/2400) Other Personnel
260	TOTAL UNEMPLOYMENT COMP Percent of Total Salaries
270	Worker's Compensation: Instructional Personnel (1000) Studt & Instr Support Personnel (2100/2200) Admin. Personnel (2300/2400) Other Personnel
270	TOTAL WORKER'S COMPENSATION Percent of Total Salaries
280	Health Benefits: (Omit object 289) Instructional Personnel (1000) Studt & Instr Support Personnel (2100/2200) Admin. Personnel (2300/2400) Other Personnel (not including retirees)
280	TOTAL HEALTH BENEFITS Percent of Total Salaries
290	Other Benefits: Instructional Personnel (1000) Studt & Instr Support Personnel (2100/2200) Admin. Personnel (2300/2400) Other Personnel
290	TOTAL OTHER BENEFITS Percent of Total Salaries
SUBTOTAL FRINGE BENEFITS AND OTHER COSTS	
218	Retired Employee Group Insurance Subsidy PEBS Other (Not PEBS)
289	Retired Health Annual Required Contribution PEBS (held for OPEB liabilities) Other (Not PEBS)
TOTAL SALARIES & FRINGE BENEFITS	
300-600	OPERATIONAL EXPENSES - all functions
PURCHASED PROF &TECH SERVICES	
310	Official/Administrative Services
320	Professional Educational Services
330	Professional Employee Training/Development

STATE GRANTS

Grant Code

Rainbow Dreams Academy	
SCHOOL DISTRICT/CHARTER SCHOOL:	
DESCRIPTION	
340	Other Professional Services
345	Marketing Services
350	Technical Services
360	Other Specialized Services not included above
PURCHASED PROPERTY SERVICES	
410	Utility Services
420	Cleaning Services
421	Garbage / Disposal
422	Janitorial / Custodial Services
430	Repairs and Maintenance Services
440	Rentals: see below
441	Rentals of land and buildings
442	Rentals of equipment and vehicles
443	Rentals of computers and related equipment
444	Rental of other items (such as supplies, books)
450	Construction Services
490	Other Purchased Property Services
OTHER PURCHASED SERVICES	
510	Student Transportation Services
520	Insurance: see below
521	Property Insurance
522	Liability Insurance
523	Fidelity / Other Insurance
530	Postage/Communications
540	Advertising
550	Printing and Binding
560	Tuition
570	Food Service Management
580	Travel (staff)
590	Interagency Purch Serv less CS fees below
591	Charter School Fees to sponsor
591	CS EMO payments not reported elsewhere
SUPPLIES (Less than \$5,000 per unit)	
610	General Supplies - Instructional (funct 1000)
610	General Supplies - Library (funct 2220)
610	General Supplies - Other
612	Gen Supplies of Higher Value (exclude instruct)
612	Gen supplies of Higher Value - instructional
620	Energy (see below)
621	Energy - Natural Gas
622	Energy - Electricity
623	Energy - Bottled Gas
624	Energy - Oil
625	Energy - Coal
626	Energy - Gasoline
629	Energy - Other
630	Food (food service program only)
640	Books and Periodicals-NO textbooks nor library
640	Books and Periodicals - LIBRARY ONLY
641	Textbooks
650	Information Technology - Other (exclude below)
650	Information Technology - Instruction (func 1000)
651	Instructional software
652	Instruct. IT items of higher value (incl computers)
653	Instructional web-based and similar programs
TOTAL OPERATIONAL EXPENSES	
700	PROPERTY (\$5,000 or greater per unit)

STATE GRANTS

Grant Code

Rainbow Dreams Academy	
SCHOOL DISTRICT/CHARTER SCHOOL:	
DESCRIPTION	
710	Land and Land Improvements
720	Buildings
730	Equipment - Instructional (excude 734, 735 below)
734	Instructional Computer Hardware
735	Instructional Technology Software
730	Equipment - Transportation Function 2700
730	Equipment/Software - Non-instructional
730	Capital Lease-Instructional equip (exclude 734, 735
734	Capital Lease Instructional Computer Hardware
735	Capital Lease - Instructional Technology software
730	Capital Lease - Transportation Function 2700
730	Capital Lease - Non-instructional Equipment/Softwa
740	Infrastructure
790	Depreciation
700	TOTAL ALL PROPERTY
SUBTOTAL EXPENSES	
Changes to Balance Sheet/Statement of Net assets:	
711	Reserve for Inventory
712	Reserve for Prepaids
713	Reserve for Encumbrances
714	Other Reserves
Total changes Reserves: Fund balances/Fund Net Asset	
SUBTOTAL EXPENSES & BALANCE SHEET	
800	Debt Services & Misc (exclude 891 and 893)
893	Indirect Costs
900	Other - Exclude 910 and 990
910	Transfers out (not listed below)
971	Pass through Dollars to Other School Districts
972	Pass through Dollars to Charter Schools
973	Pass through Dollars to Other Entities
Balances:	
891	Contingency
990	Ending Balance
TOTAL ENDING BALANCE	
TOTAL USES	
WORKSHEET BALANCE	

STATE GRANTS

Grant Code

Rainbow Dreams Academy	
SCHOOL DISTRICT/CHARTER SCHOOL:	
DESCRIPTION	
Rev:	RESOURCES
1000	Local Revenue (see below)
1110	Ad Valorem Taxes per DSA payments Amount to true-up actual Ad Valorem Taxes
1120	Sales & Use Taxes / LSST (Local Sch supp) Amount to true-up actual LSST Taxes
1140	Penalties and Interest on taxes
1150	Residential Construction Tax
1190	Other Local Taxes
1191	Franchise Fees
1192	Governmental Services Tax
1200	Rev from other local govnm't units (not SD)
1300	Tuition
1400	Transportation fees
1500	Investment Income
1600	Food Services
1700	District Activities (not student activities)
1800	Revenue from Community Services Activities
1900	Other rev from local sources-less CS fee below
1951	Misc revenue from other NV school districts
1951	Charter School Fees portion of code 1951
1000	Total Local Revenue:
2000	Revenue from Intermediate Sources
3000	State Revenue (see below)
3100	Unrestricted Grants-in-aid (DSA)-as of 6/30/17 DSA True Up Adjustments Charter School Sponsor Fee Withheld from DSA
	FY16 DSA recorded in FY17 (+ or -)
	FY17 DSA recorded in FY18 (+ or -)
3200	State Govnm't restricted funding/grants-in-aid
	FY16 State revenue recorded in FY17
	FY17 State rev. recorded in FY18 (+ or -)
3800	Revenue in Lieu of Taxes
3000	Total State Revenue:
4000	Federal Sources (see below)
	Public Law 874 (Impact Aid) - codes 420-422
	Forest Reserve - Codes 401-402
	Other Federal Support - other codes 400-899
	FY16 Federal revenue recorded in FY17
	FY17 Fed rev recorded in FY18 (+ or -)
4000	Total Federal Revenue
5100	Issuance of Bonds
5200	Fund Transfers In
5300	Proceeds from disposal of property
5400	Loan Proceeds
5500	Capital Lease Proceeds
5600	Other Long-term Debt Proceeds
6000	Other Items
8000	OPENING FUND BALANCE
SUBTOTAL RESOURCES	
Balance Sheet/Statement of Net assets:	
711	Reserve for Inventory
712	Reserve for Prepaids
713	Reserve for Encumbrances
714	Other Reserves
	Subtotal Reserves: Fund balances/Fund Net Asset
GRAND TOTAL RESOURCES	

STATE GRANTS

Grant Code

Rainbow Dreams Academy	
SCHOOL DISTRICT/CHARTER SCHOOL:	
DESCRIPTION	
EXPENDITURES	
OBJECT CODE 100 SALARIES	
Function 1000 INSTRUCTION	
Licensed	
Non-Licensed	
Substitutes	
Extra Duty Assignments (enter # in FTE column)	
Note: # of extra duty assignments are not in FTE total	
Total Instructional Personnel	
Functions 2100, 2200: Student/Instruction SUPPORT	
Licensed	
Non-Licensed	
Substitutes	
Extra Duty Assignments (enter # in FTE column)	
Note: # of extra duty assignments are not in FTE total	
Total Student / Instructional Support	
Functions 2300,2400: ADMINISTRATION SUPPORT	
Licensed	
Non-Licensed	
Substitutes	
Extra Duty Assignments (enter # in FTE column)	
Note: # of extra duty assignments are not in FTE total	
Total Administration Support Personnel	
Functions 2500,2600,2700,2900: OTHER SUPPORT	
Licensed	
Non-Licensed	
Substitutes	
Extra Duty Assignments (enter # in FTE column)	
Note: # of extra duty assignments are not in FTE total	
Total Other Support Personnel	
ALL OTHER STAFF	
Non-Instructional Staff, Functions 3100-4900	
Extra Duty Assignments (enter # in FTE column)	
Note: # of extra duty assignments are not in FTE total	
TOTAL PERSONNEL and SALARIES	
OBJECT CODE 200 BENEFITS	
210	Group Insurance Costs: (Omit object 218)
	Instructional Personnel (1000)
	Studt & Instr Support Personnel (2100/2200)
	Admin. Personnel (2300/2400)
	Other Personnel (not including retirees)
210	TOTAL GROUP INSURANCE COSTS
	Percent of Total Salaries
220	Social Security
	Instructional Personnel (1000)
	Studt & Instr Support Personnel (2100/2200)
	Admin. Personnel (2300/2400)
	Other Personnel
220	TOTAL Social Security
	Percent of Total Salaries
230	Retirement:
	Instructional Personnel (1000)
	Studt & Instr Support Personnel (2100/2200)
	Admin. Personnel (2300/2400)
	Other Personnel

STATE GRANTS

Grant Code

Rainbow Dreams Academy	
SCHOOL DISTRICT/CHARTER SCHOOL:	
DESCRIPTION	
230	TOTAL RETIREMENT
Percent of Total Salaries	
240	Medicare: Instructional Personnel (1000) Studt & Instr Support Personnel (2100/2200) Admin. Personnel (2300/2400) Other Personnel
240	TOTAL MEDICARE Percent of Total Salaries
250	Tuition Reimbursement: Instructional Personnel (1000) Studt & Instr Support Personnel (2100/2200) Admin. Personnel (2300/2400) Other Personnel
250	TOTAL TUITION REIMBURSEMENT Percent of Total Salaries
260	Unemployment Compensation: Instructional Personnel (1000) Studt & Instr Support Personnel (2100/2200) Admin. Personnel (2300/2400) Other Personnel
260	TOTAL UNEMPLOYMENT COMP Percent of Total Salaries
270	Worker's Compensation: Instructional Personnel (1000) Studt & Instr Support Personnel (2100/2200) Admin. Personnel (2300/2400) Other Personnel
270	TOTAL WORKER'S COMPENSATION Percent of Total Salaries
280	Health Benefits: (Omit object 289) Instructional Personnel (1000) Studt & Instr Support Personnel (2100/2200) Admin. Personnel (2300/2400) Other Personnel (not including retirees)
280	TOTAL HEALTH BENEFITS Percent of Total Salaries
290	Other Benefits: Instructional Personnel (1000) Studt & Instr Support Personnel (2100/2200) Admin. Personnel (2300/2400) Other Personnel
290	TOTAL OTHER BENEFITS Percent of Total Salaries
SUBTOTAL FRINGE BENEFITS AND OTHER COSTS	
218	Retired Employee Group Insurance Subsidy PEBS Other (Not PEBS)
289	Retired Health Annual Required Contribution PEBS (held for OPEB liabilities) Other (Not PEBS)
TOTAL SALARIES & FRINGE BENEFITS	
300-600	OPERATIONAL EXPENSES - all functions
PURCHASED PROF &TECH SERVICES	
310	Official/Administrative Services
320	Professional Educational Services
330	Professional Employee Training/Development

STATE GRANTS

Grant Code

Rainbow Dreams Academy	
SCHOOL DISTRICT/CHARTER SCHOOL:	
DESCRIPTION	
340	Other Professional Services
345	Marketing Services
350	Technical Services
360	Other Specialized Services not included above
PURCHASED PROPERTY SERVICES	
410	Utility Services
420	Cleaning Services
421	Garbage / Disposal
422	Janitorial / Custodial Services
430	Repairs and Maintenance Services
440	Rentals: see below
441	Rentals of land and buildings
442	Rentals of equipment and vehicles
443	Rentals of computers and related equipment
444	Rental of other items (such as supplies, books)
450	Construction Services
490	Other Purchased Property Services
OTHER PURCHASED SERVICES	
510	Student Transportation Services
520	Insurance: see below
521	Property Insurance
522	Liability Insurance
523	Fidelity / Other Insurance
530	Postage/Communications
540	Advertising
550	Printing and Binding
560	Tuition
570	Food Service Management
580	Travel (staff)
590	Interagency Purch Serv less CS fees below
591	Charter School Fees to sponsor
591	CS EMO payments not reported elsewhere
SUPPLIES (Less than \$5,000 per unit)	
610	General Supplies - Instructional (funct 1000)
610	General Supplies - Library (funct 2220)
610	General Supplies - Other
612	Gen Supplies of Higher Value (exclude instruct)
612	Gen supplies of Higher Value - instructional
620	Energy (see below)
621	Energy - Natural Gas
622	Energy - Electricity
623	Energy - Bottled Gas
624	Energy - Oil
625	Energy - Coal
626	Energy - Gasoline
629	Energy - Other
630	Food (food service program only)
640	Books and Periodicals-NO textbooks nor library
640	Books and Periodicals - LIBRARY ONLY
641	Textbooks
650	Information Technology - Other (exclude below)
650	Information Technology - Instruction (func 1000)
651	Instructional software
652	Instruct. IT items of higher value (incl computers)
653	Instructional web-based and similar programs
TOTAL OPERATIONAL EXPENSES	
700	PROPERTY (\$5,000 or greater per unit)

STATE GRANTS

Grant Code

Rainbow Dreams Academy	
SCHOOL DISTRICT/CHARTER SCHOOL:	
DESCRIPTION	
710	Land and Land Improvements
720	Buildings
730	Equipment - Instructional (excude 734, 735 below)
734	Instructional Computer Hardware
735	Instructional Technology Software
730	Equipment - Transportation Function 2700
730	Equipment/Software - Non-instructional
730	Capital Lease-Instructional equip (exclude 734, 735
734	Capital Lease Instructional Computer Hardware
735	Capital Lease - Instructional Technology software
730	Capital Lease - Transportation Function 2700
730	Capital Lease - Non-instructional Equipment/Softwa
740	Infrastructure
790	Depreciation
700	TOTAL ALL PROPERTY
SUBTOTAL EXPENSES	
Changes to Balance Sheet/Statement of Net assets:	
711	Reserve for Inventory
712	Reserve for Prepays
713	Reserve for Encumbrances
714	Other Reserves
Total changes Reserves: Fund balances/Fund Net Asset	
SUBTOTAL EXPENSES & BALANCE SHEET	
800	Debt Services & Misc (exclude 891 and 893)
893	Indirect Costs
900	Other - Exclude 910 and 990
910	Transfers out (not listed below)
971	Pass through Dollars to Other School Districts
972	Pass through Dollars to Charter Schools
973	Pass through Dollars to Other Entities
Balances:	
891	Contingency
990	Ending Balance
TOTAL ENDING BALANCE	
TOTAL USES	
WORKSHEET BALANCE	

STATE GRANTS

Grant Code

Rainbow Dreams Academy	
SCHOOL DISTRICT/CHARTER SCHOOL:	
DESCRIPTION	
Rev:	R E S O U R C E S
1000	Local Revenue (see below)
1110	Ad Valorem Taxes per DSA payments Amount to true-up actual Ad Valorem Taxes
1120	Sales & Use Taxes / LSST (Local Sch supp) Amount to true-up actual LSST Taxes
1140	Penalties and Interest on taxes
1150	Residential Construction Tax
1190	Other Local Taxes
1191	Franchise Fees
1192	Governmental Services Tax
1200	Rev from other local govnm't units (not SD)
1300	Tuition
1400	Transportation fees
1500	Investment Income
1600	Food Services
1700	District Activities (not student activities)
1800	Revenue from Community Services Activities
1900	Other rev from local sources-less CS fee below
1951	Misc revenue from other NV school districts
1951	Charter School Fees portion of code 1951
1000	Total Local Revenue:
2000	Revenue from Intermediate Sources
3000	State Revenue (see below)
3100	Unrestricted Grants-in-aid (DSA)-as of 6/30/17 DSA True Up Adjustments Charter School Sponsor Fee Withheld from DSA
	FY16 DSA recorded in FY17 (+ or -)
	FY17 DSA recorded in FY18 (+ or -)
3200	State Govnm't restricted funding/grants-in-aid
	FY16 State revenue recorded in FY17
	FY17 State rev. recorded in FY18 (+ or -)
3800	Revenue in Lieu of Taxes
3000	Total State Revenue:
4000	Federal Sources (see below)
	Public Law 874 (Impact Aid) - codes 420-422
	Forest Reserve - Codes 401-402
	Other Federal Support - other codes 400-899
	FY16 Federal revenue recorded in FY17
	FY17 Fed rev recorded in FY18 (+ or -)
4000	Total Federal Revenue
5100	Issuance of Bonds
5200	Fund Transfers In
5300	Proceeds from disposal of property
5400	Loan Proceeds
5500	Capital Lease Proceeds
5600	Other Long-term Debt Proceeds
6000	Other Items
8000	OPENING FUND BALANCE
SUBTOTAL RESOURCES	
Balance Sheet/Statement of Net assets:	
711	Reserve for Inventory
712	Reserve for Prepaids
713	Reserve for Encumbrances
714	Other Reserves
	Subtotal Reserves: Fund balances/Fund Net Asset
GRAND TOTAL RESOURCES	

STATE GRANTS

Grant Code

Rainbow Dreams Academy	
SCHOOL DISTRICT/CHARTER SCHOOL:	
DESCRIPTION	
EXPENDITURES	
OBJECT CODE 100 SALARIES	
Function 1000 INSTRUCTION	
Licensed	
Non-Licensed	
Substitutes	
Extra Duty Assignments (enter # in FTE column)	
Note: # of extra duty assignments are not in FTE total	
Total Instructional Personnel	
Functions 2100, 2200: Student/Instruction SUPPORT	
Licensed	
Non-Licensed	
Substitutes	
Extra Duty Assignments (enter # in FTE column)	
Note: # of extra duty assignments are not in FTE total	
Total Student / Instructional Support	
Functions 2300,2400: ADMINISTRATION SUPPORT	
Licensed	
Non-Licensed	
Substitutes	
Extra Duty Assignments (enter # in FTE column)	
Note: # of extra duty assignments are not in FTE total	
Total Administration Support Personnel	
Functions 2500,2600,2700,2900: OTHER SUPPORT	
Licensed	
Non-Licensed	
Substitutes	
Extra Duty Assignments (enter # in FTE column)	
Note: # of extra duty assignments are not in FTE total	
Total Other Support Personnel	
ALL OTHER STAFF	
Non-Instructional Staff, Functions 3100-4900	
Extra Duty Assignments (enter # in FTE column)	
Note: # of extra duty assignments are not in FTE total	
TOTAL PERSONNEL and SALARIES	
OBJECT CODE 200 BENEFITS	
210	Group Insurance Costs: (Omit object 218)
	Instructional Personnel (1000)
	Studt & Instr Support Personnel (2100/2200)
	Admin. Personnel (2300/2400)
	Other Personnel (not including retirees)
210	TOTAL GROUP INSURANCE COSTS
	Percent of Total Salaries
220	Social Security
	Instructional Personnel (1000)
	Studt & Instr Support Personnel (2100/2200)
	Admin. Personnel (2300/2400)
	Other Personnel
220	TOTAL Social Security
	Percent of Total Salaries
230	Retirement:
	Instructional Personnel (1000)
	Studt & Instr Support Personnel (2100/2200)
	Admin. Personnel (2300/2400)
	Other Personnel

STATE GRANTS

Grant Code

Rainbow Dreams Academy	
SCHOOL DISTRICT/CHARTER SCHOOL:	
DESCRIPTION	
230	TOTAL RETIREMENT
Percent of Total Salaries	
240	Medicare: Instructional Personnel (1000) Studt & Instr Support Personnel (2100/2200) Admin. Personnel (2300/2400) Other Personnel
240	TOTAL MEDICARE Percent of Total Salaries
250	Tuition Reimbursement: Instructional Personnel (1000) Studt & Instr Support Personnel (2100/2200) Admin. Personnel (2300/2400) Other Personnel
250	TOTAL TUITION REIMBURSEMENT Percent of Total Salaries
260	Unemployment Compensation: Instructional Personnel (1000) Studt & Instr Support Personnel (2100/2200) Admin. Personnel (2300/2400) Other Personnel
260	TOTAL UNEMPLOYMENT COMP Percent of Total Salaries
270	Worker's Compensation: Instructional Personnel (1000) Studt & Instr Support Personnel (2100/2200) Admin. Personnel (2300/2400) Other Personnel
270	TOTAL WORKER'S COMPENSATION Percent of Total Salaries
280	Health Benefits: (Omit object 289) Instructional Personnel (1000) Studt & Instr Support Personnel (2100/2200) Admin. Personnel (2300/2400) Other Personnel (not including retirees)
280	TOTAL HEALTH BENEFITS Percent of Total Salaries
290	Other Benefits: Instructional Personnel (1000) Studt & Instr Support Personnel (2100/2200) Admin. Personnel (2300/2400) Other Personnel
290	TOTAL OTHER BENEFITS Percent of Total Salaries
SUBTOTAL FRINGE BENEFITS AND OTHER COSTS	
218	Retired Employee Group Insurance Subsidy PEBS Other (Not PEBS)
289	Retired Health Annual Required Contribution PEBS (held for OPEB liabilities) Other (Not PEBS)
TOTAL SALARIES & FRINGE BENEFITS	
300-600	OPERATIONAL EXPENSES - all functions
PURCHASED PROF &TECH SERVICES	
310	Official/Administrative Services
320	Professional Educational Services
330	Professional Employee Training/Development

STATE GRANTS

Grant Code

Rainbow Dreams Academy	
SCHOOL DISTRICT/CHARTER SCHOOL:	
DESCRIPTION	
340	Other Professional Services
345	Marketing Services
350	Technical Services
360	Other Specialized Services not included above
PURCHASED PROPERTY SERVICES	
410	Utility Services
420	Cleaning Services
421	Garbage / Disposal
422	Janitorial / Custodial Services
430	Repairs and Maintenance Services
440	Rentals: see below
441	Rentals of land and buildings
442	Rentals of equipment and vehicles
443	Rentals of computers and related equipment
444	Rental of other items (such as supplies, books)
450	Construction Services
490	Other Purchased Property Services
OTHER PURCHASED SERVICES	
510	Student Transportation Services
520	Insurance: see below
521	Property Insurance
522	Liability Insurance
523	Fidelity / Other Insurance
530	Postage/Communications
540	Advertising
550	Printing and Binding
560	Tuition
570	Food Service Management
580	Travel (staff)
590	Interagency Purch Serv less CS fees below
591	Charter School Fees to sponsor
591	CS EMO payments not reported elsewhere
SUPPLIES (Less than \$5,000 per unit)	
610	General Supplies - Instructional (funct 1000)
610	General Supplies - Library (funct 2220)
610	General Supplies - Other
612	Gen Supplies of Higher Value (exclude instruct)
612	Gen supplies of Higher Value - instructional
620	Energy (see below)
621	Energy - Natural Gas
622	Energy - Electricity
623	Energy - Bottled Gas
624	Energy - Oil
625	Energy - Coal
626	Energy - Gasoline
629	Energy - Other
630	Food (food service program only)
640	Books and Periodicals-NO textbooks nor library
640	Books and Periodicals - LIBRARY ONLY
641	Textbooks
650	Information Technology - Other (exclude below)
650	Information Technology - Instruction (func 1000)
651	Instructional software
652	Instruct. IT items of higher value (incl computers)
653	Instructional web-based and similar programs
TOTAL OPERATIONAL EXPENSES	
700	PROPERTY (\$5,000 or greater per unit)

STATE GRANTS

Grant Code

Rainbow Dreams Academy	
SCHOOL DISTRICT/CHARTER SCHOOL:	
DESCRIPTION	
710	Land and Land Improvements
720	Buildings
730	Equipment - Instructional (excude 734, 735 below)
734	Instructional Computer Hardware
735	Instructional Technology Software
730	Equipment - Transportation Function 2700
730	Equipment/Software - Non-instructional
730	Capital Lease-Instructional equip (exclude 734, 735
734	Capital Lease Instructional Computer Hardware
735	Capital Lease - Instructional Technology software
730	Capital Lease - Transportation Function 2700
730	Capital Lease - Non-instructional Equipment/Softwa
740	Infrastructure
790	Depreciation
700	TOTAL ALL PROPERTY
SUBTOTAL EXPENSES	
Changes to Balance Sheet/Statement of Net assets:	
711	Reserve for Inventory
712	Reserve for Prepaids
713	Reserve for Encumbrances
714	Other Reserves
Total changes Reserves: Fund balances/Fund Net Asset	
SUBTOTAL EXPENSES & BALANCE SHEET	
800	Debt Services & Misc (exclude 891 and 893)
893	Indirect Costs
900	Other - Exclude 910 and 990
910	Transfers out (not listed below)
971	Pass through Dollars to Other School Districts
972	Pass through Dollars to Charter Schools
973	Pass through Dollars to Other Entities
Balances:	
891	Contingency
990	Ending Balance
TOTAL ENDING BALANCE	
TOTAL USES	
WORKSHEET BALANCE	

STATE GRANTS

Grant Code

Rainbow Dreams Academy	
SCHOOL DISTRICT/CHARTER SCHOOL:	
DESCRIPTION	
Rev:	R E S O U R C E S
1000	Local Revenue (see below)
1110	Ad Valorem Taxes per DSA payments Amount to true-up actual Ad Valorem Taxes
1120	Sales & Use Taxes / LSST (Local Sch supp) Amount to true-up actual LSST Taxes
1140	Penalties and Interest on taxes
1150	Residential Construction Tax
1190	Other Local Taxes
1191	Franchise Fees
1192	Governmental Services Tax
1200	Rev from other local govnm't units (not SD)
1300	Tuition
1400	Transportation fees
1500	Investment Income
1600	Food Services
1700	District Activities (not student activities)
1800	Revenue from Community Services Activities
1900	Other rev from local sources-less CS fee below
1951	Misc revenue from other NV school districts
1951	Charter School Fees portion of code 1951
1000	Total Local Revenue:
2000	Revenue from Intermediate Sources
3000	State Revenue (see below)
3100	Unrestricted Grants-in-aid (DSA)-as of 6/30/17 DSA True Up Adjustments Charter School Sponsor Fee Withheld from DSA
	FY16 DSA recorded in FY17 (+ or -)
	FY17 DSA recorded in FY18 (+ or -)
3200	State Govnm't restricted funding/grants-in-aid
	FY16 State revenue recorded in FY17
	FY17 State rev. recorded in FY18 (+ or -)
3800	Revenue in Lieu of Taxes
3000	Total State Revenue:
4000	Federal Sources (see below)
	Public Law 874 (Impact Aid) - codes 420-422
	Forest Reserve - Codes 401-402
	Other Federal Support - other codes 400-899
	FY16 Federal revenue recorded in FY17
	FY17 Fed rev recorded in FY18 (+ or -)
4000	Total Federal Revenue
5100	Issuance of Bonds
5200	Fund Transfers In
5300	Proceeds from disposal of property
5400	Loan Proceeds
5500	Capital Lease Proceeds
5600	Other Long-term Debt Proceeds
6000	Other Items
8000	OPENING FUND BALANCE
SUBTOTAL RESOURCES	
Balance Sheet/Statement of Net assets:	
711	Reserve for Inventory
712	Reserve for Prepaids
713	Reserve for Encumbrances
714	Other Reserves
	Subtotal Reserves: Fund balances/Fund Net Asset
GRAND TOTAL RESOURCES	

STATE GRANTS

Grant Code

Rainbow Dreams Academy	
SCHOOL DISTRICT/CHARTER SCHOOL:	
DESCRIPTION	
EXPENDITURES	
OBJECT CODE 100 SALARIES	
Function 1000 INSTRUCTION	
Licensed	
Non-Licensed	
Substitutes	
Extra Duty Assignments (enter # in FTE column)	
Note: # of extra duty assignments are not in FTE total	
Total Instructional Personnel	
Functions 2100, 2200: Student/Instruction SUPPORT	
Licensed	
Non-Licensed	
Substitutes	
Extra Duty Assignments (enter # in FTE column)	
Note: # of extra duty assignments are not in FTE total	
Total Student / Instructional Support	
Functions 2300,2400: ADMINISTRATION SUPPORT	
Licensed	
Non-Licensed	
Substitutes	
Extra Duty Assignments (enter # in FTE column)	
Note: # of extra duty assignments are not in FTE total	
Total Administration Support Personnel	
Functions 2500,2600,2700,2900: OTHER SUPPORT	
Licensed	
Non-Licensed	
Substitutes	
Extra Duty Assignments (enter # in FTE column)	
Note: # of extra duty assignments are not in FTE total	
Total Other Support Personnel	
ALL OTHER STAFF	
Non-Instructional Staff, Functions 3100-4900	
Extra Duty Assignments (enter # in FTE column)	
Note: # of extra duty assignments are not in FTE total	
TOTAL PERSONNEL and SALARIES	
OBJECT CODE 200 BENEFITS	
210	Group Insurance Costs: (Omit object 218)
	Instructional Personnel (1000)
	Studt & Instr Support Personnel (2100/2200)
	Admin. Personnel (2300/2400)
	Other Personnel (not including retirees)
210	TOTAL GROUP INSURANCE COSTS
	Percent of Total Salaries
220	Social Security
	Instructional Personnel (1000)
	Studt & Instr Support Personnel (2100/2200)
	Admin. Personnel (2300/2400)
	Other Personnel
220	TOTAL Social Security
	Percent of Total Salaries
230	Retirement:
	Instructional Personnel (1000)
	Studt & Instr Support Personnel (2100/2200)
	Admin. Personnel (2300/2400)
	Other Personnel

STATE GRANTS

Grant Code

Rainbow Dreams Academy	
SCHOOL DISTRICT/CHARTER SCHOOL:	
DESCRIPTION	
230	TOTAL RETIREMENT
Percent of Total Salaries	
240	Medicare: Instructional Personnel (1000) Studt & Instr Support Personnel (2100/2200) Admin. Personnel (2300/2400) Other Personnel
240	TOTAL MEDICARE Percent of Total Salaries
250	Tuition Reimbursement: Instructional Personnel (1000) Studt & Instr Support Personnel (2100/2200) Admin. Personnel (2300/2400) Other Personnel
250	TOTAL TUITION REIMBURSEMENT Percent of Total Salaries
260	Unemployment Compensation: Instructional Personnel (1000) Studt & Instr Support Personnel (2100/2200) Admin. Personnel (2300/2400) Other Personnel
260	TOTAL UNEMPLOYMENT COMP Percent of Total Salaries
270	Worker's Compensation: Instructional Personnel (1000) Studt & Instr Support Personnel (2100/2200) Admin. Personnel (2300/2400) Other Personnel
270	TOTAL WORKER'S COMPENSATION Percent of Total Salaries
280	Health Benefits: (Omit object 289) Instructional Personnel (1000) Studt & Instr Support Personnel (2100/2200) Admin. Personnel (2300/2400) Other Personnel (not including retirees)
280	TOTAL HEALTH BENEFITS Percent of Total Salaries
290	Other Benefits: Instructional Personnel (1000) Studt & Instr Support Personnel (2100/2200) Admin. Personnel (2300/2400) Other Personnel
290	TOTAL OTHER BENEFITS Percent of Total Salaries
SUBTOTAL FRINGE BENEFITS AND OTHER COSTS	
218	Retired Employee Group Insurance Subsidy PEBS Other (Not PEBS)
289	Retired Health Annual Required Contribution PEBS (held for OPEB liabilities) Other (Not PEBS)
TOTAL SALARIES & FRINGE BENEFITS	
300-600	OPERATIONAL EXPENSES - all functions
PURCHASED PROF &TECH SERVICES	
310	Official/Administrative Services
320	Professional Educational Services
330	Professional Employee Training/Development

STATE GRANTS

Grant Code

Rainbow Dreams Academy	
SCHOOL DISTRICT/CHARTER SCHOOL:	
DESCRIPTION	
340	Other Professional Services
345	Marketing Services
350	Technical Services
360	Other Specialized Services not included above
	PURCHASED PROPERTY SERVICES
410	Utility Services
420	Cleaning Services
421	Garbage / Disposal
422	Janitorial / Custodial Services
430	Repairs and Maintenance Services
440	Rentals: see below
441	Rentals of land and buildings
442	Rentals of equipment and vehicles
443	Rentals of computers and related equipment
444	Rental of other items (such as supplies, books)
450	Construction Services
490	Other Purchased Property Services
	OTHER PURCHASED SERVICES
510	Student Transportation Services
520	Insurance: see below
521	Property Insurance
522	Liability Insurance
523	Fidelity / Other Insurance
530	Postage/Communications
540	Advertising
550	Printing and Binding
560	Tuition
570	Food Service Management
580	Travel (staff)
590	Interagency Purch Serv less CS fees below
591	Charter School Fees to sponsor
591	CS EMO payments not reported elsewhere
	SUPPLIES (Less than \$5,000 per unit)
610	General Supplies - Instructional (funct 1000)
610	General Supplies - Library (funct 2220)
610	General Supplies - Other
612	Gen Supplies of Higher Value (exclude instruct)
612	Gen supplies of Higher Value - instructional
620	Energy (see below)
621	Energy - Natural Gas
622	Energy - Electricity
623	Energy - Bottled Gas
624	Energy - Oil
625	Energy - Coal
626	Energy - Gasoline
629	Energy - Other
630	Food (food service program only)
640	Books and Periodicals-NO textbooks nor library
640	Books and Periodicals - LIBRARY ONLY
641	Textbooks
650	Information Technology - Other (exclude below)
650	Information Technology - Instruction (func 1000)
651	Instructional software
652	Instruct. IT items of higher value (incl computers)
653	Instructional web-based and similar programs
	TOTAL OPERATIONAL EXPENSES
700	PROPERTY (\$5,000 or greater per unit)

STATE GRANTS

Grant Code

Rainbow Dreams Academy	
SCHOOL DISTRICT/CHARTER SCHOOL:	
DESCRIPTION	
710	Land and Land Improvements
720	Buildings
730	Equipment - Instructional (excude 734, 735 below)
734	Instructional Computer Hardware
735	Instructional Technology Software
730	Equipment - Transportation Function 2700
730	Equipment/Software - Non-instructional
730	Capital Lease-Instructional equip (exclude 734, 735
734	Capital Lease Instructional Computer Hardware
735	Capital Lease - Instructional Technology software
730	Capital Lease - Transportation Function 2700
730	Capital Lease - Non-instructional Equipment/Softwa
740	Infrastructure
790	Depreciation
700	TOTAL ALL PROPERTY
SUBTOTAL EXPENSES	
Changes to Balance Sheet/Statement of Net assets:	
711	Reserve for Inventory
712	Reserve for Prepaids
713	Reserve for Encumbrances
714	Other Reserves
Total changes Reserves: Fund balances/Fund Net Asset	
SUBTOTAL EXPENSES & BALANCE SHEET	
800	Debt Services & Misc (exclude 891 and 893)
893	Indirect Costs
900	Other - Exclude 910 and 990
910	Transfers out (not listed below)
971	Pass through Dollars to Other School Districts
972	Pass through Dollars to Charter Schools
973	Pass through Dollars to Other Entities
Balances:	
891	Contingency
990	Ending Balance
TOTAL ENDING BALANCE	
TOTAL USES	
WORKSHEET BALANCE	

STATE GRANTS

Grant Code

Rainbow Dreams Academy	
SCHOOL DISTRICT/CHARTER SCHOOL:	
DESCRIPTION	
Rev:	R E S O U R C E S
1000	Local Revenue (see below)
1110	Ad Valorem Taxes per DSA payments Amount to true-up actual Ad Valorem Taxes
1120	Sales & Use Taxes / LSST (Local Sch supp) Amount to true-up actual LSST Taxes
1140	Penalties and Interest on taxes
1150	Residential Construction Tax
1190	Other Local Taxes
1191	Franchise Fees
1192	Governmental Services Tax
1200	Rev from other local govnm't units (not SD)
1300	Tuition
1400	Transportation fees
1500	Investment Income
1600	Food Services
1700	District Activities (not student activities)
1800	Revenue from Community Services Activities
1900	Other rev from local sources-less CS fee below
1951	Misc revenue from other NV school districts
1951	Charter School Fees portion of code 1951
1000	Total Local Revenue:
2000	Revenue from Intermediate Sources
3000	State Revenue (see below)
3100	Unrestricted Grants-in-aid (DSA)-as of 6/30/17 DSA True Up Adjustments Charter School Sponsor Fee Withheld from DSA
	FY16 DSA recorded in FY17 (+ or -)
	FY17 DSA recorded in FY18 (+ or -)
3200	State Govnm't restricted funding/grants-in-aid
	FY16 State revenue recorded in FY17
	FY17 State rev. recorded in FY18 (+ or -)
3800	Revenue in Lieu of Taxes
3000	Total State Revenue:
4000	Federal Sources (see below)
	Public Law 874 (Impact Aid) - codes 420-422
	Forest Reserve - Codes 401-402
	Other Federal Support - other codes 400-899
	FY16 Federal revenue recorded in FY17
	FY17 Fed rev recorded in FY18 (+ or -)
4000	Total Federal Revenue
5100	Issuance of Bonds
5200	Fund Transfers In
5300	Proceeds from disposal of property
5400	Loan Proceeds
5500	Capital Lease Proceeds
5600	Other Long-term Debt Proceeds
6000	Other Items
8000	OPENING FUND BALANCE
SUBTOTAL RESOURCES	
Balance Sheet/Statement of Net assets:	
711	Reserve for Inventory
712	Reserve for Prepaids
713	Reserve for Encumbrances
714	Other Reserves
	Subtotal Reserves: Fund balances/Fund Net Asset
GRAND TOTAL RESOURCES	

STATE GRANTS

Grant Code

Rainbow Dreams Academy	
SCHOOL DISTRICT/CHARTER SCHOOL:	
DESCRIPTION	
EXPENDITURES	
OBJECT CODE 100 SALARIES	
Function 1000 INSTRUCTION	
Licensed	
Non-Licensed	
Substitutes	
Extra Duty Assignments (enter # in FTE column)	
Note: # of extra duty assignments are not in FTE total	
Total Instructional Personnel	
Functions 2100, 2200: Student/Instruction SUPPORT	
Licensed	
Non-Licensed	
Substitutes	
Extra Duty Assignments (enter # in FTE column)	
Note: # of extra duty assignments are not in FTE total	
Total Student / Instructional Support	
Functions 2300,2400: ADMINISTRATION SUPPORT	
Licensed	
Non-Licensed	
Substitutes	
Extra Duty Assignments (enter # in FTE column)	
Note: # of extra duty assignments are not in FTE total	
Total Administration Support Personnel	
Functions 2500,2600,2700,2900: OTHER SUPPORT	
Licensed	
Non-Licensed	
Substitutes	
Extra Duty Assignments (enter # in FTE column)	
Note: # of extra duty assignments are not in FTE total	
Total Other Support Personnel	
ALL OTHER STAFF	
Non-Instructional Staff, Functions 3100-4900	
Extra Duty Assignments (enter # in FTE column)	
Note: # of extra duty assignments are not in FTE total	
TOTAL PERSONNEL and SALARIES	
OBJECT CODE 200 BENEFITS	
210	Group Insurance Costs: (Omit object 218)
	Instructional Personnel (1000)
	Studt & Instr Support Personnel (2100/2200)
	Admin. Personnel (2300/2400)
	Other Personnel (not including retirees)
210	TOTAL GROUP INSURANCE COSTS
	Percent of Total Salaries
220	Social Security
	Instructional Personnel (1000)
	Studt & Instr Support Personnel (2100/2200)
	Admin. Personnel (2300/2400)
	Other Personnel
220	TOTAL Social Security
	Percent of Total Salaries
230	Retirement:
	Instructional Personnel (1000)
	Studt & Instr Support Personnel (2100/2200)
	Admin. Personnel (2300/2400)
	Other Personnel

STATE GRANTS

Grant Code

Rainbow Dreams Academy	
SCHOOL DISTRICT/CHARTER SCHOOL:	
DESCRIPTION	
230	TOTAL RETIREMENT
Percent of Total Salaries	
240	Medicare: Instructional Personnel (1000) Studt & Instr Support Personnel (2100/2200) Admin. Personnel (2300/2400) Other Personnel
240	TOTAL MEDICARE Percent of Total Salaries
250	Tuition Reimbursement: Instructional Personnel (1000) Studt & Instr Support Personnel (2100/2200) Admin. Personnel (2300/2400) Other Personnel
250	TOTAL TUITION REIMBURSEMENT Percent of Total Salaries
260	Unemployment Compensation: Instructional Personnel (1000) Studt & Instr Support Personnel (2100/2200) Admin. Personnel (2300/2400) Other Personnel
260	TOTAL UNEMPLOYMENT COMP Percent of Total Salaries
270	Worker's Compensation: Instructional Personnel (1000) Studt & Instr Support Personnel (2100/2200) Admin. Personnel (2300/2400) Other Personnel
270	TOTAL WORKER'S COMPENSATION Percent of Total Salaries
280	Health Benefits: (Omit object 289) Instructional Personnel (1000) Studt & Instr Support Personnel (2100/2200) Admin. Personnel (2300/2400) Other Personnel (not including retirees)
280	TOTAL HEALTH BENEFITS Percent of Total Salaries
290	Other Benefits: Instructional Personnel (1000) Studt & Instr Support Personnel (2100/2200) Admin. Personnel (2300/2400) Other Personnel
290	TOTAL OTHER BENEFITS Percent of Total Salaries
SUBTOTAL FRINGE BENEFITS AND OTHER COSTS	
218	Retired Employee Group Insurance Subsidy PEBS Other (Not PEBS)
289	Retired Health Annual Required Contribution PEBS (held for OPEB liabilities) Other (Not PEBS)
TOTAL SALARIES & FRINGE BENEFITS	
300-600	OPERATIONAL EXPENSES - all functions
PURCHASED PROF &TECH SERVICES	
310	Official/Administrative Services
320	Professional Educational Services
330	Professional Employee Training/Development

STATE GRANTS

Grant Code

Rainbow Dreams Academy	
SCHOOL DISTRICT/CHARTER SCHOOL:	
DESCRIPTION	
340	Other Professional Services
345	Marketing Services
350	Technical Services
360	Other Specialized Services not included above
	PURCHASED PROPERTY SERVICES
410	Utility Services
420	Cleaning Services
421	Garbage / Disposal
422	Janitorial / Custodial Services
430	Repairs and Maintenance Services
440	Rentals: see below
441	Rentals of land and buildings
442	Rentals of equipment and vehicles
443	Rentals of computers and related equipment
444	Rental of other items (such as supplies, books)
450	Construction Services
490	Other Purchased Property Services
	OTHER PURCHASED SERVICES
510	Student Transportation Services
520	Insurance: see below
521	Property Insurance
522	Liability Insurance
523	Fidelity / Other Insurance
530	Postage/Communications
540	Advertising
550	Printing and Binding
560	Tuition
570	Food Service Management
580	Travel (staff)
590	Interagency Purch Serv less CS fees below
591	Charter School Fees to sponsor
591	CS EMO payments not reported elsewhere
	SUPPLIES (Less than \$5,000 per unit)
610	General Supplies - Instructional (funct 1000)
610	General Supplies - Library (funct 2220)
610	General Supplies - Other
612	Gen Supplies of Higher Value (exclude instruct)
612	Gen supplies of Higher Value - instructional
620	Energy (see below)
621	Energy - Natural Gas
622	Energy - Electricity
623	Energy - Bottled Gas
624	Energy - Oil
625	Energy - Coal
626	Energy - Gasoline
629	Energy - Other
630	Food (food service program only)
640	Books and Periodicals-NO textbooks nor library
640	Books and Periodicals - LIBRARY ONLY
641	Textbooks
650	Information Technology - Other (exclude below)
650	Information Technology - Instruction (func 1000)
651	Instructional software
652	Instruct. IT items of higher value (incl computers)
653	Instructional web-based and similar programs
	TOTAL OPERATIONAL EXPENSES
700	PROPERTY (\$5,000 or greater per unit)

STATE GRANTS

Grant Code

Rainbow Dreams Academy	
SCHOOL DISTRICT/CHARTER SCHOOL:	
DESCRIPTION	
710	Land and Land Improvements
720	Buildings
730	Equipment - Instructional (excude 734, 735 below)
734	Instructional Computer Hardware
735	Instructional Technology Software
730	Equipment - Transportation Function 2700
730	Equipment/Software - Non-instructional
730	Capital Lease-Instructional equip (exclude 734, 735
734	Capital Lease Instructional Computer Hardware
735	Capital Lease - Instructional Technology software
730	Capital Lease - Transportation Function 2700
730	Capital Lease - Non-instructional Equipment/Softwa
740	Infrastructure
790	Depreciation
700	TOTAL ALL PROPERTY
SUBTOTAL EXPENSES	
Changes to Balance Sheet/Statement of Net assets:	
711	Reserve for Inventory
712	Reserve for Prepaids
713	Reserve for Encumbrances
714	Other Reserves
Total changes Reserves: Fund balances/Fund Net Asset	
SUBTOTAL EXPENSES & BALANCE SHEET	
800	Debt Services & Misc (exclude 891 and 893)
893	Indirect Costs
900	Other - Exclude 910 and 990
910	Transfers out (not listed below)
971	Pass through Dollars to Other School Districts
972	Pass through Dollars to Charter Schools
973	Pass through Dollars to Other Entities
Balances:	
891	Contingency
990	Ending Balance
TOTAL ENDING BALANCE	
TOTAL USES	
WORKSHEET BALANCE	

STATE GRANTS

Grant Code

Rainbow Dreams Academy	
SCHOOL DISTRICT/CHARTER SCHOOL:	
DESCRIPTION	
Rev:	RESOURCES
1000	Local Revenue (see below)
1110	Ad Valorem Taxes per DSA payments Amount to true-up actual Ad Valorem Taxes
1120	Sales & Use Taxes / LSST (Local Sch supp) Amount to true-up actual LSST Taxes
1140	Penalties and Interest on taxes
1150	Residential Construction Tax
1190	Other Local Taxes
1191	Franchise Fees
1192	Governmental Services Tax
1200	Rev from other local govm't units (not SD)
1300	Tuition
1400	Transportation fees
1500	Investment Income
1600	Food Services
1700	District Activities (not student activities)
1800	Revenue from Community Services Activities
1900	Other rev from local sources-less CS fee below
1951	Misc revenue from other NV school districts
1951	Charter School Fees portion of code 1951
1000	Total Local Revenue:
2000	Revenue from Intermediate Sources
3000	State Revenue (see below)
3100	Unrestricted Grants-in-aid (DSA)-as of 6/30/17 DSA True Up Adjustments Charter School Sponsor Fee Withheld from DSA FY16 DSA recorded in FY17 (+ or -) FY17 DSA recorded in FY18 (+ or -)
3200	State Govnm't restricted funding/grants-in-aid FY16 State revenue recorded in FY17 FY17 State rev. recorded in FY18 (+ or -)
3800	Revenue in Lieu of Taxes
3000	Total State Revenue:
4000	Federal Sources (see below)
	Public Law 874 (Impact Aid) - codes 420-422 Forest Reserve - Codes 401-402 Other Federal Support - other codes 400-899 FY16 Federal revenue recorded in FY17 FY17 Fed rev recorded in FY18 (+ or -)
4000	Total Federal Revenue
5100	Issuance of Bonds
5200	Fund Transfers In
5300	Proceeds from disposal of property
5400	Loan Proceeds
5500	Capital Lease Proceeds
5600	Other Long-term Debt Proceeds
6000	Other Items
8000	OPENING FUND BALANCE
SUBTOTAL RESOURCES	
Balance Sheet/Statement of Net assets:	
711	Reserve for Inventory
712	Reserve for Prepaids
713	Reserve for Encumbrances
714	Other Reserves
Subtotal Reserves: Fund balances/Fund Net Asset	
GRAND TOTAL RESOURCES	

DISTRICT FYear
Rainbow L FY2017

STATE GRANTS

Grant Code

DISTRICT FYear
Rainbow L FY2017

Rainbow Dreams Academy	
SCHOOL DISTRICT/CHARTER SCHOOL:	
DESCRIPTION	
EXPENDITURES	
OBJECT CODE 100 SALARIES	
Function 1000 INSTRUCTION	
Licensed	
Non-Licensed	
Substitutes	
Extra Duty Assignments (enter # in FTE column)	
Note: # of extra duty assignments are not in FTE tot	
Total Instructional Personnel	
Functions 2100, 2200: Student/Instruction SUPPORT	
Licensed	
Non-Licensed	
Substitutes	
Extra Duty Assignments (enter # in FTE column)	
Note: # of extra duty assignments are not in FTE tot	
Total Student / Instructional Support	
Functions 2300,2400: ADMINISTRATION SUPPORT	
Licensed	
Non-Licensed	
Substitutes	
Extra Duty Assignments (enter # in FTE column)	
Note: # of extra duty assignments are not in FTE tot	
Total Administration Support Personnel	
Functions 2500,2600,2700,2900: OTHER SUPPORT	
Licensed	
Non-Licensed	
Substitutes	
Extra Duty Assignments (enter # in FTE column)	
Note: # of extra duty assignments are not in FTE tot	
Total Other Support Personnel	
ALL OTHER STAFF	
Non-Instructional Staff, Functions 3100-4900	
Extra Duty Assignments (enter # in FTE column)	
Note: # of extra duty assignments are not in FTE tot	
TOTAL PERSONNEL and SALARIES	
OBJECT CODE 200 BENEFITS	
210	Group Insurance Costs: (Omit object 218)
	Instructional Personnel (1000)
	Studt & Instr Support Personnel (2100/2200)
	Admin. Personnel (2300/2400)
	Other Personnel (not including retirees)
210	TOTAL GROUP INSURANCE COSTS
	Percent of Total Salaries
220	Social Security
	Instructional Personnel (1000)
	Studt & Instr Support Personnel (2100/2200)
	Admin. Personnel (2300/2400)
	Other Personnel
220	TOTAL Social Security
	Percent of Total Salaries
230	Retirement:
	Instructional Personnel (1000)
	Studt & Instr Support Personnel (2100/2200)
	Admin. Personnel (2300/2400)
	Other Personnel

STATE GRANTS

Grant Code

DISTRICT FYear
Rainbow L FY2017

Rainbow Dreams Academy	
SCHOOL DISTRICT/CHARTER SCHOOL:	
DESCRIPTION	
230	TOTAL RETIREMENT
Percent of Total Salaries	
240	Medicare: Instructional Personnel (1000) Studt & Instr Support Personnel (2100/2200) Admin. Personnel (2300/2400) Other Personnel
240	TOTAL MEDICARE Percent of Total Salaries
250	Tuition Reimbursement: Instructional Personnel (1000) Studt & Instr Support Personnel (2100/2200) Admin. Personnel (2300/2400) Other Personnel
250	TOTAL TUITION REIMBURSEMENT Percent of Total Salaries
260	Unemployment Compensation: Instructional Personnel (1000) Studt & Instr Support Personnel (2100/2200) Admin. Personnel (2300/2400) Other Personnel
260	TOTAL UNEMPLOYMENT COMP Percent of Total Salaries
270	Worker's Compensation: Instructional Personnel (1000) Studt & Instr Support Personnel (2100/2200) Admin. Personnel (2300/2400) Other Personnel
270	TOTAL WORKER'S COMPENSATION Percent of Total Salaries
280	Health Benefits: (Omit object 289) Instructional Personnel (1000) Studt & Instr Support Personnel (2100/2200) Admin. Personnel (2300/2400) Other Personnel (not including retirees)
280	TOTAL HEALTH BENEFITS Percent of Total Salaries
290	Other Benefits: Instructional Personnel (1000) Studt & Instr Support Personnel (2100/2200) Admin. Personnel (2300/2400) Other Personnel
290	TOTAL OTHER BENEFITS Percent of Total Salaries
SUBTOTAL FRINGE BENEFITS AND OTHER COSTS	
218	Retired Employee Group Insurance Subsidy PEBS Other (Not PEBS)
289	Retired Health Annual Required Contribution PEBS (held for OPEB liabilities) Other (Not PEBS)
TOTAL SALARIES & FRINGE BENEFITS	
300-600	OPERATIONAL EXPENSES - all functions
PURCHASED PROF & TECH SERVICES	
310	Official/Administrative Services
320	Professional Educational Services
330	Professional Employee Training/Development

STATE GRANTS

Grant Code

DISTRICT FYear
Rainbow L FY2017

Rainbow Dreams Academy	
SCHOOL DISTRICT/CHARTER SCHOOL:	
DESCRIPTION	
340	Other Professional Services
345	Marketing Services
350	Technical Services
360	Other Specialized Services not included above
PURCHASED PROPERTY SERVICES	
410	Utility Services
420	Cleaning Services
421	Garbage / Disposal
422	Janitorial / Custodial Services
430	Repairs and Maintenance Services
440	Rentals: see below
441	Rentals of land and buildings
442	Rentals of equipment and vehicles
443	Rentals of computers and related equipment
444	Rental of other items (such as supplies, books)
450	Construction Services
490	Other Purchased Property Services
OTHER PURCHASED SERVICES	
510	Student Transportation Services
520	Insurance: see below
521	Property Insurance
522	Liability Insurance
523	Fidelity / Other Insurance
530	Postage/Communications
540	Advertising
550	Printing and Binding
560	Tuition
570	Food Service Management
580	Travel (staff)
590	Interagency Purch Serv less CS fees below
591	Charter School Fees to sponsor
591	CS EMO payments not reported elsewhere
SUPPLIES (Less than \$5,000 per unit)	
610	General Supplies - Instructional (funct 1000)
610	General Supplies - Library (funct 2220)
610	General Supplies - Other
612	Gen Supplies of Higher Value (exclude instruct)
612	Gen supplies of Higher Value - instructional
620	Energy (see below)
621	Energy - Natural Gas
622	Energy - Electricity
623	Energy - Bottled Gas
624	Energy - Oil
625	Energy - Coal
626	Energy - Gasoline
629	Energy - Other
630	Food (food service program only)
640	Books and Periodicals-NO textbooks nor library
640	Books and Periodicals - LIBRARY ONLY
641	Textbooks
650	Information Technology - Other (exclude below)
650	Information Technology - Instruction (func 1000)
651	Instructional software
652	Instruct. IT items of higher value (incl computers)
653	Instructional web-based and similar programs
TOTAL OPERATIONAL EXPENSES	
700	PROPERTY (\$5,000 or greater per unit)

STATE GRANTS

Grant Code

DISTRICT FYear
Rainbow L FY2017

Rainbow Dreams Academy	
SCHOOL DISTRICT/CHARTER SCHOOL:	
DESCRIPTION	
710	Land and Land Improvements
720	Buildings
730	Equipment - Instructional (exclude 734, 735 below)
734	Instructional Computer Hardware
735	Instructional Technology Software
730	Equipment - Transportation Function 2700
730	Equipment/Software - Non-instructional
730	Capital Lease-Instructional equip (exclude 734, 735
734	Capital Lease Instructional Computer Hardware
735	Capital Lease - Instructional Technology software
730	Capital Lease - Transportation Function 2700
730	Capital Lease - Non-instructional Equipment/Softwa
740	Infrastructure
790	Depreciation
700	TOTAL ALL PROPERTY
SUBTOTAL EXPENSES	
Changes to Balance Sheet/Statement of Net assets:	
711	Reserve for Inventory
712	Reserve for Prepaids
713	Reserve for Encumbrances
714	Other Reserves
Total changes Reserves: Fund balances/Fund Net Asset	
SUBTOTAL EXPENSES & BALANCE SHEET	
800	Debt Services & Misc (exclude 891 and 893)
893	Indirect Costs
900	Other - Exclude 910 and 990
910	Transfers out (not listed below)
971	Pass through Dollars to Other School Districts
972	Pass through Dollars to Charter Schools
973	Pass through Dollars to Other Entities
Balances:	
891	Contingency
990	Ending Balance
TOTAL ENDING BALANCE	
TOTAL USES	
WORKSHEET BALANCE	

FEDERAL GRANTS		ACTUAL - FEDERAL GRANTS			
DESCRIPTION	FTEs	TOTAL	Direct Federal Project codes	NDE Pass-thru only Project codes	Any Other State Agency Pass thru - codes
		FEDERAL	Range 400-599	Range 600-799 and 850-999	Range 600-799 and 850-999
				Will have CFDA # 84.xxx	
Rev: RESOURCES					
1000 Local Revenue (see below)					
1110 Ad Valorem Taxes per DSA payments		0	0	0	0
Amount to true-up actual Ad Valorem Taxes		0	0	0	0
1120 Sales & Use Taxes / LSST (Local Sch supp)		0	0	0	0
Amount to true-up actual LSST Taxes		0	0	0	0
1140 Penalties and Interest on taxes		0	0	0	0
1150 Residential Construction Tax		0	0	0	0
1190 Other Local Taxes		0	0	0	0
1191 Franchise Fees		0	0	0	0
1192 Governmental Services Tax		0	0	0	0
1200 Rev from other local govnm't units (not SD)		0	0	0	0
1300 Tuition		0	0	0	0
1400 Transportation fees		0	0	0	0
1500 Investment Income		0	0	0	0
1600 Food Services		0	0	0	0
1700 District Activities (not student activities)		0	0	0	0
1800 Revenue from Community Services Activities		0	0	0	0
1900 Other rev from local sources-less CS fee below		0	0	0	0
1951 Misc revenue from other NV school districts		0	0	0	0
1951 Charter School Fees portion of code 1951		0	0	0	0
1000 Total Local Revenue:		0	0	0	0
2000 Revenue from Intermediate Sources		0	0	0	0
3000 State Revenue (see below)					
3100 Unrestricted Grants-in-aid (DSA)-as of 6/30/17		0	0	0	0
DSA True Up Adjustments		0	0	0	0
Charter School Sponsor Fee Withheld from DSA		0	0	0	0
FY16 DSA recorded in FY17 (+ or -)		0	0	0	0
FY17 DSA recorded in FY18 (+ or -)		0	0	0	0
3200 State Govnm't restricted funding/grants-in-aid		0	0	0	0
FY16 State revenue recorded in FY17		0	0	0	0
FY17 State rev. recorded in FY18 (+ or -)		0	0	0	0
3800 Revenue in Lieu of Taxes		0	0	0	0
3000 Total State Revenue:		0	0	0	0
4000 Federal Sources (see below)					
Public Law 874 (Impact Aid) - codes 420-422		0	0	0	0
Forest Reserve - Codes 401-402		0	0	0	0
Other Federal Support - other codes 400-899		84,820	84,820	0	0
FY16 Federal revenue recorded in FY17		0	0	0	0
FY17 Fed rev recorded in FY18 (+ or -)		0	0	0	0
4000 Total Federal Revenue		84,820	84,820	0	0
5100 Issuance of Bonds		0	0	0	0
5200 Fund Transfers In		0	0	0	0
5300 Proceeds from disposal of property		0	0	0	0
5400 Loan Proceeds		0	0	0	0
5500 Capital Lease Proceeds		0	0	0	0
5600 Other Long-term Debt Proceeds		0	0	0	0

ACTUAL - FEDERAL GRANTS

FEDERAL GRANTS		TOTAL	Direct Federal Project codes	NDE Pass-thru only Project codes	Any Other State Agency Pass thru - codes
		FEDERAL	Range 400-599	Range 600-799 and 850-999	Range 600-799 and 850-999
Rainbow Dreams Academy					
SCHOOL DISTRICT/CHARTER SCHOOL:	FTEs			Will have CFDA # 84.xxx	
DESCRIPTION					
6000 Other Items		0	0	0	0
8000 OPENING FUND BALANCE		0	0	0	0
SUBTOTAL RESOURCES		84,820	84,820	0	0
Balance Sheet/Statement of Net assets:					
711 Reserve for Inventory		0	0	0	0
712 Reserve for Prepaids		0	0	0	0
713 Reserve for Encumbrances		0	0	0	0
714 Other Reserves		0	0	0	0
Subtotal Reserves: Fund balances/Fund Net Asset		0	0	0	0
GRAND TOTAL RESOURCES		84,820	84,820	0	0
EXPENDITURES					
OBJECT CODE 100 SALARIES	FTE's				
Function 1000 INSTRUCTION					
Licensed	0.50	18,042	18,042	0	0
Non-Licensed	0.00	0	0	0	0
Substitutes		0	0	0	0
Extra Duty Assignments (enter # in FTE column)	0	0	0	0	0
Note: # of extra duty assignments are not in FTE total					
Total Instructional Personnel	0.50	18,042	18,042	0	0
Functions 2100, 2200: Student/Instruction SUPPORT					
Licensed	0.00	0	0	0	0
Non-Licensed	0.00	0	0	0	0
Substitutes		0	0	0	0
Extra Duty Assignments (enter # in FTE column)	0	0	0	0	0
Note: # of extra duty assignments are not in FTE total					
Total Student / Instructional Support	0.00	0	0	0	0
Functions 2300,2400: ADMINISTRATION SUPPORT					
Licensed	0.00	0	0	0	0
Non-Licensed	0.00	0	0	0	0
Substitutes		0	0	0	0
Extra Duty Assignments (enter # in FTE column)	0	0	0	0	0
Note: # of extra duty assignments are not in FTE total					
Total Administration Support Personnel	0.00	0	0	0	0
Functions 2500,2600,2700,2900: OTHER SUPPORT					
Licensed	0.00	0	0	0	0
Non-Licensed	0.00	0	0	0	0
Substitutes		0	0	0	0
Extra Duty Assignments (enter # in FTE column)	0	0	0	0	0
Note: # of extra duty assignments are not in FTE total					
Total Other Support Personnel	0.00	0	0	0	0
ALL OTHER STAFF					
Non-Instructional Staff, Functions 3100-4900	0.00	0	0	0	0
Extra Duty Assignments (enter # in FTE column)	0	0	0	0	0
Note: # of extra duty assignments are not in FTE total					
TOTAL PERSONNEL and SALARIES	0.50	18,042	18,042	0	0
OBJECT CODE 200 BENEFITS					

ACTUAL - FEDERAL GRANTS

FEDERAL GRANTS		TOTAL	Direct Federal Project codes	NDE Pass-thru only Project codes	Any Other State Agency Pass thru - codes
		FEDERAL	Range 400-599	Range 600-799 and 850-999	Range 600-799 and 850-999
Rainbow Dreams Academy					
SCHOOL DISTRICT/CHARTER SCHOOL:				Will have CFDA # 84.xxx	
DESCRIPTION		FTEs			
210	Group Insurance Costs: (Omit object 218)				
	Instructional Personnel (1000)		0	0	0
	Studt & Instr Support Personnel (2100/2200)		0	0	0
	Admin. Personnel (2300/2400)		0	0	0
	Other Personnel (not including retirees)		0	0	0
210	TOTAL GROUP INSURANCE COSTS		0	0	0
	Percent of Total Salaries		0.00%	0.00%	0.00%
220	Social Security				
	Instructional Personnel (1000)		0	0	0
	Studt & Instr Support Personnel (2100/2200)		0	0	0
	Admin. Personnel (2300/2400)		0	0	0
	Other Personnel		0	0	0
220	TOTAL Social Security		0	0	0
	Percent of Total Salaries		0.00%	0.00%	0.00%
230	Retirement:				
	Instructional Personnel (1000)		0	0	0
	Studt & Instr Support Personnel (2100/2200)		0	0	0
	Admin. Personnel (2300/2400)		0	0	0
	Other Personnel		0	0	0
230	TOTAL RETIREMENT		0	0	0
	Percent of Total Salaries		0.00%	0.00%	0.00%
240	Medicare:				
	Instructional Personnel (1000)		0	0	0
	Studt & Instr Support Personnel (2100/2200)		0	0	0
	Admin. Personnel (2300/2400)		0	0	0
	Other Personnel		0	0	0
240	TOTAL MEDICARE		0	0	0
	Percent of Total Salaries		0.00%	0.00%	0.00%
250	Tuition Reimbursement:				
	Instructional Personnel (1000)		0	0	0
	Studt & Instr Support Personnel (2100/2200)		0	0	0
	Admin. Personnel (2300/2400)		0	0	0
	Other Personnel		0	0	0
250	TOTAL TUITION REIMBURSEMENT		0	0	0
	Percent of Total Salaries		0.00%	0.00%	0.00%
260	Unemployment Compensation:				
	Instructional Personnel (1000)		0	0	0
	Studt & Instr Support Personnel (2100/2200)		0	0	0
	Admin. Personnel (2300/2400)		0	0	0
	Other Personnel		0	0	0
260	TOTAL UNEMPLOYMENT COMP		0	0	0
	Percent of Total Salaries		0.00%	0.00%	0.00%
270	Worker's Compensation:				
	Instructional Personnel (1000)		0	0	0
	Studt & Instr Support Personnel (2100/2200)		0	0	0
	Admin. Personnel (2300/2400)		0	0	0
	Other Personnel		0	0	0

ACTUAL - FEDERAL GRANTS

FEDERAL GRANTS		TOTAL	Direct Federal Project codes	NDE Pass-thru only Project codes	Any Other State Agency Pass thru - codes
		FEDERAL	Range 400-599	Range 600-799 and 850-999	Range 600-799 and 850-999
Rainbow Dreams Academy					
SCHOOL DISTRICT/CHARTER SCHOOL:				Will have CFDA # 84.xxx	
DESCRIPTION					
270	TOTAL WORKER'S COMPENSATION	0	0	0	0
	Percent of Total Salaries	0.00%	0.00%	0.00%	0.00%
280	Health Benefits: (Omit object 289)				
	Instructional Personnel (1000)	0	0	0	0
	Studet & Instr Support Personnel (2100/2200)	0	0	0	0
	Admin. Personnel (2300/2400)	0	0	0	0
	Other Personnel (not including retirees)	0	0	0	0
280	TOTAL HEALTH BENEFITS	0	0	0	0
	Percent of Total Salaries	0.00%	0.00%	0.00%	0.00%
290	Other Benefits:				
	Instructional Personnel (1000)	0	0	0	0
	Studet & Instr Support Personnel (2100/2200)	0	0	0	0
	Admin. Personnel (2300/2400)	0	0	0	0
	Other Personnel	0	0	0	0
290	TOTAL OTHER BENEFITS	0	0	0	0
	Percent of Total Salaries	0.00%	0.00%	0.00%	0.00%
SUBTOTAL FRINGE BENEFITS AND OTHER COSTS		0	0	0	0
218	Retired Employee Group Insurance Subsidy				
	PEBS	0	0	0	0
	Other (Not PEBS)	0	0	0	0
289	Retired Health Annual Required Contribution				
	PEBS (held for OPEB liabilities)	0	0	0	0
	Other (Not PEBS)	0	0	0	0
TOTAL SALARIES & FRINGE BENEFITS		18,042	18,042	0	0
300-600	OPERATIONAL EXPENSES - all functions				
PURCHASED PROF & TECH SERVICES					
310	Official/Administrative Services	0	0	0	0
320	Professional Educational Services	0	0	0	0
330	Professional Employee Training/Development	29,800	29800	0	0
340	Other Professional Services	0	0	0	0
345	Marketing Services	0	0		
350	Technical Services	0	0	0	0
360	Other Specialized Services not included above	0	0	0	0
PURCHASED PROPERTY SERVICES					
410	Utility Services	0	0	0	0
420	Cleaning Services	0	0	0	0
421	Garbage / Disposal	0	0		
422	Janitorial / Custodial Services	0	0		
430	Repairs and Maintenance Services	0	0	0	0
440	Rentals: see below				
441	Rentals of land and buildings	0	0	0	0
442	Rentals of equipment and vehicles	0	0	0	0
443	Rentals of computers and related equipment	0	0	0	0
444	Rental of other items (such as supplies, books)	0			
450	Construction Services	0	0	0	0
490	Other Purchased Property Services	0	0	0	0
OTHER PURCHASED SERVICES					

FEDERAL GRANTS			TOTAL	Direct Federal	NDE Pass-thru only	Any Other State Agency
			FEDERAL	Project codes	Project codes	Pass thru - codes
				Range 400-599	Range 600-799	Range 600-799
					and 850-999	and 850-999
Rainbow Dreams Academy					Will have CFDA # 84.xxx	
SCHOOL DISTRICT/CHARTER SCHOOL:		FTEs				
DESCRIPTION						
510	Student Transportation Services		0	0	0	0
520	Insurance: see below					
521	Property Insurance		0	0	0	0
522	Liability Insurance		0	0	0	0
523	Fidelity / Other Insurance		0	0	0	0
530	Postage/Communications		0	0	0	0
540	Advertising		0	0	0	0
550	Printing and Binding		0	0	0	0
560	Tuition		0	0	0	0
570	Food Service Management		0	0	0	0
580	Travel (staff)		0	0	0	0
590	Interagency Purch Serv less CS fees below		0	0	0	0
591	Charter School Fees to sponsor		0	0	0	0
591	CS EMO payments not reported elsewhere		0	0	0	0
SUPPLIES (Less than \$5,000 per unit)						
610	General Supplies - Instructional (funct 1000)		13,132	13132	0	0
610	General Supplies - Library (funct 2220)		0	0	0	0
610	General Supplies - Other		889	889	0	0
612	Gen Supplies of Higher Value (exclude instruct)		0	0	0	0
612	Gen supplies of Higher Value - instructional		0	0	0	0
620	Energy (see below)					
621	Energy - Natural Gas		0	0	0	0
622	Energy - Electricity		0	0	0	0
623	Energy - Bottled Gas		0	0	0	0
624	Energy - Oil		0	0	0	0
625	Energy - Coal		0	0	0	0
626	Energy - Gasoline		0	0	0	0
629	Energy - Other		0	0	0	0
630	Food (food service program only)		0	0	0	0
640	Books and Periodicals-NO textbooks nor library		0	0	0	0
640	Books and Periodicals - LIBRARY ONLY		3,839	3839	0	0
641	Textbooks		18,118	18118	0	0
650	Information Technology - Other (exclude below)		0	0	0	0
650	Information Technology - Instruction (func 1000)		0	0	0	0
651	Instructional software		1,000	1000	0	0
652	Instruct. IT items of higher value (incl computers)		0	0	0	0
653	Instructional web-based and similar programs		0	0	0	0
TOTAL OPERATIONAL EXPENSES			66,778	66,778	0	0
700	PROPERTY (\$5,000 or greater per unit)					
710	Land and Land Improvements		0	0	0	0
720	Buildings		0	0	0	0
730	Equipment - Instructional (exclude 734, 735 below)		0	0	0	0
734	Instructional Computer Hardware		0	0	0	0
735	Instructional Technology Software		0	0	0	0
730	Equipment - Transportation Function 2700		0	0		
730	Equipment/Software - Non-instructional		0	0	0	0
730	Capital Lease-Instructional equip (exclude 734, 735 below)		0	0	0	0

ACTUAL - FEDERAL GRANTS

FEDERAL GRANTS		TOTAL	Direct Federal Project codes	NDE Pass-thru only Project codes	Any Other State Agency Pass thru - codes
		FEDERAL	Range 400-599	Range 600-799 and 850-999	Range 600-799 and 850-999
Rainbow Dreams Academy					
SCHOOL DISTRICT/CHARTER SCHOOL:		FTEs		Will have CFDA # 84.xxx	
DESCRIPTION					
734	Capital Lease Instructional Computer Hardware	0	0	0	0
735	Capital Lease - Instructional Technology software	0	0	0	0
730	Capital Lease - Transportation Function 2700	0	0	0	0
730	Capital Lease - Non-instructional Equipment/Software	0	0	0	0
740	Infrastructure	0	0	0	0
790	Depreciation	0	0	0	0
700	TOTAL ALL PROPERTY	0	0	0	0
SUBTOTAL EXPENSES		84,820	84,820	0	0
Changes to Balance Sheet/Statement of Net assets:					
711	Reserve for Inventory	0	0	0	0
712	Reserve for Prepaids	0	0	0	0
713	Reserve for Encumbrances	0	0	0	0
714	Other Reserves	0	0	0	0
Total changes Reserves: Fund balances/Fund Net Asset		0	0	0	0
SUBTOTAL EXPENSES & BALANCE SHEET		84,820	84,820	0	0
800	Debt Services & Misc (exclude 891 and 893)	0	0	0	0
893	Indirect Costs	0	0	0	0
900	Other - Exclude 910 and 990	0	0	0	0
910	Transfers out (not listed below)	0	0	0	0
971	Pass through Dollars to Other School Districts	0	0	0	0
972	Pass through Dollars to Charter Schools	0	0	0	0
973	Pass through Dollars to Other Entities	0	0	0	0
Balances:					
891	Contingency	0	0	0	0
990	Ending Balance	0	0	0	0
TOTAL ENDING BALANCE		0	0	0	0
TOTAL USES		84,820	84,820	0	0
WORKSHEET BALANCE		(0)	(0)	0	0

NRS 387.303 REPORT, FOR THE FISCAL YEAR ENDED JUNE 30, 2017

Date of Budget Information reported below: **10/31/2017**

BUDGET SUBMITTED FOR FY2018

SCHOOL DISTRICT/CHARTER SCHOOL:

Rainbow Dreams Academy

		General Fund	State Sp Education Fund	Combined GF & Special Ed	Total Governmental Funds	Total State Grants	Total Federal Grants	Total All Funds
		Fund 100	Fund 250		Funds 260,270,290,300,400	Funds 210, 230, 240	Fund 280	
		FY2018	FY2018	FY2018	FY2018	FY2018	FY2018	FY2018
		BUDGET	BUDGET	BUDGET	BUDGET	BUDGET	BUDGET	BUDGET
Rev:	RESOURCES							
1000	Local Revenue (see below)							
1110	Ad Valorem Taxes - 1/3 PSOPT (DSA)	0		0	0	0	0	0
	Ad Valorem Taxes - 2/3 PSOPT and true-up	0	0	0	0	0	0	0
1120	Sales & Use Taxes / LSST (Local Sch supp)	0	0	0	0	0	0	0
1140	Penalties and Interest on taxes	0	0	0	0	0	0	0
1150	Residential Construction Tax	0	0	0	0	0	0	0
1190	Other Local Taxes (Exclude 1191, 1192)	0	0	0	0	0	0	0
1191	Franchise Fees	0	0	0	0	0	0	0
1192	Governmental Services Tax	0	0	0	0	0	0	0
1200	Rev from other local govnm't units (not SD)	0	0	0	0	0	0	0
1300	Tuition	0	0	0	0	0	0	0
1400	Transportation fees	0	0	0	0	0	0	0
1500	Investment Income	0	0	0	0	0	0	0
1600	Food Services	0	0	0	231,000	0	0	231,000
1700	District Activities (not student activities)	0	0	0	0	0	0	0
1800	Revenue from Community Services Activities	0	0	0	0	0	0	0
1900	Other rev from local sources-less CS fee below	86,000	0	86,000	0	0	0	86,000
1951	Misc revenue from other NV school districts	0	0	0	0	0	0	0
1951	Charter School Fees portion of code 1951	0	0	0	0	0	0	0
1000	Total Local Revenue:	86,000	0	86,000	231,000	0	0	317,000
2000	Revenue from Intermediate Sources	0	0	0	0	0	0	0
3000	State Revenue (see below)							
3100	Unrestricted Grants-in-aid (DSA)	2,313,996	0	2,313,996	0	0	0	2,313,996
	Charter School Sponsor Fee Withheld from DSA	0	0	0	0	0	0	0
	FY2017 DSA recorded in FY2018	0	0	0	0	0	0	0
3200	State Govnm't restricted funding/grants-in-aid	0	80,000	80,000	0	85,049	0	165,049
	FY2017 State revenue received in FY2018	0	0	0	0	86,492	0	86,492
3800	Revenue in Lieu of Taxes	0	0	0	0	0	0	0
3000	Total State Revenue:	2,313,996	80,000	2,393,996	0	171,541	0	2,565,537
4000	Federal Sources (see below)							
	Public Law 874 (Impact Aid) - codes 420-422	0	0	0	0	0	0	0
	Forest Reserve - Codes 401-402	0	0	0	0	0	0	0
	Other Federal Support - other codes 400-899	0	0	0	0	0	114,450	114,450
	FY2017 Federal revenue recorded in FY2018	0	0	0	0	0	0	0
4000	Total Federal Revenue	0	0	0	0	0	114,450	114,450
5100	Issuance of Bonds	0	0	0	0	0	0	0
5200	Fund Transfers In	0	0	0	0	0	0	0
5300	Proceeds from disposal of property	0	0	0	0	0	0	0
5400	Loan Proceeds	0	0	0	0	0	0	0
5500	Capital Lease Proceeds	0	0	0	0	0	0	0
5600	Other Long-term Debt Proceeds	0	0	0	0	0	0	0
6000	Other Items	0	0	0	0	0	0	0
8000	OPENING FUND BALANCE	0	0	0	0	0	0	0
	SUBTOTAL RESOURCES	2,399,996	80,000	2,479,996	231,000	171,541	114,450	2,996,987
	Balance Sheet/Statement of Net assets:							
711	Reserve for Inventory	0	0	0	0	0	0	0
712	Reserve for Prepaids	0	0	0	0	0	0	0
713	Reserve for Encumbrances	0	0	0	0	0	0	0
714	Other Reserves	0	0	0	0	0	0	0
	Subtotal Reserves: Fund balances/Fund Net Asset	0	0	0	0	0	0	0
	GRAND TOTAL RESOURCES	2,399,996	80,000	2,479,996	231,000	171,541	114,450	2,996,987
EXPENDITURES								
OBJECT CODE 100 SALARIES		FTE's	FTE's	FTE's	FTE's	FTE's	FTE's	FTE's
Function 1000 INSTRUCTION								

NRS 387.303 REPORT, FOR THE FISCAL YEAR ENDED JUNE 30, 2017

Date of Budget Information reported below: **10/31/2017**

BUDGET SUBMITTED FOR FY2018

SCHOOL DISTRICT/CHARTER SCHOOL:

Rainbow Dreams Academy

	General Fund		State Sp Education Fund		Combined GF & Special Ed		Total Governmental Funds		Total State Grants		Total Federal Grants		Total All Funds	
	Fund 100		Fund 250				Funds 260,270,290,300,400		Funds 210, 230, 240		Fund 280			
DESCRIPTION	FY2018		FY2018		FY2018		FY2018		FY2018		FY2018		FY2018	
	BUDGET		BUDGET		BUDGET		BUDGET		BUDGET		BUDGET		BUDGET	
Licensed	15.00	538,140	1.00	50,622	16.00	588,762	0.00	0	2.00	131,532	0.00	0	18.00	720,294
Non-Licensed	0.00	0	0.00	0	0.00	0	0.00	0	0.00	0	0.00	0	0.00	0
Substitutes		0		0		0		0		0		0		0
Extra Duty Assignments (enter # in FTE column)	0	0	0	0	0	0	0	0	0	0	0	0	0	0
Note: # of extra duty assignments are not in FTE total														
Total Instructional Personnel	15.00	538,140	1.00	50,622	16.00	588,762	0.00	0	2.00	131,532	0.00	0	18.00	720,294
Functions 2100, 2200: Student/Instruction SUPPORT														
Licensed	0.00	0	0.00	0	0.00	0	0.00	0	0.00	0	0.00	0	0.00	0
Non-Licensed	7.00	230,465	0.00	0	7.00	230,465	0.00	31,000	0.00	0	0.00	0	7.00	261,465
Substitutes		0		0		0		0		0		0		0
Extra Duty Assignments (enter # in FTE column)	0	0	0	0	0	0	0	0	0	0	0	0	0	0
Note: # of extra duty assignments are not in FTE total														
Total Student / Instructional Support	7.00	230,465	0.00	0	7.00	230,465	0.00	31,000	0.00	0	0.00	0	7.00	261,465
Functions 2300,2400: ADMINISTRATION SUPPORT														
Licensed	1.00	126,825	0.00	0	1.00	126,825	0.00	0	0.00	0	0.00	0	1.00	126,825
Non-Licensed	0.00	0	0.00	0	0.00	0	0.00	0	0.00	0	0.00	0	0.00	0
Substitutes		0		0		0		0		0		0		0
Extra Duty Assignments (enter # in FTE column)	0	0	0	0	0	0	0	0	0	0	0	0	0	0
Note: # of extra duty assignments are not in FTE total														
Total Administration Support Personnel	1.00	126,825	0.00	0	1.00	126,825	0.00	0	0.00	0	0.00	0	1.00	126,825
Functions 2500,2600,2700,2900: OTHER SUPPORT														
Licensed	1.00	82,400	0.00	0	1.00	82,400	0.00	0	0.00	0	1.00	56,774	2.00	139,174
Non-Licensed	2.50	76,810	0.00	0	2.50	76,810	0.00	0	0.00	0	0.00	0	2.50	76,810
Substitutes		0		0		0		0		0		0		0
Extra Duty Assignments (enter # in FTE column)	0	0	0	0	0	0	0	0	0	0	0	0	0	0
Note: # of extra duty assignments are not in FTE total														
Total Other Support Personnel	3.50	159,210	0.00	0	3.50	159,210	0.00	0	0.00	0	1.00	56,774	4.50	215,984
ALL OTHER STAFF														
Non-Instructional Staff, Functions 3100-4900	0.00	0	0.00	0	0.00	0	0.00	0	0.00	0	0.00	0	0.00	0
Extra Duty Assignments (enter # in FTE column)	0	0	0	0	0	0	0	0	0	0	0	0	0	0
Note: # of extra duty assignments are not in FTE total														
TOTAL PERSONNEL AND SALARIES	26.50	1,054,640	1.00	50,622	27.50	1,105,262	0.00	31,000	2.00	131,532	1.00	56,774	30.50	1,324,568
OBJECT CODE 200 BENEFITS														
210 Group Insurance Costs: (Omit object 218)														
Instructional Personnel (1000)		102,681		6,003		108,684		0		12,006		6,003		126,693
Studt & Instr Support Personnel (2100/2200)		0		0		0		0		0		0		0
Admin. Personnel (2300/2400)		0		0		0		0		0		0		0
Other Personnel (not including retirees)		0		0		0		0		0		0		0
210 TOTAL GROUP INSURANCE COSTS		102,681		6,003		108,684		0		12,006		6,003		126,693
Percent of Total Salaries		9.74%		11.86%		9.83%		0.00%		9.13%		10.57%		9.56%
220 Social Security														
Instructional Personnel (1000)		15,912		778		16,690		0		2,590		0		19,280
Studt & Instr Support Personnel (2100/2200)		0		0		0		0		0		0		0
Admin. Personnel (2300/2400)		0		0		0		0		0		0		0
Other Personnel		0		0		0		0		0		0		0
220 TOTAL Social Security		15,912		778		16,690		0		2,590		0		19,280
Percent of Total Salaries		1.51%		1.54%		1.51%		0.00%		1.97%		0.00%		1.46%
230 Retirement:														
Instructional Personnel (1000)		168,742		8,100		176,842		0		20,448		8,148		205,438
Studt & Instr Support Personnel (2100/2200)		0		0		0		0		0		0		0
Admin. Personnel (2300/2400)		0		0		0		0		0		0		0
Other Personnel		0		0		0		0		0		0		0
230 TOTAL RETIREMENT		168,742		8,100		176,842		0		20,448		8,148		205,438
Percent of Total Salaries		16.00%		16.00%		16.00%		0.00%		15.55%		14.35%		15.51%
240 Medicare:														
Instructional Personnel (1000)		16,755		819		17,574		0		1,836		1,063		20,473
Studt & Instr Support Personnel (2100/2200)		0		0		0		0		0		0		0

NRS 387.303 REPORT, FOR THE FISCAL YEAR ENDED JUNE 30, 2017

Date of Budget Information reported below: **10/31/2017**

BUDGET SUBMITTED FOR FY2018

SCHOOL DISTRICT/CHARTER SCHOOL:

Rainbow Dreams Academy

		General Fund	State Sp Education Fund	Combined GF & Special Ed	Total Governmental Funds	Total State Grants	Total Federal Grants	Total All Funds
		Fund 100	Fund 250		Funds 260,270,290,300,400	Funds 210, 230, 240	Fund 280	
		FY2018	FY2018	FY2018	FY2018	FY2018	FY2018	FY2018
DESCRIPTION		BUDGET	BUDGET	BUDGET	BUDGET	BUDGET	BUDGET	BUDGET
240	Admin. Personnel (2300/2400)	0	0	0	0	0	0	0
	Other Personnel	0	0	0	0	0	0	0
	TOTAL MEDICARE	16,755	819	17,574	0	1,836	1,063	20,473
	Percent of Total Salaries	1.59%	1.62%	1.59%	0.00%	1.40%	1.87%	1.55%
250	Tuition Reimbursement:							
	Instructional Personnel (1000)	0	0	0	0	0	0	0
	Studt & Instr Support Personnel (2100/2200)	0	0	0	0	0	0	0
	Admin. Personnel (2300/2400)	0	0	0	0	0	0	0
250	Other Personnel	0	0	0	0	0	0	0
	TOTAL TUITION REIMBURSEMENT	0	0	0	0	0	0	0
	Percent of Total Salaries	0.00%	0.00%	0.00%	0.00%	0.00%	0.00%	0.00%
260	Unemployment Compensation:							
	Instructional Personnel (1000)	20,443	1,000	21,443	0	2,240	1,297	24,980
	Studt & Instr Support Personnel (2100/2200)	0	0	0	0	0	0	0
	Admin. Personnel (2300/2400)	0	0	0	0	0	0	0
260	Other Personnel	0	0	0	0	0	0	0
	TOTAL UNEMPLOYMENT COMP	20,443	1,000	21,443	0	2,240	1,297	24,980
	Percent of Total Salaries	1.94%	1.98%	1.94%	0.00%	1.70%	2.28%	1.89%
270	Worker's Compensation:							
	Instructional Personnel (1000)	8,114	397	8,511	0	889	515	9,915
	Studt & Instr Support Personnel (2100/2200)	0	0	0	0	0	0	0
	Admin. Personnel (2300/2400)	0	0	0	0	0	0	0
270	Other Personnel	0	0	0	0	0	0	0
	TOTAL WORKER'S COMPENSATION	8,114	397	8,511	0	889	515	9,915
	Percent of Total Salaries	0.77%	0.78%	0.77%	0.00%	0.68%	0.91%	0.75%
280	Health Benefits: (Omit object 289)							
	Instructional Personnel (1000)	0	0	0	0	0	0	0
	Studt & Instr Support Personnel (2100/2200)	0	0	0	0	0	0	0
	Admin. Personnel (2300/2400)	0	0	0	0	0	0	0
280	Other Personnel (not including retirees)	0	0	0	0	0	0	0
	TOTAL HEALTH BENEFITS	0	0	0	0	0	0	0
	Percent of Total Salaries	0.00%	0.00%	0.00%	0.00%	0.00%	0.00%	0.00%
290	Other Benefits:							
	Instructional Personnel (1000)	5,940	0	5,940	0	0	0	5,940
	Studt & Instr Support Personnel (2100/2200)	0	0	0	0	0	0	0
	Admin. Personnel (2300/2400)	0	0	0	0	0	0	0
290	Other Personnel	0	0	0	0	0	0	0
	TOTAL OTHER BENEFITS	5,940	0	5,940	0	0	0	5,940
	Percent of Total Salaries	0.56%	0.00%	0.54%	0.00%	0.00%	0.00%	0.45%
SUBTOTAL FRINGE BENEFITS AND OTHER COSTS		338,587	17,097	355,684	0	40,009	17,026	412,719
218	Retired Employee Group Insurance Subsidy							
	PEBS	0	0	0	0	0	0	0
	Other (Not PEBS)	0	0	0	0	0	0	0
	Retired Health Annual Required Contribution							
289	PEBS (held for OPEB liabilities)	0	0	0	0	0	0	0
	Other (Not PEBS)	0	0	0	0	0	0	0
	TOTAL SALARIES & FRINGE BENEFITS	1,393,227	67,719	1,460,946	31,000	171,541	73,800	1,737,287
300-600 OPERATIONAL EXPENSES - all functions								
PURCHASED PROF & TECH SERVICES								
310	Official/Administrative Services	63539	0	63,539	0	0	0	63,539
320	Professional Educational Services	8592	0	8,592	0	0	0	8,592
330	Professional Employee Training/Development	90741	0	90,741	0	0	30750	121,491
340	Other Professional Services	129799	12281	142,080	0	0	0	142,080
345	Marketing Services	2196	0	2,196	0	0	0	2,196
350	Technical Services	66000	0	66,000	0	0	0	66,000
360	Other Specialized Services not included above	0	0	0	0	0	0	0
PURCHASED PROPERTY SERVICES								

NRS 387.303 REPORT, FOR THE FISCAL YEAR ENDED JUNE 30, 2017

Date of Budget Information reported below: **10/31/2017**

BUDGET SUBMITTED FOR FY2018

SCHOOL DISTRICT/CHARTER SCHOOL:		General Fund	State Sp Education Fund	Combined GF & Special Ed	Total Governmental Funds	Total State Grants	Total Federal Grants	Total All Funds
Rainbow Dreams Academy		Fund 100	Fund 250		Funds 260,270,290,300,400	Funds 210, 230, 240	Fund 280	
DESCRIPTION		FY2018 BUDGET	FY2018 BUDGET	FY2018 BUDGET	FY2018 BUDGET	FY2018 BUDGET	FY2018 BUDGET	FY2018 BUDGET
410 Utility Services		47016	0	47,016	0	0	0	47,016
420 Cleaning Services			0	0	0	0	0	0
421 Garbage / Disposal			0	0	0	0	0	0
422 Janitorial / Custodial Services			0	0	0	0	0	0
430 Repairs and Maintenance Services		33596	0	33,596	0	0	0	33,596
440 Rentals: see below								
441 Rentals of land and buildings		442594	0	442,594	0	0	0	442,594
442 Rentals of equipment and vehicles		0	0	0	0	0	0	0
443 Rentals of computers and related equipment		0	0	0	0	0	0	0
444 Rental of other items (such as supplies, books)		0	0	0	0	0	0	0
450 Construction Services		0	0	0	0	0	0	0
490 Other Purchased Property Services		0	0	0	0	0	0	0
OTHER PURCHASED SERVICES								
510 Student Transportation Services		2000	0	2,000	0	0	0	2,000
520 Insurance: see below								
521 Property Insurance		31448	0	31,448	0	0	0	31,448
522 Liability Insurance		0	0	0	0	0	0	0
523 Fidelity / Other Insurance		1200	0	1,200	0	0	0	1,200
530 Postage/Communications		0	0	0	0	0	0	0
540 Advertising		0	0	0	0	0	0	0
550 Printing and Binding		14532	0	14,532	0	0	0	14,532
560 Tuition		0	0	0	0	0	0	0
570 Food Service Management		0	0	0	0	0	0	0
580 Travel (staff)		0	0	0	0	0	0	0
590 Interagency Purch Serv less CS fees below		0	0	0	0	0	0	0
591 Charter School Fees to sponsor		0	0	0	0	0	0	0
591 CS EMO payments not reported elsewhere		0	0	0	0	0	0	0
SUPPLIES (Less than \$5,000 per unit)								
610 General Supplies - Instructional (funcnt 1000)		7000	0	7,000	0	0	0	7,000
610 General Supplies - Library (funcnt 2220)		0	0	0	0	0	0	0
610 General Supplies - Other		16956	0	16,956	0	0	1200	18,156
612 Gen Supplies of Higher Value (exclude instruct)		0	0	0	0	0	0	0
612 Gen supplies of Higher Value - instructional		0	0	0	0	0	0	0
620 Energy (see below)								
621 Energy - Natural Gas		0	0	0	0	0	0	0
622 Energy - Electricity		0	0	0	0	0	0	0
623 Energy - Bottled Gas		0	0	0	0	0	0	0
624 Energy - Oil		0	0	0	0	0	0	0
625 Energy - Coal		0	0	0	0	0	0	0
626 Energy - Gasoline		0	0	0	0	0	0	0
629 Energy - Other		0	0	0	0	0	0	0
630 Food (food service program only)		0	0	0	200000	0	0	200,000
640 Books and Periodicals-NO textbooks nor library		0	0	0	0	0	0	0
640 Books and Periodicals - LIBRARY ONLY		0	0	0	0	0	0	0
641 Textbooks		43560	0	43,560	0	0	1500	45,060
650 Information Technology - Other (exclude below)		0	0	0	0	0	0	0
650 Information Technology - Instruction (funcn 1000)		6000	0	6,000	0	0	7200	13,200
651 Instructional software		0	0	0	0	0	0	0
652 Instruct. IT items of higher value (incl computers)		0	0	0	0	0	0	0
653 Instructional web-based and similar programs		0	0	0	0	0	0	0
TOTAL OPERATIONAL EXPENSES		1,006,769	12,281	1,019,050	200,000	0	40,650	1,259,700
700 PROPERTY (\$5,000 or greater per unit)								
710 Land and Land Improvements		0	0	0	0	0	0	0
720 Buildings		0	0	0	0	0	0	0
730 Equipment - Instructional (exclude 734 below)		0	0	0	0	0	0	0
734 Instructional Computer Hardware		0	0	0	0	0	0	0
735 Instructional Technology Software		0	0	0	0	0	0	0

NRS 387.303 REPORT, FOR THE FISCAL YEAR ENDED JUNE 30, 2017

Date of Budget Information reported below: **10/31/2017**

BUDGET SUBMITTED FOR FY2018

SCHOOL DISTRICT/CHARTER SCHOOL:

Rainbow Dreams Academy

DESCRIPTION	General Fund	State Sp Education Fund	Combined GF & Special Ed	Total Governmental Funds	Total State Grants	Total Federal Grants	Total All Funds
	Fund 100	Fund 250		Funds 260,270,290,300,400	Funds 210, 230, 240	Fund 280	
	FY2018 BUDGET	FY2018 BUDGET	FY2018 BUDGET	FY2018 BUDGET	FY2018 BUDGET	FY2018 BUDGET	FY2018 BUDGET
730 Equipment - Transportation Function 2700	0	0	0	0	0	0	0
730 Equipment/Software - Non-instructional	0	0	0	0	0	0	0
730 Capital Lease-Instructional equip (exclude 734 below)	0	0	0	0	0	0	0
734 Capital Lease Instructional Computer Hardware	0	0	0	0	0	0	0
735 Capital Lease - Instructional Technology software	0	0	0	0	0	0	0
730 Capital Lease - Transportation Function 2700	0	0	0	0	0	0	0
730 Capital Lease - Non-instructional Equipment/Software	0	0	0	0	0	0	0
740 Infrastructure	0	0	0	0	0	0	0
790 Depreciation	0	0	0	0	0	0	0
700 TOTAL ALL PROPERTY	0	0	0	0	0	0	0
SUBTOTAL EXPENSES	2,399,996	80,000	2,479,996	231,000	171,541	114,450	2,996,987
Changes to Balance Sheet/Statement of Net assets:							
711 Reserve for Inventory	0	0	0	0	0	0	0
712 Reserve for Prepaids	0	0	0	0	0	0	0
713 Reserve for Encumbrances	0	0	0	0	0	0	0
714 Other Reserves	0	0	0	0	0	0	0
Total changes Reserves: Fund balances/Fund Net Asset	0	0	0	0	0	0	0
SUBTOTAL EXPENSES & BALANCE SHEET	2,399,996	80,000	2,479,996	231,000	171,541	114,450	2,996,987
800 Debt Services & Misc (exclude 891 and 893)	0	0	0	0	0	0	0
893 Indirect Costs	0	0	0	0	0	0	0
900 Other - Exclude 910 and 990	0	0	0	0	0	0	0
910 Transfers out (not listed below)	0	0	0	0	0	0	0
971 Pass through Dollars to Other School Districts	0	0	0	0	0	0	0
972 Pass through Dollars to Charter Schools	0	0	0	0	0	0	0
973 Pass through Dollars to Other Entities	0	0	0	0	0	0	0
Balances:							
891 Contingency	0	0	0	0	0	0	0
990 Ending Balance	0	0	0	0	0	0	0
TOTAL ENDING BALANCE	0	0	0	0	0	0	0
TOTAL USES	2,399,996	80,000	2,479,996	231,000	171,541	114,450	2,996,987
WORKSHEET BALANCE	(0)	0	0	0	0	0	0

NUMBER OF EMPLOYEES ELIGIBLE FOR HEALTH INSURANCE

RATES FOR FRINGE BENEFITS

School District/Charter School: Rainbow Dreams Academy

GROUP INSURANCE

In accordance with NRS 387.303 - 1.(g) and (h), please provide the following information.

NRS 387.303 - 1.(g) The number of employees eligible for health insurance within the school district for the current and preceding fiscal years and the amount paid for health insurance for each such employee during those years.

	Actual FY2017	Budgeted FY2018
Number of Employees	27	23
Average <u>ANNUAL</u> Premium per Employee	\$ 5,850	\$ 6,003

FRINGE BENEFITS

NRS 387.303 -1.(h) The rates for fringe benefits, excluding health insurance, paid by the school district for its licensed employees in the preceding and current fiscal years.

	Actual FY2017	Budgeted FY2018
Retirement	21.40%	16.00%
Workers' Compensation	0.79%	0.77%
Unemployment Compensation	1.98%	1.94%
Medicare	1.62%	1.59%
FICA	1.54%	1.51%

Return to:
Nevada Department of Education
Business and Support Services
700 East Fifth Street
Carson City, Nevada 89701

THE SALARY SCHEDULE FOR LICENSED EMPLOYEES

School District/Charter School: **Rainbow Dreams Academy**

Attached is the salary schedule for licensed employees of this school district in effect as of the date below.

Check one of the following:

xx This schedule is the result of completed and accepted negotiations with the licensed employees and will be in effect throughout this fiscal year.

The negotiation process has not been completed in this district. When the settlement has been reached either through negotiation or arbitrator's determination, a supplemental Salary Schedule for Licensed Employees will be submitted.

XX Each contract is negotiated individually. There is no salary schedule. (Some Charter schools)

Signature, School District Superintendent/Charter School Business Manager

October 31, 2017
Date

Be sure to include signature. May print, sign, scan and send as a separate document if needed. Otherwise cut and paste on this sheet.

Cut and paste salary schedule to this spreadsheet or scan and submit with the NRS 387.303 Report

Include salary schedules of licensed individuals (teachers and administrators).

If salaries are individually negotiated, list each salary separate (ie. teacher #1, \$ xx,xxx, teacher #2 \$ xx,x

Teacher 1	41,820.00
Teacher 2	50,000.00
Teacher 3	43,181.00
Teacher 4	41,380.00
Teacher 5	41,820.00
Teacher 6	40,000.00
Teacher 7	46,492.00
Teacher 8	47,531.00
Teacher 9	48,000.00
Teacher 10	49,604.00
Teacher 11	57,000.00
Teacher 12	33,734.00
Teacher 13	46,000.00
Teacher 14	31,200.00
Teacher 15	31,200.00
Teacher 16	31,200.00
Special ED	50,000.00
Director	65,700.00
Director	81,000.00
Administrator 1	109,800.00

ort

XX

FUND CODES

A fund is a separate fiscal entity and is established to conduct specific activities and objectives in accordance with statutes, laws, regulations, and restrictions or for specific purposes. As defined by GASB, a fund is a fiscal and accounting entity with a self-balancing set of accounts recording cash and other financial resources, together with all related liabilities and residual equities or balances, and changes therein, which are segregated for the purpose of carrying on specific activities or attaining certain objectives in accordance with special regulations, restrictions, or limitations.

NCES Brief code descriptions (see bottom section for subcategories and detail descriptions):

- 100 General Fund (Can only have one general fund)
- 200 Special Revenue Funds
- 300 Capital Projects Funds
- 400 Debt Service Funds
- 500 Permanent Funds
- 600 Enterprise Funds
- 700 Internal Service Funds
- 800 Trust Funds, Pension Trust Funds, Investment Trust Funds, Private-Purpose Trust Funds
- 900 Agency Funds

Note: NCES uses one digit for fund codes.

Code		Description
XXX	Items marked with a yellow box are required for federal reporting purposes.	
Governmental Fund Types		
100	General Fund. This fund is the chief operating fund of the school district. It is used to account for all financial resources of the school district except for those required to be accounted for in another fund. A district may have only one general fund.	
200	Special Revenue Funds. This fund is used to account for the proceeds of specific revenue sources (other than trusts or major capital projects) that are legally restricted to expenditure for specified purposes. Some examples of special revenue funds are: Restricted state or federal grants-in-aid and Restricted tax levies. restricted state or federal grants-in-aid and restricted tax levies. A separate fund may be used for each identified restricted source, or one fund may be used, both options are supplemented by the classification Project/Grant Reporting code.	
210	Class Size Reduction	
230	Adult Education	
240	State Grants	
250	Special Education (State)	
260	Gifts and Donations	
270	Other Special funds / Miscellaneous funds	
271	Net Proceed Mitigation Fund (NRS 362.171) Taxes on patented mines and proceeds of minerals/geothermal resources - establishment and use of school district fund for mitigation.	
272	Revenue Stabilization Fund (NRS 354.6115) Fund to stabilize operation of local government and mitigate effects of natural disaster.	

273 Insurance Loss Fund (NRS 393.020) Fund to manage insurance loss proceeds. Appropriate use of proceeds is detailed in NRS 393.020.

280 Federal Funds

285 Medicaid Funds

290 Food Service Funds - This fund is for food services such as breakfast, lunch, after-school and milk programs for staff and students. Policy decision of the governing board or management is to NOT recover the full cost of providing services through fees or charges. If food services are enterprise, use code 600.

300 Capital Projects Funds / Bond Issues. This fund is used to account for financial resources to be used to acquire or construct major capital facilities (other than those of Proprietary funds and trust funds). The most common source of capital projects funding is the sale of bonds or other capital financing instruments. A separate fund may be used for each capital project or one fund may be used, supplemented by the classification Project/Grant Reporting code.

310 Residential Construction Tax

330 Building and Sites (includes teacherages)

340 Governmental Services Tax (GSC)

350 "Pay As You Go" Tax Fund (property tax levied in accordance with NRS 387.3285)

360 Bond Issues

370 Capital Replacement

400 Debt Service Funds. This fund is used to account for the accumulation of resources for, and the payment of, general long-term debt principal and interest.

500 Permanent Funds. This fund is used to account for resources that are legally restricted to the extent that only earnings, and not principal, may be used for purposes that support the school district's programs.

Proprietary Fund Types

600 Food Service / Enterprise Funds. This fund may be used to account for any activity for which a fee is charged to external users for goods or services. Enterprise funds are required to be used to account for any activity whose principal revenue sources meet any of the following criteria:

Debt backed solely by revenues from fees and charges (thus, not debt that is backed by the full faith and credit of the school district)

Legal requirement to recover costs through fees and charges.

Policy decision of the governing board or management is to recover the costs of providing services through fees or charges

Some examples of enterprise funds are activities such as the food service catering programs, concessions for sporting events, the bookstore operation, the athletic stadium, or the community swimming pool.

700 Insurance & Risk Management / Internal Service Funds. This fund may be used to account for any activity within the school district that provides goods or services to other funds, departments, component units, or other governments on a cost-reimbursement basis. The use of an internal service fund is appropriate only for activities in which the school district is the predominant participant in the activity. Otherwise, the activity should be reported as an enterprise fund. Examples of internal service funds are such activities as central warehousing and purchasing, central data processing, and central printing and duplicating.

701 Insurance Property Casualty

702 Health Insurance

703 Workers Compensation

704 Unemployment Compensation

705 Other Insurance / Risk

710 Graphic Arts

Fiduciary Fund Types

800 Trust Funds. These funds are used to account for assets held by a school district in a trustee capacity for others (e.g., members and beneficiaries of pension plans, external investment pools, or private purpose trust arrangements) and therefore cannot be used to support the school district's own programs. Trust funds are generally accounted for on the economic resources measurement focus and the accrual basis of accounting (except for the recognition of certain liabilities of defined benefit pension plans and certain post-employment healthcare plans; refer to GASB 26 and 27 for guidance on the recognition of these liabilities). Trust funds include pension trust funds, investment trust funds, and private-purpose trust funds (as described below).

810 Pension Trust Funds. This fund is used to account for resources that are required to be held in trust for members and beneficiaries of defined benefit pension plans, defined contribution plans, other post-employment benefit plans, or other benefit plans. Typically, these funds are used to account for local pension and other employee benefit funds that are provided by a school district in lieu of or in addition to any state retirement system.

820 Investment Trust Funds. This fund is used to account for the external portion (i.e., the portion that does not belong to the school district) of investment pools operated by the school district.

830 Private-Purpose Trust Funds. This fund is used to account for other trust arrangements under which the principal and income benefit individuals, private organizations, or other governments.

900 Student Activities / Agency Funds. This account is used for funds that are held in a custodial capacity by a school district for individuals, private organizations, or other governments. Agency funds may include those used to account for student activities or taxes collected for another government.

REVENUE CODES

Revenue is the increase in equity during a designated period of time resulting from additions to assets which do not increase any liabilities or represent the recovery of an expenditures and the cancellation of liabilities without a corresponding increase in other liabilities or a decrease in assets. The revenue may be restricted or unrestricted. We primarily designate revenues as either Local, State, Federal or Other.

NCES Brief code descriptions (see bottom section for subcategories and detail descriptions):

- 1000 Revenue from Local Sources
- 2000 Revenue from Intermediate Sources
- 3000 Revenue from State Sources
- 4000 Revenue from Federal Sources
- 5000 Other Financing Sources
- 6000 Other Items
- 8000 Opening Fund Balance

NCES Code Details:

XXXX		Items marked with a yellow box are required for federal reporting purposes.
Code	Description	
1000	Revenue From Local Sources	
1100	Taxes Levied/Assessed by the School District. Compulsory charges levied by the school district to finance services performed for the common benefit.	
1110	Ad Valorem Taxes. Taxes levied by a school district on the assessed value of real and personal property located within the school district that, within legal limits, is the final authority in determining the amount to be raised for school purposes. Separate accounts may be maintained for real property and for personal property. Penalties and interest on ad valorem taxes should be included in account 1140.	
1111	Net Proceeds from Minerals Adjustment. Nevada law requires that school districts hold the current year's proceeds from minerals in Reserve until the following year. The entry on this line is the difference between the proceeds of the current year compared with the proceeds from the prior year.	
1112	Net Proceeds from Minerals - Prior Year	
1113	Real Estate Taxes - Current Year	
1114	Real Estate Transfer Tax	
1115	Room Tax	
1120	Sales and Use Taxes / LSST (Local School Support Tax). Taxes assessed by the school district imposed on the sale and consumption of goods and services. They can be imposed on the sale and consumption either as a general tax on the retail price of all goods and/or services sold within the school district jurisdiction, with few or limited exemptions, or as a tax on the sale or consumption of selected goods and services. Separate accounts may be maintained for general sales tax and for selective sales taxes. Penalties and interest on sales and use taxes should be included in account 1140.	
1130	Income Taxes. Taxes assessed by the school district and measured by net income-that is, by gross income less certain deductions permitted by law. These taxes can be levied on individuals, corporations, or unincorporated businesses where the income is taxed distinctively from individual income. Separate accounts may be maintained for individual, corporate, and unincorporated business income taxes. Penalties and interest on income taxes should be included in account 1140. Not applicable in Nevada	
1140	Penalties and Interest on Taxes. Revenue from penalties for the payment of taxes after the due date and the interest charged on delinquent taxes from the due data of actual payment. A separate account for penalties and interest on each type of tax may be maintained.	
1150	Residential Construction Tax	

1190	Other Taxes. Other forms of taxes the school district levies/assesses, such as licenses and permits. Separate accounts may be maintained for each specific type of tax.
1191	Franchise Fees
1192	Basic General Governmental Services Tax (Formerly Motor Vehicle Privilege Tax)
1193	Boat Registration
1200	Revenue From Local Governmental Units Other Than School Districts. Revenue from the appropriations of another local governmental unit. The school district is not the final authority, within legal limits, in determining the amount of money to be received, and the money is raised by taxes or other means that are <u>not earmarked for school purposes</u> . This classification includes revenue from townships, municipalities, and counties. In a city school system, the municipality would be considered a local governmental unit. In this instance, revenue from the county would be considered revenue from an intermediate source and coded in the 2000 revenue series.
1290	Other Taxes. Other forms of taxes by a local governmental unit other than a school district, such as licenses and permits. Separate accounts may be maintained for each specific type of tax.
1300	Tuition. Revenue from individuals, welfare agencies, private sources, and other school districts and government sources for education provided by the school district.
1310	Tuition From Individuals
1320	Tuition From Other Government Sources Within the State
1321	Tuition From Other School Districts Within the State
1330	Tuition From Other Government Sources Outside the State
1331	Tuition From School Districts Outside the State
1340	Tuition From Other Private Sources (other than individuals)
1350	Tuition From the State/Other School Districts for Voucher Program Students
1400	Transportation Fees. Revenue from individuals, welfare agencies, private sources, or other school districts and government sources for transporting students to and from school and school activities.
1410	Transportation Fees From Individuals
1420	Transportation Fees From Other Government Sources Within the State
1421	Transportation Fees From Other School Districts Within the State
1430	Transportation Fees From Other Government Sources Outside the State
1431	Transportation Fees From Other School Districts Outside the State
1440	Transportation Fees From Other Private Sources (other than individuals)
1500	Investment Income. Revenue from short-term and long-term investments.
1510	Interest on Investments. Interest revenue on investments in United States treasury and agency obligations, commercial paper, savings accounts, time certificates of deposit, mortgages, or other interest-bearing instruments.
1520	Dividends on Investments. Revenue from dividends on stocks held for investment.

1530	<p>Net Increase in the Fair Value of Investments. Gains recognized from the sale of investments or changes in the fair value of investments. Gains represent the excess of sale proceeds (or fair value) over cost or any other basis of the date of sale (or valuation). All recognized investment gains may be accounted for by using this account; however, interest earnings from short-term investments may be credited to account 1510 (for tracking purposes only). For financial reporting purposes, GASB Statement 31 requires that all investment income, including the changes in fair value of investments, be reported as revenue in the operating statement.</p> <p>Note: An additional account (expenditure object code 930) has been established for investment losses so that districts may report gains or losses separately as required in certain states (or where only credits may be reported for revenue codes and only debits for expenditure codes). However, account 1530 may be used to record the net of all investment gains or losses (reported as a contra revenue).</p>
1531	<p>Realized Gains (Losses) on Investments. Gains or losses recognized from the sale of investments. Gains represent the excess of sale proceeds over cost or any other basis of the date of sale. Losses represent the excess of the cost or any other basis at the date of sale over sales value. For financial reporting purposes, the net of all realized and unrealized investment gains and losses should be reported as a single line in the financial statements; however, this account and the following account may be used for internal tracking purposes.</p>
1532	<p>Unrealized Gains (Losses) on Investments. Gains or losses recognized from changes in the value of investments. Gains represent the excess of fair value over cost or any other basis of the date of valuation. Losses represent the excess of the cost or any other basis at the date of valuation over fair value. For financial reporting purposes, the net of all realized and unrealized investment gains and losses should be reported as a single line in the financial statements; however, this account and the previous account may be used for internal tracking purposes.</p>
1540	<p>Investment Income from Real Property. Revenue for rental, use charges, and other income on real property held for investment purposes.</p>
1600	<p>Food Services. Revenue for dispensing food to students and adults.</p>
1610	<p>Daily Sales-Reimbursable Programs. Revenue from students for the sale of breakfasts, lunches, and milk that are considered reimbursable by the United States Department of Agriculture. Federal reimbursements are not entered here. They should be recorded under Revenue Source 4500.</p>
1611	<p>Daily Sales-School Lunch Program. Revenue from students for the sale of reimbursable lunches as part of the National School Lunch Program.</p>
1612	<p>Daily Sales-School Breakfast Program. Revenue from students for the sale of reimbursable breakfasts as part of the School Breakfast Program.</p>
1613	<p>Daily Sales-Special Milk Program. Revenue from students for the sale of reimbursable milk as part of the Special Milk Program.</p>
1614	<p>Daily Sales-After-School Program. Revenue from students from the sale of reimbursable costs from after-school programs.</p>
1620	<p>Daily Sales-Non Reimbursable Programs. Revenue from students or adults for the sale of non-reimbursable breakfasts, lunches, and milk. This category includes all sales to adults, the second type A lunch to students, and a la carte sales.</p>
1630	<p>Special Functions. Revenue from students, adults, or organizations for the sale of food products and services considered special functions. Some examples are potlucks, PTA/PTO-sponsored functions, and athletic banquets.</p>
1650	<p>Daily Sales-Summer Food Program. Revenue from students for the sale of reimbursable costs from summer programs.</p>
1700	<p>District Activities. Revenue resulting from co-curricular and extra-curricular activities controlled and administered by the school district. These revenues are not to be commingled with the proceeds from student activities. (See Chapter 8 in the NCES financial accounting for local and state school systems handbook for further clarification.)</p>

1710	Admissions. Revenue from patrons of a school-sponsored activity such as a concert or a football game.
1720	Bookstore Sales. Revenue from sales by students or student-sponsored bookstores.
1730	Student Organization Membership Dues and Fees. Revenue from students for memberships in school clubs or organizations.
1740	Fees. Revenue from students for fees such as locker fees, towel fees, and equipment fees. Transportation fees are recorded under the appropriate account in the 1400 series.
1750	Revenue From Enterprise Activities. Revenue (gross) from vending machines, school stores, soft drink machines, and so on, not related to the regular food service program. These revenues are normally associated with activities at the campus level that generate incremental local revenues for campus use.
1790	Other Activity Income. Other revenue from school or district activities.
1800	Revenue From Community Services Activities. Revenue from community services activities operated by a school district. For example, revenue received from operation of a skating facility by a school district as a community service would be recorded here. Multiple accounts may be established within the 1800 series to differentiate various activities.
1900	Other Revenue From Local Sources. Other revenue from local sources not classified above.
1910	Rentals. Revenue from the rental of either real or personal property owned by the school district. Rental of property held for income purposes is not included here, but is recorded under account 1540.
1920	Contributions and Donations From Private Sources. Revenue associated with contributions and donations made by private organizations. These organizations include, but are not limited to, educational foundations, PTA/PTO organizations, campus booster clubs, and private individuals. This code should be used to record on-behalf payments made by private organizations to school district personnel (e.g., stipends paid to teachers or other school district staff).
1930	<p>Gains or Losses on the Sale of Capital Assets. The amount of revenue over (under) the book value of the capital assets sold. For example, the gain on the sale would be the portion of the selling price received in excess of the depreciated value (book value) of the asset. This account is used in Proprietary and Fiduciary funds only. Revenue account 5300 is used for governmental funds.</p> <p>Note: An additional account (expenditure object code 940) has been established for accounting for losses from capital asset sales so that districts may report gains or losses separately as required in certain states (or where only credits may be reported for revenue codes and only debits for expenditure codes). However, account 1930 may be used to record all gains or losses on these sales (reported as a contra revenue).</p>
1940	Textbook Sales and Rentals. Revenue from the rental or sale of textbooks.
1941	Textbook Sales. Revenue from the sale of textbooks.
1942	Textbook Rentals. Revenue from the rental of textbooks.
1950	Miscellaneous Revenues From Other School Districts. Revenue from services provided other than for tuition and student transportation services. These services could include data processing, purchasing, maintenance, cleaning, consulting, and guidance.
1951	Miscellaneous Revenue From Other School Districts Within the State.
1952	Miscellaneous Revenue From Other School Districts Outside the State.
1960	Miscellaneous Revenues From Other Local Governmental Units. Revenue from services provided to other local governmental units. These services could include non-student transportation, data processing, purchasing, maintenance, cleaning, cash management, and consulting.

1970	Operating Revenues. Goods and services provided for insurance, printing, or data processing. This account should be used only for Proprietary funds.
1980	Refund of Prior Year's Expenditures. Expenditures that occurred last year that are refunded this year. If the refund and the expenditure occurred in the current year, reduce this year's expenditures, as prescribed by GAAP.
1990	Miscellaneous. Revenue from local sources not provided for elsewhere.
1991	Jury Duty
1992	Environmental Fines
2000	Revenue From Intermediate Sources (Not applicable in Nevada)
2100	Unrestricted Grants-in-Aid. Revenue recorded as grants by the school district from an intermediate unit that can be used for any legal purpose desired by the school district without restriction. Separate accounts may be maintained for general source grants-in-aid that are not related to specific revenue sources of the intermediate governmental unit and/or for those assigned to specific sources of revenue as appropriate.
2200	Restricted Grants-in-Aid. Revenue recorded as grants by the school district from an intermediate unit that must be used for a categorical or specific purpose. If such money is not completely used by the school district, it must be returned, usually to the intermediate governmental unit. Separate accounts may be maintained for general source grants-in-aid that are not related to specific revenue sources of the intermediate governmental unit and for those assigned to specific sources of revenue as appropriate.
2800	Revenue in Lieu of Taxes. Commitments or payments made out of general revenues by an intermediate governmental unit to the school district in lieu of taxes it would have had to pay had its property or other tax base been subject to taxation by the school district on the same basis as privately owned property or other tax base. It would include payment made for privately owned property that is not subject to taxation on the same basis as other privately owned property because of action by the intermediate governmental unit.
2900	Revenue for/on Behalf of the School District. Commitments or payments made by an intermediate governmental jurisdiction for the benefit of the school district or contributions of equipment or supplies. Such revenue includes the payment to a pension fund by the intermediate unit on behalf of a school district employee for services rendered to the school district and a contribution of capital assets by an intermediate unit to the school district. Separate accounts should be maintained to identify the specific nature of the revenue item.
3000	Revenue From State Sources
3100	Unrestricted Grants-in-Aid. Revenue recorded as grants by the school district from state funds that can be used for any legal purpose desired by the school district without restriction. Separate accounts may be maintained for general grants-in-aid that are not related to specific revenue sources of the state and for those assigned to specific sources of revenue as appropriate.
3110	Distributive School Account (DSA) Basic Support per Student-Nevada Plan
3115	Special Education portion of the Distributive School Account (DSA) funding
3200	State Government Restricted Funding and Grants-in-Aid. Revenue recorded as funding / grants by the school district from state funds that must be used for a categorical or specific purpose. If such money is not completely used by the school district, it must be returned, usually to the state. Separate accounts may be maintained for general-source funding / grants-in-aid that are not related to specific revenue sources of the state and for those assigned to specific sources of revenue as appropriate.
3210	Special Transportation (example: Lyon County)
3220	Adult High School Diploma Program Funding

3230 **Class Size Reduction**

3800 Revenue in Lieu of Taxes. Commitments or payments made out of general revenues by a state to the school district in lieu of taxes it would have had to pay had its property or other tax base been subject to taxation by the school district on the same basis as privately owned property. It includes payment made for privately owned property that is not subject to taxation on the same basis as other privately owned property because of action by the state.

3900 Revenue for/on Behalf of the School District. Commitments or payments made by a state for the benefit of the school district or contributions of equipment or supplies. Such revenue includes the payment of a pension fund by the state on behalf of a school district employee for services rendered to the school district and a contribution of capital assets by a state unit to the school district. Separate accounts may be maintained to identify the specific nature of the revenue item. Included are "One-Shot" and miscellaneous state revenue.

4000 Revenue From Federal Sources.

4100 Unrestricted Grants-in-Aid Direct From the Federal Government. Revenues direct from the federal government as grants to the school district that can be used for any legal purpose desired by the school district without restriction.

4200 Unrestricted Grants-in-Aid From the Federal Government Through the State. Revenues from the federal government through the state as grants that can be used for any legal purpose desired by the school district without restriction.

4300 Restricted Grants-in-Aid Direct From the Federal Government. Revenues direct from the federal government as grants to the school district that must be used for a categorical or specific purpose. If such money is not completely used by the school district, it usually is returned to the governmental unit.

4500 Restricted Grants-in-Aid From the Federal Government Through the State. Revenues from the federal government through the state as grants to the school district that must be used for a categorical or specific purpose.

4700 Grants-in-Aid From the Federal Government Through Other Intermediate Agencies. Revenues from the federal government through an intermediate agency.

4703 E-Rate Funds. Even though these funds may be netted against the expense, it should be recorded here so that the expenditure is not understated.

4800 Revenue in Lieu of Taxes. Commitments or payments made out of general revenues by the federal government to the school district in lieu of taxes it would have had to pay had its property or other tax base been subject to taxation by the school district on the same basis as privately owned property or other tax base. Such revenue includes payment made for privately owned property that is not subject to taxation on the same basis as other privately owned property because of action by the federal governmental unit.

4900 Revenue for/on Behalf of the School District. Commitments or payments made by the federal government for the benefit of the school district, or contributions of equipment or supplies. Such revenue includes a contribution of capital assets by a federal governmental unit to the school district and funds donated by the federal government to the school district. Separate accounts should be maintained to identify the specific nature of the revenue item.

5000 Other Financing Sources

5100 Issuance of Bonds. Used to record the face amount of the bonds that are issued. Short-term debt proceeds should *not* be classified as revenue. When a school district issues short-term debt (debt with a duration of less than 12 months) that is to be repaid from governmental funds, a liability (notes payable) should be recorded in the balance sheet of the fund responsible for repayment of the debt.

5110 Bond Principal. Used to record the face amount of bonds sold.

5120 **Premium or Discount on the Issuance of Bonds.** Proceeds from that portion of the sale price of bonds in excess of or below their par value. The premium or discount represents an adjustment of the interest rate and will be amortized using expenditure object account 834 or revenue account 6200.

5200 Fund Transfers In. Used to classify operating transfers from other funds of the district.

5300 Proceeds From the Disposal of Real or Personal Property. Proceeds from the disposal of school property or compensation for the loss of real or personal property. Any gain or loss on the disposal of property for Proprietary or Fiduciary funds is recorded in account 1930. Account 5300 should be used only for proceeds from the disposal of assets that do not have significant value. The reporting of major asset sales should be recorded as Special Items using account 6300.

5400 Loan Proceeds. Proceeds from loans greater than 12 months.

5500 Capital Lease Proceeds. Proceeds from capital leases.

5600 Other Long-Term Debt Proceeds. Proceeds from other long-term debt instruments not captured in the preceding codes (e.g., certificates of obligation).

6000 Other Items

6100 Capital Contributions. Capital assets acquired as the result of a donation or bequest of an individual, estate, other government, a corporation or an affiliate organization.

6200 Amortization of Premium on Issuance of Bonds. Credit entries associated with the amortization of debt premiums in connection with the issuance of debt. This account is used in Proprietary and Fiduciary funds only.

Note: This account has been established for premium amortization so that districts may report amortization of debt premiums and discounts separately as required in certain states (or where only credits may be reported for revenue codes and only debits for expenditure codes). However, expenditure account 834 may be used to record either debt premiums (reported as a contra revenue) or discounts.

6300 Special Items. Used to classify special items in accordance with GASB Statement 34. Included are transactions or events within the control of the school district administration that are either unusual in nature or infrequent in occurrence. For some districts, these include the sale of certain general governmental capital assets; sale or lease of mineral rights, including oil and gas; sale of infrastructure assets; or significant forgiveness of debt by a financial institution. Special items may also include events that are not within the control of the district. In the governmental funds, these items should be separately captioned or disclosed.

6400 Extraordinary Items. Used to classify items in accordance with GASB 34. Included are transactions or events that are outside the control of school district administration and are **both** unusual in nature and infrequent in occurrence. For some districts, these include insurance proceeds to cover significant costs related to a natural disaster caused by fire, flood, tornado, hurricane, or hail storm; insurance proceeds to cover costs related to an environmental disaster; or a large bequest to a small government by a private citizen.

8000 Opening fund Balance

PROJECT / GRANT CODES

These reporting codes identify projects and grants which permit school districts and charter schools to accumulate expenditures to meet a variety of specialized reporting requirements at local, state, and federal levels. Please refer website for new grant codes.

NCES Brief code descriptions (see bottom section for subcategories and detail descriptions):

- 010-190 **Local Projects.** Expenditures that require specialized reporting and are funded from local sources. On is a project funded by the local service club to provide intramural activities for students in the community
- 200-390 **State Projects.** Expenditures that require specialized reporting for categorically funded state programs.
- 400-990 **Federal Projects.** Expenditures that require specialized reporting to the federal government directly or state. CFDA (Catalog of Federal Domestic Assistance) numbers are included.
400-599 = Direct Federal projects / grants.
600-990 = Pass-through - State distributes funds to LEA's from Federal Project / Grant received.
- 000 **Non-Categorical.** Revenues and expenditures that do not require specialized reporting.

Code	Description
PROJECT / GRANT CODES	

010-190 This range of codes is for private and local grants. NDE will not assign codes.

STATE GRANTS	
201	DSA (Distributive School Account) Basic Aid to Schools
202	National School Lunch State Match
203	CSR At-Risk Kindergarten Teachers
204	Gifted and Talented Discretionary Units
205	SPECIAL EDUCATION STATE FUNDING
206	Nationally Certified School Library Media Specialists
207	Nevada Pre-Kindergarten Education Program / Early Childhood Education
208	Special Elementary Counseling Service
209	Local School District (LEA) School Library Book Purchasing Program
210	Retirement Stipends - At-Risk Schools
211	Retirement Stipends - Hi Impact Positions
212	Retired Employee Group Health Insurance
213	Gifted and Talented Education
214	Special Transportation funding
215	State Clean Diesel Grant Prog, School Bus Preheater Retrofit thru NDEP-use 738 federal
216	Innovation and Prevention of Remediation Grant (Elementary)
217	Innovation and Prevention of Remediation Grant (Secondary)
218	Licensed Ed Incentive Grants (replacing 210 and 211)
219	Education Technology - School District - Hardware
220	AB 2, Special Appropriation - Save the Children's Rural Literacy Initiative
221	Education Technology - School District - Technology Support (Nv Ready 21)
222	Education Technology - School District - Best Practices
223	Education Technology - e-Learning for Educators
224	Education Technology - High Quality Content Material
225	Education Technology - Professional Development
226	Incentives for Newly Hired Teachers
227	Teacher Signing Bonus
228	Nevada History
229	Adult High School Education Program - Prison
230	Nationally Certified School Counselors & School Psychologists - Salary Increase
231	Adult High School Education Program - Regular

232	Training Stipends for Deaf Students
233	Pilot Program - Deaf Students
234	Family Engagement in Education Summit - for Education Alliance of Washoe
235	Group Insurance Special Appropriation
236	Commission on Excellence
237	Substance Abuse Prevention
238	Class Size Reduction Aid to Schools (State grant)
239	Non-Title 1 School Support Team Substitute / Extra Duty Pay
240	Southern RPDP (gift card \$) production of modules, platforms for NV Ed Performance Framework
241	Regional Training Program for Professional Development / AB 627 / RPDP
242	Northeastern Nevada Science Project - NNSP
243	Social Worker or Other Licensed Mental Health Worker Grant Program
245	AB 580-Section 39 Nationally Certified & Licensed Speech Pathologists (salary)
246	AB 580-Section 57 Modular Classroom
247	AB 2, Sec 7, Signing Bonuses for Teachers of the Deaf / Hard of Hearing
248	Great Teaching and Leading Fund
250	Peer Mediation and Conflict Resolution Grant
255	Contingency Account for Special Education (CASE)
256	AB 563, Sec 22, 3(e) Educational Technology / KLVX Satellite Service
257	AB 563, Sec 22, 3(e) Educational Technology / School Library Database Licenses
260	Commission on Construction Education Grant
270	State Funds through Local and/or Private Agencies
271	Geography Alliance in Nevada (G.A.I.N.) UNR Grant - not a K-12 grant.
275	VICTORY School grants - SB432(2015)
281	Education Technology Needs Assessment (NRS 388.795) LCE
282	Read by Grade 3
283	AB 580-Section 69 Performance Pay
285	Career and Technical Education - Other (see 300-307 below)
286	AB 580-Section 64 Disruptive Students
287	English Mastery - ZOOM schools (Clark and Washoe)
288	AB 580-Section 62 LEP Pre-Kindergarten Pilot Program
289	English Mastery - ZOOM Schools (All Other Districts)
290	Kindergarten Class Size Reduction (Expansion) SB 522 (77th session, 2013)
291	Full Day Kindergarten Portables SB 522 (77th session, 2013), Section 19
292	Class Size Reduction Kindergarten facilities, SB 522 (77th Session, 2013), Section 23
295	Full-Day Kindergarten
297	Non-Title I School Support Team Leader Contracts/Extra Duty Pay
298	Empowerment Schools Planning Grant-School Districts
299	JASON Project - SB 579 - Pilot Project for HSPE Math Proficiency Tutoring
300	CTE State Allocation
301	CTE State Competitive Funds - Agriculture
302	CTE State Competitive Funds - Business and Marketing
303	CTE State Competitive Funds - Family & Consumer Science
304	CTE State Competitive Funds - Health Science
305	CTE State Competitive Funds - Information Technology
306	CTE State Competitive Funds - Trade & Industry
307	CTE State Apprenticeship Program
308	CTE State Competitive Grant
309	State CTE Competitive Grant - New Funds
310	Adult Basic Education - Continuing Education
311	Student Vocational Org. (2699-32)
312	Student Vocational Org. (2676-78)
313	CTE State Allocation - New Programs
315	Family to Family - NV Health and Human Services
316	Differential Response, Child Protective Services, NV Health and Human Services
317	NRS 340A Resource, Referral and Case Management, NV Health and Human Services
318	Leveraging Educational Assistance Partnership (LEAP) - State Match
319	Special Leveraging Educational Assistance Partnership (SLEAP) - State Match

320 Nevada Drinking Water State Revolving Fund
 321 Jobs for America's Graduates (JAG) dual funding sources (Federal and State-DETR), See grant 679
 For FY2013 25% fed, 75% state. Allocation may change each year. 5/16/13
 322 National Governor's Assoc. (NGA) P-3 Policy Academy
 323 DETR - Microsoft IT Academy Pilot Program
 324 Common Core Curriculum Engine
 325 Teacher Supplies Reimbursement (SB133, 78th session, 2015)
 326 Safe and Respectful Learning Environment Conference (Nv Public Health Foundation Gift Funds)
 328 Safe and Respectful Bullying Prevention Training
 330 Turnaround Grant (Competitive Awards)
 335 Turnaround Grant (Underperforming schools) SB515 (78th session, 2015, Sec. 24)
 350 College and Career Readiness - Advanced Placement
 351 College and Career Readiness - STEM
 352 College and Career Readiness - Dual Enrollment
 353 College and Career Readiness - Work-Based Learning
 357 Teach NV Scholarship Program SB511 (78th session, 2015)
 365 Peer Assistance Program (SB332, Clark CSD, 78th Session, 2015)
 380 Dept. of Agriculture - Breakfast After the Bell - State Grants - SB503 (78th session, 2015)
 381 Bully Prevention Hotline

DIRECT FEDERAL GRANTS

400 Supplemental Nutrition Assistance Program
 401 Schools and Roads - Grants to States (Forest Service)
 402 Schools and Roads - Grants to Counties (Forest Service)
 403 Distance Learning and Telemedicine Loans and Grants (Rural Development)
 404 WPC Regional Recreation Center - Economic Adjustment Assistance
 405 Public Computing Centers for Rural Nevada (PCC) - **ARRA** - Dept of Commerce grant
 406 REAP / Rural Education / Title VI Part B
 407 USDA Rural Development Grant - Community Facilities Loans and Grants Recovery
 408 Reserve Officer Training Corps (ROTC) - Direct
 410 Aquatic Habitat for Young Minds - Direct
 411 Schoolyard Habitat Project (US Dept of the Interior, Nevada Fish & Wildlife Service)
 413 Americorps VISTA (Corporation for National & Community Service)
 415 Community Oriented policing Services (COPS) - **ARRA** - Stimulus/Recovery Act
 418 Teacher Incentive Fund (Not ARRA)
 419 Teacher Incentive Fund - **ARRA** - Stimulus/Recovery Act
 420 Impact Aid (Title VIII)
 421 Impact Aid School Construction - **ARRA** - Stimulus/Recovery Act
 422 Impact Aid - School Construction Formula Grants - **ARRA** - Stimulus/Recovery Act
 425 PL 107-110 Elementary & Secondary Ed Act of 1965-amended-Charter Schools
 426 Education Research, Development, Dissemination-US DOE, Institute of Educational Sciences (IES)
 430 Race to the Top - District
 435 Indian Education - Grants to Local Educational Agencies - Title VII
 436 Safe and Drug-Free Schools and Communities - National Programs (Title IV)
 437 School Emergency Response to Violence (Project SERV)
 438 US DOE Safe and Drug-Free Schools and Communities - PROJECT PREVENT
 440 Emergency Food and Shelter National Board Program, Family Resource Center (FRC)
 441 Parental Involvement & Resource Centers (FRC)
 445 High School Graduation Initiative - School Dropout Prevention Program
 450 School Improvement Grants
 451 Renewable Energy Research and Development (Dept. of Energy)
 503 Education and Human Resources (Math and Science Enhancement)
 505 Safe Schools/Healthy Students (Safe & Drug-Free Schools and Communities)
 510 FIE (Fund for the Improvement of Education) - Smaller Learning Communities
 512 FIE (Fund for the Improvement of Education) - Health Occupations
 513 FIE (Fund for the Improvement of Education) - Earmark Grants

515 Tech Challenge
 517 Magnet Schools Assistance
 518 FIE (Fund for the Improvement of Education) - Equipment Earmark Magnet Schools
 521 Public Telecommunications Facilities Planning & Construction
 525 Arts in Education
 526 Transition to Teaching
 527 FIE (Fund for the Improvement of Education) - Curriculum Development of Mariachi Music
 535 FIE (Fund for the Improvement of Education) - Desert Sunrise
 537 Indian Education Assistance - J.O'Malley Supplement
 546 FIE (Fund for the Improvement of Education) - Alternative Drop Out Prevention Program
 547 FIE (Fund for the Improvement of Education) - Reading Road to Graduation
 560 FIE (Fund for the Improvement of Education) - Living Amer. Freedom, Living Amer History
 565 USDA Food and Nutrition Services, Farm to School Grant Program

PASS THROUGH FROM FEDERAL TO STATE

601 Secondary & Two-year postsecondary Agriculture Education Challenge Grants
 602 Grants to States - Library Sciences (LSTA) through NV Library and Archives
 603 Incentive Grants - WIA Section 503, Voc Ed (US Dept of Labor)
 604 State & Community Highway Safety - Zone Safety Coordinator
 605 Highway Planning and Construction (through NDOT)
 606 Adult Basic Education / English as Second Language Instruction
 607 Adult Ed & Family Literacy Act (AEFLA) - English Literacy / Civics
 608 Adult Ed & Family Literacy Act - Basic Instruction (WIA, Title II, Basic grants to states)
 609 Adult Ed & Family Literacy Act (AEFLA) - Leadership
 610 Gear-up - Gaining Early Awareness and Readiness for Undergraduate Programs
 611 WIA - Adults & Displaced Workers - funding passed through NevadaWorks
 612 WIA - Workforce Investment Act for Youth - funding passed through NevadaWorks
 613 Brownfields Grant - Through NDEP and USEPA
 614 Vocational Rehabilitation Grant (DETR - US DOE, Office of Special Ed & Rehab)
 615 Leveraging Educational Assistance Partnership (LEAP)
 616 Special Leveraging Educational Assistance Partnership (SLEAP)
 618 IDEA Part B, Local Plan - **ARRA** Funds - Stimulus/Recovery Act, PL 111-5
 619 Title I - D Delinquent Grants - **ARRA** Funds - Stimulus/Recovery Act
 620 Special Education - **ARRA** Funds - Stimulus/Recovery Act
 621 Early Childhood - **ARRA** Funds - Stimulus/Recovery Act
 622 Title I - A Grants - **ARRA** Funds - Stimulus/Recovery Act
 623 Title I - School Improvement, 1003(g)
 624 Title I - School Improvement, 1003(a)
 625 Title I, Migrant Consortium Incentive Grant Program, Migrant Education Coordination Prog
 626 Title I - School Improvement, 1003(a) - Focus School Improvement
 628 Title I - Part C, Migrant Education - Consortium Grants
 629 Title I - Part C, Migrant Education - State Grant Programs
 630 Title I - Part D, Program for Neglected and Delinquent Children
 631 Carl D. Perkins Title I Basic Grant - Career & Technical Education
 632 Carl D. Perkins Pass through from Community College (Reserve)
 633 IASA(ESEA) Title I-A Helping Disadvantaged Students Meet High Standards/School Imprvmnt
 634 Carl D. Perkins Title I Competitive Reserve Grant
 635 Carl D. Perkins Title I Corrections Grant
 636 Carl D. Perkins Title I Tech Prep Reserve Grant
 637 Carl D. Perkins Title I Nontraditional Grant
 638 Carl D. Perkins Title I Leadership Grant
 639 IDEA Part B, Special Education Grants to States-**Local Plan** / Entitlement, PL 108-446
 640 Advanced Placement Fee Payments (Title I, part G), PL 103-382
 641 IDEA Part B - Special Ed grants to states - District Initiative/District Improvement/DIG
 642 Striving Readers Comprehensive Literacy Program - School District (subgrantee) Admin
 643 Striving Readers Comprehensive Literacy Program - Birth to Pre-K

644 Striving Readers Comprehensive Literacy Program - Elementary School
 645 Striving Readers Comprehensive Literacy Program - Middle School
 646 Striving Readers Comprehensive Literacy Program - High School
 647 Striving Readers Comprehensive Literacy Program - NDE Administration
 650 Title I - A Delinquent (set aside grant)
 651 Title I-Part B Even Start Family Literacy
 652 Even Start - Migrant Education
 653 FIE (Fund for the Improvement of Education) - ELLIS (English Language Literacy & Lab Program)
 654 Carl D. Perkins Title II Tech Prep Education
 655 Technology Literacy Challenge Fund
 656 Striving Readers Comprehensive Literacy Program (seed program)
 657 Striving Readers Comprehensive Literacy Program (5 year grant)
 658 Title III Part A - English LEP program
 659 Title III Part B - Immigrant-English Language Acquisition
 660 IDEA Part B **Special Projects** - Physical and Occupational Therapy
 661 Federal Charter School Start-up Grant
 662 Title III Part A - English Learners program - Consortium
 663 Accountability - TITLE VI (Mathematics and Science Partnerships)
 665 IDEA Part B, Early Childhood Special Education Flow-through (Preschool), PL 108-446
 666 Early Reading First
 667 IDEA Part B **Special Projects**
 668 Title II Blend, PL 110-107 Teacher and Principal Recruiting and Training
 669 Title V - Alternative Education Program
 670 Title V, Part A Innovative programs
 671 Title II, Part A (Funds Transfer to Title V per "No Child Left Behind" provisions)
 672 Title IX No Child Left Behind Act
 675 IDEA Part B, Early Childhood **Special Projects** - Other
 676 IDEA Part B, Early Childhood **Special Projects** - Early Childhood Aide Time
 677 IDEA Part B, Early Childhood **Special Projects** - Early Childhood Nutrition
 678 IDEA Part B, Early Childhood **Special Projects**-Early Childhood Speech & Lang therapy
 679 Jobs for America's Graduates (JAG) dual funding sources (Federal and State-DETR) See grant 321
 681 Rural Low Income School Program
 682 Nevada School Climate Transformation
 683 Title IV-Safe & Drug-Free Schools & Communities - National Programs - Nv School Emergency Manage
 684 Innovative Programs Virtual HS
 687 Byrne Justice Assistance Grant (JAG) Program Dept. of Justice through Nv DPS
 688 Education for Homeless Children and Youth (McKinney-Vento Act)
 689 Education for Homeless Children and Youth - **ARRA** Funds -Stimulus/Recovery Act
 691 Grants for State Assessments and Related Activities (Title VI)
 692 Enhanced Assessment Instruments Grant (State Science Assessment Systems)
 693 Abstinence Education Program
 694 Substance Abuse & Mental Health Services-Projects of Regional & National Significance
 695 Immunization Program, NV State Health Div, Bureau of Child/Family/Comm Wellness
 696 Medicaid Infrastructure Grant (MIG) - NV Dept of Health & Human Services
 697 Chronic Disease Prevention & Health - CDC through NV Health & Human Services
 698 Substance Abuse & Mental Health Services-Project Aware (now is the time initiative)
 699 Substance Abuse & Mental Health Services-Systems of Care Grant (NV-DHHS)
 703 SSA Title IV-E Foster Care Program (NV-DHHS)
 706 Mathematics and Science Partnerships Title II, Part B
 707 Nevada 2012 SLDS Linking P-20W, PL 107-279 II Ed Tech Assistance Act of 2002
 708 Title II, Part A - Improving Science Achievement with Instructional Technology
 709 Title II, Part A - Improving Teacher Quality - Teacher Quality
 710 Title II, International Exchange - Improving Teacher Quality
 711 Mathematics and Science Partnerships Title II, Part B (Science)
 712 Improving Teacher Quality - Developing Mathematical Understanding
 720 Title IV-Safe & Drug-Free Schools and Communities - (Federal to State Grants)
 722 Refugee School Impact Aid Grant
 723 Child Abuse & Neglect, Title XX Social Services Block Grant, Children's Trust Fund

724 Pilot Program for National & State Background Checks - (Direct Access-Long-Term Care)

725 Developmental Disabilities Basic Support & Advocacy Grants, Dept of Health & Human Serv

726 Block Grants for Prevention and Treatment of Substance Abuse, BADA, SAPTA

727 Community Services Block Grant (Formula Grants)

728 Community Services Block Grant - Discretionary (Project Grants)

729 Community Services Block Grant - **ARRA**

730 Learn and Serve America - School and Community based program

731 Assistance to Fire Fighters

732 US Dept of Health & Human Services thru NV Welfare - **ARRA** - Stimulus/Recovery Act

733 School Improvement Grants - **ARRA** - Stimulus/Recovery Act 1003(a) funds

734 State Clean Diesel Grant Program - School Bus Replacement Program - **ARRA** - EPA

735 State Energy Program Formula Grants-Thru NV Office of Energy - **ARRA** - Stimulus

736 Early Head Start - **ARRA** - Expansion (UNR pass through)

737 Early Head Start - Department of Health & Human Services (thru Univ of Nevada)

738 State Clean Diesel Grant Program, School Bus Preheater Retrofit through NDEP

739 EPA, Office of Water - thru NV Dept of Conservation and National Resources

740 Statewide Data systems - **ARRA** Funds - Stimulus/Recovery Act

741 Teacher Incentive Fund - **ARRA** Funds - Stimulus/Recovery Act

742 Title II Part D Enhancing Education through Technology/Competitive - **ARRA** Funds

743 School Improvement Grants - **ARRA** - Stimulus/Recovery Act 1003(g) funds

744 Rehabilitation Services-Vocational Rehabilitation Grants to states - **ARRA** - Stimulus/Rec

745 84.393 Special Education - Grants for Infants & Families - **ARRA** - Stimulus/Recovery Act

746 State Fiscal Stabilization Fund (SFSF) - Education State Grants - **ARRA** - Stimulus/Rec

747 State Fiscal Stabilization Fund (SFSF) - Race-to-the-top incentive - **ARRA** - Stimulus/Rec

748 State Fiscal Stabilization Fund (SFSF) - What works/Innovation - **ARRA** - Stimulus/Rec

749 State Fiscal Stabilization Fund (SFSF) - Government Services - **ARRA** - Stimulus/Rec

750 Consolidated Grants to the Outlying Areas - **ARRA** - Stimulus/Recovery Act

751 Teacher Quality Partnerships - **ARRA** - Stimulus/Recovery Act

752 Capacity Building for Traditionally Underserved Populations - **ARRA** - Stimulus/Recovery

753 Education Jobs Fund - Ed Jobs Act, Title I, PL 111-226; PL 111-5, XIV Stat; **ARRA** funds

754 Energy Efficiency and Renewable Energy for Schools - Dept of Energy - **ARRA** funds

757 Reading First State Grants

759 Reading First - Level III Academy

763 Special Education - State Personnel Development Grant/District Improvement Grant (SIG)

765 Title II part D Enhancing Education through Technology/Competitive Grants

766 Title II part D Enhancing Education through Technology/Formula Grants

769 Title IV Part B 21st Century Community Learning Centers - **New Applications**

770 Title IV Part B 21st Century Community Learning Centers - **Continuing Applications**

771 Title IV-B Family Resource Center - Promoting Safe and Stable Families

779 Safe Schools/Health Students (SS/HS) through SAMHSA Projects of Regional and National Significanc

780 Federal Funds through Local and/or Private Agencies

791 Support School Programs to Prevent Spread of HIV & Other Health Problems, CDC Grant

792 Child Care & Development Block Grant - Formula - Registry Program (NV H& HS)

793 Child Care & Development Block Grant - Formula - Children's Cabinet Infants & Toddlers

794 Child Care & Development Block Grant - Formula - Quality Initiatives

795 Pre-k Development Grant (Race to the Top)

796 Pre-K Development Grant - Wrap Around Services

799 NV College Access Challenge Grant Program - CACGP (thru NV System of Higher Ed)

800 Nutrition - Food for Education

801 Nutrition - School Breakfast Program

802 Nutrition - National School Lunch Program

803 Nutrition - Special Milk Program

804 Nutrition - Summer Food Service Program

805 Nutrition - State Administrative Expenses for Child Nutrition

806 Nutrition - Commodity Supplemental Food Program

807 Nutrition - Team Nutrition Grants

808 Nutrition - Fresh Fruit and Vegetable Program

- 809 Nutrition - **ARRA** - NSLP Equipment Grant (Stimulus)
- 810 Nutrition - Child and Adult Care Food Program (CACFP)
- 811 Nutrition - (NSLP) Equipment Assistance Grant (Regular)
- 812 Nutrition - CACFP Wellness
- 813 Nutrition - Meal Patterns

The following is your "Project Number" and should be included on your payment information:

AA-BBB-CCCCC for payments from NV Dept of Education ONLY

AA = the fiscal year

BBB = the project/grant code (above)

CCCCC = your District, school or Charter School code

Additional information may follow AA-BBB-CCCCC for example: 1Q for first Quarter payment

CCCCC = School Code List

to the NDE



e example

l.

.

through the



7/16/2015



9/24/2015





12/10/2015



9/24/2015

6/20/2017



8/10/2015

9/21/2015




No longer
in use (at
least 2-3
years)

7/15/2015

7/15/2015

7/15/2015

7/15/2015



7/29/2015
10/29/2015
8/15/2017
9/18/2017
2/16/2016
9/21/2015
3/28/2016
3/28/2016
9/14/2017
11/24/2015
2/2/2016
8/27/2015
11/3/2015

CFDA#

10.551
10.665
10.666
10.855
11.307
11.557
84.358/A
10.780
12.XXX
15.DDG
15.608
94.013
16.710
84.374
84.385
84.041
84.401
84.404
84.282B
84.305
84.416A
84.060
84.184
84.184S
84.184M
97.024
84.310A
84.360
84.377
81.087
47.076
84.184L
84.215
84.215
84.215

84.303K
84.165
84.215K
11.550
84.351
84.350
84.215
84.215
15.130
84.215
84.215
84.215
10.575

CFDA#

10.226
45.310
17.267
20.600
20.205
84.002
84.002
84.002
84.002
84.334
17.258
17.259
66.817
84.126
84.069A
84.069B
84.027A
84.389
84.391
84.392
84.389
84.377A
84.010
84.144
84.010
84.144F
84.011A
84.013A
84.048
84.048
84.010
84.048
84.048
84.048
84.048
84.048
84.027
84.330B
84.027
84.371C
84.371C

84.371C
84.371C
84.371C
84.371C
84.010
84.213C
84.214
84.215
84.243
84.318
84.371B
84.371C
84.365A
84.365A
84.027
84.282
84.365A
84.366
84.173
84.359
84.027
84.367
84.367
84.298
84.298
84.298
84.173
84.173
84.173
84.173
17.259
84.358B
84.184F
84.184Q
84.298
16.738
84.196A
84.387
84.369
84.368A
93.235
93.243
93.268
93.768
93.544
93.243
93.104
93.658
84.366
84.372A
84.367
84.367
84.367
84.366
84.367
84.186A
93.576
93.669

93.785	
93.630	
93.959	
93.569	
93.570	
93.710	
94.004	
97.044	
93.713	
84.389	
66.040	
81.128	
93.709	
93.600	
66.040	
66.460	
84.384	
84.385	
84.386	
84.388	
84.390	
84.393	
84.394	
84.395	
84.396	
84.397	
84.402	
84.405	
84.406	
84.410	
81.041	
84.357	
84.357	
84.323A	
84.318	
84.318	
84.287	name change only (formerly "Summer School")
84.287	name change only (formerly "After School Learning")
93.556	
93.243	
varies	
93.938	
93.575	
93.575	
93.575	
84.419A	
84.419A	
84.378A	
10.550	
10.553	
10.555	
10.556	
10.559	
10.560	
10.565	
10.574	
10.582	

10.579
10.558
10.579
10.579
10.560

PROGRAM CODES

A program is a plan of activities and procedures designed to accomplish a predetermined objective or set of

NCES Brief code descriptions (see bottom section for subcategories and detail descriptions):

- 100 Regular Elementary / Secondary Education Programs
- 200 Special Programs
- 300 Vocational and Technical Programs
- 400 Other Instructional Programs - Elementary / Secondary
- 500 Non-Public School Programs
- 600 Adult/Continuing Education Programs
- 700 Community/Junior College Education Programs
- 800 Community Services Programs
- 900 Co-curricular and Extra-curricular Activities
- 000 Undistributed / Unassigned to any particular program

NCES Code Details:

Key program codes to report are in an enclosed box.

XXX Items marked with a yellow box are required for federal reporting purposes.

280-299 Optional - Object 200: Separates Sp Ed self-contained & resource programs.

Code	Program Code Description
100	Regular Elementary/Secondary Education Programs. Activities that provide students in prekindergarten through grade 12 with learning experiences to prepare them for further education or training and for responsibilities as citizens, family members, and workers. Regular programs should be distinguished from special education programs that focus on adapting curriculum or instruction to accommodate a specific disability; from vocational/technical programs that focus on career skills; and from alternative education programs that focus on the educational needs of students at risk of failing or dropping out of school because of academic, behavioral, or situational factors.
140	Summer School for Regular Programs - summer school programs offering the regular curriculum and not included with other programs (i.e. Special Education, Vocational/Technical, etc.)
200	Special Programs. Special Programs include activities for elementary and secondary students (prekindergarten through grade 12) receiving special education and related services. These services are related to mental retardation, orthopedic impairment, emotional disturbance, developmental delay, specific learning disabilities, multiple disabilities, hearing impairment, other health impairments, visual impairments including blindness, autism, deaf-blindness, traumatic brain injury, and speech or language impairments. Special Programs is also inclusive of students receiving services related to gifted and talented programs.
210	Early Childhood Special Programs
240	Summer School for Special Programs.
260	Home Bound Pupils - Special Programs
270	Gifted and talented Programs. These students exhibit behaviors that reflect an interaction among three basic clusters of human traits: above average general and/or specific abilities, high levels of task commitment, and high levels of creativity. Individuals capable of developing gifted behavior are those possessing or capable of developing this composite set of traits and applying them to any potentially valuable area of human performance. Persons who manifest or are capable of developing an interaction among the three clusters require a wide variety of educational opportunities and services that are not ordinarily provided through regular instructional programs (Renzulli and Reis 1997).

Self-Contained Programs. These programs are generally for students with moderate to severe disabilities, who receive instruction from a specialist and who receive special education services primarily in a self-contained classroom

281 **Learning Disability** - A disorder in one or more of the basic psychological processes involved in understanding or using spoken or written language which is not primarily the result of a visual, hearing or motor impairment, mental retardation, serious emotional disturbance, or an environmental, cultural or economic disadvantage. The disorder may manifest itself in an imperfect ability to listen, think, speak, read, write, spell or perform mathematical calculations. The disorder includes, without limitation, such conditions as perceptual disabilities, brain injury, minimal brain dysfunction, dyslexia and developmental aphasia. The term does not include learning problems that are primarily the result of visual, hearing or motor disabilities; of mental retardation; of emotional disturbance; or of environmental, cultural, or economic disadvantage.

282 **Speech / Language Impairment** - A disorder relating to language, articulation, fluency or the use of the voice which: is outside the range of acceptable variation in a given environment; is inconsistent with the chronological or mental age of the person with the disability; or affects the emotional, social or educational adjustment of the person with the disability.

283 **Mental retardation** - significantly sub average general intellectual functioning, existing concurrently with deficits in adaptive behavior and manifested during the developmental period, that adversely affects a child's educational performance

284 **Serious Emotional Disturbance** - A condition exhibiting one or more of the following characteristics over a long period of time (at least three months), and to a marked degree that adversely affects academic performance: an inability to learn which is not caused by an intellectual, sensory or health factor; an inability to engage in or to maintain interpersonal relationships with peers and teachers; inappropriate behavior or feelings; a general and pervasive mood of unhappiness or depression; a physical symptom associated with a personal or academic problem; or the expression of fears regarding personal or academic problems. The term includes schizophrenia. The term does not apply to children who are socially maladjusted, unless it is determined that they have an emotional disturbance.

285 **Autism** - A spectrum disorder which significantly affects verbal and nonverbal communication and social interaction, generally evident before age 3, that adversely affects a child's educational performance causing significant delays or irregular patterns in learning or both. Other characteristics often associated with autism are engagement in repetitive activities and stereotyped movements, resistance to environmental change or change in daily routines, and unusual responses to sensory experiences. The term does not apply if a child's educational performance is adversely affected primarily because the child has an emotional disturbance, as defined in program code 284. The term includes, without limitation, a group of developmental disorders such as autistic disorder, Asperger's disorder, atypical autism, pervasive developmental disorder and other similar disorders.

286 **Health Impairment.** Impairment that limits the strength, vitality or alertness of the pupil, including, without limitation, a heightened alertness to environmental stimuli which is caused by chronic or acute health problems such as asthma, attention deficit disorder or attention deficit hyperactivity disorder, childhood disintegrative disorder, diabetes, epilepsy, a heart condition, hemophilia, lead poisoning, leukemia, nephritis, rheumatic fever, Rett's disorder and sickle-cell anemia and adversely affects the educational performance of the pupil.

287 **Developmental delay** - Programs for children aged 3 through 9 who are experiencing developmental delays, as defined by the state and as measured by appropriate diagnostic instruments and procedures, in one or more of the following areas: physical development, cognitive development, communication development, social or emotional development, or adaptive development

288 **Multiple disabilities** - The occurrence of mental retardation with another disability, the combination of which causes such severe educational needs that the student cannot be accommodated in special education programs solely for one of the impairments.

289 **Other Disabilities.** Includes but is not limited to the following:

Hearing impairment, including deafness, means impairment in hearing, whether permanent or fluctuating, that adversely affects a child's educational performance. The term includes both partial hearing and deafness.

Visual impairment, including blindness, means impairment in vision that, even with correction, adversely affects a child's educational performance. The term includes both partial sight and blindness.

Deaf and Blindness means concomitant hearing and visual impairments, the combination of which causes such severe communication and other developmental and educational needs that the child cannot be accommodated in special education programs solely for children with deafness or children with blindness.

Orthopedic impairment means a severe orthopedic impairment that adversely affects a child's educational performance. The term includes impairments caused by a congenital anomaly (e.g., clubfoot, absence of some member), impairments caused by disease (e.g., poliomyelitis, bone tuberculosis), and impairments from other causes (e.g., cerebral palsy, amputations, and fractures or burns that cause contractures).

Traumatic brain injury means an acquired injury to the brain caused by an external physical force, resulting in total or partial functional disability or psychosocial impairment, or both, that adversely affects a child's educational performance. The term applies to open or closed head injuries resulting in impairments in one or more areas, such as cognition; language; memory; attention; reasoning; abstract thinking; judgment; problem-solving; sensory, perceptual, and motor abilities; psychosocial behavior; physical functions; information processing; and speech. The term does **not** apply to brain injuries that are congenital or degenerative or to brain injuries induced by birth trauma.

290

Resource Programs. These programs are generally for students with mild to moderate disabilities, who receive instruction from a generalist and who receive special education services through a consultative method, resources method or any combination of methods of instruction.

291 **Learning Disability** - A disorder in one or more of the basic psychological processes involved in understanding or using spoken or written language which is not primarily the result of a visual, hearing or motor impairment, mental retardation, serious emotional disturbance, or an environmental, cultural or economic disadvantage. The disorder may manifest itself in an imperfect ability to listen, think, speak, read, write, spell or perform mathematical calculations. The disorder includes, without limitation, such conditions as perceptual disabilities, brain injury, minimal brain dysfunction, dyslexia and developmental aphasia. The term does not include learning problems that are primarily the result of visual, hearing or motor disabilities; of mental retardation; of emotional disturbance; or of environmental, cultural, or economic disadvantage.

292 **Speech / Language Impairment** - A disorder relating to language, articulation, fluency or the use of the voice which: is outside the range of acceptable variation in a given environment; is inconsistent with the chronological or mental age of the person with the disability; or affects the emotional, social or educational adjustment of the person with the disability.

293 **Mental retardation** - significantly sub average general intellectual functioning, existing concurrently with deficits in adaptive behavior and manifested during the developmental period, that adversely affects a child's educational performance.

294 **Serious Emotional Disturbance** - A condition exhibiting one or more of the following characteristics over a long period of time (at least three months), and to a marked degree that adversely affects academic performance: an inability to learn which is not caused by an intellectual, sensory or health factor; an inability to engage in or to maintain interpersonal relationships with peers and teachers; inappropriate behavior or feelings; a general and pervasive mood of unhappiness or depression; a physical symptom associated with a personal or academic problem; or the expression of fears regarding personal or academic problems. The term includes schizophrenia. The term does not apply to children who are socially maladjusted, unless it is determined that they have an emotional disturbance.

- 295 **Autism** - A spectrum disorder which significantly affects verbal and nonverbal communication and social interaction, generally evident before age 3, that adversely affects a child's educational performance causing significant delays or irregular patterns in learning or both. Other characteristics often associated with autism are engagement in repetitive activities and stereotyped movements, resistance to environmental change or change in daily routines, and unusual responses to sensory experiences. The term does not apply if a child's educational performance is adversely affected primarily because the child has an emotional disturbance, as defined in program code 284. The term includes, without limitation, a group of developmental disorders such as autistic disorder, Asperger's disorder, atypical autism, pervasive developmental disorder and other similar disorders.
- 296 **Health Impairment.** Impairment that limits the strength, vitality or alertness of the pupil, including, without limitation, a heightened alertness to environmental stimuli which is caused by chronic or acute health problems such as asthma, attention deficit disorder or attention deficit hyperactivity disorder, childhood disintegrative disorder, diabetes, epilepsy, a heart condition, hemophilia, lead poisoning, leukemia, nephritis, rheumatic fever, Rett's disorder and sickle-cell anemia and adversely affects the educational performance of the pupil.
- 297 **Developmental delay** - Programs for children aged 3 through 9 who are experiencing developmental delays, as defined by the state and as measured by appropriate diagnostic instruments and procedures, in one or more of the following areas: physical development, cognitive development, communication development, social or emotional development, or adaptive development.
- 298 **Multiple disabilities** - The occurrence of mental retardation with another disability, the combination of which causes such severe educational needs that the student cannot be accommodated in special education programs solely for one of the impairments.
- 299 **Other Disabilities.** Includes but is not limited to the following:
Hearing impairment, including deafness, means impairment in hearing, whether permanent or fluctuating, that adversely affects a child's educational performance. The term includes both partial hearing and deafness.
Visual impairment, including blindness, means impairment in vision that, even with correction, adversely affects a child's educational performance. The term includes both partial sight and blindness.
Deaf and Blindness means concomitant hearing and visual impairments, the combination of which causes such severe communication and other developmental and educational needs that the child cannot be accommodated in special education programs solely for children with deafness or children with blindness.
Orthopedic impairment means a severe orthopedic impairment that adversely affects a child's educational performance. The term includes impairments caused by a congenital anomaly (e.g., clubfoot, absence of some member), impairments caused by disease (e.g., poliomyelitis, bone tuberculosis), and impairments from other causes (e.g., cerebral palsy, amputations, and fractures or burns that cause contractures).
Traumatic brain injury means an acquired injury to the brain caused by an external physical force, resulting in total or partial functional disability or psychosocial impairment, or both, that adversely affects a child's educational performance. The term applies to open or closed head injuries resulting in impairments in one or more areas, such as cognition; language; memory; attention; reasoning; abstract thinking; judgment; problem-solving; sensory, perceptual, and motor abilities; psychosocial behavior; physical functions; information processing; and speech. The term does **not** apply to brain injuries that are congenital or degenerative or to brain injuries induced by birth trauma.

300

Vocational and Technical Programs. Activities delivered through traditional comprehensive and vocational-technical high schools or recognized charter schools that prepare students to meet challenging academic standards as well as industry skill standards while preparing students for broad-based careers and further education beyond high school in the following career cluster areas and summer school program:

310 **Agriculture and Natural Resources.** Activities that prepare students for a wide range of agriculturally related careers from veterinarian to underground mine mechanic.

320 **Hospitality and Tourism.** Activities that prepare students for careers in the hospitality and tourism industry, such as travel agent, food preparation worker, hotel manager, and bartender. This includes Culinary Arts

330 **Health Science.** Activities that prepare students for careers in the health services industry, including nursing, medicine, physical therapy, pharmacy, and medical support.

340 **Summer School for Vocational and Technical Programs.**

350 **Domestic Arts / Home Economics.** This includes child care, cooking, and other home arts.

360 **Business and Administration.** Activities that prepare students for careers in business-related areas, such as administrative support, accounting, management, and supervision.

361 **Finance.** Activities that prepare students for careers in the financial services industry, including insurance services, financial analysis, and banking.

362 **Government and Public Administration.** Activities that prepare students for public service careers, such as legislator, urban planner, city manager, and parks/recreation director.

370 **Arts, A/V Technology and Communication.** Activities that prepare students for careers in arts and communication, including writing, editing, radio and television broadcasting, acting, and music

371 **Information Technology.** Activities that prepare students for careers in the information technology services area, including working with databases, designing software, and programming and repairing computers

380 **Architecture and Construction.** Activities that prepare students for careers in the construction industry such as plumber, painter, construction manager, and architect.

381 **Manufacturing.** Activities that prepare students for careers in traditional industries such as steel and textiles or cutting-edge industries such as aerospace and electronics.

390 **Other Vocational and Technical Programs.** This includes the following programs:

391 **Education and Training.** Activities that prepare students for careers in education, such as teacher, librarian, coach, and counselor.

392 **Human Services.** Activities that prepare students for careers in community services, such as social worker, religious worker, recreation worker, and clerk.

393 **Law and Public Safety.** Activities that prepare students for careers in legal and protective services, such as correction officer, police officer, lawyer, and judge.

394 **Retail/Wholesale Sales and Service.** Activities that prepare students for careers in the sales and service industry, such as marketing/public relations manager, real estate agent, hairdresser, retail salesperson, and telemarketer

395 **Scientific Research and Engineering.** Activities that prepare students for careers in science and engineering, including chemical, civil, and mechanical engineering; biological and chemical sciences; surveying; and astronomy

396 **Transportation, Distribution, and Logistics.** Activities that prepare students for careers in the transportation industry, such as aircraft mechanic, railroad conductor, school bus driver, truck driver, and ship pilot

400 **Other Instructional Programs-Elementary/Secondary.** Activities that provide students in prekindergarten through K-12 with learning experiences not included in the Program codes 100-300 or 500-900. Examples of such programs follow:

420

English for Speakers of Other Languages (LEP/ELL/ESL). Activities for students from homes where the English language is not the primary language spoken and the student is not proficient in English. This includes bilingual programs.

430

Alternative and At Risk Education Programs. Activities for students assigned to alternative campuses, centers, or classrooms designed to provide improved behavior modification and/or an enhanced learning experience. Typically, alternative education programs are designed to meet the needs of students that cannot be addressed in a traditional classroom setting.

440

Summer School for Other Instructional Programs (example: remedial and ESL).

460

Home Bound students not included in the special programs.

470

Remediation / Remedial Programs

490

Other. This includes but is not limited to After-school, detention, 21st century or other grant programs etc.

500

Non-Public School Programs. (NOT USED BY NEVADA SCHOOL DISTRICTS) Activities for students attending a school established by an agency other than the state, a subdivision of the state, or the federal government, which usually is supported primarily by other than public funds. The services consist of such activities as those involved in providing instructional services, attendance and social work services, health services, and transportation services for non-public school students.

600

Adult/Continuing Education Programs. Activities that develop knowledge and skills to meet immediate and long-range educational objectives of adults who, having completed or interrupted formal schooling, have accepted adult roles and responsibilities. Programs include activities to foster the development of fundamental tools of learning; prepare students for a postsecondary career; prepare students for postsecondary education programs; upgrade occupational competence; prepare students for a new or different career; develop skills and appreciation for special interests; or enrich the aesthetic qualities of life. Adult basic education programs are included in this category.

610

Regular Adult Education Programs.

620

Prison / Correctional Adult Education Programs.

700

Community/Junior College Education Programs. (NOT USED BY NEVADA SCHOOL DISTRICTS) Activities for students attending an institution of higher education that usually offers the first two years of college instruction. If the school district is responsible for providing this program, all costs of the program should be coded here.

800

Community Services Programs. Activities that are not directly related to the provision of educational services in a school district. These include such services as community recreation programs, civic activities, public libraries, programs of custody and care of children, and community welfare activities provided by the district for the community as a whole or for some segment of the community. This would also include parental training or related programs.

810

Community Recreation. Activities concerned with providing recreation for the community as a whole or for some segment of the community. Included are such staff activities as organizing and supervising playgrounds, swimming pools, and similar programs.

820 **Civic Services.** Activities concerned with providing services to civic affairs or organizations. This program area includes services to parent-teacher association meetings, public forums, lectures, and civil defense planning.

830 **Public Library Services.** Activities pertaining to the operation of public libraries by a school district or the provision of library services to the general public through the school library. Included are such activities as budgeting, planning, and augmenting the library's collection in relation to the community and informing the community of public library resources and services.

840 **Custody and Child Care Services.** Activities pertaining to the provision of programs for the custodial care of children in residential day schools or child-care centers that are not part of, or directly related to, the instructional program and where the attendance of the children is not included in the attendance figures for the district.

850 **Welfare Activities.** Activities pertaining to the provision of personal needs of individuals who have been designated as needy by an appropriate governmental entity. These needs include stipends for school attendance; salaries paid to students for work performed (whether for the school district or for an outside concern); and funds for clothing, food, or other personal needs.

860 **Other Community Services.** Activities provided to the community that cannot be classified under the other 800 programs.

900 Co-curricular and Extra-curricular Activities. Activities that add to a student's educational experience but are not related to educational activities. These activities typically include events and activities that take place outside the traditional classroom. Some examples of such activities are student government, athletics, band, choir, clubs, and honors societies.

Note: Many states and school districts use the terms co-curricular and extra-curricular interchangeably. If reported separately, extra-curricular activities may or may not complement the regular curriculum.

910 **CoCurricular Programs.** Examples: Music programs (Band, Choir, Orchestra), Student Government, clubs, honor societies.

920 **Athletics**

000 Undistributed / Unassigned Program expenditures. Undistributed Expenditures are those which are not allocated to any single program. These can also be referred to as "school or district-wide expenditures"

FUNCTION CODES

The function describes the activity for which a service or material object is acquired. The functions of a school district are classified into five broad areas: Instruction, Support Services, Operation of Non-Instructional Services, Facilities Acquisition and Construction, and Debt Service. Functions are further classified into subfunctions.

NCES Brief code descriptions (see bottom section for subcategories and detail descriptions):

1000 Instruction
 2000 Support Services
 2100 Support Services - Student
 2200 Support Services - Instruction
 2300 Support Services - General Administration
 2400 Support Services - School Administration
 2500 Central Services
 2600 Operation and Maintenance of Plant
 2700 Student Transportation
 2900 Other Support Services
 3000 Operation of Noninstructional Services
 3100 Food Services Operations
 3200 Enterprise Operations
 3300 Community Services Operations
 4000 Facilities Acquisition & Construction Services
 4100 Land Acquisition Services
 4200 Land Improvement
 4300 Architectural & Engineering Services
 4400 Education Specifications Development Services
 4500 Building Acquisition and Construction
 4600 Site Improvements
 4700 Building Improvements
 4900 Other Facilities & Acquisition & Construction
 5000 Debt Service
 6000 Miscellaneous
 8000 Ending Fund Balance

NCES Code Details:

XXXX	Items marked with a yellow box are required for federal reporting purposes.	
Code	Function Code Description	
1000	<p>Instruction. Instruction includes the activities dealing directly with the interaction between teachers and students. Teaching may be provided for students in a school classroom, in another location such as a home or hospital, and in other learning situations such as those involving cocurricular activities. It may also be provided through some other approved medium, such as television, radio, computer, Internet, multimedia telephone, and correspondence, that is delivered inside or outside the classroom or in other teacher-student settings. Included here are the activities of aides or classroom assistants of any type (clerks, graders, teaching machines, etc.) who assist in the instructional process. Use 2720 for transportation aides. If proration of expenditures is not possible for department chairpersons who also teach, include department chairpersons who also teach in instruction. Full-time department chairpersons expenditures should be included only in 2490.</p>	

2000

Support Services. Support services provide administrative, technical (such as guidance and health), and logistical support to facilitate and enhance instruction. These services exist as adjuncts for fulfilling the objectives of instruction, community services, and enterprise programs, rather than as entities within themselves.

2100

Support Services-Students. Activities designed to assess and improve the well-being of students and to supplement the teaching process.

- 2110 **Attendance and Social Work Services.** Activities designed to improve student attendance at school that attempt to prevent or solve student problems involving the home, the school, and the community. Registration activities for adult education programs are included here. Some examples of other services to be reported within this function code are supervision services, attendance services, and student accounting services.
- 2120 **Guidance Services.** Activities involving counseling with students and parents; consulting with other staff members on learning problems; evaluating the abilities of students; assisting students as they make their own educational and career plans and choices; assisting students in personal and social development; providing referral assistance; and working with other staff members in planning and conducting guidance programs for students. Guidance services may include supervision services, counseling services, appraisal services, student record services, and placement services.
- 2130 **Health Services.** Physical and mental health services that are not direct instruction. Included are activities that provide students with appropriate medical, dental, and nursing services.
- 2140 **Psychological Services.** Activities concerned with administering psychological tests and interpreting the results; gathering and interpreting information about student behavior; working with other staff members in planning school programs to meet the special needs of students as indicated by psychological tests and behavioral evaluation; and planning and managing a program of psychological services, including psychological counseling for students, staff, and parents. This function includes the supervision of psychological services, related testing and counseling services, and psychotherapy services.
- 2150 **Speech Pathology and Audiology Services.** Activities that identify, assess, and treat children with speech, hearing, and language impairments. (Usually used with program 200)
- 2160 **Occupational Therapy-Related Services.** Activities that assess, diagnose, or treat students for all conditions requiring the services of an occupational therapist. (Usually used with program 200)
- 2190 **Other Support Services-Student.** Other support services to students not classified elsewhere in the 2100 series.

2200

Support Services-Instruction. Activities associated with assisting the instructional staff with the content and process of providing learning experiences for students.

- 2210 **Improvement of Instruction.** Activities primarily for assisting instructional staff in planning, developing, and evaluating the process of providing learning experiences for students. These activities include curriculum development, techniques of instruction, child development and understanding, and staff training.
- 2212 **Instruction and Curriculum Development.** Activities that aid teachers in developing the curriculum, preparing and using special curriculum materials, and understanding and appreciating the various techniques that stimulate and motivate students.

2213 Instructional Staff Training. Activities associated with the professional development and training of instructional personnel. These include such activities as in-service training (including mentor teachers), workshops, conferences, demonstrations, and courses for college credit (tuition reimbursement), and other activities related to the ongoing growth and development of instructional personnel. Training that supports the use of technology for instruction should be included in this code (states may establish a subobject code for specific tracking of technology-related training costs). **The incremental costs associated with providing substitute teachers in the classroom (while regular teachers attend training) should be captured in this function code. All costs should be charged to this code regardless of whether training services are provided internally or purchased from external vendors.**

2219 Other Improvement of Instruction Services. Activities for improving instruction other than those classified above.

2220 Library/Media Services. Activities concerned with directing, managing, and supervising educational media services (e.g., supervisory personnel) as well as such activities as selecting, acquiring, preparing, cataloging, and circulating books and other printed materials; planning for the use of the library by students, teachers, and other members of the instructional staff; and guiding individuals in their use of library books, reference guides and materials, catalog materials, special collections, and other materials, whether maintained separately or as a part of an instructional materials center. These activities include developing and acquiring library materials and operating library facilities. Textbooks are not charged to this function but rather to the instruction function. **(Used in combination with Object 640 to report Library Books/Publications)**

2230 Instruction-Related Technology. This functional category encompasses ALL technology activities and services for the purpose of supporting instruction. These activities include expenditures for internal technology support as well as support provided by external vendors using operating funds. These activities include costs associated with the administration and supervision of technology personnel, systems planning and analysis, systems application development, systems operations, network support services, hardware maintenance and support services, and other technology-related costs that relate to the support of instructional activities. Specifically, costs associated with the operation and support of computer learning labs, media center computer labs, instructional technology centers, instructional networks, and similar operations should be captured in this code.

2231 Student Learning Centers. Activities concerned with supporting and maintaining labs and centers (outside the classroom) that are established to support the instructional environment. These labs and centers may be located in the library or in other locations but are not primarily dedicated to student-teacher learning. Labs or learning centers that are primarily dedicated to instruction should be coded to Instruction.

2232 Technology Service Supervision and Administration. Activities concerned with directing, managing, and supervising data-processing services.

2233 Systems Analysis and Planning. Activities concerned with searching for and evaluating alternatives for achieving defined objectives, based on judgment and, wherever possible, on quantitative methods. Where applicable, these activities pertain to the development of data processing procedures or application to electronic data-processing equipment.

2234 Systems Application Development. Activities concerned with the preparation of a logical sequence of operations to be performed, either manually or electronically, in solving problems or processing data. These activities also involve preparing coded instructions and data for such sequences.

2235 Systems Operations. Activities concerned with scheduling, maintaining, and producing data. These activities include operating business machines, data preparation devices, and data-processing machines.

2236	Network Support. Services that support the networks used for instruction-related activities.
2237	Hardware Maintenance and Support
2238	Professional Development for Instruction-Focused Technology Personnel. Costs that are incurred as a result of acquiring knowledge and skills to support instructional technologies. Note: Technology training for instructional staff should be reported in 2213 (Instructional Staff Training).
2239	Other Support Services - Instruction-Related Technology. Includes other Instruction-Related Technology support services which cannot be recorded under the preceding categories.
2240	Academic Student Assessment. This function is inclusive of those services rendered for the academic assessment of the student. (Typically used with programs 100-400, 600, 700)
2290	Other Support Services-Instructional Staff. Services supporting the instructional staff not properly classified elsewhere in the 2200 series.
2300	Support Services-General Administration. Activities concerned with establishing and administering policy for operating the school district.
2310	Board of Education. Activities of the elected body that has been created according to state law and vested with responsibilities for educational activities in a given administrative unit. Some examples of services to be included here are board secretary and clerk service.
2311	Supervision of Board of Education Services. Activities concerned with directing and managing the general operation of the Board of Education. These include the activities of the members of the Board of Education, but do not include any special activities defined in the other areas of responsibility described below. They also include any activities of the district performed in support of the school district meeting. Legal activities to interpret the laws and statutes and general liability situations are charged here, as are the activities of external auditors.
2312	Board Secretary/Clerk Services. The activities required to perform the duties of the Secretary or Clerk of the Board of Education.
2313	Board Treasurer Services. The activities required to perform the duties of the Treasurer of the Board of Education.
2314	Election Services. Services rendered in connection with any school system election, including elections of officers and bond elections.
2315	Tax Assessment and Collection Services. Services rendered in connection with tax assessment and collection.
2316	Staff Relations and Negotiations . Activities concerned with staff relations system wide and the responsibilities for contractual negotiations with both instructional and non-instructional personnel.
2317	Other Board of Education Services. Board of Education services that cannot be classified under the preceding areas of responsibility.
2318	Legal Services.
2319	Other Support Services - General Administration. Includes General Administration - other support services which cannot be recorded under the preceding categories.
2320	Executive Administration. Activities associated with the overall general administration of or executive responsibility for the entire school district. Some typical services included in this function code follow:

- 2321 **Office of the Superintendent.** Activities performed by the superintendent and such assistants as deputy, associate, and assistant superintendents in generally directing and managing all affairs of the school district. These include all personnel and materials in the office of the chief executive officer. Activities of the offices of the deputy superintendents should be charged here, unless the activities can be placed properly into a service area. In this case, they would be charged to service area direction in that service area.
- 2322 **Community Relations.** Activities and programs developed and operated system wide for bettering school-community relations.
- 2323 **State and Federal Relations.** Activities associated with developing and maintaining good relationships with state and federal officials.
- 2329 **Other Executive Administration.** Other general administrative services that cannot be recorded under the preceding categories.

2400

Support Services-School Administration. Activities concerned with overall administrative responsibility for a school.

- 2410 **Office of the Principal.** Activities concerned with directing and managing the operation of a particular school. They include the activities performed by the principal, assistant principals, and other assistants while they supervise all operations of the school, evaluate the staff members of the school, assign duties to staff members, supervise and maintain the records of the school, and coordinate school instructional activities with those of the school district. These activities also include the work of clerical staff in support of the teaching and administrative duties.

- 2490 **Other Support Services-School Administration.** Other school administration services. This function includes graduation expenditure and expenses and full-time department chairpersons.

2500

Central Services. Activities that support other administrative and instructional functions including fiscal services, human resources, planning, and administrative information technology.

Note: Central and business services used to be separated into functions 2500 and 2800. They were combined by NCES in 2003.

- 2510 **Fiscal Services.** Activities concerned with the fiscal operations of the school district. This function includes budgeting, receiving and disbursing, financial and property accounting, payroll, inventory control, internal auditing, and funds managing. Fiscal services are inclusive of supervision of fiscal services, budgeting services, and payroll, internal audit, and general accounting functions.
- 2513 **Interest on Short-term notes or loans (repayable within one year of receiving the obligation).** This is debt that is reported in the governmental funds and not debt group (5000) of accounts.
- 2515 **Grant Services.** Activities concerned with obtaining and servicing grants. Includes grant writer expenditures.
- 2520 **Purchasing, Warehousing, and Distributing Services.** Activities concerned with purchasing, receiving, storing, and distributing supplies, furniture, equipment, and materials used in schools or school system operations.
- 2530 **Printing, Publishing, and Duplicating Services.** The activities of printing and publishing administrative publications such as annual reports, school directories, and manuals. Activities here also include centralized services for duplicating school materials and instruments such as school bulletins, newsletters, and notices.
- 2540 **Planning, Research, Development, and Evaluation Services.** Activities associated with conducting and managing system wide programs of planning, research, development, and evaluation for a school system.

- 2541 **Planning services** include activities concerned with selecting or identifying the overall, long-range goals and priorities of the organization or program. They also involve formulating various courses of action needed to achieve these goals by identifying needs and the relative costs and benefits of each course of action.
- 2542 **Research services** include activities concerned with the systematic study and investigation of the various aspects of education, undertaken to establish facts and principles.
- 2543 **Development services** include activities in the deliberate, evolving process of improving educational programs.
- 2544 **Evaluation services** include activities concerned with ascertaining or judging the value or amount of an action or an outcome. This is done through careful appraisal of previously specified data in light of the particular situation and the goals previously established.

2560 **Public Information Services.** Activities concerned with writing, editing, and other preparation necessary to disseminate educational and administrative information to students, staff, managers, and the general public through direct mailing, the various news media, e-mail, the Internet and web sites, and personal contact. The Public Information Services function code includes related supervision and internal and public information services. This includes the costs of PR (Public Relations) personnel. **Technology that supports this code is included in 2580.**

2570 **Personnel Services.** Activities concerned with maintaining efficient personnel for the school system. It includes such activities as recruitment and placement, non-instructional staff training, staff transfers, in-service training, health services, and staff accounting.

2571 **Supervision of Personnel Services.** The activities of directing, managing, and supervising staff services.

2572 **Recruitment and Placement.** Activities concerned with employing and assigning personnel for the school district.

2573 **Personnel Information.** Services rendered in connection with the systematic recording and summarizing of information relating to staff members employed by the school district.

2574 **Non-Instructional Personnel Training.** Activities associated with the professional development and training of non-instructional personnel. These include such activities as in-service training, seminars and conferences, continuing professional education, courses for college credit (tuition reimbursement), and other activities related to the ongoing growth and development of non-instructional personnel. The incremental costs associated with providing temporary employees to perform job duties while regular employees attend training should be captured in this function code. All costs should be charged to this code regardless of whether training services are provided internally or purchased from external vendors.

2575 **Health Services.** Activities concerned with medical, dental, and nursing services provided for school district employees. Included are physical examinations, referrals, and emergency care.

2576 **Other Personnel Services.** Personnel services that cannot be classified under the preceding functions.

2577 **Supervision of Personnel Services.** The activities of directing, managing, and supervising staff services.

- 2580 **Administrative Technology Services.** Activities concerned with supporting the school district's information technology systems, including supporting administrative networks, maintaining administrative information systems, and processing data for administrative and managerial purposes. These activities include expenditures for internal technology support, as well as support provided by external vendors using operating funds. These activities include costs associated with the administration and supervision of technology personnel, systems planning and analysis, systems application development, systems operations, network support services, hardware maintenance and support services, and other technology-related administrative costs.
- 2581 **Technology Service Supervision and Administration.** Activities concerned with directing, managing, and supervising data processing services.
- 2582 **Systems Analysis and Planning.** Activities concerned with searching for and evaluating alternatives for achieving defined objectives, based on judgment and, wherever possible, on quantitative methods. Where applicable, these activities pertain to the development of data processing procedures or application to electronic data-processing equipment.
- 2583 **Systems Application Development.** Activities concerned with the preparation of a logical sequence of operations to be performed, either manually or electronically, in solving problems or processing data. These activities also involve preparing coded instructions and data for such sequences.
- 2584 **Systems Operations.** Activities concerned with scheduling, maintaining, and producing data. These activities include operating business machines, data preparation devices, and data-processing machines.
- 2585 **Network Support**
- 2586 **Hardware Maintenance and Support**
- 2587 **Professional Development Costs for Administrative Technology Personnel**
- 2589 **Other Technology Services.** Activities concerned with data processing not described above.

- 2590 **Other Support Services-Central Services.** Other support services to business not classified elsewhere in the 2500 series.

2600 **Operation and Maintenance of Plant.** Activities concerned with keeping the physical plant open, comfortable, and safe for use and with keeping the grounds, buildings, and equipment in effective working condition and state of repair. These include the activities of maintaining safety in buildings, on the grounds, and in the vicinity of schools.

- 2610 **Operation of Buildings.** Activities concerned with keeping the physical plant clean and ready for daily use. They include operating lighting and HVAC systems and doing minor repairs. Also included are the costs of building rental and property insurance.

- 2620 **Maintenance of Buildings.** Activities associated with keeping buildings at an acceptable level of efficiency through repairs and preventative maintenance.

- 2630 **Care and Upkeep of Grounds.** Activities involved in maintaining and improving the land (but not the buildings). These include snow removal, landscaping, grounds maintenance, and the like.

- 2640 **Care and Upkeep of Equipment.** Activities involved in maintaining equipment owned or used by the school district. They include such activities as servicing and repairing furniture, machines, and movable equipment.

- 2650 **Vehicle Operation and Maintenance (Other Than Student Transportation Vehicles).** Activities involved in maintaining general purpose vehicles such as trucks, tractors, graders, and staff vehicles. These include such activities as repairing vehicles; replacing vehicle parts; and cleaning, painting, greasing, fueling, and inspecting vehicles for safety (i.e., preventive maintenance).

2660 Security. Activities concerned with maintaining a secure environment for students and staff, whether they are in transit to or from school, on a campus or administrative facility, or participating in school-sponsored events. These include costs associated with security plan development and implementation, installation of security monitoring devices (e.g., cameras, metal detectors), security personnel (e.g., campus police, security guards), purchase of security vehicles and communication equipment, and related costs. Costs associated with in-service training related to school safety, drug and violence prevention training, and alternative schools should not be accounted for under this function code.

2670 Safety. Activities concerned with maintaining a safe environment for students and staff, whether they are in transit to or from school, on a campus or administrative facility, or participating in school-sponsored events. These include costs associated with installing and monitoring school fire alarm systems and providing school crossing guards, as well as other costs incurred in an effort to ensure the basic safety of students and staff. Costs associated with in-service training related to school safety, drug and violence prevention training, and alternative schools should not be accounted for under this function code.

2690 Other Operation and Maintenance of Plant. Operations and maintenance of plant services that cannot be classified elsewhere in the 2600 series.

2700 Student Transportation. Activities concerned with conveying students to and from school, as provided by state and federal law. This includes trips between home and school and trips to school activities.

2710 Vehicle Operation. Activities involved in operating vehicles for student transportation, from the time the vehicles leave the point of storage until they return to the point of storage. These include driving buses or other student transportation vehicles.

2720 Monitoring Services. Activities concerned with supervising students in the process of being transported between home and school and between school and school activities. Such supervision can occur while students are in transit and while they are being loaded and unloaded and it includes directing traffic at the loading stations.

2730 Vehicle Servicing and Maintenance. Activities involved in maintaining student transportation vehicles. These include repairing vehicle parts; replacing vehicle parts; and cleaning, painting, fueling, and inspecting vehicles for safety. (Used with programs 100-400, 900). This includes field trips, athletic events, etc.

2790 Other Student Transportation Services. Student transportation services that cannot be classified elsewhere in the 2700 series. (Used with programs 100-400, 900)

2900 Other Support Services. All other support services not classified elsewhere in the 2000 series.

3000 Operation of Noninstructional Services. Activities concerned with providing noninstructional services to students, staff, or the community.

3100 Food Services Operations. Activities concerned with providing food to students and staff in a school or school district. This service area includes preparing and serving regular and incidental meals, lunches, or snacks in connection with school activities and food delivery.

3200 Enterprise Operations. Activities that are financed and operated in a manner similar to private business enterprises where the stated intent is to finance or recover the costs primarily through user charges. Food services should not be charged here but rather to function 3100. One example could be the school district bookstore.

3300 **Community Services Operations.** Activities concerned with providing community services to students, staff, or other community participants. Examples of this function would be offering parental training or operating a community swimming pool, a recreation program for the elderly, or a childcare center for working mothers. (Used only with program **800**) Example: Parent Literacy night

FUNCTION 4000 - 5000: PRIMARILY CAPITALIZABLE ITEMS

4000 **Facilities Acquisition and Construction.** Activities concerned with acquiring land and buildings; remodeling buildings; constructing buildings and additions to buildings; initially installing or extending service systems and other built-in equipment; and improving sites.

4100 **Land Acquisition.** Activities concerned with initially acquiring and improving land.

4200 **Land Improvement.** Activities concerned with making permanent improvements to land, such as grading, fill, and environmental remediation.

4300 **Architecture and Engineering.** The activities of architects and engineers related to acquiring and improving sites and improving buildings. Charges are made to this function only for those preliminary activities that may or may not result in additions to the school district's property. Otherwise, charge these services to 4100, 4200, 4500, or 4600, as appropriate.

4400 **Educational Specifications Development.** Activities concerned with preparing and interpreting descriptions of specific space requirements to be accommodated in a building. These specifications are interpreted to the architects and engineers in the early stages of blueprint development.

4500 **Building Acquisition and Construction.** Activities concerned with buying or constructing buildings.

4600 **Site Improvement.** Activities concerned with making nonpermanent improvements or enhancements to building sites. These improvements include fencing, walkways, tunnels, and temporary landscaping.

4700 **Building Improvements.** Activities concerned with building additions and with installing or extending service systems and other built-in equipment.

4900 **Other Facilities Acquisition and Construction.** Facilities acquisition and construction activities that cannot be classified above.

5000 **Debt Service.** Activities related to servicing the long-term debt of the school district, including payments of both principal and interest. This function should be used to account for bond interest payments, retirement of bonded debt (including current and advance refundings), capital lease payments, and other long-term notes. Interest on short-term notes or loans (repayable within one year of receiving the obligation) is charged to function 2513. The receipt and payment of principal on those loans are treated as adjustments to the balance sheet account 451.

6000 **Miscellaneous**

6100 **Interdistrict Payments.** Funds transferred to another school district, charter school, or other educational entity such as private schools. Match to the revenue code.

6200 **Fund transfers.** Funds transferred out of a fund, generally transferred from or to the general fund.

6300 **Contingency Funds.** Funds set aside for something that may occur in the future, particularly an unforeseen event or emergency.

8000 **Ending fund balance.** Use with program code 000 and object codes 997-999.

OBJECT CODES:

This classification is used to describe the service or commodity obtained as the result of a specific expenditure.

NCES Brief code descriptions (see bottom section for subcategories and detail descriptions):

100	Personnel Services - Salaries
200	Personnel Services - Employee Benefits
300	Purchased Professional and Technical Services
400	Purchased Property Services
500	Other Purchased Services
600	Supplies
700	Property
800	Debt Service and Miscellaneous
900	Other Items

Optional Coding: If coding is expanded to utilize the third digit for Object Codes 100-299 (Salaries and Benefits), the following personnel categories apply:

- XX1 Teachers
- XX2 Instructional Aides or Assistants
- XX3 Substitute Teachers
- XX4 Licensed Administration
- XX5 Non-licensed Administration (example: transportation and food service managers)
- XX6 Other Licensed Staff (including counselors etc)
- XX7 Other Classified / Support Staff
- XX8 Retirement / Retiree

NCES Code Details:

Codes in pale yellow are required for NCES reporting

XXX Items marked with a yellow box are required for federal reporting purposes.

Code **Object Code Description**

100 **Personnel Services-Salaries (General categories).** Amounts paid to both permanent and temporary school district employees, including personnel substituting for those in permanent positions. This includes gross salary for personal services rendered while on the payroll of the school district. The third position in this group of objects has been left unused (i.e., 0) so that a job classification code can be inserted by the school district if desired. (Used with all functions except 5000, Debt Service). [Only use Object Codes 100-108 if NOT using more detailed coding found in object codes 110-157.](#)

- 101 Salaries Paid to Teachers
- 102 Salaries Paid to Instructional Aides or Assistants
- 103 Salaries Paid to Substitute Teachers (Vacant Positions)
- 104 Salaries Paid to Licensed Administration
- 105 Salaries Paid to Non-licensed Administration
- 106 Salaries Paid to Other Licensed Staff (including counselors etc)
- 107 Salaries Paid to Other Classified / Support Staff
- 108 Salaries Paid to Retirees

110 **Salaries of Regular Employees.** Full-time, part-time, and prorated portions of the costs for work performed by permanent employees of the school district.

- 111 Salaries of Regular Employees Paid to Teachers
- 112 Salaries of Regular Employees Paid to Instructional Aides or Assistants
- 113 Salaries of Regular Employees Paid to Substitute Teachers (Vacant Positions)
- 114 Salaries of Regular Employees Paid to Licensed Administration
- 115 Salaries of Regular Employees Paid to Non-licensed Administration

116 Salaries of Regular Employees Paid to Other Licensed Staff (including counselors etc)

117 Salaries of Regular Employees Paid to Other Classified / Support Staff

120 **Salaries of Temporary Employees.** Full-time, part-time, and prorated portions of the costs for work performed by employees of the school district who are hired on a temporary or substitute basis.

121 Salaries of Temporary Employees Paid to Teachers

122 Salaries of Temporary Employees Paid to Instructional Aides or Assistants

123 Salaries of Temporary Employees Paid to Substitute Teachers

124 Salaries of Temporary Employees Paid to Licensed Administration

125 Salaries of Temporary Employees Paid to Non-licensed Administration

126 Salaries of Temporary Employees Paid to Other Licensed Staff (including counselors etc)

127 Salaries of Temporary Employees Paid to Other Classified / Support Staff

128 Salaries of Temporary Employees Paid to Retirees

130 **Salaries for Overtime.** Amounts paid to employees of the school district in either temporary or permanent positions for work performed in addition to the normal work period for which the employee is compensated under regular salaries and temporary salaries above. The terms of such payment for overtime is a matter of state and local regulation and interpretation.

131 Salaries for Overtime Employees Paid to Teachers

132 Salaries for Overtime Employees Paid to Instructional Aides or Assistants

133 Salaries for Overtime Employees Paid to Substitute Teachers

134 Salaries for Overtime Employees Paid to Licensed Administration

135 Salaries for Overtime Employees Paid to Non-licensed Administration

136 Salaries for Overtime Employees Paid to Other Licensed Staff (including counselors etc)

137 Salaries for Overtime Employees Paid to Other Classified / Support Staff

140 **Salaries for Sabbatical Leave.** Amounts paid by the school district to employees on sabbatical leave.

141 Salaries for Sabbatical Leave Paid to Teachers

142 Salaries for Sabbatical Leave Paid to Instructional Aides or Assistants

143 Salaries for Sabbatical Leave Paid to Substitute Teachers

144 Salaries for Sabbatical Leave Paid to Licensed Administration

145 Salaries for Sabbatical Leave Paid to Non-licensed Administration

146 Salaries for Sabbatical Leave Paid to Other Licensed Staff (including counselors etc)

147 Salaries for Sabbatical Leave Paid to Other Classified / Support Staff

150 **Additional Compensation Such as Bonuses, or Incentives.**

151 Additional Compensation Paid to Teachers

152 Additional Compensation Paid to Instructional Aides or Assistants

153 Additional Compensation Paid to Substitute Teachers

154 Additional Compensation Paid to Licensed Administration

155 Additional Compensation Paid to Non-licensed Administration

156 Additional Compensation Paid to Other Licensed Staff (including counselors etc)

157 Additional Compensation Paid to Other Classified / Support Staff

160 **Extra Duties**

161 Extra Duties Paid to Teachers

162 Extra Duties Paid to Instructional Aides or Assistants

163 Extra Duties Paid to Substitute Teachers

164 Extra Duties Paid to Licensed Administration

165 Extra Duties Paid to Non-licensed Administration

166 Extra Duties Paid to Other Licensed Staff (including counselors etc)

167 Extra Duties Paid to Other Classified / Support Staff

200

Personnel Services-Employee Benefits. Amounts paid by the school district on behalf of employees (amounts not included in gross salary but in addition to that amount). Such payments are fringe benefit payments and, although not paid directly to employees, nevertheless are part of the cost of personal services. The third position in this group of objects has been left unused (i.e., 0) so that a job classification code can be inserted by the school district if desired. (Used with all functions except 5000, Debt Service) [Only use Object Codes 200-208 if NOT using more detailed coding found in object codes 210-299.](#)

- 201 Employee Benefits for Teachers
- 202 Employee Benefits for Instructional Aides or Assistants
- 203 Employee Benefits for Substitute Teachers (Vacant Positions)
- 204 Employee Benefits for Licensed Administration
- 205 Employee Benefits for Non-licensed Administration
- 206 Employee Benefits for Other Licensed Staff (including counselors etc)
- 207 Employee Benefits for Other Classified / Support Staff
- 208 Employee Benefits for Retirement / Retiree

210 Group Insurance. Employer's share of any insurance plan.

- 211 Group Insurance for Teachers
- 212 Group Insurance for Instructional Aides or Assistants
- 213 Group Insurance for Substitute Teachers (Vacant Positions)
- 214 Group Insurance for Licensed Administration
- 215 Group Insurance for Non-licensed Administration
- 216 Group Insurance for Other Licensed Staff (including counselors etc)
- 217 Group Insurance for Other Classified / Support Staff
- 218 Group Insurance for Retirement / Retiree

220 Social Security Contributions. Employer's share of social security paid by the school district.

- 221 Social Security Contributions for Teachers
- 222 Social Security Contributions for Instructional Aides or Assistants
- 223 Social Security Contributions for Substitute Teachers (Vacant Positions)
- 224 Social Security Contributions for Licensed Administration
- 225 Social Security Contributions for Non-licensed Administration
- 226 Social Security Contributions for Other Licensed Staff (including counselors etc)
- 227 Social Security Contributions for Other Classified / Support Staff
- 228 Social Security Contributions for Retirement / Retiree

230 Retirement Contributions. Employer's share of any state or local employee retirement system paid by the school district, including the amount paid for employees assigned to federal programs.

- 231 Retirement Contributions for Teachers
- 232 Retirement Contributions for Instructional Aides or Assistants
- 233 Retirement Contributions for Substitute Teachers (Vacant Positions)
- 234 Retirement Contributions for Licensed Administration
- 235 Retirement Contributions for Non-licensed Administration
- 236 Retirement Contributions for Other Licensed Staff (including counselors etc)
- 237 Retirement Contributions for Other Classified / Support Staff
- 238 Retirement Contributions for Retirement / Retiree

240 Medicare Payments. Employer's share of any Medicare payments paid by the school district.

NOTE: NCES CODE 240 - "On-Behalf Payments" has been reassigned code 299 because On-Behalf Payments are not made by the Nevada School Districts.

- 241 Medicare Payments for Teachers
- 242 Medicare Payments for Instructional Aides or Assistants

- 243 Medicare Payments for Substitute Teachers (Vacant Positions)
- 244 Medicare Payments for Licensed Administration
- 245 Medicare Payments for Non-licensed Administration
- 246 Medicare Payments for Other Licensed Staff (including counselors etc)
- 247 Medicare Payments for Other Classified / Support Staff
- 248 Medicare Payments for Retirement / Retiree

- 250 **Tuition Reimbursement.** Amounts reimbursed by the school district to any employee qualifying for tuition reimbursement on the basis of school district policy.
- 251 Tuition Reimbursement for Teachers
- 252 Tuition Reimbursement for Instructional Aides or Assistants
- 253 Tuition Reimbursement for Substitute Teachers (Vacant Positions)
- 254 Tuition Reimbursement for Licensed Administration
- 255 Tuition Reimbursement for Non-licensed Administration
- 256 Tuition Reimbursement for Other Licensed Staff (including counselors etc)
- 257 Tuition Reimbursement for Other Classified / Support Staff
- 258 Tuition Reimbursement for Retirement / Retiree

- 260 **Unemployment Compensation.** Amounts paid by the school district to provide unemployment compensation for its employees. These charges should be distributed to the appropriate functions in accordance with the salary expenditures.
- 261 Unemployment Compensation for Teachers
- 262 Unemployment Compensation for Instructional Aides or Assistants
- 263 Unemployment Compensation for Substitute Teachers (Vacant Positions)
- 264 Unemployment Compensation for Licensed Administration
- 265 Unemployment Compensation for Non-licensed Administration
- 266 Unemployment Compensation for Other Licensed Staff (including counselors etc)
- 267 Unemployment Compensation for Other Classified / Support Staff
- 268 Unemployment Compensation for Retirement / Retiree

- 270 **Workers' Compensation.** Amounts paid by the school district to provide workers' compensation insurance for its employees. These charges should be distributed to the appropriate functions in accordance with the salary budget or may be charged to function 2310.
- 271 Workers' Compensation for Teachers
- 272 Workers' Compensation for Instructional Aides or Assistants
- 273 Workers' Compensation for Substitute Teachers (Vacant Positions)
- 274 Workers' Compensation for Licensed Administration
- 275 Workers' Compensation for Non-licensed Administration
- 276 Workers' Compensation for Other Licensed Staff (including counselors etc)
- 277 Workers' Compensation for Other Classified / Support Staff
- 278 Workers' Compensation for Retirement / Retiree

- 280 **Health Benefits.** Amounts paid by the school district to provide health benefits for its current employees **or employees now retired for whom benefits are paid.** These charges should be distributed to the appropriate functions in accordance with the related salary expenditures. Note that code 289 is added for payments held for OPEB liabilities.
- 281 Health Benefits for Teachers
- 282 Health Benefits for Instructional Aides or Assistants
- 283 Health Benefits for Substitute Teachers (Vacant Positions)
- 284 Health Benefits for Licensed Administration
- 285 Health Benefits for Non-licensed Administration
- 286 Health Benefits for Other Licensed Staff (including counselors etc)
- 287 Health Benefits for Other Classified / Support Staff
- 288 Health Benefits for Retirement / Retiree

289 Retired Health Annual Required Contributions - held separately for OPEB Liabilities

- 290 **Other Employee Benefits.** Employee benefits other than those classified above, including fringe benefits such as automobile allowances, housing or related supplements, moving expenses, and paid parking. These charges should be distributed to the appropriate functions in accordance with the related salary expenditures.
- 291 Other Employee Benefits for Teachers
- 292 Other Employee Benefits for Instructional Aides or Assistants
- 293 Other Employee Benefits for Substitute Teachers (Vacant Positions)
- 294 Other Employee Benefits for Licensed Administration
- 295 Other Employee Benefits for Non-licensed Administration
- 296 Other Employee Benefits for Other Licensed Staff (including counselors etc)
- 297 Other Employee Benefits for Other Classified / Support Staff
- 298 Other Employee Benefits for Retirement / Retiree
- 299 **On-Behalf Payments.** Payments made by the state or other governments on behalf of the school district that benefit active employees of the school district. These payments typically include state matching of the retirement contributions of school district personnel. An equal revenue amount should be recorded in account 2900, 3900, or 4900 depending on the source of the payment. NCES coded this object as 240 but it has been recoded to 299 by NDE.

300

Purchased Professional and Technical Services. Services that by their nature can be performed only by persons or firms with specialized skills and knowledge. Although a product may or may not result from the transaction, the primary reason for the purchase is the service provided. Included are the services of architects, engineers, auditors, dentists, medical doctors, lawyers, consultants, teachers, and accountants. It is recommended that a separate account be established for each type of service provided to the school district. Services purchased from another school district or from other government sources should be coded to one of the object codes from 590 through 597.

- 310 **Official/Administrative Services.** Services in support of the various policymaking and managerial activities of the school district. Included are management consulting activities oriented to general governance or business and financial management of the school district; school management support activities; and election services and tax assessing and collecting services. (Usually used with functions 2300, 2400, and 2500) This would include items such as bank service charges and payroll service charges.

- 320 **Professional Educational Services.** Services supporting the instructional program and its administration. Included are curriculum improvement services, assessment, counseling and guidance services, library and media support, and contracted instructional services. (Usually used with functions 1000, 2100, 2200, 2300, and 2400)

- 330 **Employee Training and Development Services.** Services supporting the professional development of school district personnel, including instructional and administrative and service employees. Included are course registration fees (that are NOT tuition reimbursement - see codes 250-258), charges from external vendors to conduct training courses (at either school district facilities or off-site), and other expenditures associated with training or professional development by third-party vendors. All expenditures should be captured in this account regardless of the type or intent of the training course or professional development activity. Training for instructional staff should be coded to function 2213. Training for other staff should be coded to the function of the employee - usually used with functions 2000 and 3100.

- 331 **Training and Development Services - Teachers (Instructional Licensed Personnel).** Services supporting the professional development and training of licensed instructional personnel.

- 332 **Training and Development Services - Instructional Aides or Assistants (Non-Licensed Personnel).** Services supporting the professional development and training of non-licensed instructional personnel.
- 333 **Training and Development Services - Substitute Teachers.** Services supporting the professional development and training of substitute teachers.
- 334 **Training and Development Services - Licensed Administrative Personnel.** Services supporting the professional development and training of licensed administrative personnel.
- 335 **Training and Development Services - Non-Licensed Administrative Personnel.** Services supporting the professional development and training of non-licensed administrative personnel.
- 336 **Training and Development Services - Other Licensed Personnel.** Services supporting the professional development and training of other licensed personnel.
- 337 **Training and Development Services - Other Classified/support Personnel.** Services supporting the professional development and training of other classified/support personnel.
- 338 **Training and Development Services - Retirees.** Services supporting the professional development and training of other classified/support personnel.
- 339 **Technology Related Training for staff.**

- 340 **Other Professional Services.** Professional services other than educational services that support the operation of the school district. Included are medical doctors, lawyers, architects, auditors, accountants, therapists, audiologists, dieticians, editors, negotiations specialists, systems analysts, planners, and the like. (Usually used with function 2000)
- 345 **Marketing Services.** Included services are professional advertising, public relations services and other marketing or promotional services. The majority of Charter School advertising expenditures would be included in this code. (Used primarily with function 2560)

- 350 **Technical Services.** Services to the school district that are not regarded as professional, but that require basic scientific knowledge, manual skills, or both. Included are data processing services, purchasing and warehousing services, graphic arts, and the like. This code includes technical support charges and fees. (Usually used with function 2000)
- 351 **Data Processing and Coding Services.** Data entry, formatting, and processing services other than programming, including fees paid for services. (Usually used with functions 2110, Attendance and Social Work; 2240, Academic Student Assessment; 2410, Office of the Principal; and 2500, Central Services) Fees paid to testing services, are coded here.
- 352 **Other Technical Services.** Technical services other than data processing and related services such as software maintenance and support functions. (Usually used with functions 1000-4000)
- 360 **Other specialized services not included above.** Included would be the services of sports referees and umpires, DJs, and others with a specialized skill or service, requiring training and/or certification to perform the duties.

400 **Purchased Property Services.** Services purchased to operate, repair, maintain, and rent property owned or used by the school district. These services are performed by persons other than school district employees. Although a product may or may not result from the transaction, the primary reason for the purchase is the service provided.

- 410 **Utility Services.** Expenditures for utility services other than energy services supplied by public or private organizations. Water and sewerage are included here. Telephone and telegraph are not included here but are classified under object 530. (Used with function 2600)

411 **Water / Sewer**

- 420 **Cleaning Services.** Services purchased to clean buildings (apart from services provided by school district employees), including, but not limited to, disposal services, snow plowing, custodial services, and lawn care services. (Used with function 2600)
- 421 Garbage / Disposal
- 422 Janitorial / Custodial Services

- 430 **Repairs and Maintenance Services.** Expenditures for repairs and maintenance services not provided directly by school district personnel.
- 431 **Non-Technology-Related Repairs and Maintenance.** Contracts and agreements covering the upkeep of buildings and non-technology equipment. Costs for renovating and remodeling are not included here but are classified under object 450.
- 432 **Technology-Related Repairs and Maintenance (hardware / equipment).** Expenditures for repairs and maintenance services for technology equipment that are not directly provided by school district personnel. This includes ongoing service agreements for technology hardware (e.g., personal computers and servers). (Used with functions 2230 and 2580)

- 440 **Rentals.** Costs for renting or leasing land, buildings, equipment, and vehicles.
- 441 **Renting Land and Buildings.** Expenditures for leasing or renting land and buildings for both temporary and long-range use by the school district. (Used with function 2610)
- 442 **Rental of Equipment and Vehicles.** Expenditures for leasing or renting equipment or vehicles for both temporary and long-range use by the school district. This includes bus and other vehicle rental when operated by a local school district, lease-purchase arrangements, and similar rental agreements. This code excludes costs associated with the rental of computers or other technology-related equipment. These costs should be coded to expenditure object 443 as described below.
- 443 **Rentals of Computers and Related Equipment.** Expenditures for leasing or renting computers and related equipment for both temporary and long-range use.
- 444 **Rental of other items not listed in 441-443.** This would also include renting supplies, books and other items from a charter school EMO.

- 450 **Construction Services.** Includes amounts for constructing, renovating, and remodeling buildings or infrastructure assets paid to contractors. This account should also be used to account for the costs of non-permanent site improvements such as fencing, walkways, and roads that are related to buildings and building sites. (Used only with functions 4000-4900)

- 490 **Other Purchased Property Services.** Purchased property services that are not classified above. (Communication services are not included here, but should be included in object 530) This would include security system services (alarm systems).

- 500** **Other Purchased Services.** Amounts paid for services rendered by organizations or personnel not on the payroll of the school district (separate from Professional and Technical Services or Property Services). Although a product may or may not result from the transaction, the primary reason for the purchase is the service provided.

- 510 **Student Transportation Services.** Expenditures for transporting children to and from school and other activities. (Used only with function 2700)

- 511** **Student Transportation Purchased From Another School District Within the State.** Amounts paid to other school districts within the state for transporting children to and from school and school-related events. These include payments to individuals who transport themselves or their own children or for reimbursement of transportation expenditure/expenses on public carriers. Expenditures for the rental of buses that are operated by personnel on the school district payroll are recorded not here but under object 442. (Used only with function 2700)

512 **Student Transportation Purchased From Another School District Outside the State.** Amounts paid to other school districts outside the state for transporting children to and from school and school-related events. These include payments to individuals who transport themselves or their own children or for reimbursement of transportation expenditure/expenses on public carriers. Expenditures for the rental of buses that are operated by personnel on the school district payroll are recorded not here but under object 442. (Used only with function 2700)

519 **Student Transportation Purchased From Other Sources.** Payments to persons or agencies other than school districts for transporting children to and from school and school-related events. Includes all travel related expenses for students. (Used primarily with function 2700) This object code includes charter buses, airline tickets, per diems, hotels, meals and other related expenditures such as registration and admission fees paid for the students.

520 **Insurance (Other Than Employee Benefits).** Expenditures for all types of insurance coverage, including property, liability, and fidelity. Insurance for group health is not charged here but is recorded under object 200. (Usually used with functions 2310 or 2610)

521 **Property Insurance**

522 **Liability Insurance**

523 **Fidelity / Other Insurance**

530 **Communications. Services** provided by persons or businesses to assist in transmitting and receiving messages or information. This category includes telephone and voice communication services (including "auto-dial" automated phone services), data communication services to establish or maintain computer-based communications, networking, and Internet services; video communications services to establish or maintain one-way or two-way video communications via satellite, cable, or other devices; postal communications services to establish or maintain postage machine rentals, postage, express delivery services, or couriers. *Include licenses and fees for services such as subscriptions to research materials over the Internet. Expenditures for software, both 'downloaded' and 'off-the-shelf' should be coded to objects 651 or 735.* (Usually used with functions 2230, 2320, or 2410)

531 **Postage**

532 **Voice/Voicemail**

533 **Telephone - Land Line phone services**

534 **Telephone - Cell phone services**

535 **Data Communications, Internet, Video, T-lines, web-based programs, etc**

536 **Delivery Services / Couriers**

540 **Advertising.** Expenditures for announcements in professional publications, newspapers, or broadcasts over radio and television. These expenditures include advertising for such purposes as personnel recruitment, legal ads, new and used equipment, and sale of property. Costs for professional advertising or public relations services are not recorded here but are charged to object 345. (Usually used with functions 2300 or 2500)

550 **Printing and Binding.** Expenditures for job printing and binding, usually according to specifications of the school district. This includes designing and printing forms and posters, as well as printing and binding school district publications. Preprinted standard forms are not charged here but are recorded under object 610. (Usually used with function 2530, but may be assigned to other functions)

560 **Tuition.** Expenditures to reimburse other educational agencies for instructional services to students residing within the legal boundaries described for the paying school district. (Used only with function 1000)

561 **Tuition to Other School Districts Within the State.** Tuition paid to other school districts within the state.

562	Tuition to Other School Districts Outside the State. Tuition paid to other school districts outside the state.
563	Tuition to Private Sources. Tuition paid to private schools.
564	Tuition to Educational Service Agencies Within the State. Tuition paid to agencies such as regional educational service centers for educational services to students.
565	Tuition to Educational Service Agencies Outside the State. Tuition paid to agencies such as regional educational service centers for educational services to students.
566	Tuition to Charter Schools. Tuition paid to charter schools for services provided in accordance with the established charter for that school.
567	Tuition to School Districts for Voucher Payments. Tuition paid to school districts for students using a state or local voucher program. School districts and state departments of education should use this code for all payments made to school districts for voucher programs.
569	Tuition-Other. Tuition paid to the state and other governmental organizations as reimbursement for providing specialized instructional services to students residing within the boundaries of the paying school district.

NOTE: So-called reverse state aid payments, which arise out of education finance equalization efforts, are not coded here. Rather, these should be established on the balance sheet or statement of net assets at the time taxes are levied as Due To State Government. (These amounts are not shown as revenues to the school district.)

570 **Food Service Management.** Expenditures for the operation of a local food service facility by other than employees of the school district. Included are contracted services, such as food preparation, associated with the food service operation. Direct expenditures by the school district for food, supplies, labor, and equipment would be charged to the appropriate object codes. (Used only with function 2100)

580 **Travel.** Expenditures for transportation, meals, hotel, and other expenditure/expenses associated with staff travel for the school district. Payments for per diem in lieu of reimbursements for subsistence (room and board) also are charged here. (Used with all functions except 5000)

581 **Travel - Teachers (Instructional Licensed Personnel)** Services supporting travel expenditures of licensed instructional personnel.

582 **Travel - Instructional Aides or Assistants (Non-Licensed Personnel).** Services supporting travel expenditures of non-licensed instructional personnel.

583 **Travel - Substitute Teachers.** Services supporting travel expenditures of substitute teachers.

584 **Travel - Licensed Administrative Personnel.** Services supporting travel expenditures of licensed administrative personnel.

585 **Travel - Non-Licensed Administrative Personnel.** Services supporting travel expenditures of non-licensed administrative personnel (example: transportation and food service managers).

586 **Travel - Other Licensed Personnel.** Services supporting travel expenditures of other licensed personnel - would include counselors, etc.

587 **Travel - Other Classified/Support Personnel.** Services supporting travel expenditures of other classified/support personnel.

588 **Travel - Retirees.** Services supporting travel expenditures of retirees.

589 **Travel - Non-Staff Individuals.** Services supporting travel expenditures of other individuals who are not staff such as interviewees for key positions.

590 **Intereducational, Interagency Purchased Services.** Purchased services other than those described above. **Any interdistrict payments other than tuition or transportation should be classified here.** This code identifies other payments for services made between a school district and other governmental entities. This code should be used so that all interdistrict payments can be eliminated when consolidating reports from multiple school districts at state and federal levels (when a question arises about whether to code such payments to the 300 series of objects or to this code). (Used primarily with function code 2000)

591 **Services Purchased From Another School District or Educational Services Agency **Within** the State.** Payments to another school district within the state for services rendered, other than tuition and transportation fees. Examples of such services are data processing, purchasing, nursing, and guidance. This code should be used so that all interdistrict payments can be eliminated when consolidating reports from multiple school districts at state and federal levels (when a question arises about whether to code such payments to the 300 series of objects or to this code). Charter School sponsorship fees are included in this object code.

592 **Services Purchased From Another School District or Educational Service Agency **Outside** the State.** Payments to another school district outside the state for services rendered, other than tuition and transportation fees. Examples of such services are data processing, purchasing, nursing, and guidance. This code should be used so that all interdistrict payments can be eliminated when consolidating reports from multiple school districts at state and federal levels (when a question arises about whether to code such payments to the 300 series of objects or to this code).

600 **Supplies.** Amounts paid for items that are consumed, are worn out, or have deteriorated through use or items that lose their identity through fabrication or incorporation into different or more complex units or substances. Refer to Appendix E for the criteria for distinguishing between a supply item and an equipment item. Equipment that has a cost lower than the **capitalization threshold of \$5,000**, should be coded in this series instead of to a 700 series code.

610 **General Supplies.** Expenditures for all supplies (other than those listed below) for the operation of a school district, including freight and cartage.

NOTE: A more thorough classification of supply expenditures is achieved by identifying the object with the function—for example, audiovisual supplies or classroom teaching supplies. (Used with all functions except 5000)

612 **Supplies/Equipment - **Non-information technology**** supplies and equipment of higher value but below the capitalization threshold. Information Technology items of higher value should be coded as object code 652.

620 **Energy.** Expenditures for energy, including gas, oil, coal, and gasoline, and for services received from public or private utility companies.

621 **Natural Gas.** Expenditures for gas utility services from a private or public utility company. (Used with functions 1000, 2610, and 3100)

622 **Electricity.** Expenditures for electric utility services from a private or public utility company. (Used with functions 1000, 2610, and 3100)

623 **Bottled Gas.** Expenditures for bottled gas, such as propane gas received in tanks. (Used with functions 1000, 2610, and 3100)

624 **Oil.** Expenditures for bulk oil normally used for heating. (Used with function 2610)

625 **Coal.** Expenditures for raw coal normally used for heating. (Used with function 2610)

626 **Gasoline.** Expenditures for gasoline purchased in bulk or periodically from a gasoline service station. (Used with functions 2650 and 2710)

629 **Other.** Expenditures for energy that cannot be classified in one of the foregoing categories.

630 **Food.** Expenditures for food used in the school food service program (Used with function 3100). Use object code 610 for food items used as part of instructional or support functions/programs.

640 **Books and Periodicals.** Expenditures for books and periodicals prescribed and available for general use, including reference books. This category includes the cost of workbooks, textbook binding or repairs, and textbooks that are purchased to be resold or rented. Also recorded here are the costs of binding or other repairs to school library books. (Used with all functions except 5000) **Use code 641 for textbooks.**

641 Textbooks. Books and periodicals used for instructional purposes. This code will be used to calculate textbook expenditures. Use with function code 1000.

650 Supplies-Information Technology-related. Information Technology-related supplies include supplies that are typically used in conjunction with technology-related hardware. Some examples are diskettes, parallel cables, printer cartridges, and monitor stands. (Used with all functions but primarily used with 2230 and 2580)

651 Supplies - Technology - Software. This includes software upgrades and software licensing fees.

652 Supplies/Equipment - Information Technology Related - Items of higher value but below the capitalization threshold. Non-Information technology items of higher value should be coded as object code 612.

653 Web-based and similar programs. For Web-based instructional curriculum, use function 1000.

700 Property. Expenditures for acquiring capital assets, including land, existing buildings, existing infrastructure assets, and equipment. Equipment that has a cost higher than or equal to the school district's **capitalization threshold of \$5,000**, should be coded in this series instead of to a 600 series code. If below the capitalization threshold, code to 612, 652 or other appropriate 600 series code.

710 Land and Land Improvements. Expenditures for the purchase of land and the improvements thereon. Purchases of air rights, mineral rights, and the like are included here. Also included are special assessments against the school district for capital improvements such as streets, curbs, and drains. Not included here, but generally charged to objects 450 or 340 as appropriate, are expenditures for improving sites and adjacent ways after acquisition by the school district. (Used with functions 4100, 4200, and 4600)

720 Buildings. Expenditures for acquiring existing buildings. Included are expenditures for installment or lease payments (except interest) that have a terminal date and result in the acquisition of buildings, except payments to public school housing authorities or similar agencies. Expenditures for the contracted construction of buildings, for major permanent structural alterations, and for the initial or additional installation of heating and ventilating systems, fire protection systems, and other service systems in existing buildings are recorded under object 450. Buildings built and alterations performed by the school district's own staff are charged to objects 100, 200, 610, and 730, as appropriate. This code is used with governmental funds only. (Used with function 4500 only)

730 Equipment. Expenditures for the initial, additional, and replacement items of equipment, such as machinery, furniture and fixtures, and vehicles. If below the capitalization threshold, code to 612 or 652.

731 Machinery. Expenditures for equipment usually composed of a complex combination of parts (excluding vehicles). Examples are lathes, drill press, and printing presses. (Usually used with functions 1000 and 2600)

732 Vehicles. Expenditures for equipment used to transport persons or objects. Examples are automobiles, trucks, buses, station wagons, and vans. (Usually used with functions 2650 and 2700)

733 Furniture and Fixtures. Expenditures for equipment used for sitting; as a support for writing and work activities; and as storage space for material items. (Used with all functions, except 5000)

734 Technology-Related Hardware. Expenditures for technology-related equipment and technology infrastructure. These costs include those associated with the purchase of network equipment, servers, PCs, printers, other peripherals, and devices. Equipment that has a cost lower than the school district's capitalization threshold should be coded to object code 652, Supplies-Technology-Related. (Used with all functions but primarily used with 2230 and 2580)

735 **Technology Software.** Expenditures for purchased software used for educational or administrative purposes that exceed the capitalization threshold. Software costs that are below the school district's capitalization threshold should be coded to object code 651, Supplies-Technology-Related. (Used with all functions but primarily used with 1000, 2230 and 2580)

739 **Other Equipment.** Expenditures for all other equipment not classified elsewhere in the 730 object series.

740 **Infrastructure.** Expenditures for purchased infrastructure assets by the school district. These items include water/sewer systems, roads, bridges, and other assets that have significantly longer useful lives than other capital assets. (Used with functions 4000 only but primarily used with functions 4200 and 4600)

790 **Depreciation.** The portion of the cost of a capital asset that is charged as an expense during a particular period. In accounting for depreciation, the cost of a capital asset, less any salvage value, is apportioned over the estimated service life of such an asset, and each period is charged with a portion of such cost. Through this process, the cost of the asset is ultimately charged off as an expense. (Used with all functions, except 5000)

800 Debt Service and Miscellaneous. Amounts paid for goods and services not otherwise classified above.

810 **Dues and Fees.** Expenditures or assessments for membership in professional or other organizations (primarily staff), as well as selected student fees paid for items such as entry fees to contests. (Used with functions 1000 and 2000) Also include permits required for school operations such as health permits, safety permits and occupancy permits. **Use object code 351 for fees paid to vendors** for student testing. Tuition expenditures are reported in objects 540 through 549

820 **Judgments Against the School District.** Expenditures from current funds for all judgments (except as indicated below) against the school district that are not covered by liability insurance, but are of a type that might have been covered by insurance. Only amounts paid as the result of court decisions are recorded here. Judgments against the school district resulting from failure to pay bills or debt service are recorded under the appropriate expenditure accounts as though the bills or debt service had been paid when due. (Used only with function 2310)

830 **Debt-Related Expenditures/Expenses.**

831 **Redemption of Principal.** Expenditures to retire bonds (including current and advance refundings) and long-term loans. (Used only with function 5000)

832 **Interest.** Expenditures for interest on bonds or notes - short term and long term

833 **Amortization of Bond Issuance and Other Debt-Related Costs.** Expenses in connection with the amortization of bond and other debt issuance costs, including lease-purchase debt issuance costs. Included are amortized deferred gain and loss amounts in connection with the defeasance of bonds. This code is used in Proprietary and Fiduciary funds only. (Used only with function 5000)

834 **Amortization of Premium and Discount on Issuance of Bonds.** Expenses amortized as debt premium and/or discount in connection with the issuance of debt. This account is used in Proprietary and Fiduciary funds only.

NOTE: An additional account (revenue object code 6200) has been established for accounting for the amortization of debt premiums such that districts may report premium and discount amortization separately as required in certain states (or where only credits may be reported for revenue codes and only debits for expenditure codes). However, account 834 may be used to record all discount and premium amortization (reported as a contra revenue). (Used only with function 5000)

890 **Miscellaneous Expenditures.** Amounts paid for goods or services not properly classified in one of the objects included above.

- 891 Contingency Funds. These are funds set aside for events that may occur in the future, particularly an unforeseen emergency. Primarily used for budgets.
- 892 Penalties and Interest. Penalties and interest related to late filing of reports or other required material and NOT debt related activities or judgments. Include other miscellaneous penalties and interest that would not be included in any other category - see object code 832.
- 893 Indirect Costs. Costs that have been incurred for common or joint purposes. These costs benefit more than one cost objective and cannot be readily identified with a particular final cost objective without effort disproportionate to the results achieved. Indirect costs are normally charged to Federal awards by the use of an indirect cost rate. NOTE: Indirect cost rates must be approved in advance by the Nevada Department of Education.

900 Other Items. Used to classify transactions that are not properly recorded as expenditures/expenses but require control and reporting by the school district.

910 **Fund Transfers Out.** Includes all transactions conveying financial resources from one fund to another within the district.

920 **Payments to Escrow Agents** for Defeasance of Debt. (Used only with function 5000)

930 **Net Decreases in the Fair Value of Investments.** Losses recognized from the sale of investments or changes in the fair value of investments. Losses represent the excess of the cost or any other basis at the date of sale (or valuation) over sales value (or fair value). For financial reporting purposes, GASB Statement 31 requires that all investment income, including changes in the fair value of investments, be reported as revenue in the operating statement.

Note: Account 930 has been established for investment losses so that districts may report gains or losses separately as required in certain states (or where only credits may be reported for revenue codes and only debits for expenditure codes). However, account 1530 may be used to record all investment gains or losses (reported as a contra revenue).

931 **Realized Losses on Investments.** Losses recognized from the sale of investments. Losses represent the excess of the cost or any other basis at the date of sale over sales value. For financial reporting purposes, the net of all realized and unrealized investment gains and losses should be reported as a single line in the financial statements; however, this account and the following account may be used for internal tracking purposes.

932 **Unrealized Losses on Investments.** Losses recognized from changes in the value of investments. Losses represent the excess of the cost or any other basis at the date of valuation over fair value. For financial reporting purposes, the net of all realized and unrealized investment gains and losses should be reported as a single line in the financial statements; however, this account and the previous account may be used for internal tracking purposes.

940 **Losses on the Sale of Capital Assets.** The excess of book value of the capital assets sold over the amount received. This account is used in Proprietary and Fiduciary funds only and the statement of activities. Revenue account 5300 is used for Governmental funds.

Note: This account has been established for accounting for losses from capital asset sales such that districts may report gains or losses separately as required in certain states (or where only credits may be reported for revenue codes and only debits for expenditure codes). However, account 1930 may be used to record all gains or losses on these sales (reported as a contra revenue).

950 **Special Items.** Used to classify special items in accordance with GASB Statement 34. Included are transactions or events within the control of the school district administration that are either unusual in nature or infrequent in occurrence. For some districts, this may include termination benefits resulting from workforce reductions or costs in connection with an early retirement program offered to all employees represented in one or more classes of employees. Special items also include events that are not within the control of the district. In the governmental funds, these items should be separately captioned or disclosed.

960 **Extraordinary Items.** Used to classify items in accordance with APB Opinion No. 30 that are transactions or events that are **both** unusual in nature and infrequent in occurrence. For some districts, this includes significant costs related to a natural disaster caused by fire, flood, tornado, hurricane, or hail storm or costs related to an environmental disaster. *A contingency fund may be set up for this type of event or emergency.*

990 **Ending Fund Balance.** Three primary types are for designated funds, reserved funds and unreserved funds. Use one of the codes below as applicable.

997 Ending Fund Balance - Designated Fund Balance. Internal fund designated by the governing body. An example would be a Rainy Day fund.

998 Ending Fund Balance - Reserved Fund Balance. Reserved funds which are externally mandated or encumbered.

999 Ending fund balance - Unreserved Fund Balance

updated 2/28/2013

added 2/28/2013

Added 3/12/2013

Updated 4/2/12

PW = 2017387