

System Administration
4300 South Maryland Parkway
Las Vegas, NV 89119-7530
Phone: 702-889-8426
Fax: 702-889-8492



System Administration
2601 Enterprise Road
Reno, NV 89512-1666
Phone: 775-784-4901
Fax: 775-784-1127

January 23, 2018

Richard Combs, Director
Legislative Counsel Bureau
401 S. Carson Street
Carson City, Nevada 89701-4747

Subject: NRS 396.542

Dear Mr. Combs,

Sub-section 3 of Nevada Revised Statute 396.542 requires the Nevada System of Higher Education (NSHE) to provide a report by February 1 of each year on differential program fees. That report is attached and includes the following information:

1. The demand for each academic program and major;
2. The costs of providing each academic program and major; and
3. A schedule of all tuition charges and registration fees assessed for each academic program and major.

On a separate but related note, the Board of Regents has approved other differential program fees that are not yet implemented. For your information I have included a schedule and implementation timeline for all approved fees.

Please contact me if you have any questions.

Sincerely,

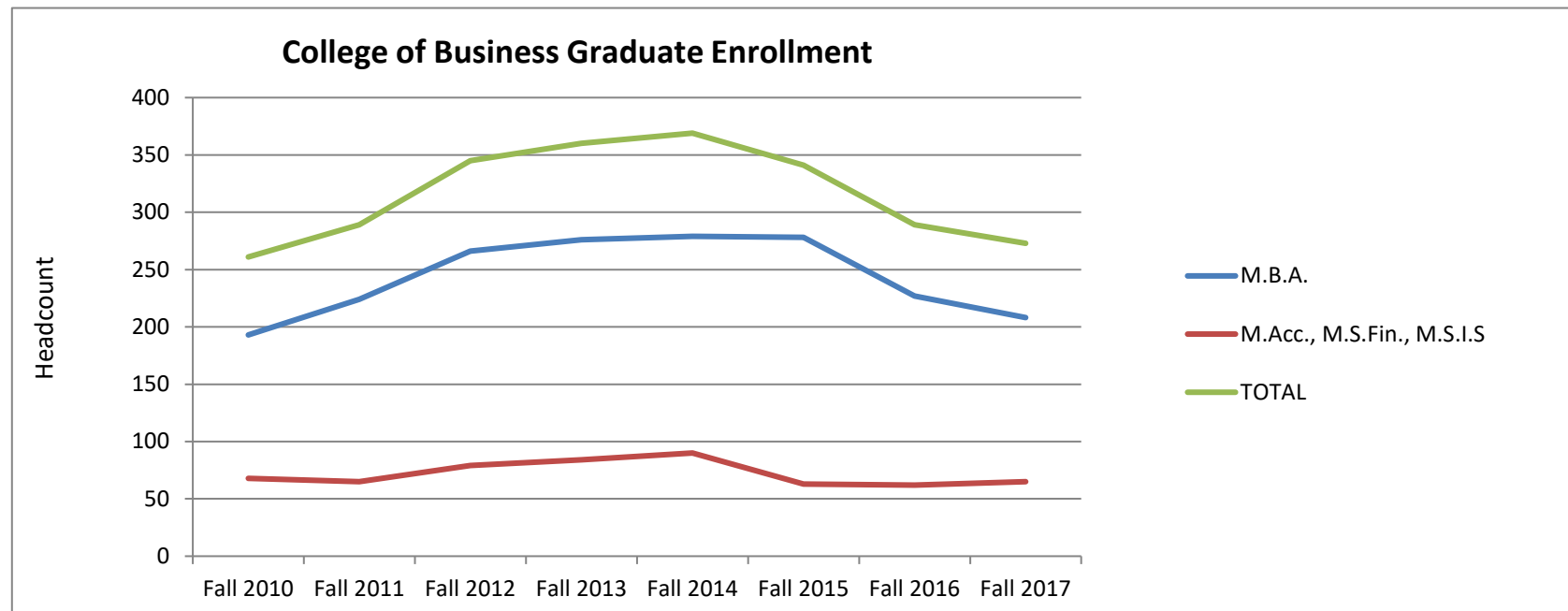
Chet Burton
Chief Financial Officer

ATTACHMENT

- C: Brody Leiser, Senior Program Analyst, Fiscal Analysis Division, LCB
Jim Wells, Director, Administration, Governor's Finance Office, Budget Division
Tiffany Greenameyer, Executive Branch Budget Officer 1, Governor's Finance Office, Budget Division
Thom Reilly, Chancellor, Nevada System of Higher Education

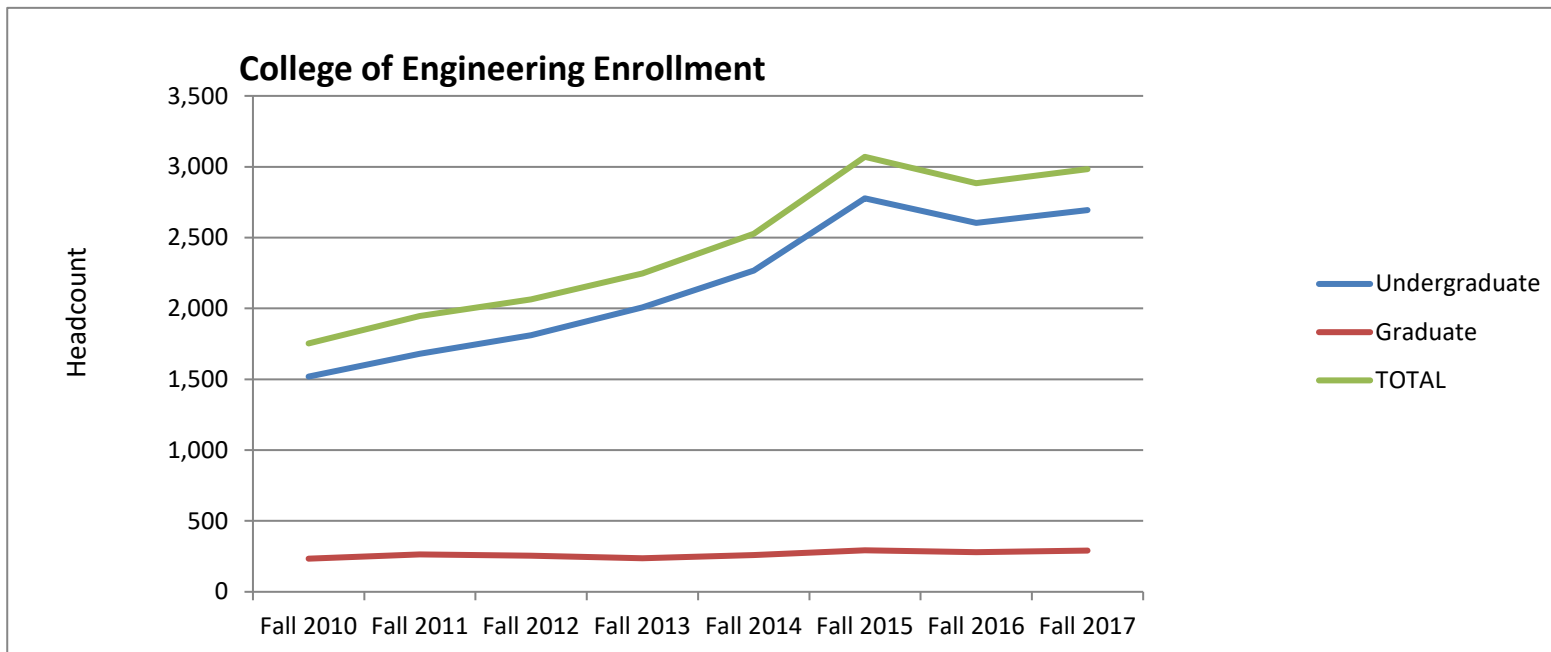
UNR - College of Business Graduate Enrollment

Program	Fall 2010	Fall 2011	Fall 2012	Fall 2013	Fall 2014	Fall 2015	Fall 2016	Fall 2017	Percent Increase
M.B.A.	193	224	266	276	279	278	227	208	7.8%
M.Acc., M.S.Fin., M.S.I.S	68	65	79	84	90	63	62	65	-4.4%
TOTAL	261	289	345	360	369	341	289	273	4.6%
UNR Enrollment	17,679	18,004	18,227	18,776	19,934	20,898	21,353	21,657	22.5%



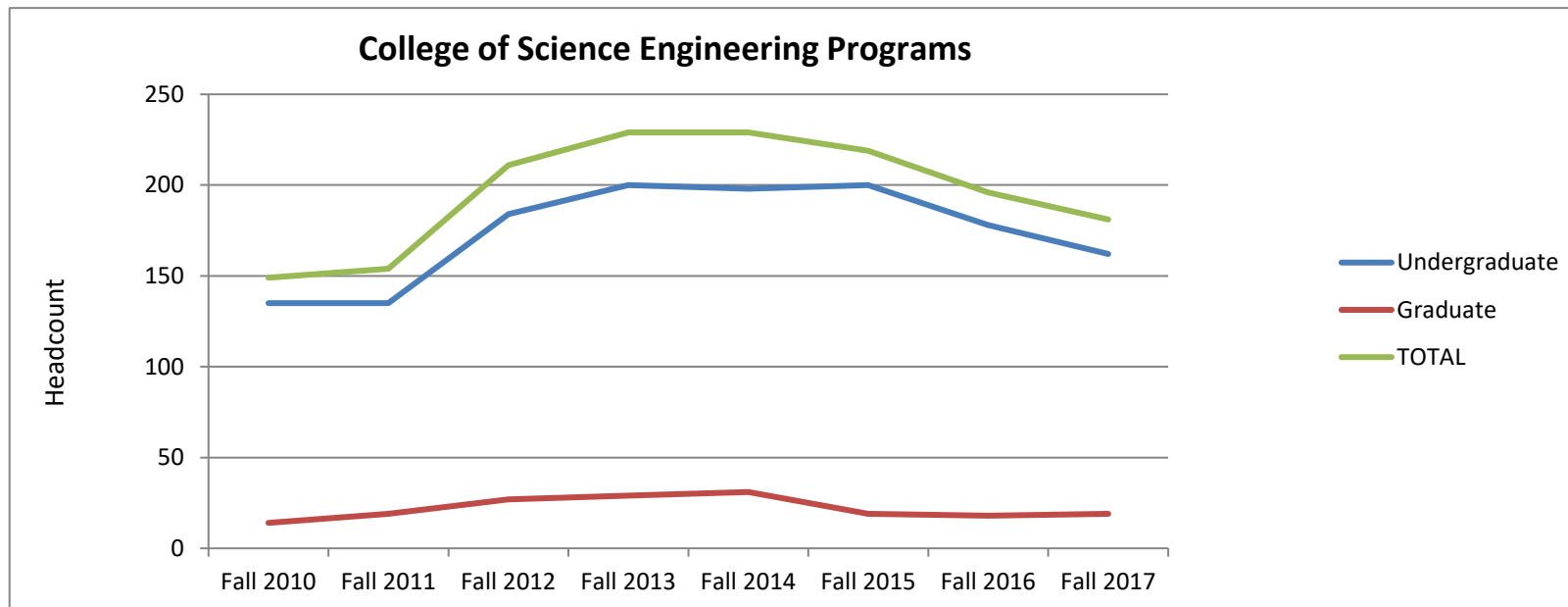
UNR - College of Engineering Enrollment

	Fall 2010	Fall 2011	Fall 2012	Fall 2013	Fall 2014	Fall 2015	Fall 2016	Fall 2017	Percent Increase
Undergraduate	1,519	1,681	1,810	2,008	2,268	2,777	2,604	2,694	77.4%
Graduate	234	265	255	238	259	293	280	290	23.9%
TOTAL	1,753	1,946	2,065	2,246	2,527	3,070	2,884	2,984	70.2%
UNR Enrollment	17,679	18,004	18,227	18,776	19,934	20,898	21,353	21,657	22.5%



UNR - College of Science Engineering Programs

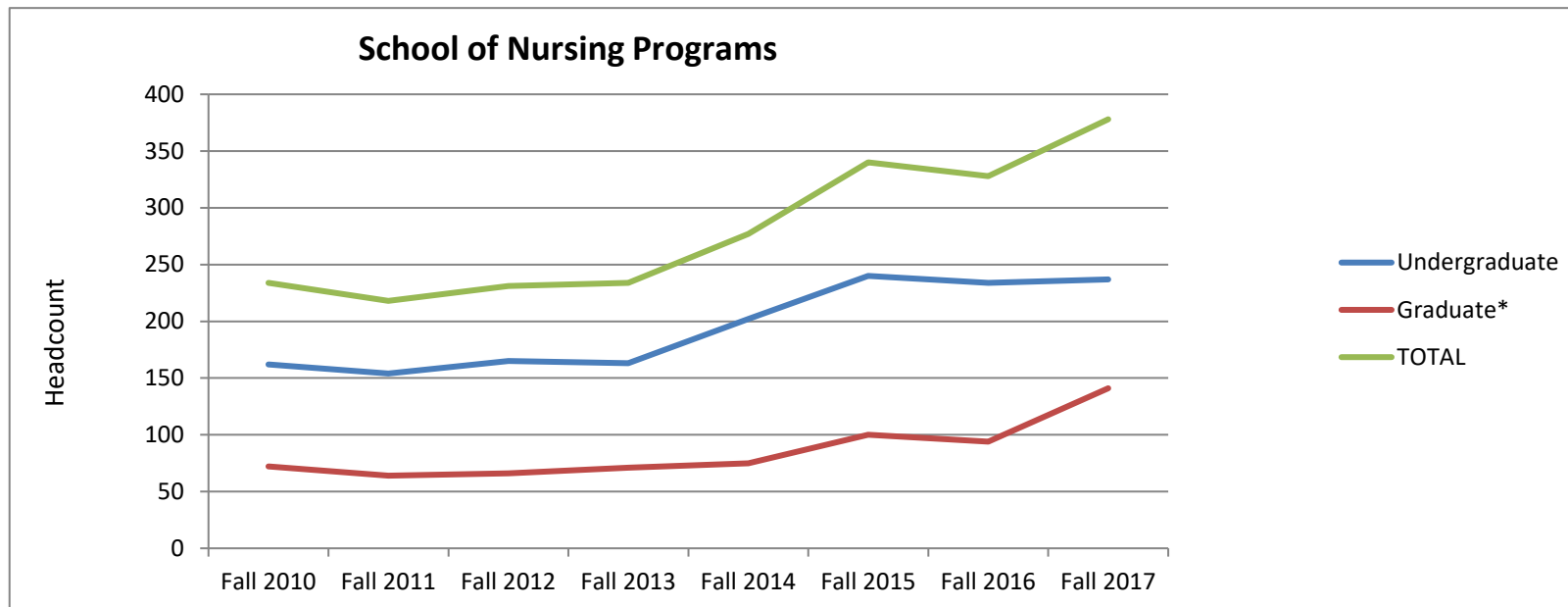
	Fall 2010	Fall 2011	Fall 2012	Fall 2013	Fall 2014	Fall 2015	Fall 2016	Fall 2017	Percent Increase
Undergraduate	135	135	184	200	198	200	178	162	20.0%
Graduate	14	19	27	29	31	19	18	19	35.7%
TOTAL	149	154	211	229	229	219	196	181	21.5%
UNR Enrollment	17,679	18,004	18,227	18,776	19,934	20,898	21,353	21,657	22.5%



UNR - Orvis School of Nursing Programs

	Fall 2010	Fall 2011	Fall 2012	Fall 2013	Fall 2014	Fall 2015	Fall 2016	Fall 2017	Percent Increase
Undergraduate	162	154	165	163	202	240	234	237	46.3%
Graduate*	72	64	66	71	75	100	94	141	95.8%
TOTAL	234	218	231	234	277	340	328	378	61.5%
UNR Enrollment	17,679	18,004	18,227	18,776	19,934	20,898	21,353	21,657	22.5%

*Excludes Doctor of Nursing Practice prior to Fall 2017



UNIVERSITY OF NEVADA, RENO
FISCAL YEAR 2017

SUMMARY OF FEES	<u>UNDERGRADUATE</u>	<u>GRADUATE</u>
Registration Fee	\$ 207.25	\$ 264.00
Surcharge Fee	\$ -	\$ -
ASUN Fee	\$ 5.00	\$ -
Technology Fee	\$ 7.00	\$ 7.00
Total Registration Fees	\$ 219.25	\$ 271.00
Mandatory Fees		
Health Center (enrolled 6 credits or more)	\$ 93.00	\$ 93.00
Counseling Services (enrolled 6 credits or more)	\$ 35.00	\$ 35.00
Academic Success Fee	\$ 25.00	\$ 5.00
Performing Arts Fee	\$ 5.00	\$ 5.00
Student Union Fee (UG 3cr or less \$25 Grad 6 or less \$49)	\$ 94.00	\$ 97.00
New E.L. Wiegand Facility Fee (fee increase in spring 2017)	\$ 45.00	\$ -
Total Mandatory Fees	\$ 297.00	\$ 235.00
Differential Fees		
Engineering Differential per Credit Fee	\$ 85.00	\$ 100.00
School of Business Differential per Credit Fee	\$ -	\$ 100.00
Nursing Differential Fee	\$ 156.75	\$ 239.50
Total Differential Fees	\$ 241.75	\$ 439.50
Western Undergraduate Exchange (per Credit Hour)	\$ 103.63	\$ -
Non-Resident Tuition (per Semester)	\$ 6,955.00	\$ 6,955.00

UNIVERSITY OF NEVADA RENO

ENGINEERING DIFFERENTIAL FEES

ACCOUNT	ACCOUNT TITLE	BAL FORWARD	FEE INCOME	TRAN IN	TRAN OUT	PROF SALARIES	GRAD WAGES	WAGES	FRINGE	OPERATING	TRAVEL	EQUIPMENT	FIN AID/SCHOLAR	TUITION & FEES	ENDING BAL
1201-117-002A	Differential Fee Income -Dean	103,781.77	1,146,067.13	-	30,502.25	515,378.81	83,690.60	115,951.97	162,411.41	194,448.99	1,020.45	100,999.57	-	18,630.07	26,814.78
1201-117-0203	Differential Fee Income -CHE/MSI	10,516.27	85,737.98	-	-	9,361.56	14,500.00	632.50	4,822.65	45,902.37	3,539.12	7,273.35	-	1,750.74	8,471.96
1201-117-1050	Differential Fee Income -CEE	32,062.98	253,641.38		-	6,117.66	101,459.09	11,933.61	14,536.73	87,567.37	7,832.90	41,543.68	-	16,833.95	(2,120.63)
1201-117-2038	Differential Fee Income -BME/EE	2,134.27	93,611.92	-	-	12,364.86	-	-	3,965.52	46,906.09	-	28,236.24	-	-	4,273.48
1201-117-3029	Differential Fee Income -ME	7,983.03	259,809.52	28,502.25		120,604.62	-	64,483.22	34,510.31	61,865.96	2,327.27	6,750.00	-	-	5,753.42
1201-117-6016	Differential Fee Income -CPE/CS	23,736.25	271,838.08	-	-	95,971.33	34,000.00	40,637.50	29,902.98	51,087.06	-	17,447.00		5,143.70	21,384.76
TOTALS		180,214.57	2,110,706.01	28,502.25	30,502.25	759,798.84	233,649.69	233,638.80	250,149.60	487,777.84	14,719.74	202,249.84	-	42,358.46	64,577.77

SCIENCE DIFFERENTIAL FEES

ACCOUNT	ACCOUNT TITLE	BAL FORWARD	FEE INCOME	TRAN IN	TRAN OUT	PROF SALARIES	GRAD WAGES	WAGES	FRINGE	OPERATING	TRAVEL	EQUIPMENT	FIN AID/SCHOLAR	TUITION & FEES	ENDING BAL
1201-114-0011	Differential Fee Income -GE	23,670.78	64,128.25	-	-	-	17,000.00	-	4,827.80	35,896.93	1,027.60	9,569.42	-	4,489.06	14,988.22
1201-114-0012	Differential Fee Income -MINE	27,177.52	63,869.00	-	-	20,852.71	40,570.00	1,649.00	6,139.79	2,553.06	2,812.55	-	-	6,711.22	9,758.19
TOTALS		50,848.30	127,997.25	-	-	20,852.71	57,570.00	1,649.00	10,967.59	38,449.99	3,840.15	9,569.42	-	11,200.28	24,746.41

BUSINESS DIFFERENTIAL FEES

ACCOUNT	ACCOUNT TITLE	BAL FORWARD	FEE INCOME	TRAN IN	TRAN OUT	PROF SALARIES	GRAD WAGES	WAGES	FRINGE	OPERATING	TRAVEL	EQUIPMENT	FIN AID/SCHOLAR	TUITION & FEES	ENDING BAL
1201-116-001A	Business Differential Fees	20,043.70	397,460.00	-	66,750.00	205,317.86	29,749.92	-	50,987.83	34,239.07	-	-	-	5,892.21	24,566.81
1201-116-0115	Differential Fee Income -MACC	34,503.57	-	29,750.00	-	15,999.97	17,000.00	-	3,062.82	10,537.50	-	-	-	1,683.40	15,969.88
1201-116-0116	Differential Fee Income -MSIS	13,034.39	-	17,000.00	-	4,500.00	5,100.00	2,880.00	261.45	2,630.00	-	-	-	-	14,662.94
TOTALS		67,581.66	397,460.00	46,750.00	66,750.00	225,817.83	51,849.92	2,880.00	54,312.10	47,406.57	-	-	-	7,575.61	55,199.63

NURSING DIFFERENTIAL FEES

ACCOUNT	ACCOUNT TITLE	BAL FORWARD	FEE INCOME	TRAN IN	TRAN OUT	PROF SALARIES	CLASSIFIED	WAGES	FRINGE	OPERATING	TRAVEL	EQUIPMENT	FIN AID/SCHOLAR	TUITION & FEES	ENDING BAL
1201-122-1012	Nurs Differential Fees Income	209,628.94	1,481,354.08	11,400.00	88,200.00	696,947.43	10,192.17	-	192,354.18	17,173.60	-	-	-	-	697,515.64

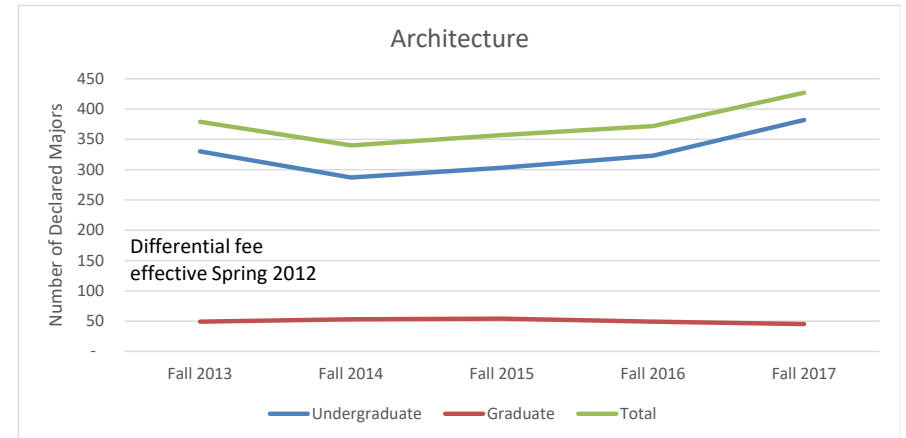
UNLV - Differential Fees

Data reflects declared majors per program and does not include students who are paying differential fees as a result of taking service credits.
prepared 12/18/2017 for FY17 report due to NSHE 1/12/18

Architecture

	Fall 2013	Fall 2014	Fall 2015	Fall 2016	Fall 2017
Undergraduate	330	287	303	323	382
Graduate	49	53	54	49	45
Total	379	340	357	372	427

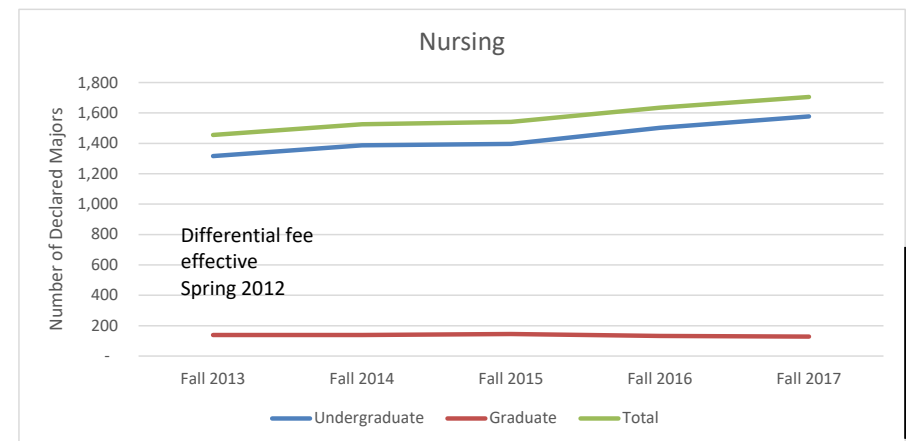
The downward trend for enrollment in the undergraduate Architecture program is leveling off and was taking place prior to the implementation of the differential fee. The enrollment has rebounded and is trending upward.



Nursing

	Fall 2013	Fall 2014	Fall 2015	Fall 2016	Fall 2017
Undergraduate	1,316	1,386	1,396	1,502	1,577
Graduate	139	139	145	133	128
Total	1,455	1,525	1,541	1,635	1,705

UNLV's Undergraduate Nursing major have increased each year for the last 5 years. The Graduate Nursing major has been relatively stable over the last five years.



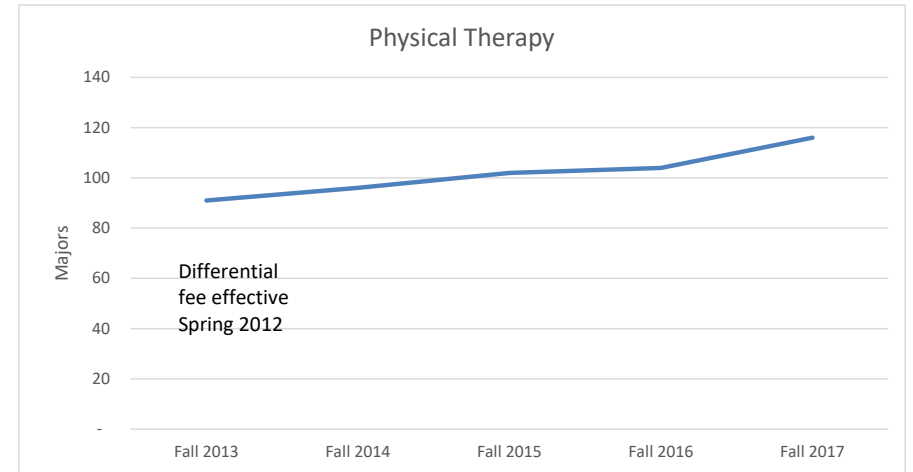
UNLV - Differential Fees

Data reflects declared majors per program and does not include students who are paying differential fees as a result of taking service credits.
prepared 12/18/2017 for FY17 report due to NSHE 1/12/18

Physical Therapy

	Fall 2013	Fall 2014	Fall 2015	Fall 2016	Fall 2017
Graduate	91	96	102	104	116

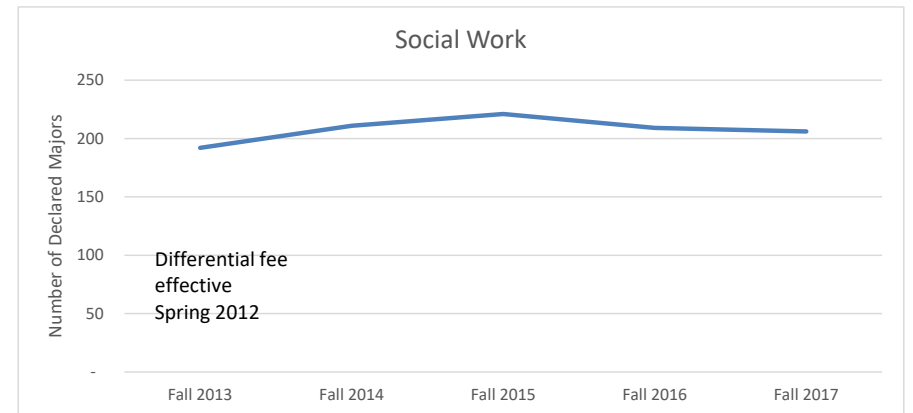
Physical Therapy is a graduate only program and enrollment is expected to continue to increase, especially since a Ph.D. is required for licensure in the future.



Social Work

	Fall 2013	Fall 2014	Fall 2015	Fall 2016	Fall 2017
Graduate	192	211	221	209	206

This is the Master of Social Work degree program at UNLV. There is a fairly constant number of majors in this program.



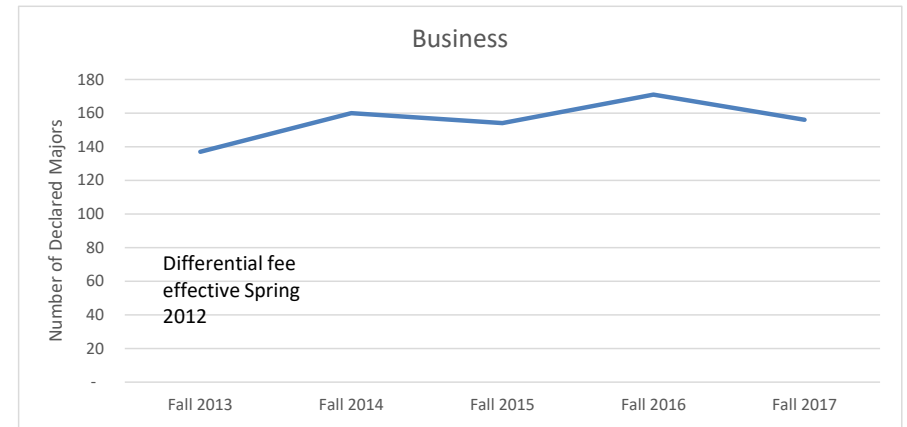
UNLV - Differential Fees

Data reflects declared majors per program and does not include students who are paying differential fees as a result of taking service credits.
prepared 12/18/2017 for FY17 report due to NSHE 1/12/18

Business

	Fall 2013	Fall 2014	Fall 2015	Fall 2016	Fall 2017
Graduate	137	160	154	171	156

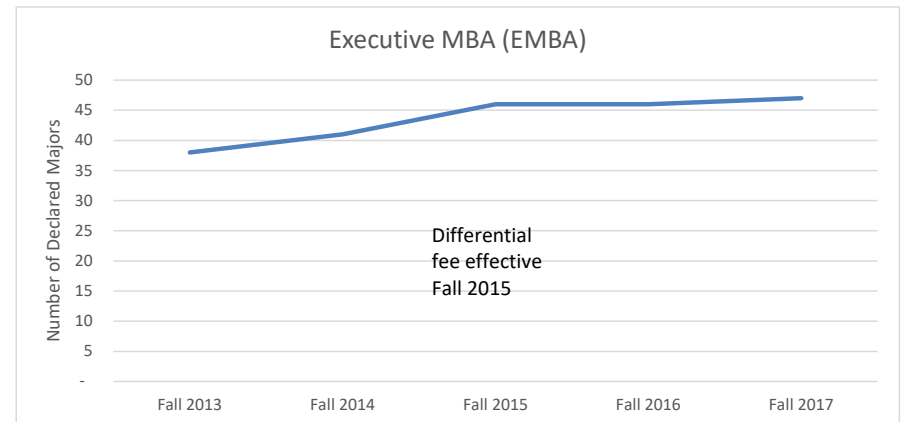
The graduate Business degrees are high demand programs because it is a good investment for students in terms of expected career earnings after graduation. The Business differential fee was approved by the Board at their April 8, 2011 Special Board meeting.



Executive MBA (EMBA)

	Fall 2013	Fall 2014	Fall 2015	Fall 2016	Fall 2017
Graduate	38	41	46	46	47

The EMBA program was established in FY02 as a self supporting program; at that time, differential fees were not an option. At the March 6-7, 2014 meeting, the Board approved converting the EMBA degree program to state support and approved a \$236 per credit differential fee. This action was implemented in the Fall 2015 semester, so there were no collections of EMBA differential fees in FY15.



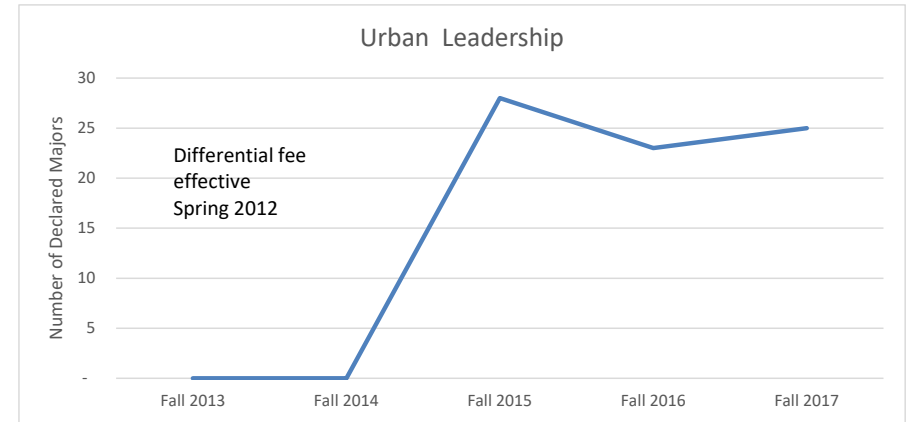
UNLV - Differential Fees

Data reflects declared majors per program and does not include students who are paying differential fees as a result of taking service credits.
prepared 12/18/2017 for FY17 report due to NSHE 1/12/18

Urban Leadership

	Fall 2013	Fall 2014	Fall 2015	Fall 2016	Fall 2017
Graduate	-	-	28	23	25

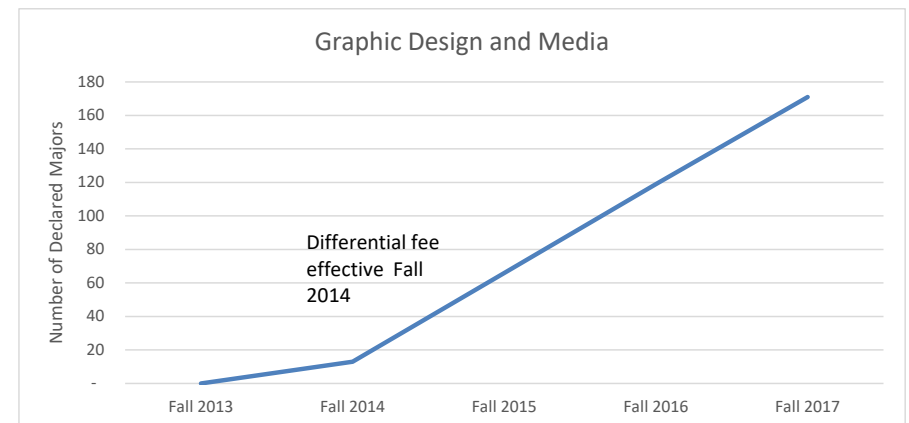
Although the Urban Leadership differential fee was approved for the Spring 2012 semester, there were significant curriculum revisions as the program transitioned from the College of Education. No courses were offered until January 2015, so the program collected FY15 differential fees for half of the fiscal year. Per agenda item BOR-30 from the December 2016 Board meeting, the MA Urban Leadership program - Educational Leadership strand (UL-EL) has been phased out and UNLV's MEd in Educational Policy and Leadership degree will begin instruction in the January 2017 semester with a \$236 per credit differential fee.



Graphic Design and Media

	Fall 2013	Fall 2014	Fall 2015	Fall 2016	Fall 2017
Undergraduate	-	13	66	119	171

The differential fee for the BS Graphic Design and Media program was approved by the Board of Regents at their December 5-6, 2013 meeting to take effect in the Fall 2014 semester. At that time, the demand was stated as students enrolled in the Graphic Design sub-plan. The BS Graphic Design program started in the Fall 2014, and that is why only four years of data is shown here.



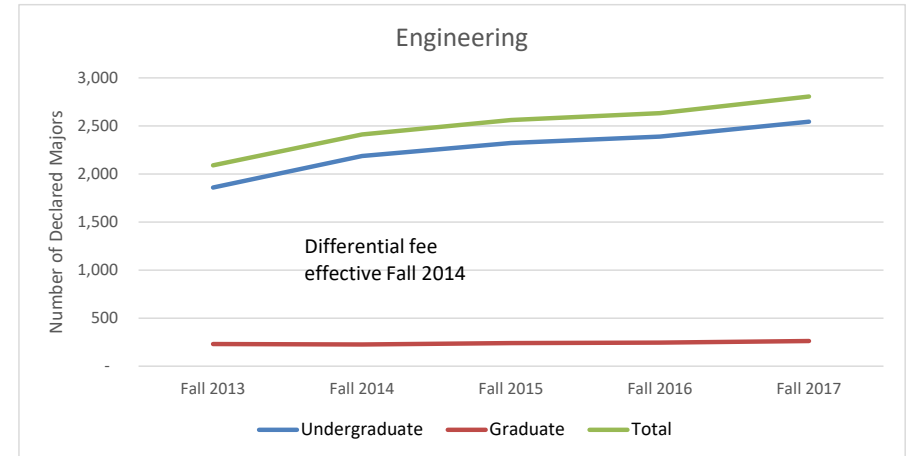
UNLV - Differential Fees

Data reflects declared majors per program and does not include students who are paying differential fees as a result of taking service credits.
prepared 12/18/2017 for FY17 report due to NSHE 1/12/18

Engineering

	Fall 2013	Fall 2014	Fall 2015	Fall 2016	Fall 2017
Undergraduate	1,859	2,186	2,322	2,388	2,544
Graduate	231	226	240	246	262
Total	2,090	2,412	2,562	2,634	2,806

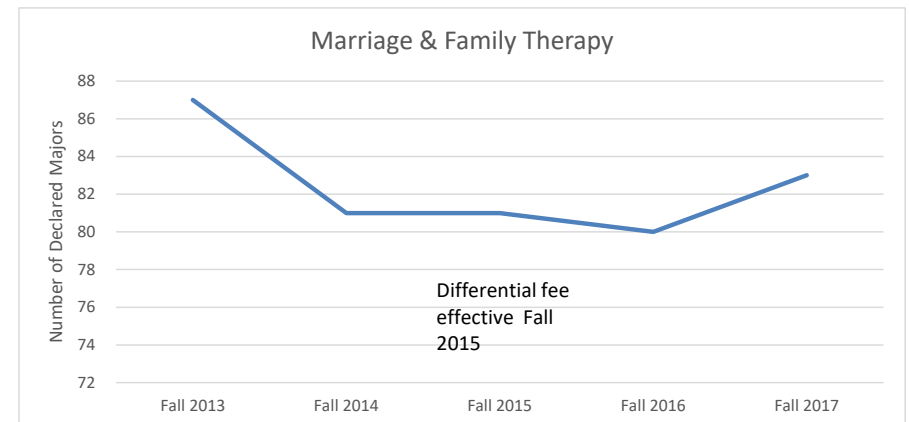
Differential fees for Engineering were approved by the Board at their December 5-6, 2013 meeting. As part of this action, all special course fees for courses level 300 and above were eliminated. Enrollments have steadily increased year over year.



Marriage & Family Therapy

	Fall 2013	Fall 2014	Fall 2015	Fall 2016	Fall 2017
Graduate	87	81	81	80	83

The Marriage and Family Therapy (MFT) program was converted from a State supported to a self supporting program effective Spring 2010. At that time, differential fees were not an option. At the March 6-7, 2014 meeting, the Board approved converting the MFT degree program to State support and approved a \$177.50 per credit differential fee. This action was implemented in the Fall 2015 semester. Effective September 2017, Marriage & Family Therapy was renamed to Couple and Family Therapy.



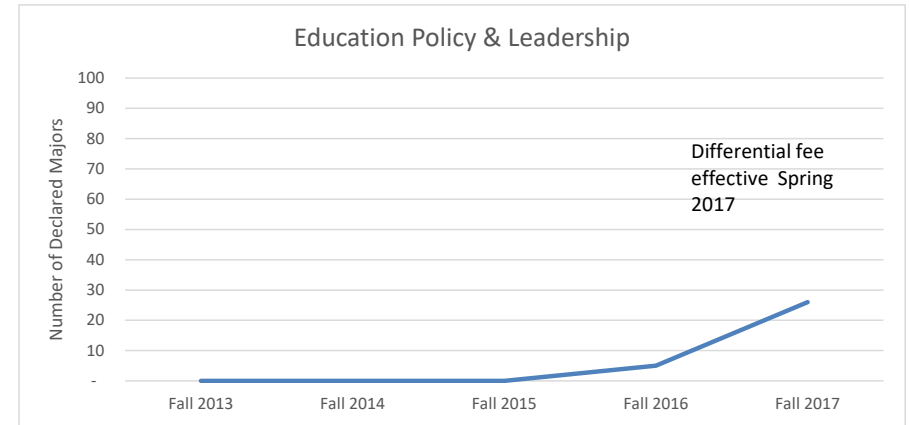
UNLV - Differential Fees

Data reflects declared majors per program and does not include students who are paying differential fees as a result of taking service credits.
prepared 12/18/2017 for FY17 report due to NSHE 1/12/18

Education Policy & Leadership

	Fall 2013	Fall 2014	Fall 2015	Fall 2016	Fall 2017
Graduate	-	-	-	5	26

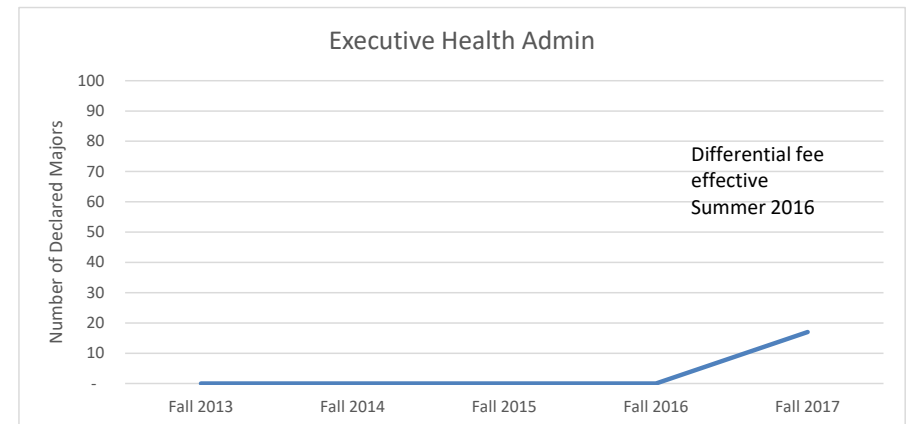
The differential fee for the Education Policy & Leadership program was approved by the Board of Regents at their December 1-2, 2016 meeting. Per the agenda item, the MA Urban Leadership program - Educational Leadership strand (UL-EL) has been phased out and UNLV's MEd in Educational Policy and Leadership degree began instruction in January 2017.



Executive Health Admin (MHA)

	Fall 2013	Fall 2014	Fall 2015	Fall 2016	Fall 2017
Graduate	-	-	-	-	17

The differential fee for the Executive Health Admin program was approved by the Board of Regents at their March 3-4, 2016 meeting to take effect in the Summer 2016 semester. The Executive Health Admin program started in the Fall 2017, and that is why only one year of data is shown here.



UNLV - Fees for Programs with Differential Fees - Fees in effect for FY17

Response to NSHE request dated 12/06/17: 3) Include a schedule of all tuition charges, registration fees assessed for each academic program and major

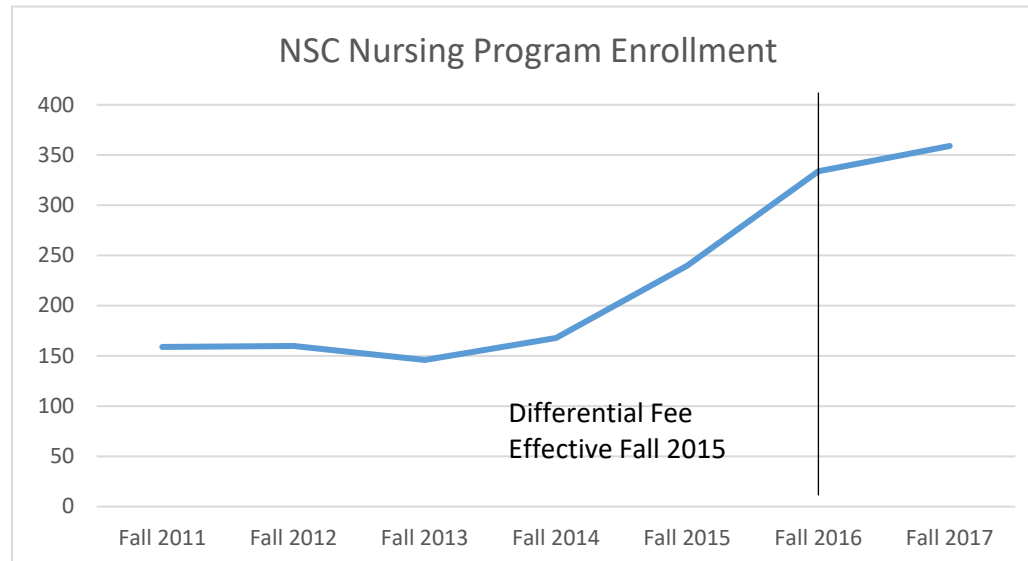
SB449 Section 2 (3) (c): Include a schedule of all tuition charges, registration fees, and other fees assessed for each academic program and major. The attached schedule shows all tuition, registration, and mandatory fees for full time students enrolled at the University of Nevada, Las Vegas. The registration, surcharge, student support, student association, and technology fees are assessed on a per credit hour basis. Other mandatory fees are assessed per semester to all full time students.

The Board of Regents approved differential fees for UNLV's upper division / graduate credits taken in Architecture, Business, Healthcare Administration, Nursing, Physical Therapy, Social Work, Urban Leadership, Engineering (effective fall 2014), Graphic Design and Media (effective fall 2014), Executive MS in Health Administration (effective Summer 2016), and Educational Policy & Leadership (effective Spring 2017).

Differential fees are assessed on a per credit hour basis.

	Undergraduate	Graduate	Notes
Registration Fee	207.25	264.00	
Student Support Fee	1.00	5.00	
Student Association Fee	1.97	-	
Technology Fee	4.00	4.00	
iNtegrate Fee	3.00	3.00	
Total Registration & other mandatory per credit fees	217.22	276.00	
Study Abroad Education Fee	2.00	2.00	
Rebel Recycling Fee	1.00	1.00	
Student Health Fee	72.00	72.00	
Student Life Facilities Fee	173.00	173.00	
Graduate & Professional Student Assoc		18.00	
Graduate Health Insurance (9 credits or more) annual		2,449.66	Applies only if student does not have alternative coverage
Academic Success Initiatives	25.00		
Flat Mandatory Fees - Per Semester	273.00	2,715.66	
Differential Fees per credit			
Architecture	156.75	239.50	Course Level UG 300-400 and Graduate 500-700
Nursing	156.75	239.50	Course Level UG 300-400 and Graduate 500-700
Physical Therapy		239.50	Course Level Graduate 500-700
Social Work		125.00	Course Level Graduate 700
Business		100.00	Course Level Graduate 500-700
Executive MBA (effective Fall 2015)		236.00	Course Level Graduate 700
Urban Leadership		150.00	Course Level Graduate 700
Graphic Design (effective Fall 2014)	156.75		Course Level UG 300-400
Engineering (effective Fall 2014)	40.00	20.00	Course Level UG 300-400 and Graduate 600-700
Marriage & Family Therapy (effective Fall 2015)		177.50	Course Level Graduate 700 and above
Educational Policy & Leadership (effective Spring 2017)		175.00	Course Level Graduate 700
Executive Health Admin (MHA effective Summer 2016)		400.00	Course Level Graduate 700
Non-Resident Tuition			
Non-Resident Full Time Tuition per semester	6,955.00	6,955.00	
Non-Resident Part Time Tuition per credit	228.00	290.50	
Western Undergraduate Exchange (WUE) per credit	103.75		

Fall 2011	Fall 2012	Fall 2013	Fall 2014	Fall 2015	Fall 2016	Fall 2017
159	160	146	168	240	334	359



The admission to the pre-licensure program was able to triple in size as a result of the differential fee that began in the Fall 2015. As a result, the cohorts expanded from 16 to 48. The enrollment will continue to expand until all courses in both the full-time and part-time programs have 48 students in them. This is expected to occur in Fall 2022.

MANDATORY ENROLLMENT FEES (Per Credit Hour) FY2017

- | | |
|---|----------|
| • Registration Fees, NSC (undergraduate & Post baccalaureate) | \$146.75 |
| • Technology Fee | \$5.50 |
| • Student Success Fee | \$8.75 |

Total of Mandatory Fees	\$161.00
--------------------------------	-----------------

DIFFERENTIAL FEES (Per Credit Hour)

- | | |
|---|----------|
| • Differential Fee (All Nursing courses. Not applicable to RN to BSN Program) | \$141.75 |
|---|----------|

TOTAL FEES	\$302.75
-------------------	-----------------

NON-RESIDENT TUITION RATES (Applicable rates are assessed in addition to mandatory enrollment fees)

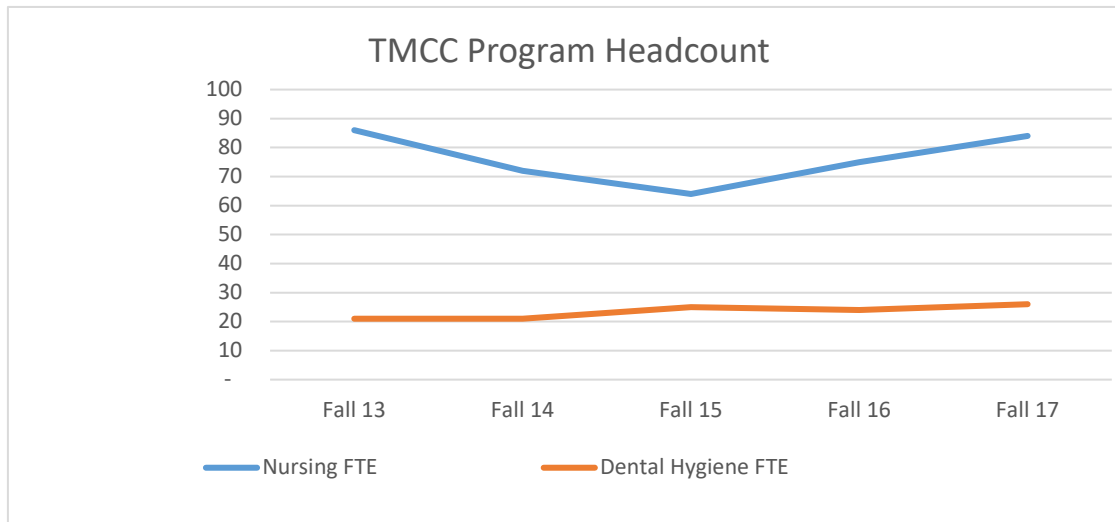
- | | |
|---|-------------------------|
| • Full-time Non-resident Tuition (Full-time non-resident tuition rates are assessed to students enrolled in 7 or more credits) | \$5,556.50 per semester |
| • Part-time** Non-resident Tuition, (undergraduate & Post baccalaureate. Part-time non-resident tuition rates are assessed to students enrolled in fewer than 7 credit) | \$161.50 per credit |
| • WUE Tuition, NSC (undergraduate & Post baccalaureate) | \$73.50 per credit |
-

		Transfers													
Account	Account Title	Bal Forward	Fee Income	In	Prof Salaries	LOA's	Classified	Wages	Benefits	Operating	Travel	Equipment	Scholarships	Trans Out	Ending Bal
5221 564 6290	NURSING DIFFERENTIAL FEE	305,451.89	1,226,272.77		572,549.54	183,552.50	49,347.71	43,164.00	191,947.22	49,180.03	30,671.33	-	-	195,750.00	215,562.33
5221 591 2835	NURSING DIFF FEE SCHOLARSHIPS	26,027.47	216,330.36										242,790.00		(432.17)

\$195,000 of the transfers out was moved to the Shadow Lane account that was funded from multiple sources to pay UNLV \$489,505 in FY2017 for the use of the nursing simulation center.
The remaining \$750 transfer was to the Center for Teaching and Learning Excellence for a faculty development event.

**TRUCKEE MEADOWS COMMUNITY COLLEGE
DIFFERENTIAL FEE PROGRAM ENROLLMENT**

	Fall 13	Fall 14	Fall 15	Fall 16	Fall 17
Nursing FTE	86	72	64	75	84
Dental Hygiene FTE	21	21	25	24	26
TMCC Enrollment FTE	6,246	6,135	6,360	6,103	5,980



The differential fee for nursing was put into place Fall 2014 to purchase lab materials and supplies and part-time faculty.

The differential fee for dental hygiene was put into place Fall 2016 and is used to pay instructor salary and fringe benefits.

10% of each fee is set aside for student financial aid.

**TRUCKEE MEADOWS COMMUNITY COLLEGE
FEES FOR PROGRAMS WITH DIFFERENTIAL FEES
FISCAL YEAR 2017**

SUMMARY OF FEES		UNDERGRADUATE
Registration Fee	\$	91.50
Technology Fee - Regular		4.00
Technology Fee - iNtegrate		1.50
Total Registration Fees (per credit)	\$	97.00
Nursing Differential Fee		60.00
Dental Hygiene Differential Fee		88.25
Total Fees (per credit)	\$	185.25

Non-Resident Tuition

Western Undergraduate Exchange (per Credit Hour)	\$	45.75
Non-Resident Tuition (per Semester)	\$	3,322.50

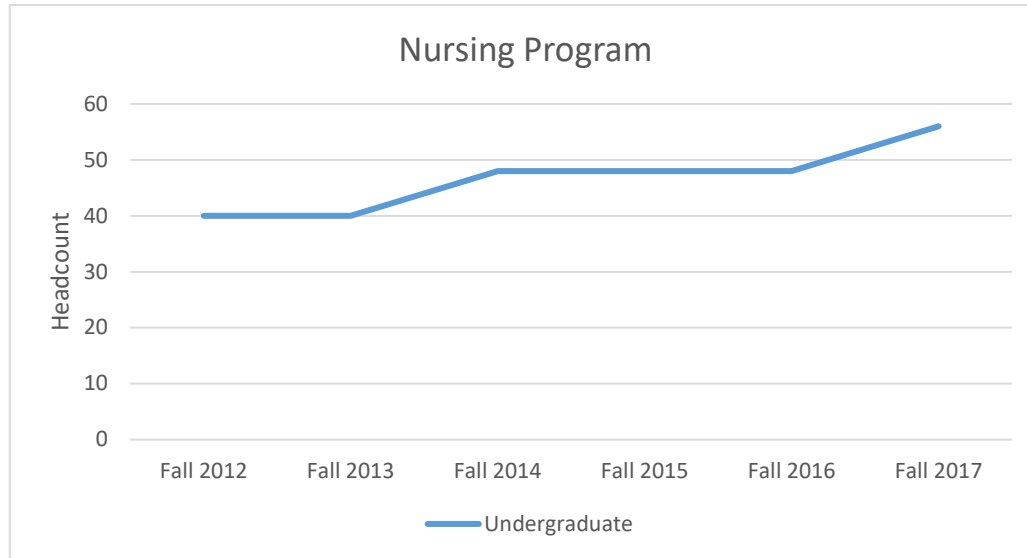
TRUCKEE MEADOWS COMMUNITY COLLEGE
DIFFERENTIAL FEES
FISCAL YEAR 2017

ACCOUNT	ACCOUNT TITLE	BAL FORWARD	FEE INCOME	PROF SALARIES	WAGES	FRINGE	OPERATING	ENDING BAL
7274-708-HF69	NURSING DIFFERENTIAL FEES	\$ 26,039	\$ 120,069	\$ -	\$ 1,950	\$ 29	\$ 61,800	\$ 82,329
7274-708-HF71	NURSING STUDENT ACCESS FEE	999	13,341				12,000	2,340
7274-708-HF72	DENTAL HYGIENE DIFFERENTIAL FEES	-	31,571	19,053		7,545	-	4,973
7274-708-HF74	DENTAL HYGIENE DIFFERENTIAL GRANT	-	3,508				-	3,508
TOTALS		\$ 27,038	\$ 168,489	\$ 19,053	\$ 1,950	\$ 7,574	\$ 73,800	\$ 93,150

TMCC sets aside 10% of the Differential Fee's revenue to fund program specific scholarships. The scholarship accounts are managed by the TMCC Financial Aid Office.

Western Nevada College
Nursing Program Enrollment

	Fall 2012	Fall 2013	Fall 2014	Fall 2015	Fall 2016	Fall 2017
Undergraduate	40	40	48	48	48	56
WNC Enrollment	2278	2243	2342	2351	2199	2229



The differential fee was a phased in implementation beginning Fall 2015 for newly admitted nursing students. Beginning Fall 2016, all nursing students were assessed the fee. This fee was utilized to purchase lab supplies, lab coordinator (salary/fringe), simulation lab and equipment maintenance. Additionally, 10% was set aside for financial assistance for students in the nursing program.

Demand for the Program

Fiscal Year	Qualified Applicants	Admitted	Denied Admission
2012	89	40 (45%)	49 (55%)
2013	89	40 (45%)	49 (55%)
2014	88	48 (55%)	40 (45%)
2015	59	48 (81%)	11 (19%)
2016	53	48 (91%)	5 (9%)
2017	98	56 (57%)	42 (43%)

NOTE: FY15 WNC changed the prerequisite requirements to the program, making it a more rigorous entry resulting in a decline in qualified applicants.

**Western Nevada College
Nursing Differential Fees
Fiscal Year 2017**

[illegible]

Western Nevada College
Fiscal Year 2017

SUMMARY OF FEES		UNDERGRADUATE
Registration Fee	\$	91.50
Technology Fee - Regular	\$	4.00
Technology Fee - iNtegrate	\$	1.50
Total Registration Fees	\$	97.00
Mandatory Fees	\$	-
Total Mandatory Fees	\$	-
Differential Fees		
Nursing Differential Fees	\$	60.00
Total Differential Fees	\$	60.00
TOTAL FEES	\$	157.00
Western Undergraduate Exchange (per Credit Hour)	\$	45.75
Non-Resident Tuition (per Semester)	\$	3,322.50

Great Basin College Nursing Program

	Fall 12	Fall 13	Fall 14	Fall 15	Fall 16	Fall 17
Nursing FTE	39	38	39	48	49	64
GBC Enrollment						

The differential fee was put into place in Fall 2016 to be used to maintain the quality of the nursing program. The investment in resources to educate nursing students at GBC is nearly three times that to educate the “average” student FTE. The differential fees are used to purchase new equipment, continuing maintenance agreements, consumable supplies, lab management and supervision, and on-going faculty development for best practices provides a great challenge for our college. Expenses from the past three years has tripled with the expansion of the nursing program to the rural sites of Winnemucca and Pahrump.

Great Basin College Nursing Program Enrollment

First year	Fall 2012	Fall 2013	Fall 2014	Fall 2015	Fall 2016	Fall 2017
Undergraduate	20	21	20	32	34	37
GBC Enrollment						

Demand for Program

Fiscal Year	Qualified Applicants	Admitted	Denied Admission
2012	42	20 (48%)	22 (52%)
2013	35	21 (60%)	14 (40%)
2014	35	20 (58%)	15 (42%)
2015	38	32 (85%)	6 (15%)
2016	44	34 (78%)	10 (12%)
2017	57	37 (65%)	20 (35%)

Note: FY15 the nursing program added program sites in Winnemucca and Pahrump.

Section 10

Great Basin College

Nursing	NURS**	100-200	\$70.00/credit	Fall 2016
Radiology	RAD**	100-200	\$35.00/credit	Fall 2017

** Does not include NURS 130 (Certified Nursing Assistant course) is removed due to its occupational nature and importance for producing directly employable students at a reasonable expense to students.

** Does not include NURS 285 and NURS 290 are special topic courses.

** Does not include NURS 300+ courses as they are courses required for the BSN program, which is fully on-line.

**Does not include RAD 101 this course is Exploration of Radiology, which is used to give students basic knowledge of what a radiological technologist does and what careers are available in this field.

Great Basin College
Fiscal Year 2017

Summary of Fees – per credit	Lower Division
Registration Fee	\$ 91.50
Technology Fee-Regular	\$ 4.00
Technology Fee –iNtegrate	\$ 1.50
Total Registration Fees	\$ 97.00
Mandatory Fees	\$
	\$
Total Mandatory Fees	\$
Nursing Differential Fees – per credit	\$ 70.00
Total Differential Fees	\$ 70.00
Total Fees – per credit	\$167.00
Great Basin Undergraduate Exchange (per Credit Hour)	\$ 45.75
Non-Resident Tuition (per-Semester)	\$ 3,322.50

Great Basin College															
Nursing Differential Fees															
Fiscal Year 2017															
Account	Account Title	Beginning Balance	Fee Revenue	Transfers In	Transfers Out	Letters of Appointment	Professional Salaries	Classified Salaries	Wages	Fringe	Travel	General Operations	Equipment	Scholarship	Ending Balance
0264-030-2665	Differential Fees-Nursing	0	37,422	0	0	0	0	0	0	0	1,872	0	0	0	35,550
0220-040-4040	Fin. Aid - Differential Fees - Nursing	0	4,158	0	0	0	0	0	0	0	0	0	0	0	4,158
**Due to FY2017 being the first year for the Differential Fees, expenses were at a minimum. Financial Aid has been distributed to students during the Fall 2018 semester.															

Section 11. Differential Program Fees

Program	Course Prefix	Course Level	Amount	Effective Date
University of Nevada Las Vegas				
Architecture	AAD, AAE, ABS, AAL, LAND, AAI, AAP	300-400	\$156.75/credit	Spring 2012
Architecture	AAE, AAD	500-700	\$239.50/credit	Spring 2012
Business	MBA, FIN, MKT, MGT	500-700	\$100.00/credit	Spring 2012
Educational Policy & Leadership	EPL	600-700	\$175.00/credit	Spring 2017
Executive MBA	EMBA	700	\$236/credit	Fall 2015
Executive MHA	EMHA	700	\$400/credit	Summer 2016
Marriage & Family Therapy	MFT	700 and above	\$177.50/credit	Fall 2015
Nursing	NURS	300-400	\$156.75/credit	Spring 2012
Nursing	NURS	500-700	\$239.50/credit	Spring 2012
Physical Therapy	DPT	500-700	\$239.50/credit	Spring 2012
Social Work	SW	700	\$125.00/credit	Fall 2012
Urban Leadership	ULD	700	\$150.00/credit	Fall 2012
Engineering	CEE, CEM, CPE, CS, EE, EGG, ME	300-400	\$40.00/credit	Fall 2014
Engineering	CEE, CEM, CS, ECG, ME	600-700	\$20.00/credit	Fall 2014
Graphic Design and Media	GRC	300-400	\$156.75/credit	Fall 2014
University of Nevada, Reno				
Business	ACC, BADM, BUS, ENT, GAM, FIN, IS, MGT, MKT	600-700	\$100.00/credit	Fall 2011
Engineering	BME, ENGR, CHE, CEE, CPE, CS, EE, GE, ME, MINE, MSE, MET	300-400	\$85.00/credit	Fall 2013
Engineering	BME, ENGR, CHE, CEE, CPE, CS, EE, GE, ME, MINE, MSE, MET	600-700	\$100.00/credit	Fall 2013
Nursing	NURS	300-400**	\$156.75/credit	Spring 2014
Nursing	NURS	500-700***	\$239.50/credit	Spring 2014
College of Southern Nevada				
Nursing	NURS*****	100-200	\$60.00/credit	Fall 2018
Nevada State College				
Nursing	NURS	ALL NURS courses	\$141.75/credit	Fall 2015
Great Basin College				
Nursing	NURS*****	100-200	\$70.00/credit	Fall 2016
Radiology	RAD*****	100-200	\$35.00/credit	Fall 2017
Truckee Meadows Community College				

Dental Hygiene	DH	100-200	\$88.25/credit	Fall 2016
Nursing	NURS****	100-200	\$60.00/credit	Fall 2014
Western Nevada College				
Nursing	NURS*****	100-200	\$90.00/credit	Fall 2018

**Does not include NURS 300, which is a required pre-requisite course for the nursing program. Does not include NURS 430, which is an elective course not required in any of the nursing programs.

***Does not include NURS 630, which is an elective course not required in any of the nursing programs.

****All NURS courses excluding NURS 130 (CNA) and NURS 140 (Medical Terminology).

*****All NURS courses excluding NURS 130 (Certified Nursing Assistant). The effective date of Fall 2018 is for newly admitted students. Students enrolled prior to Fall 2018 will be allowed to complete their program under the previous fee structure.

*****All NURS courses excluding NURS 130 (CNA), NURS 285 & NURS 290 (Selected Topics in Nursing) and NURS 300 and higher courses (Bachelor Degree Program Courses).

*****Does not include RAD 101 which is a required pre-requisite course for the radiology program.

*****Does not include NURS 130/NURS134 (Certified Nursing Assistant course), NURS 240/NURS 242 (RN Refresher), NURS 285 (Special Topics), and Practical Nursing courses (PN).