

Brian Sandoval
Governor



James M. Wright
Director

Records, Communications and Compliance Division
333 West Nye Lane, Suite 100
Carson City, Nevada 89706
Telephone (775) 684-6262 – Fax (775) 687-3289
www.gsd.nv.gov

Julie Butler
Division Administrator

July 1, 2017

Mr. Rick Combs
Director, Legislative Counsel Bureau
401 South Carson Street
Carson City, NV 89701

Dear Mr. Combs:

Attached are the annual Nevada Protection Order and Crimes Against Older Persons reports, submitted to your office per NRS 179A.350 and NRS 179A.450, respectively.

Assembly Bill 457 from the 78th Session NRS 179A.075 was amended to state that the entire *Crime In Nevada* annual report is no longer required to be printed; however, if you would like to view the report in its entirety, it is available on the Nevada Department of Public Safety's website at <http://rccd.nv.gov/About/UCR/Crime-In-Nevada/>.

Please contact the Uniform Crime Reporting Office in the General Services Division of the Department of Public Safety for more information.

Thank you,

Laurel Brock
Uniform Crime Reporting Statistician II
Nevada Department of Public Safety – Records, Communications and Compliance Division
775-684-6244
lbrock@dps.state.nv.us



Protection Order Statistics

One Protection Order is granted every 54 minutes, 19 seconds

Protection Orders	Orders	% of TPO	% Change from 2015	Orders / 1,000 Pop
Temporary	7,412	100%	-8.88%	2.52
Extended	2,261	30.50%	-4.56%	0.77
Total	11,394		38.26%	3.88

TPO Including Custody of a Minor	1,721	23.22%	11.61%	0.59
----------------------------------	-------	--------	--------	------



Protection Orders

5-yr Comparison: 2012 - 2016


Orders Issued By Type

5-yr Comparison: 2012 - 2016



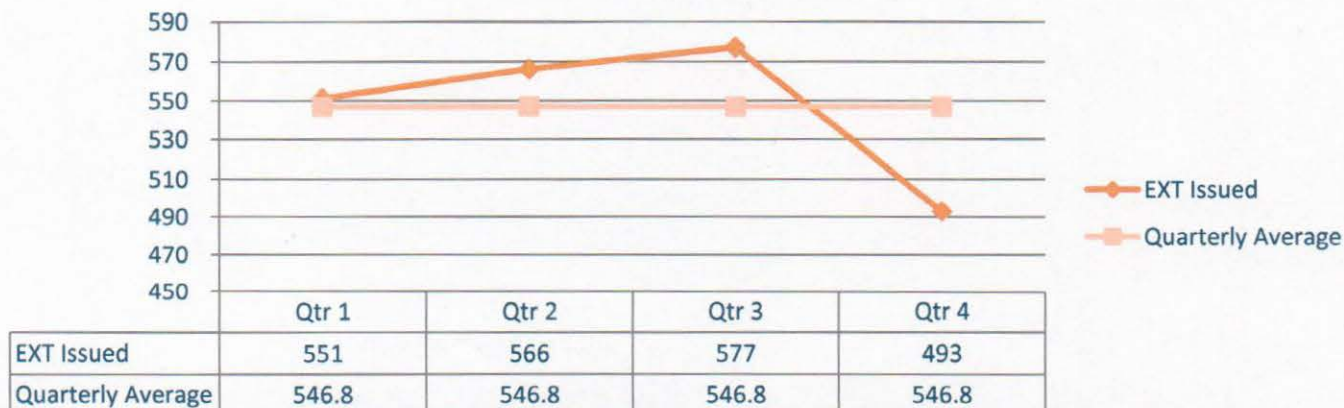
2016 Temporary Protection Orders


By Quarter & Quarterly Average



2016 Extended Protection Orders

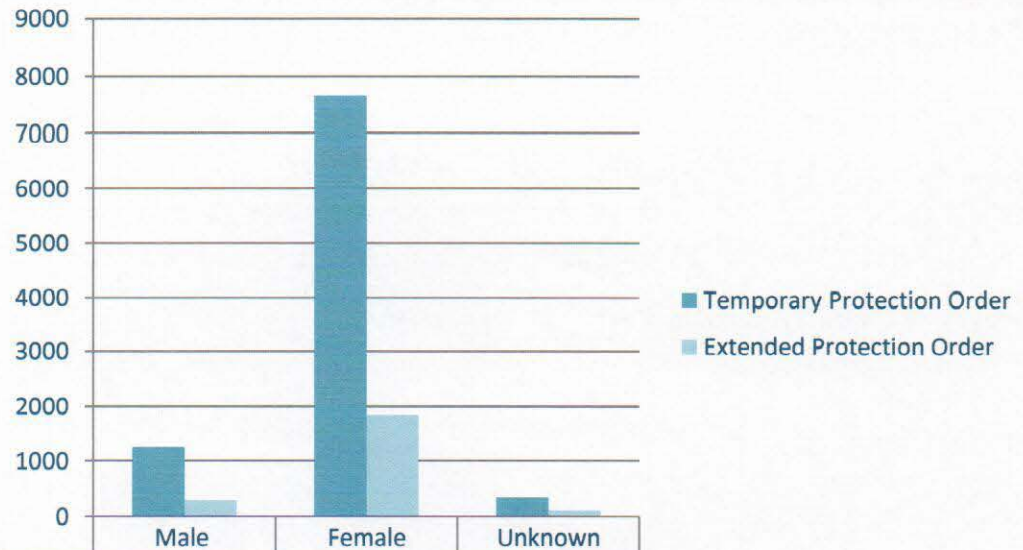
By Quarter & Quarterly Average



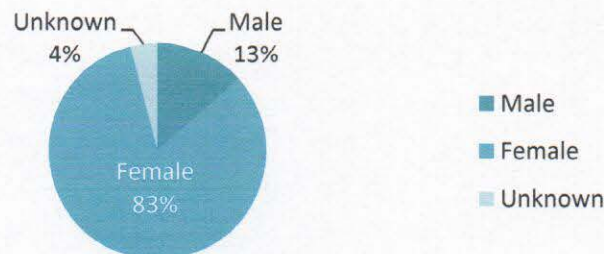


2016 Protection Orders Issued

By Gender & Type




Temporary Protection Order	1246	7661	351
Extended Protection Order	300	1847	115



2016	Issued
Temporary Protection Order	9,258
Extended Protection Order	2,262

Breakdown of Orders Issued

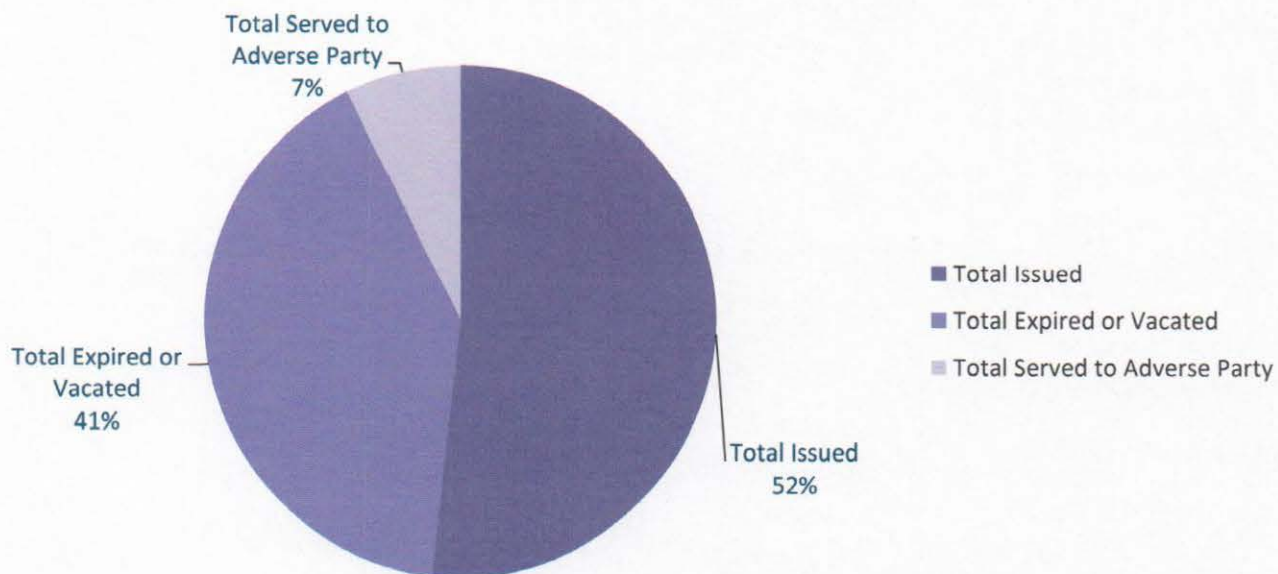
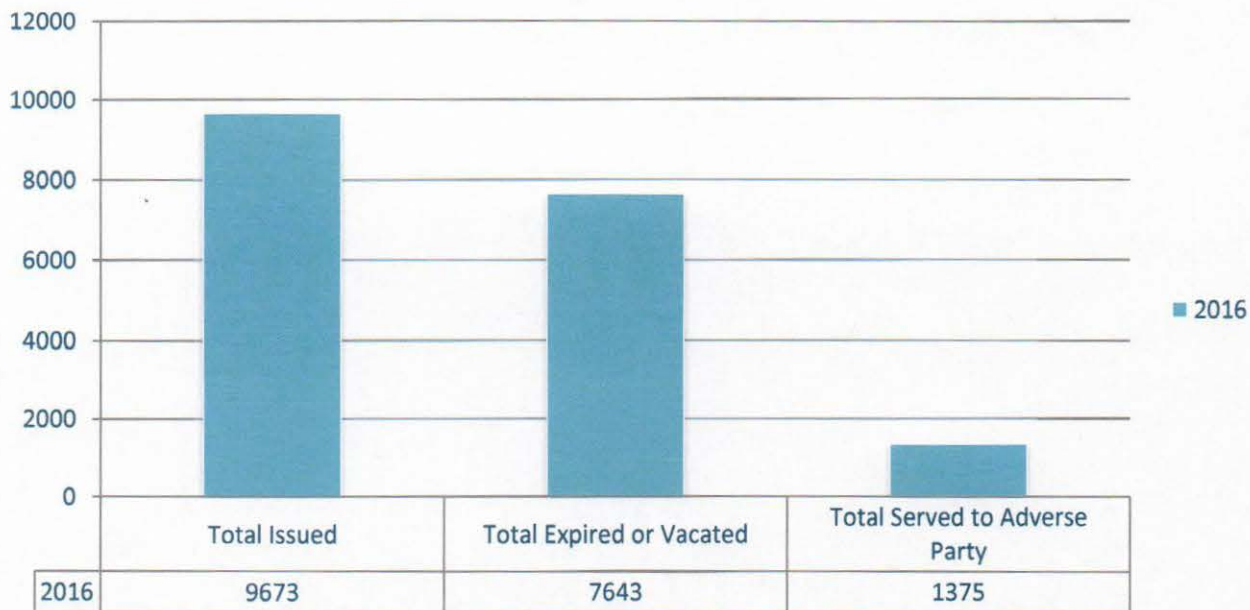




2016 Protection Orders

Issued, Vacated or Expired, and Served

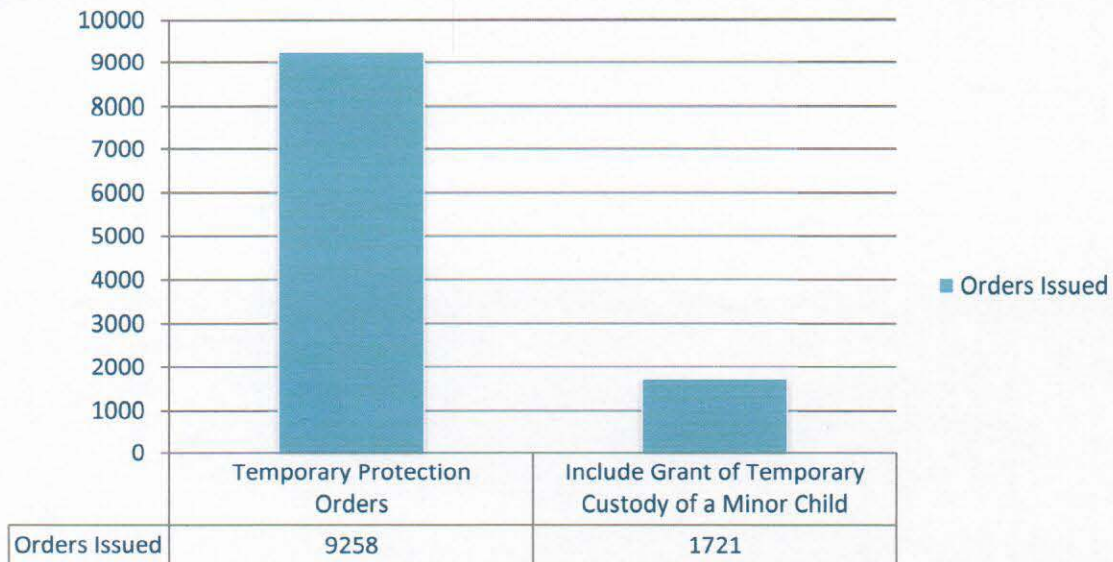
Jan 1, 2016 - Dec 31, 2016





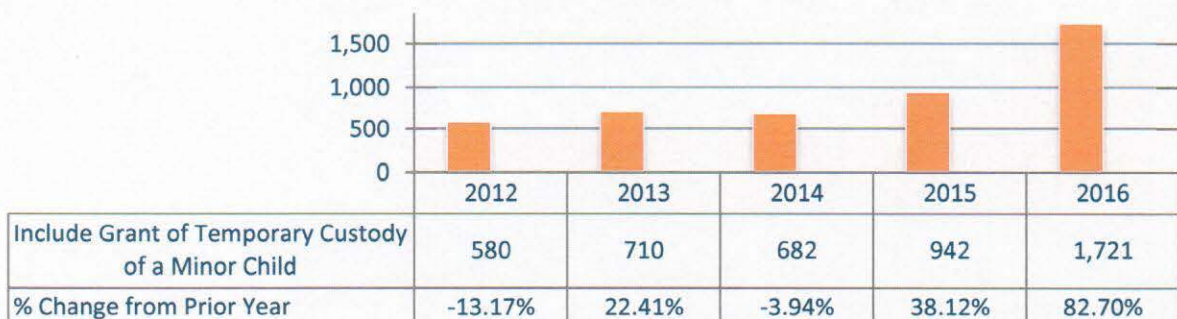
2016 Protection Orders Issued

Including a Grant of Temporary Custody of a Minor Child



Temporary Protection Orders Issued

5-yr Comparison: 2012 - 2016






2016 Elderly Abuse Statistics

One Crime Against Older Persons occurs every 1 hour, 1 minute, 6 seconds

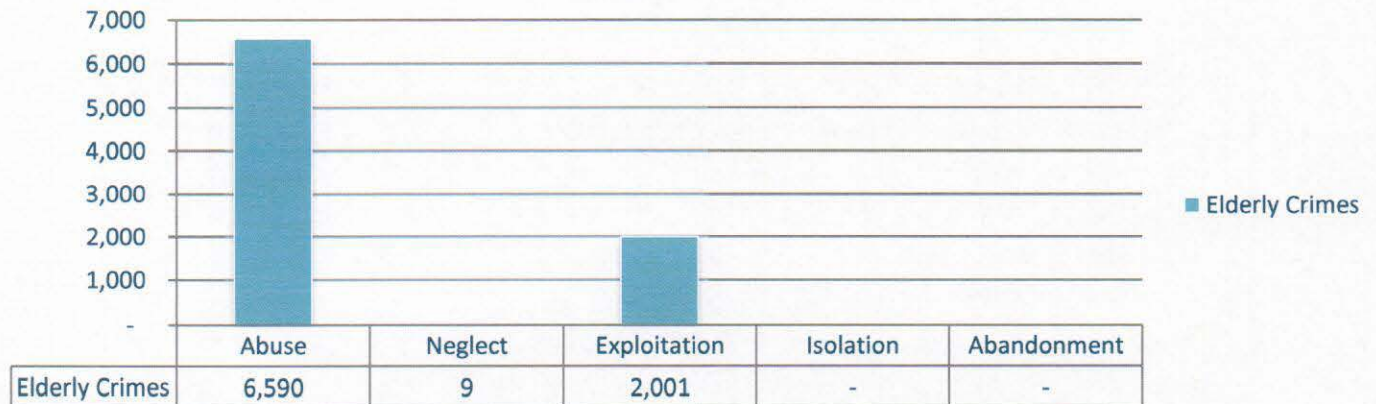
	Offenses	% Change from 2015	Crime Rate / 1,000 Pop
Elderly Crimes	8,600	-44.71%	2.93

Most Common Elderly Crime	# of Incidents	% of Elderly Offenses
Abuse	6,590	76.63%

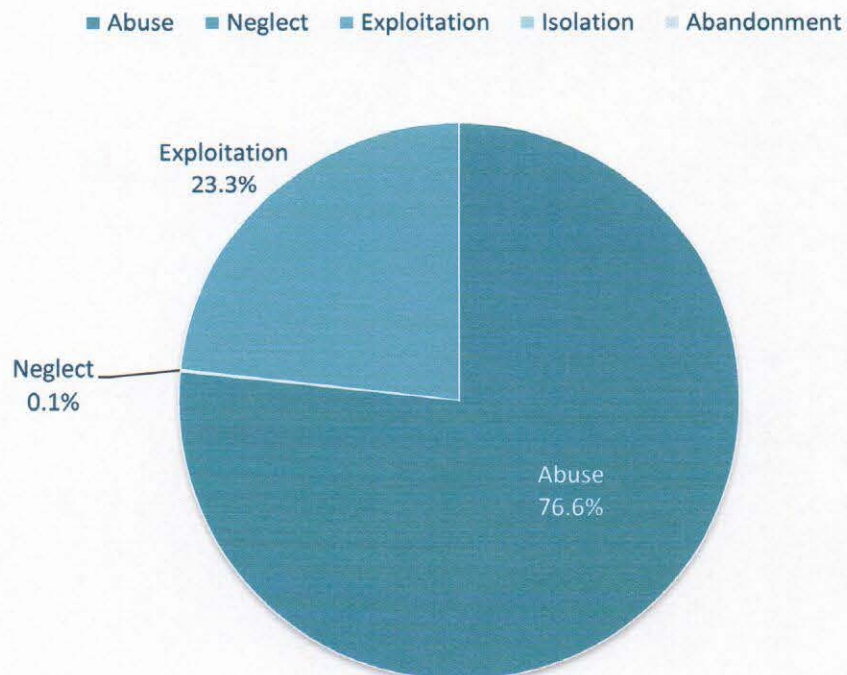



2016 Crimes Against Older Persons

Crimes Against Older Persons by Category of Offense



Breakdown of Offense Categories





2016 Crimes Against Older Persons

By Category & County

	Abuse	Neglect	Exploitation	Isolation	Abandonment
Carson County	6	0	5	0	0
Carson City SO	6	0	5	0	0
Churchill County	0	0	11	0	0
Churchill Co SO	0	0	10	0	0
Fallon PD	0	0	1	0	0
Clark County	6,476	4	1,915	0	0
Boulder PD	3	0	1	0	0
Clark Co SD PD	0	0	0	0	0
College of Southern Nevada PD	0	0	0	0	0
Henderson PD	8	0	14	0	0
LV Metro PD	6,412	0	1,898	0	0
Mesquite PD	11	0	0	0	0
North Las Vegas PD	41	4	2	0	0
UNLV PD	1	0	0	0	0
Douglas County	5	0	0	0	0
Douglas Co SO	5	0	0	0	0
Elko County	6	0	5	0	0
Carlin PD	0	0	0	0	0
Elko PD	0	0	0	0	0
Elko Co SO	3	0	5	0	0
West Wendover PD	3	0	0	0	0
Esmeralda County	1	0	1	0	0
Esmeralda Co SO	1	0	1	0	0
Eureka County	0	0	0	0	0
Eureka Co SO	0	0	0	0	0
Humboldt County	0	0	0	0	0
Humboldt Co SO	0	0	0	0	0
Winnemucca PD	0	0	0	0	0
Lander County	2	1	0	0	0
Lander County SO	2	1	0	0	0
Lincoln County	0	0	0	0	0
Lincoln Co SO	0	0	0	0	0



2016 Crimes Against Older Persons cont ...

By Category & County

	Abuse	Neglect	Exploitation	Isolation	Abandonment
Lyon County	4	0	8	0	0
Lyon Co SO	4	0	8	0	0
Yerington PD	0	0	0	0	0
Mineral County	0	1	1	0	0
Mineral Co SO	0	1	1	0	0
Pershing County	1	0	1	0	0
Lovelock PD	1	0	0	0	0
Pershing Co SO	0	0	1	0	0
Storey County	8	0	2	0	0
Storey Co SO	8	0	2	0	0
Washoe County	78	3	50	0	0
Reno PD	27	0	10	0	0
Reno-Tahoe Airport Authority PD	0	0	0	0	0
Sparks PD	9	1	11	0	0
UNR PD	0	0	0	0	0
Washoe Co SO	42	2	29	0	0
Washoe Co SD PD	0	0	0	0	0
Reno Muni-Court	0	0	0	0	0
White Pine County	3	0	2	0	0
White Pine Co SO	3	0	2	0	0
Statewide Agencies	0	0	0	0	0
DPS-NHP Northeastern	0	0	0	0	0
DPS-NHP Northwestern	0	0	0	0	0
DPS-NHP Southern	0	0	0	0	0
DPS-Capitol Police	0	0	0	0	0
Secretary of State	0	0	0	0	0