



# Personal Health Choices

University of Nevada Las Vegas  
Center for Health Information Analysis  
&

Nevada Department of Health and Human Services  
Division of Health Care Financing and Policy



BOOK 3

HOSPITAL OUTPATIENT

Twenty-Ninth Edition



## Table of Contents

Foreword	i
Acknowledgments	ii
Introduction	iii
Factors to Consider in Reviewing this Report	iv
General Acute Care Hospitals	v
Listing of EAPG Groups (Reports)	vi - viii
Discussion and Graphics: 15 Outpatient Emergency (ED) Enhanced Ambulatory Patient Groups	1 - 30
Discussion and Graphics: 15 Outpatient Surgery (OS) Enhanced Ambulatory Patient Groups	31 - 60
Discussion and Graphics: 15 Other Outpatient (TH) Enhanced Ambulatory Patient Groups	61 - 90

## Foreword

Personal Health Choices is a joint publication of the Center for Health Information Analysis (CHIA) and the Nevada Department of Health and Human Services, Division of Health Care Financing and Policy. This report presents general acute care hospital outpatient discharge billing records data for 15 common Enhanced Ambulatory Patient Groupings\* (EAPG) per outpatient type as reported by 35 of Nevada's acute care hospitals that discharged patients within the period of 2012 to 2016.

The data are available through the standard Uniform Billing form, which is utilized by hospitals to bill for their hospital charges. The data include patients who were admitted to a hospital as an outpatient. The reports are categorized into 3 outpatient types: 1 - Outpatient Emergency Department (ED), 2 - Outpatient Surgery (OS), 3 - Other Outpatient (TH). It includes information about patients discharged from non-federal hospitals in Nevada. The data identify billed charges, not the actual payments received by the hospital.

The data were compiled by CHIA using information from outpatient hospital billing records. This information was gathered and analyzed as part of a contractual agreement between the Department of Health and Human Services and the University under the authority granted in Section 439B of the Nevada Revised Statutes. CHIA reviews the data and requests corrections when errors are found. It is not possible to detect all errors. CHIA is not responsible for errors that cannot be found by a review.

An electronic copy of this publication can be downloaded from <http://www.nevadacomparecare.net/static-choices.php>

\*3M™ Enhanced Ambulatory Patient Grouping System

Below is the web address of the EAPG fact sheet.

<http://multimedia.3m.com/mws/media/472997O/3m-enhanced-apgs-fact-sheet.pdf>

Nevada Department of Health and Human Services  
Division of Health Care Financing and Policy  
1100 East William Street, Suite 101  
Carson City, NV 89701  
Telephone: (775) 684-3676

Personal Health Choices  
Twenty-Ninth Edition, 2012-2016  
Published May, 2017



## **PERSONAL HEALTH CHOICES: 2012-2016**

**Book 3 - Acute Care Hospitals - Outpatient**

### **ACKNOWLEDGMENTS**

**Department of Health and Human Services**

**Richard Whitley, MS, Director**

**University of Nevada, Las Vegas, School of Community Health Sciences**

**Shawn Gerstenberger, PhD, Dean**

**Center for Health Information Analysis**

**Joseph Greenway, MPH, Director**

**Division of Health Care Financing and Policy**

**Marta Jensen, Acting Administrator**

## Introduction

This twenty-ninth edition, Book 3 of Personal Health Choices compares 35 of Nevada's general acute care hospitals with respect to 15 common medical diagnoses and surgical procedures per outpatient type, defined by 3M's Enhanced Ambulatory Patient Groups (EAPGs: see below). The definitions to all EAPGs can be found on the narrative page for each EAPG. Each diagnosis and procedure in this publication is based on an individual EAPG.

### THE 3M™ ENHANCED AMBULATORY PATIENT GROUPING SYSTEM

Enhanced Ambulatory Patient Group (EAPG), is a classification system that is developed specifically for use in today's complex ambulatory environment to develop an effective and comprehensive outpatient prospective payment system (OPPS) that includes hospitals, freestanding ambulatory surgery centers (ASCs), renal dialysis centers, and other diverse care settings.

By reflecting the care that today's facilities provide to non-Medicare beneficiaries, the 3M EAPG System captures the current changes in clinical Practice and resource use. It can provide a broader, more inclusive classification of outpatient care than the Centers for Medicare & Medicaid (CMS) Ambulatory Payment Classifications (APCs).

Below is the web address of the EAPG fact sheet.

<http://multimedia.3m.com/mws/media/472997O/3m-enhanced-apgs-fact-sheet.pdf>

### INFORMATION LEVEL

Personal Health Choices is intended as a source of information regarding the billed charges of hospitals in Nevada, and should not be construed as a definitive guide for selecting a hospital in order to receive outpatient medical care. The financial information in this report is based on billed charges rather than the amount actually collected on discharged patients per EAPG. Billed charges and collected charges can differ significantly. This report provides the reader information about one component of healthcare pricing - hospital outpatient services. Inpatient hospitalization as well as professional physician and other non-hospital ancillary healthcare services are not covered in this report.

CREDIT DUE: Google ([www.google.com](http://www.google.com)) and Medical Dictionary (<http://medical-dictionary.thefreedictionary.com>) were used to obtain definitions for medical terms.

## Factors

The information provided in this report is formatted to present narrative and tabular data on the first page and detailed tabular data on the second. This report covers a five-year trend line for EAPG-related data. Selected EAPGs are presented in ascending order of code.

The first page of each selected EAPG presents gender and age breakdowns of the overall hospital outpatient population, factored by the total number of visits and average billed charges. The age categories consist of 0-17, 18-35, 36-49, 50-64, and 65+. The narrative information on the first page for each EAPG is based on the available data and may contain information on specific diagnoses and surgical procedures involved in the treatment of the patient. These diagnoses and procedures may not always be directly related to the primary ailment. The second page examines specific hospitals in Clark, Washoe and the Rural counties with regard to total visits and average billed charges.

It should be noted that, when comparing hospitals to average billed charges, information based on small numbers of cases cannot provide a reliable statistical base upon which information can reflect a given hospital's experience. Further, physician charges (including those of surgeons) are normally separate from hospital charges, except in rural areas where some physician services -- such as radiology, anesthesia, and laboratory tests -- may be included in the hospital charges.

The Center for Health Information Analysis (CHIA) receives patient bill records directly from all the hospitals. These data are reviewed, and if errors are found, a resend is requested. Missing or out of range fields as well as statistical mixes of fields such as payer, gender, and race are looked at in the review.

## GENERAL ACUTE CARE HOSPITALS

Hospital Name	Address	Phone	Beds	County
Battle Mountain General Hospital	535 Humboldt St., Battle Mountain, NV 89820	(775) 635-2550	25	Lander
Boulder City Hospital	901 Adams Blvd., Boulder City, NV 89005	(702) 293-4111	82	Clark
Carson Tahoe Regional Medical Center	1600 Medical Pkwy., Carson City, NV 89703	(775) 445-8000	211	Carson
Carson Valley Medical Center	1107 Highway 395, Gardnerville, NV 89410	(775) 782-1500	23	Douglas
Centennial Hills Hospital Medical Center	6900 N. Durango Dr., Las Vegas, NV 89149	(702) 835-9700	226	Clark
Churchill Community Hospital	801 E. Williams Ave., Fallon, NV 89406	(775) 423-3151	25	Churchill
Desert Springs Hospital Medical Center	2075 E. Flamingo Rd., Las Vegas, NV 89119	(702) 733-8800	293	Clark
Desert View Regional Medical Center	360 S. Lola Ln., Pahrump, NV 89048	(775) 751-7500	25	Nye
Grover C. Dils Medical Center	700 N. Spring St., Caliente, NV 89008	(775) 726-3171	20	Lincoln
Henderson Hospital Medical Center	1050 W. Galleria Dr., Henderson, NV 89011	(702) 963-7000	142	Clark
Humboldt General Hospital	118 E. Haskell St., Winnemucca, NV 89445	(775) 623-5222	53	Humboldt
Incline Village Community Hospital	880 Alder Ave., Incline Village, NV 89451	(775) 833-4100	4	Washoe
Mesa View Regional Hospital	1299 Bertha Howe Ave., Mesquite, NV 89027	(702) 346-8040	25	Clark
Mount Grant General Hospital	1st & A St., Hawthorne, NV 89415	(775) 945-2461	35	Mineral
Mountain View Hospital	3100 N. Tenaya Way, Las Vegas, NV 89128	(702) 962-5000	340	Clark
North Vista Hospital	1409 E. Lake Mead Blvd., North Las Vegas, NV 89030	(702) 649-7711	177	Clark
Northeastern Nevada Regional Hospital	2001 Errecart Blvd., Elko, NV 89801	(775) 738-5151	75	Elko
Northern Nevada Medical Center	2375 E. Prater Way, Sparks, NV 89434	(775) 331-7000	108	Washoe
Nye Regional Medical Center (CLOSED In 2015)	825 Erie Main St., Tonopah, NV 89409	(775) 482-6233	12	Nye
Pershing General Hospital	855 6th St., Lovelock, NV 89419	(775) 273-2621	38	Pershing
Renown Regional Medical Center	1155 Mill St., Reno, NV 89502	(775) 982-4100	808	Washoe
Renown South Meadows Medical Center	10101 Double R Blvd., Reno, NV 89521	(775) 982-7000	76	Washoe
Saint Mary's Regional Medical Center	235 W. Sixth St., Reno, NV 89503	(775) 770-3000	380	Washoe
Saint Rose Dominican Hospitals Rose de Lima Campus	102 E. Lake Mead Dr., Henderson, NV 89015	(702) 564-2622	110	Clark
Saint Rose Dominican Hospitals San Martin Campus	8280 W. Warm Springs Rd., Las Vegas, NV 89113	(702) 492-8000	147	Clark
Saint Rose Dominican Hospitals Siena Campus	3001 St. Rose Pkwy., Henderson, NV 89052	(702) 616-5000	326	Clark
*Sierra Surgery Hospital	1400 Medical Pkwy., Carson City, NV 89703	(775) 445-6471	15	Carson
South Lyon Medical Center	213 Whitacre St., Yerington, NV 89447	(775) 463-2301	63	Lyon
Southern Hills Hospital & Medical Center	9300 W. Sunset Rd., Las Vegas, NV 89148	(702) 916-5000	180	Clark
Spring Valley Hospital Medical Center	5400 S. Rainbow Blvd., Las Vegas, NV 89118	(702) 853-3000	292	Clark
Summerlin Hospital Medical Center	657 Town Center Dr., Las Vegas, NV 89144	(702) 233-7000	454	Clark
Sunrise Hospital & Medical Center	3186 S. Maryland Pkwy., Las Vegas, NV 89109	(702) 731-8000	690	Clark
University Medical Center of Southern Nevada	1800 W. Charleston Blvd., Las Vegas, NV 89102	(702) 383-2000	541	Clark
Valley Hospital Medical Center	620 Shadow Ln., Las Vegas, NV 89106	(702) 388-4000	301	Clark
William Bee Ririe Hospital	1500 Avenue H, Ely, NV 89301	(775) 289-3001	25	White Pine

\*Sierra Surgery Hospital closed and became part of Carson Tahoe Regional Medical Center on 4/1/2015.



### Listing of Outpatient Emergency (ED) EAPG Reports

<b>EAPGs</b>	<b>Group Name</b>	<b>Pages</b>
00065	Respiratory Therapy	1-2
00531	Migraine	3-4
00562	Infections Of Upper Respiratory Tract	5-6
00563	Dental & Oral Diseases & Injuries	7-8
00575	Asthma	9-10
00604	Chest Pain	11-12
00628	Abdominal Pain	13-14
00652	Fractures & Dislocations Except Femur, Pelvis & Back	15-16
00656	Back & Neck Disorders Except Lumbar Disc Disease	17-18
00657	Lumbar Disc Disease	19-20
00674	Contusion, Open Wound & Other Trauma To Skin & Subcutaneous Tissue	21-22
00675	Other Skin, Subcutaneous Tissue & Breast Disorders	23-24
00808	Viral Illness	25-26
00842	Alcohol Abuse & Dependence	27-28
00850	Allergic Reactions	29-30

### Listing of Outpatient Surgery (OS) EAPG Reports

<b>EAPGs</b>	<b>Group Name</b>	<b>Pages</b>
00021	Level II Breast Procedures	31-32
00037	Level I Arthroscopy	33-34
00038	Level II Arthroscopy	35-36
00061	Needle And Catheter Biopsy, Aspiration, Lavage And Intubation	37-38
00134	Diagnostic Upper GI Endoscopy Or Intubation	39-40
00136	Diagnostic Lower Gastrointestinal Endoscopy	41-42
00137	Therapeutic Colonoscopy	43-44
00139	Level I Hernia Repair	45-46
00146	Level II Laparoscopy	47-48
00147	Level III Laparoscopy	49-50
00163	Level I Bladder And Kidney Procedures	51-52
00233	Cataract Procedures	53-54
00252	Level I Facial And Ent Procedures	55-56
00256	Tonsil And Adenoid Procedures	57-58
00390	Level I Pathology	59-60

### Listing of Other Outpatient (TH) EAPG Reports

<b>EAPGs</b>	<b>Group Name</b>	<b>Pages</b>
00081	Echocardiography	61-62
00134	Diagnostic Upper GI Endoscopy Or Intubation	63-64
00191	Level I Fetal Procedures	65-66
00271	Physical Therapy	67-68
00286	Mammography	69-70
00288	Diagnostic Ultrasound Except Obstetrical And Vascular Of Lower Extremities	71-72
00294	MRI - Back	73-74
00300	Cat Scan - Abdomen	75-76
00403	Organ Or Disease Oriented Panels	77-78
00410	Urinalysis	79-80
00457	Venipuncture	81-82
00562	Infections Of Upper Respiratory Tract	83-84
00599	Hypertension	85-86
00713	Diabetes Without Complications	87-88
00872	Other Aftercare & Convalescence	89-90

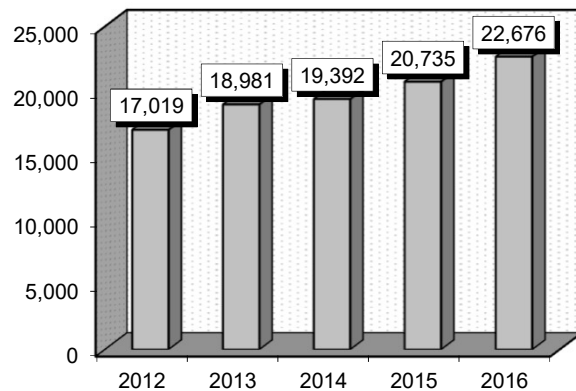
## Respiratory Therapy (00065)

**Diagnoses:** that frequently accompanied Respiratory Therapy were: 1) Asthma, unspecified type, with (acute) exacerbation (49392), 2) Tobacco use disorder (3051), 3) Acute upper respiratory infections of unspecified site (4659), 4) Bronchitis, not specified as acute or chronic (490), 5) Unspecified essential hypertension (4019), 6) Croup (4644), 7) Acute bronchitis (4660), 8) Acute bronchiolitis due to other infectious organisms (46619), 9) Pneumonia, organism unspecified (486).

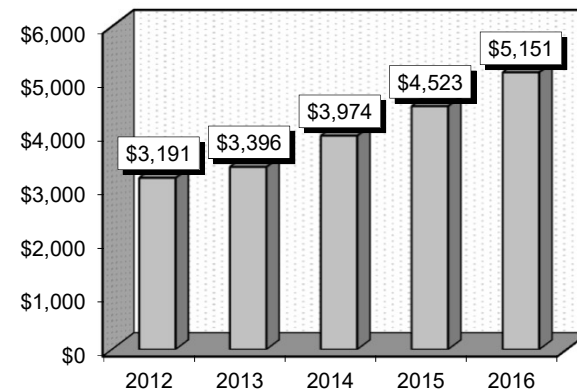
**Definitions:** **Asthma:** Chronic inflammatory disease of the airways. **Bronchitis:** An inflammation of the air passages between the nose and the lungs, including the windpipe or trachea and the larger air tubes of the lung that bring air in from the trachea (bronchi). **Bronchial tubes:** The major airways to the lungs and their main branches. **Croup:** An infection of the upper airway, generally in children, which obstructs breathing and causes a characteristic barking cough. **Larynx:** The structure between the pharynx and the trachea that contains the vocal cords. **Pharynx:** The upper expanded portion of the digestive tube, between the esophagus below and the mouth and nasal cavities above and in front. **Trachea:** A tube-like portion of the respiratory tract that connects the larynx with the bronchial parts of the lungs. Also known as windpipe. **Bronchiolitis:** An acute viral infection of the small air passages of the lungs called the bronchioles. **Bronchioles:** Small airways extending from the bronchi into the lobes of the lungs. **Pneumonia:** Inflammation of the lungs, usually due to infection with bacteria, viruses, or other pathogenic organisms.

	2012		2013		2014		2015		2016	
Gender	Cases	Avg Bill	Cases	Avg Bill	Cases	Avg Bill	Cases	Avg Bill	Cases	Avg Bill
Male	8,330	\$3,015	9,175	\$3,232	9,096	\$3,783	9,699	\$4,274	10,595	\$4,833
Female	8,689	\$3,360	9,806	\$3,548	10,296	\$4,143	11,036	\$4,742	12,081	\$5,429
Age Group	Cases	Avg Bill	Cases	Avg Bill	Cases	Avg Bill	Cases	Avg Bill	Cases	Avg Bill
0-17	6,931	\$2,362	7,509	\$2,533	6,732	\$2,869	7,112	\$3,151	7,629	\$3,453
18-35	3,414	\$2,925	3,837	\$3,185	4,251	\$3,691	4,599	\$4,272	5,140	\$4,848
36-49	2,512	\$3,528	2,805	\$3,814	3,009	\$4,269	3,073	\$5,118	3,427	\$5,923
50-64	2,349	\$4,227	2,686	\$4,503	3,008	\$5,152	3,328	\$5,795	3,646	\$6,851
65+	1,813	\$5,054	2,144	\$4,860	2,392	\$5,734	2,623	\$6,371	2,834	\$7,149
Total	17,019	\$3,191	18,981	\$3,396	19,392	\$3,974	20,735	\$4,523	22,676	\$5,151

Patient Discharges (Cases)



Average Billed Charges (Avg Bill)



County / Hospital	2012		2013		2014		2015		2016	
	Cases	Avg Bill	Cases	Avg Bill	Cases	Avg Bill	Cases	Avg Bill	Cases	Avg Bill
<b>Clark</b>										
Centennial Hills	1,035	\$3,680	1,023	\$3,868	1,018	\$3,965	1,144	\$4,200	1,125	\$4,873
Desert Springs	756	\$4,129	764	\$4,351	892	\$4,321	1,010	\$4,620	938	\$5,103
Henderson Hospital	0	\$0	0	\$0	0	\$0	0	\$0	134	\$5,444
Mountain View	1,116	\$4,599	1,412	\$5,067	1,630	\$5,669	2,144	\$6,142	2,631	\$6,789
North Vista	530	\$2,197	676	\$2,382	786	\$2,476	629	\$2,338	331	\$4,511
Southern Hills	547	\$3,428	584	\$3,855	549	\$4,347	795	\$5,230	1,015	\$5,750
Spring Valley	465	\$4,022	610	\$4,070	824	\$4,383	942	\$4,793	782	\$5,298
St. Rose-Rose de Lima	651	\$3,458	672	\$3,867	651	\$5,287	731	\$5,848	738	\$6,669
St. Rose-San Martin	356	\$3,182	341	\$3,160	478	\$5,321	465	\$6,068	382	\$6,198
St. Rose-Siena	991	\$3,128	1,084	\$3,403	993	\$4,894	1,087	\$5,497	1,135	\$6,203
Summerlin	1,006	\$3,713	1,022	\$3,621	1,047	\$3,763	1,165	\$3,883	1,191	\$4,410
Sunrise	2,434	\$3,636	2,611	\$3,943	2,799	\$5,085	3,652	\$5,697	3,832	\$7,319
UMC	1,518	\$2,544	2,170	\$2,570	900	\$3,173	531	\$4,263	2,284	\$3,852
Valley	557	\$4,410	688	\$4,169	833	\$4,471	860	\$4,746	788	\$5,085
<b>Total</b>	<b>11,962</b>	<b>\$3,541</b>	<b>13,657</b>	<b>\$3,704</b>	<b>13,400</b>	<b>\$4,528</b>	<b>15,155</b>	<b>\$5,116</b>	<b>17,306</b>	<b>\$5,823</b>
<b>Washoe</b>										
Carson Tahoe	401	\$2,192	249	\$2,977	285	\$2,857	284	\$2,912	289	\$2,872
Northern Nevada	264	\$2,323	294	\$2,158	368	\$2,565	372	\$3,229	383	\$3,565
Renown Regional	1,550	\$2,849	1,731	\$2,991	1,769	\$3,206	1,528	\$3,451	1,385	\$3,297
Renown S. Meadows	311	\$2,610	361	\$2,571	427	\$2,841	438	\$3,056	434	\$3,443
Saint Mary's	1,030	\$2,086	992	\$2,259	1,195	\$2,201	979	\$2,434	812	\$2,458
Sierra Surgery	0	\$0	0	\$0	0	\$0	0	\$0	0	\$0
<b>Total</b>	<b>3,556</b>	<b>\$2,494</b>	<b>3,627</b>	<b>\$2,680</b>	<b>4,044</b>	<b>\$2,787</b>	<b>3,601</b>	<b>\$3,061</b>	<b>3,303</b>	<b>\$3,104</b>
<b>Rural</b>										
Battle Mountain	88	\$1,686	98	\$1,491	46	\$1,381	27	\$1,667	52	\$1,884
Boulder City	80	\$1,713	110	\$3,140	107	\$3,145	147	\$3,083	203	\$3,851
Carson Valley	226	\$2,623	220	\$2,814	201	\$2,565	157	\$2,812	101	\$3,968
Churchill	88	\$2,186	102	\$2,404	257	\$1,810	340	\$1,732	385	\$1,872
Desert View	196	\$1,847	466	\$2,684	595	\$3,315	517	\$3,250	407	\$3,394
Grover C. Dils	28	\$1,125	27	\$1,297	16	\$1,045	23	\$1,511	34	\$1,530
Humboldt	152	\$1,957	134	\$1,874	104	\$2,102	113	\$2,218	217	\$3,057
Incline Village	0	\$0	0	\$0	8	\$2,743	100	\$2,275	77	\$2,615
Mesa View	141	\$2,467	117	\$2,636	171	\$2,862	148	\$3,175	116	\$3,686
Mount Grant	64	\$1,508	40	\$1,358	49	\$1,238	38	\$2,173	75	\$1,308
Northeastern	73	\$2,668	35	\$4,517	36	\$4,418	40	\$4,872	54	\$5,474
Nye	100	\$1,607	45	\$1,798	0	\$0	0	\$0	0	\$0
Pershing	46	\$1,684	55	\$2,913	62	\$2,734	54	\$3,114	36	\$3,279
South Lyon	109	\$1,625	128	\$1,557	143	\$1,659	117	\$1,827	104	\$1,592
William Bee Ririe	110	\$2,476	120	\$2,420	153	\$2,569	158	\$2,400	206	\$1,814
<b>Total</b>	<b>1,501</b>	<b>\$2,058</b>	<b>1,697</b>	<b>\$2,442</b>	<b>1,948</b>	<b>\$2,628</b>	<b>1,979</b>	<b>\$2,643</b>	<b>2,067</b>	<b>\$2,795</b>
<b>All Counties</b>	<b>17,019</b>	<b>\$3,191</b>	<b>18,981</b>	<b>\$3,396</b>	<b>19,392</b>	<b>\$3,974</b>	<b>20,735</b>	<b>\$4,523</b>	<b>22,676</b>	<b>\$5,151</b>

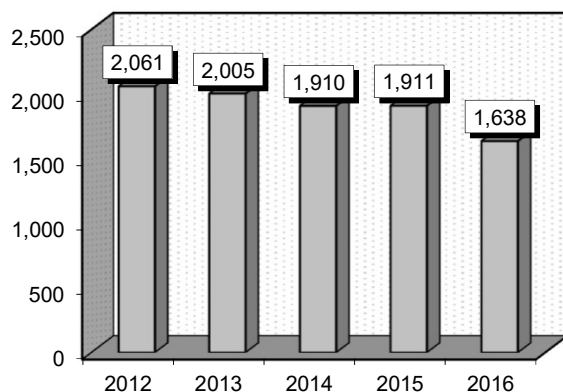
### Migraine (00531)

**Diagnoses:** that frequently accompanied Migraine were: 1) Migraine, unspecified, without mention of intractable migraine without mention of status migrainosus (34690), 2) Unspecified essential hypertension (4019), 3) Nausea with vomiting (78701), 4) Personal history of allergy to other specified medicinal agents (V148), 5) Personal history of allergy to penicillin (V140), 6) Visual discomfort (36813), 7) Diabetes mellitus without mention of complication, type II or unspecified type, not stated as uncontrolled (25000).

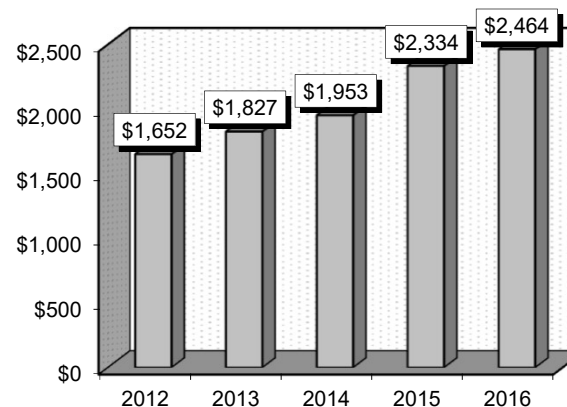
**Definitions:** **Migraine:** A severe recurring headache, usually affecting only one side of the head, that is characterized by sharp pain and is often accompanied by nausea, vomiting, and visual disturbances. **Hypertension:** High blood pressure. **Diabetes mellitus:** A condition in which the pancreas no longer produces enough insulin or cells stop responding to the insulin that is produced, so that glucose in the blood cannot be absorbed into the cells of the body.

	2012		2013		2014		2015		2016	
Gender	Cases	Avg Bill	Cases	Avg Bill	Cases	Avg Bill	Cases	Avg Bill	Cases	Avg Bill
Male	338	\$1,649	392	\$1,769	325	\$1,852	331	\$2,131	329	\$2,326
Female	1,723	\$1,653	1,613	\$1,841	1,585	\$1,974	1,580	\$2,376	1,309	\$2,498
Age Group	Cases	Avg Bill	Cases	Avg Bill	Cases	Avg Bill	Cases	Avg Bill	Cases	Avg Bill
0-17	117	\$1,807	143	\$1,952	152	\$1,940	164	\$2,158	158	\$2,554
18-35	758	\$1,689	737	\$1,819	670	\$1,892	681	\$2,341	600	\$2,432
36-49	735	\$1,689	731	\$1,858	699	\$2,125	662	\$2,539	567	\$2,593
50-64	401	\$1,478	323	\$1,810	357	\$1,796	354	\$2,074	270	\$2,308
65+	50	\$1,586	71	\$1,429	32	\$1,308	50	\$1,931	43	\$1,836
Total	2,061	\$1,652	2,005	\$1,827	1,910	\$1,953	1,911	\$2,334	1,638	\$2,464

Patient Discharges (Cases)



Average Billed Charges (Avg Bill)



County / Hospital	2012		2013		2014		2015		2016	
	Cases	Avg Bill	Cases	Avg Bill	Cases	Avg Bill	Cases	Avg Bill	Cases	Avg Bill
<b>Clark</b>										
Centennial Hills	117	\$2,494	94	\$2,738	107	\$3,007	118	\$3,232	75	\$3,473
Desert Springs	62	\$1,949	80	\$2,491	84	\$2,866	73	\$3,072	43	\$3,068
Henderson Hospital	0	\$0	0	\$0	0	\$0	0	\$0	9	\$2,993
Mountain View	28	\$1,777	25	\$1,636	23	\$2,196	99	\$3,115	56	\$3,350
North Vista	117	\$1,021	95	\$1,276	121	\$1,263	84	\$1,180	48	\$2,624
Southern Hills	18	\$2,007	14	\$1,585	11	\$2,254	39	\$3,765	41	\$3,999
Spring Valley	73	\$2,231	83	\$2,455	57	\$2,546	45	\$2,814	37	\$3,260
St. Rose-Rose de Lima	133	\$2,258	138	\$2,455	102	\$2,570	102	\$2,992	88	\$3,156
St. Rose-San Martin	111	\$2,407	78	\$2,471	41	\$2,218	46	\$2,873	41	\$3,061
St. Rose-Siena	149	\$2,284	119	\$2,427	97	\$2,361	122	\$2,704	99	\$2,961
Summerlin	95	\$2,374	93	\$3,021	115	\$3,257	91	\$3,413	44	\$3,588
Sunrise	39	\$1,666	39	\$1,782	52	\$2,023	121	\$2,773	201	\$3,025
UMC	69	\$897	52	\$975	12	\$1,001	10	\$2,201	67	\$2,040
Valley	78	\$1,956	73	\$2,641	98	\$2,555	115	\$2,754	37	\$2,821
<b>Total</b>	<b>1,089</b>	<b>\$2,014</b>	<b>983</b>	<b>\$2,298</b>	<b>920</b>	<b>\$2,457</b>	<b>1,065</b>	<b>\$2,853</b>	<b>886</b>	<b>\$3,071</b>
<b>Washoe</b>										
Carson Tahoe	121	\$1,135	119	\$1,357	116	\$1,516	81	\$1,611	92	\$1,588
Northern Nevada	71	\$1,399	89	\$1,795	77	\$2,028	73	\$2,121	62	\$2,349
Renown Regional	171	\$1,415	173	\$1,577	136	\$1,463	114	\$1,627	117	\$1,928
Renown S. Meadows	67	\$1,604	63	\$1,584	58	\$1,726	68	\$1,928	41	\$2,105
Saint Mary's	146	\$1,503	233	\$1,303	271	\$1,236	173	\$1,321	119	\$1,405
Sierra Surgery	0	\$0	0	\$0	0	\$0	0	\$0	0	\$0
<b>Total</b>	<b>576</b>	<b>\$1,398</b>	<b>677</b>	<b>\$1,473</b>	<b>658</b>	<b>\$1,468</b>	<b>509</b>	<b>\$1,631</b>	<b>431</b>	<b>\$1,789</b>
<b>Rural</b>										
Battle Mountain	54	\$884	37	\$937	16	\$726	4	\$920	32	\$965
Boulder City	34	\$765	33	\$1,767	33	\$1,984	33	\$1,442	14	\$1,737
Carson Valley	21	\$1,720	15	\$1,336	13	\$1,480	18	\$1,345	17	\$1,493
Churchill	31	\$1,144	31	\$891	25	\$869	28	\$1,136	39	\$1,065
Desert View	45	\$1,112	46	\$1,650	69	\$2,166	113	\$2,532	69	\$2,385
Grover C. Dils	12	\$704	11	\$530	13	\$708	11	\$913	14	\$1,078
Humboldt	6	\$1,273	11	\$1,212	11	\$1,347	17	\$1,422	18	\$1,590
Incline Village	0	\$0	22	\$1,578	5	\$1,103	5	\$1,520	3	\$1,506
Mesa View	28	\$1,043	18	\$839	27	\$1,148	17	\$930	16	\$1,417
Mount Grant	4	\$296	10	\$352	11	\$386	15	\$547	16	\$437
Northeastern	49	\$1,467	9	\$1,678	14	\$2,202	7	\$2,289	10	\$2,691
Nye	13	\$961	2	\$1,496	0	\$0	0	\$0	0	\$0
Pershing	22	\$748	13	\$839	28	\$1,829	33	\$2,079	32	\$3,229
South Lyon	28	\$724	37	\$757	25	\$1,035	12	\$1,169	14	\$911
William Bee Ririe	49	\$880	50	\$1,227	42	\$1,539	24	\$1,390	27	\$1,328
<b>Total</b>	<b>396</b>	<b>\$1,026</b>	<b>345</b>	<b>\$1,181</b>	<b>332</b>	<b>\$1,521</b>	<b>337</b>	<b>\$1,754</b>	<b>321</b>	<b>\$1,693</b>
<b>All Counties</b>	<b>2,061</b>	<b>\$1,652</b>	<b>2,005</b>	<b>\$1,827</b>	<b>1,910</b>	<b>\$1,953</b>	<b>1,911</b>	<b>\$2,334</b>	<b>1,638</b>	<b>\$2,464</b>

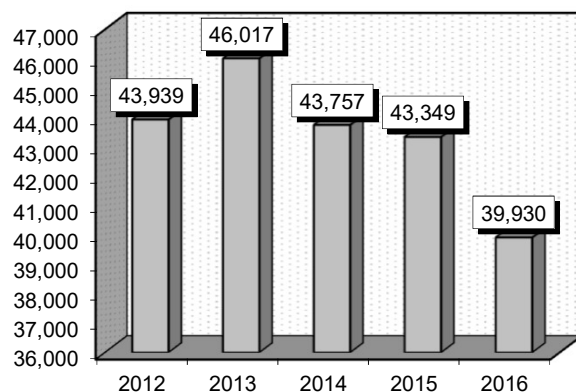
### Infections Of Upper Respiratory Tract (00562)

**Diagnoses:** that frequently accompanied Infections Of Upper Respiratory Tract were: 1) Unspecified otitis media (3829), 2) Acute pharyngitis (462), 3) Tobacco use disorder (3051), 4) Acute bronchitis (4660), 5) Acute tonsillitis (463), 6) Croup (4644), 7) Unspecified sinusitis (chronic) (4739), 8) Streptococcal sore throat (0340), 9) Asthma, unspecified type, unspecified (49390), 10) Acute sinusitis, unspecified (4619), 11) Acute suppurative otitis media without spontaneous rupture of eardrum (38200).

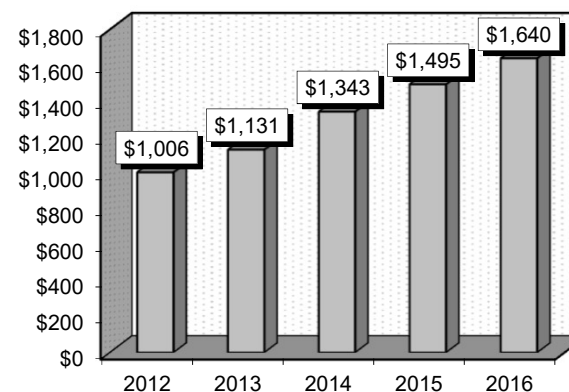
**Definitions:** **Otitis media:** An inflammation or infection of the middle ear, common in early childhood. **Pharyngitis:** Inflammation of the pharynx, causing a sore throat. **Bronchitis:** An inflammation of the air passages between the nose and the lungs, including the windpipe or trachea and the larger air tubes of the lung that bring air in from the trachea (bronchi). **Tonsillitis:** Inflammation of the tonsils. **Croup:** An infection of the upper airway, generally in children, which obstructs breathing and causes a characteristic barking cough. **Sinusitis:** Inflammation of a nasal sinus. **Streptococcus:** A genus of nonmotile, non-spore-forming, aerobic to facultatively anaerobic bacteria containing gram-positive, spherical, or ovoid cells that occur in pairs or short or long chains. These organisms occur regularly in the mouth and intestines of humans and other animals, in dairy products and other foods, and in fermenting plant juices. Some species are pathogenic. **Suppurative otitis media:** Otitis media with the presence of purulent fluid in the middle ear. **Purulent:** Containing, discharging, or causing the production of pus.

	2012		2013		2014		2015		2016	
Gender	Cases	Avg Bill	Cases	Avg Bill	Cases	Avg Bill	Cases	Avg Bill	Cases	Avg Bill
Male	21,061	\$1,017	21,798	\$1,148	20,646	\$1,355	20,187	\$1,505	18,793	\$1,674
Female	22,878	\$995	24,219	\$1,116	23,111	\$1,332	23,162	\$1,486	21,137	\$1,610
Age Group	Cases	Avg Bill	Cases	Avg Bill	Cases	Avg Bill	Cases	Avg Bill	Cases	Avg Bill
0-17	28,578	\$981	29,385	\$1,111	26,673	\$1,317	26,338	\$1,455	25,815	\$1,599
18-35	9,251	\$1,045	9,747	\$1,150	10,314	\$1,367	10,446	\$1,558	8,941	\$1,746
36-49	3,337	\$1,051	3,725	\$1,184	3,711	\$1,415	3,663	\$1,584	2,935	\$1,725
50-64	1,833	\$1,061	2,109	\$1,188	2,074	\$1,390	1,971	\$1,521	1,546	\$1,617
65+	940	\$1,086	1,051	\$1,225	985	\$1,427	931	\$1,493	693	\$1,516
Total	43,939	\$1,006	46,017	\$1,131	43,757	\$1,343	43,349	\$1,495	39,930	\$1,640

Patient Discharges (Cases)



Average Billed Charges (Avg Bill)





County / Hospital	2012		2013		2014		2015		2016	
	Cases	Avg Bill	Cases	Avg Bill	Cases	Avg Bill	Cases	Avg Bill	Cases	Avg Bill
<b>Clark</b>										
Centennial Hills	1,422	\$1,244	2,008	\$1,355	1,992	\$1,554	1,985	\$1,730	1,404	\$1,869
Desert Springs	788	\$1,257	851	\$1,477	1,055	\$1,598	1,115	\$1,677	803	\$1,829
Henderson Hospital	0	\$0	0	\$0	0	\$0	0	\$0	106	\$1,663
Mountain View	1,499	\$1,629	1,583	\$1,815	1,969	\$2,028	2,283	\$2,306	1,925	\$3,032
North Vista	2,113	\$739	2,100	\$789	2,003	\$946	1,806	\$1,035	418	\$1,644
Southern Hills	1,167	\$1,464	1,082	\$1,656	918	\$1,882	1,074	\$2,177	1,225	\$2,449
Spring Valley	1,146	\$1,467	1,162	\$1,562	1,228	\$1,628	1,007	\$1,685	772	\$1,929
St. Rose-Rose de Lima	1,431	\$887	1,562	\$992	1,429	\$1,719	1,469	\$1,867	1,130	\$2,162
St. Rose-San Martin	1,020	\$954	1,030	\$976	848	\$1,563	817	\$1,789	636	\$1,909
St. Rose-Siena	2,158	\$882	2,073	\$980	1,923	\$1,462	2,251	\$1,679	2,424	\$1,746
Summerlin	1,683	\$1,343	1,274	\$1,455	1,573	\$1,560	1,687	\$1,560	1,500	\$1,801
Sunrise	6,924	\$1,538	8,020	\$1,740	8,213	\$1,914	9,660	\$1,971	8,009	\$2,113
UMC	6,291	\$612	5,824	\$656	2,473	\$808	1,183	\$1,283	5,404	\$1,347
Valley	837	\$1,291	845	\$1,433	999	\$1,582	892	\$1,580	580	\$1,893
<b>Total</b>	<b>28,479</b>	<b>\$1,128</b>	<b>29,414</b>	<b>\$1,276</b>	<b>26,623</b>	<b>\$1,605</b>	<b>27,229</b>	<b>\$1,802</b>	<b>26,336</b>	<b>\$1,943</b>
<b>Washoe</b>										
Carson Tahoe	964	\$409	950	\$502	873	\$566	819	\$746	737	\$850
Northern Nevada	1,140	\$631	1,124	\$767	1,426	\$887	1,364	\$957	1,156	\$1,102
Renown Regional	5,962	\$869	6,713	\$923	6,632	\$993	5,674	\$1,077	4,826	\$1,199
Renown S. Meadows	1,072	\$934	1,179	\$905	1,291	\$914	1,106	\$1,038	942	\$1,310
Saint Mary's	2,341	\$980	2,430	\$1,124	2,402	\$1,138	2,418	\$1,086	1,763	\$1,107
Sierra Surgery	0	\$0	0	\$0	0	\$0	0	\$0	0	\$0
<b>Total</b>	<b>11,479</b>	<b>\$836</b>	<b>12,396</b>	<b>\$914</b>	<b>12,624</b>	<b>\$971</b>	<b>11,381</b>	<b>\$1,037</b>	<b>9,424</b>	<b>\$1,154</b>
<b>Rural</b>										
Battle Mountain	204	\$687	260	\$755	233	\$702	184	\$757	169	\$720
Boulder City	190	\$603	192	\$1,175	233	\$1,216	240	\$1,000	171	\$967
Carson Valley	254	\$870	428	\$938	593	\$938	479	\$945	446	\$862
Churchill	929	\$612	798	\$632	1,080	\$687	1,356	\$678	1,362	\$692
Desert View	534	\$371	536	\$751	648	\$993	646	\$1,081	413	\$1,080
Grover C. Dils	19	\$480	30	\$438	19	\$547	21	\$556	25	\$566
Humboldt	176	\$815	399	\$771	265	\$787	356	\$776	374	\$1,031
Incline Village	32	\$825	279	\$876	212	\$933	124	\$962	123	\$944
Mesa View	417	\$687	443	\$694	460	\$731	517	\$722	370	\$728
Mount Grant	54	\$238	50	\$291	76	\$275	69	\$452	82	\$260
Northeastern	147	\$1,000	3	\$1,502	2	\$1,818	1	\$2,796	1	\$2,698
Nye	214	\$494	82	\$641	0	\$0	0	\$0	0	\$0
Pershing	151	\$472	156	\$582	128	\$762	138	\$1,221	76	\$2,457
South Lyon	230	\$541	171	\$613	163	\$691	210	\$702	221	\$673
William Bee Ririe	430	\$669	380	\$845	398	\$973	398	\$896	337	\$694
<b>Total</b>	<b>3,981</b>	<b>\$617</b>	<b>4,207</b>	<b>\$758</b>	<b>4,510</b>	<b>\$834</b>	<b>4,739</b>	<b>\$831</b>	<b>4,170</b>	<b>\$825</b>
<b>All Counties</b>	<b>43,939</b>	<b>\$1,006</b>	<b>46,017</b>	<b>\$1,131</b>	<b>43,757</b>	<b>\$1,343</b>	<b>43,349</b>	<b>\$1,495</b>	<b>39,930</b>	<b>\$1,640</b>

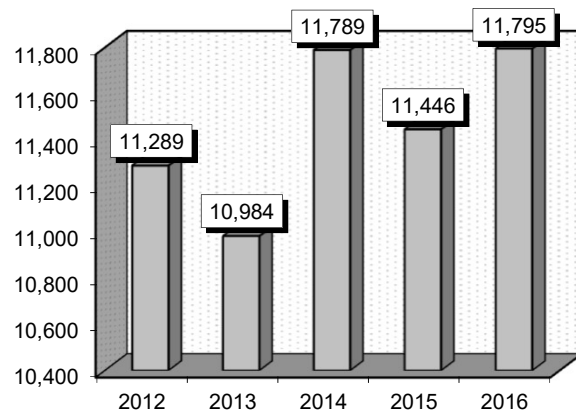
### Dental & Oral Diseases & Injuries (00563)

**Diagnoses:** that frequently accompanied Dental & Oral Diseases & Injuries were: 1) Dental caries, unspecified (52100), 2) Periapical abscess without sinus (5225), 3) Open wound of tooth (broken) (fractured) (due to trauma), without mention of complication (87363), 4) Open wound of lip, without mention of complication (87343), 5) Stomatitis and mucositis, unspecified (52800), 6) Acute apical periodontitis of pulpal origin (5224), 7) Jaw pain (78492), 8) Swelling, mass, or lump in head and neck (7842), 9) Chronic gingivitis, plaque induced (52310).

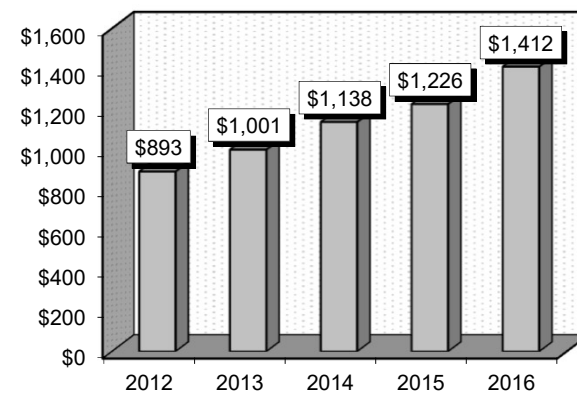
**Definitions:** **Caries:** Decay of a bone or tooth, especially dental caries; cavity. **Periapical abscess:** Inflammation with pus in the tissues surrounding the apex of a tooth. **Stomatitis:** Inflammation of the mucous membrane of the mouth. **Mucositis:** Any inflammation of a mucous membrane, such as the lining of the mouth and throat. **Apical periodontitis:** Inflammation of the periodontal ligament surrounding the root apex of a tooth. **Gingivitis:** A common and mild form of gum disease (periodontal disease) that causes irritation, redness and swelling (inflammation) of your gums.

Gender	2012		2013		2014		2015		2016	
	Cases	Avg Bill	Cases	Avg Bill	Cases	Avg Bill	Cases	Avg Bill	Cases	Avg Bill
Male	5,774	\$907	5,662	\$1,009	5,931	\$1,157	5,682	\$1,224	5,944	\$1,403
Female	5,515	\$878	5,322	\$992	5,858	\$1,118	5,764	\$1,228	5,851	\$1,421
Age Group	2012		2013		2014		2015		2016	
	Cases	Avg Bill	Cases	Avg Bill	Cases	Avg Bill	Cases	Avg Bill	Cases	Avg Bill
0-17	2,278	\$974	2,196	\$1,114	2,232	\$1,283	1,977	\$1,198	2,190	\$1,380
18-35	5,338	\$877	5,174	\$973	5,713	\$1,098	5,652	\$1,240	5,576	\$1,420
36-49	2,262	\$854	2,203	\$975	2,386	\$1,123	2,355	\$1,232	2,434	\$1,458
50-64	1,121	\$851	1,134	\$948	1,168	\$1,054	1,145	\$1,175	1,258	\$1,369
65+	290	\$1,007	277	\$1,062	290	\$1,258	317	\$1,294	337	\$1,306
<b>Total</b>	<b>11,289</b>	<b>\$893</b>	<b>10,984</b>	<b>\$1,001</b>	<b>11,789</b>	<b>\$1,138</b>	<b>11,446</b>	<b>\$1,226</b>	<b>11,795</b>	<b>\$1,412</b>

Patient Discharges (Cases)



Average Billed Charges (Avg Bill)



County / Hospital	2012		2013		2014		2015		2016	
	Cases	Avg Bill	Cases	Avg Bill	Cases	Avg Bill	Cases	Avg Bill	Cases	Avg Bill
<b>Clark</b>										
Centennial Hills	268	\$1,155	274	\$1,123	398	\$1,308	407	\$1,433	431	\$1,585
Desert Springs	344	\$1,024	409	\$1,187	567	\$1,282	582	\$1,443	587	\$1,600
Henderson Hospital	0	\$0	0	\$0	0	\$0	0	\$0	35	\$1,680
Mountain View	497	\$1,726	500	\$1,913	707	\$1,971	652	\$1,926	683	\$2,144
North Vista	611	\$700	593	\$751	655	\$786	508	\$838	170	\$1,386
Southern Hills	299	\$1,525	280	\$1,755	290	\$1,863	287	\$1,772	344	\$1,940
Spring Valley	320	\$1,237	392	\$1,228	405	\$1,285	396	\$1,452	423	\$1,607
St. Rose-Rose de Lima	523	\$963	583	\$990	611	\$1,190	641	\$1,427	585	\$1,709
St. Rose-San Martin	219	\$971	202	\$951	209	\$1,135	194	\$1,398	177	\$1,455
St. Rose-Siena	495	\$887	439	\$963	446	\$1,090	470	\$1,276	438	\$1,348
Summerlin	280	\$1,125	249	\$1,154	308	\$1,355	327	\$1,428	344	\$1,574
Sunrise	875	\$1,652	1,024	\$1,803	1,368	\$1,936	1,558	\$1,868	1,667	\$2,044
UMC	1,733	\$597	1,467	\$624	539	\$777	242	\$1,225	1,235	\$1,299
Valley	291	\$1,075	313	\$1,152	383	\$1,280	441	\$1,373	400	\$1,529
<b>Total</b>	<b>6,755</b>	<b>\$1,045</b>	<b>6,725</b>	<b>\$1,155</b>	<b>6,886</b>	<b>\$1,400</b>	<b>6,705</b>	<b>\$1,529</b>	<b>7,519</b>	<b>\$1,694</b>
<b>Washoe</b>										
Carson Tahoe	303	\$285	208	\$432	227	\$430	195	\$461	194	\$558
Northern Nevada	445	\$554	399	\$709	495	\$757	558	\$810	562	\$908
Renown Regional	1,360	\$730	1,352	\$758	1,540	\$765	1,280	\$815	1,118	\$1,055
Renown S. Meadows	333	\$815	311	\$779	380	\$819	381	\$901	312	\$1,128
Saint Mary's	1,073	\$786	1,044	\$897	1,131	\$862	1,097	\$880	904	\$936
Sierra Surgery	0	\$0	0	\$0	0	\$0	0	\$0	0	\$0
<b>Total</b>	<b>3,514</b>	<b>\$694</b>	<b>3,314</b>	<b>\$777</b>	<b>3,773</b>	<b>\$778</b>	<b>3,511</b>	<b>\$824</b>	<b>3,090</b>	<b>\$969</b>
<b>Rural</b>										
Battle Mountain	41	\$601	49	\$769	58	\$748	42	\$729	29	\$766
Boulder City	40	\$472	31	\$1,310	66	\$1,113	81	\$915	98	\$729
Carson Valley	126	\$657	121	\$676	167	\$738	162	\$716	124	\$715
Churchill	181	\$515	149	\$502	292	\$518	288	\$524	274	\$537
Desert View	122	\$397	119	\$716	138	\$975	172	\$950	135	\$1,039
Grover C. Dils	9	\$595	8	\$471	4	\$722	4	\$571	4	\$737
Humboldt	107	\$707	114	\$714	69	\$727	80	\$735	136	\$970
Incline Village	4	\$507	36	\$746	23	\$884	26	\$822	24	\$1,111
Mesa View	83	\$610	103	\$610	112	\$656	120	\$605	108	\$703
Mount Grant	14	\$177	18	\$391	12	\$295	25	\$334	24	\$216
Northeastern	23	\$1,091	4	\$1,774	1	\$2,500	1	\$2,023	1	\$1,672
Nye	58	\$489	14	\$818	0	\$0	0	\$0	0	\$0
Pershing	39	\$406	24	\$494	28	\$925	32	\$1,041	29	\$2,308
South Lyon	54	\$545	44	\$604	57	\$643	70	\$705	77	\$653
William Bee Ririe	119	\$617	111	\$828	103	\$889	127	\$831	123	\$669
<b>Total</b>	<b>1,020</b>	<b>\$565</b>	<b>945</b>	<b>\$689</b>	<b>1,130</b>	<b>\$737</b>	<b>1,230</b>	<b>\$722</b>	<b>1,186</b>	<b>\$770</b>
<b>All Counties</b>	<b>11,289</b>	<b>\$893</b>	<b>10,984</b>	<b>\$1,001</b>	<b>11,789</b>	<b>\$1,138</b>	<b>11,446</b>	<b>\$1,226</b>	<b>11,795</b>	<b>\$1,412</b>

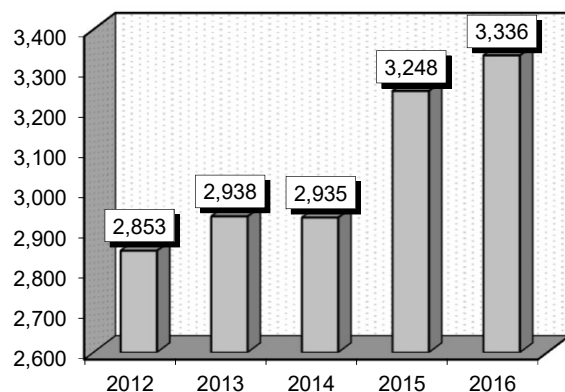
## Asthma (00575)

**Diagnoses:** that frequently accompanied Asthma were: 1) Tobacco use disorder (3051), 2) Bronchitis, not specified as acute or chronic (490), 3) Acute pharyngitis (462), 4) Unspecified otitis media (3829), 5) Pneumonia, organism unspecified (486), 6) Acute bronchitis (4660), 7) Unspecified sinusitis (chronic) (4739), 8) Acute bronchiolitis due to other infectious organisms (46619).

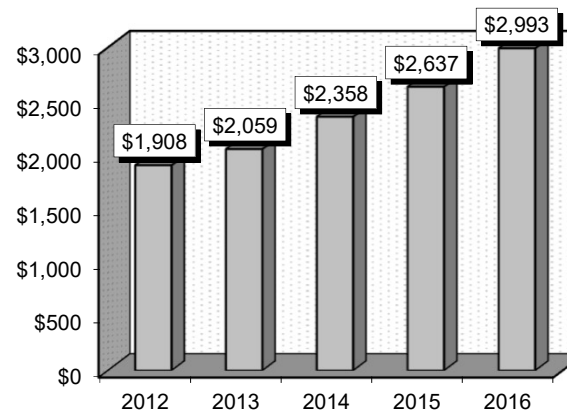
**Definitions:** **Bronchitis:** An inflammation of the air passages between the nose and the lungs, including the windpipe or trachea and the larger air tubes of the lung that bring air in from the trachea (bronchi). **Pharyngitis:** Inflammation of the pharynx, causing a sore throat. **Otitis media:** An inflammation or infection of the middle ear, common in early childhood. **Pneumonia:** Inflammation of the lungs, usually due to infection with bacteria, viruses, or other pathogenic organisms. **Sinusitis:** Inflammation of a nasal sinus. **Bronchiolitis:** An acute viral infection of the small air passages of the lungs called the bronchioles. **Bronchioles:** Small airways extending from the bronchi into the lobes of the lungs.

	2012		2013		2014		2015		2016	
Gender	Cases	Avg Bill	Cases	Avg Bill	Cases	Avg Bill	Cases	Avg Bill	Cases	Avg Bill
Male	1,527	\$1,914	1,620	\$2,110	1,591	\$2,384	1,823	\$2,657	1,895	\$2,996
Female	1,326	\$1,901	1,318	\$1,996	1,344	\$2,327	1,425	\$2,610	1,441	\$2,988
Age Group	Cases	Avg Bill	Cases	Avg Bill	Cases	Avg Bill	Cases	Avg Bill	Cases	Avg Bill
0-17	1,614	\$1,999	1,762	\$2,188	1,703	\$2,483	1,965	\$2,701	2,108	\$2,981
18-35	657	\$1,715	635	\$1,815	679	\$2,187	746	\$2,512	730	\$2,966
36-49	397	\$1,818	366	\$1,914	368	\$2,187	362	\$2,541	337	\$3,066
50-64	140	\$2,062	137	\$1,854	148	\$2,162	143	\$2,706	139	\$3,155
65+	45	\$1,772	38	\$2,237	37	\$2,228	32	\$2,328	22	\$2,863
Total	2,853	\$1,908	2,938	\$2,059	2,935	\$2,358	3,248	\$2,637	3,336	\$2,993

Patient Discharges (Cases)



Average Billed Charges (Avg Bill)



County / Hospital	2012		2013		2014		2015		2016	
	Cases	Avg Bill	Cases	Avg Bill	Cases	Avg Bill	Cases	Avg Bill	Cases	Avg Bill
<b>Clark</b>										
Centennial Hills	87	\$2,019	89	\$2,105	100	\$2,314	124	\$2,585	82	\$2,950
Desert Springs	72	\$1,494	65	\$1,934	76	\$2,347	116	\$2,373	95	\$2,302
Henderson Hospital	0	\$0	0	\$0	0	\$0	0	\$0	8	\$1,875
Mountain View	68	\$1,985	49	\$2,024	75	\$2,298	87	\$2,616	48	\$2,936
North Vista	203	\$1,330	231	\$1,474	270	\$1,699	216	\$1,662	45	\$2,923
Southern Hills	23	\$1,729	25	\$2,810	46	\$2,728	41	\$2,866	54	\$3,377
Spring Valley	153	\$2,088	137	\$2,108	84	\$2,359	73	\$2,562	70	\$2,928
St. Rose-Rose de Lima	139	\$2,267	141	\$2,345	159	\$3,320	169	\$4,058	151	\$4,436
St. Rose-San Martin	56	\$2,293	58	\$2,438	40	\$3,325	43	\$3,959	71	\$4,678
St. Rose-Siena	275	\$2,305	272	\$2,523	226	\$2,725	275	\$3,158	344	\$3,637
Summerlin	270	\$2,404	237	\$3,092	211	\$3,321	212	\$3,059	184	\$3,759
Sunrise	616	\$2,466	626	\$2,710	853	\$2,935	1,164	\$3,055	1,042	\$3,498
UMC	402	\$1,392	536	\$1,496	179	\$1,510	147	\$2,227	612	\$2,427
Valley	71	\$2,089	43	\$1,666	66	\$1,821	60	\$2,083	29	\$1,931
<b>Total</b>	<b>2,435</b>	<b>\$2,054</b>	<b>2,509</b>	<b>\$2,221</b>	<b>2,385</b>	<b>\$2,615</b>	<b>2,727</b>	<b>\$2,885</b>	<b>2,835</b>	<b>\$3,268</b>
<b>Washoe</b>										
Carson Tahoe	29	\$727	28	\$781	31	\$844	22	\$938	32	\$974
Northern Nevada	72	\$990	27	\$1,227	74	\$1,515	67	\$1,653	71	\$1,652
Renown Regional	111	\$1,205	122	\$1,143	155	\$1,249	135	\$1,331	161	\$1,555
Renown S. Meadows	21	\$1,463	31	\$969	46	\$1,257	25	\$960	32	\$1,352
Saint Mary's	34	\$1,239	72	\$1,214	96	\$1,239	98	\$1,324	79	\$1,292
Sierra Surgery	0	\$0	0	\$0	0	\$0	0	\$0	0	\$0
<b>Total</b>	<b>267</b>	<b>\$1,120</b>	<b>280</b>	<b>\$1,114</b>	<b>402</b>	<b>\$1,265</b>	<b>347</b>	<b>\$1,339</b>	<b>375</b>	<b>\$1,451</b>
<b>Rural</b>										
Battle Mountain	12	\$1,046	9	\$770	4	\$505	6	\$697	1	\$879
Boulder City	13	\$876	13	\$1,498	11	\$1,860	17	\$1,752	3	\$1,875
Carson Valley	4	\$1,286	7	\$753	13	\$952	7	\$873	2	\$707
Churchill	27	\$849	19	\$694	28	\$703	39	\$991	40	\$803
Desert View	53	\$936	28	\$1,405	29	\$2,011	44	\$2,148	41	\$2,196
Grover C. Dils	2	\$626	2	\$501	2	\$785	4	\$574	4	\$848
Humboldt	1	\$1,455	26	\$1,078	23	\$993	21	\$919	6	\$802
Incline Village	1	\$1,090	21	\$1,501	10	\$1,665	3	\$909	4	\$1,323
Mesa View	1	\$761	5	\$1,082	3	\$827	19	\$1,076	5	\$997
Mount Grant	2	\$263	1	\$145	2	\$258	3	\$477	3	\$382
Northeastern	16	\$1,440	0	\$0	1	\$1,951	1	\$2,521	0	\$0
Nye	1	\$595	1	\$661	0	\$0	0	\$0	0	\$0
Pershing	1	\$969	0	\$0	7	\$651	0	\$0	7	\$2,373
South Lyon	11	\$609	10	\$681	8	\$674	4	\$602	4	\$764
William Bee Ririe	6	\$683	7	\$800	7	\$912	6	\$957	6	\$659
<b>Total</b>	<b>151</b>	<b>\$941</b>	<b>149</b>	<b>\$1,097</b>	<b>148</b>	<b>\$1,184</b>	<b>174</b>	<b>\$1,322</b>	<b>126</b>	<b>\$1,375</b>
<b>All Counties</b>	<b>2,853</b>	<b>\$1,908</b>	<b>2,938</b>	<b>\$2,059</b>	<b>2,935</b>	<b>\$2,358</b>	<b>3,248</b>	<b>\$2,637</b>	<b>3,336</b>	<b>\$2,993</b>

### Chest Pain (00604)

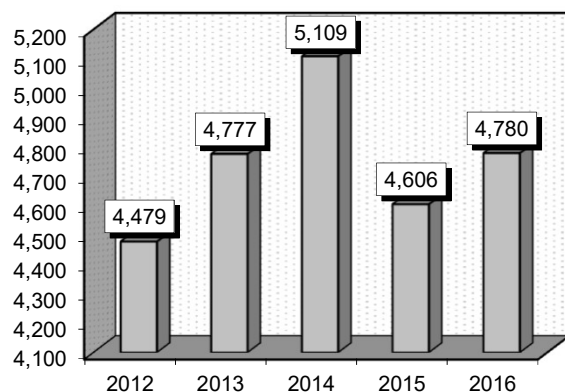
**Diagnoses:** that frequently accompanied Chest Pain were: 1) Tobacco use disorder (3051), 2) Tietze's disease (7336), 3) Anxiety state, unspecified (30000), 4) Shortness of breath (78605), 5) Esophageal reflux (53081), 6) Other and unspecified hyperlipidemia (2724), 7) Precordial pain (78651).

**Definitions:** **Tietze's disease:** A rare, inflammatory disorder characterized by chest pain and swelling of the cartilage of one or more of the upper ribs (costochondral junction).

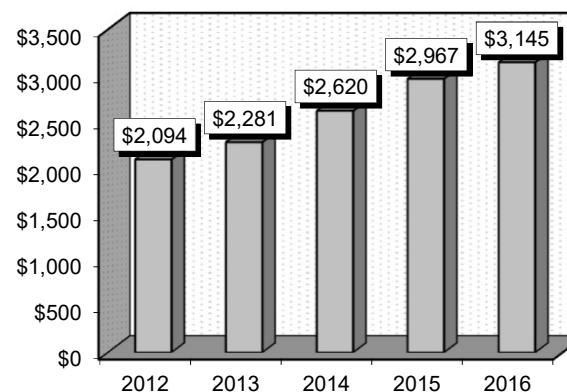
**Costal cartilages:** The cartilages that connect the sternum and the ends of the ribs; its elasticity allows the chest to move in respiration. **Esophageal reflux:** Regurgitation of the contents of the stomach into the esophagus. **Hyperlipidemia:** An abnormally high concentration of fats or lipids in the blood. **Precordial pain:** Pain in the chest wall over the heart.

	2012		2013		2014		2015		2016	
Gender	Cases	Avg Bill	Cases	Avg Bill	Cases	Avg Bill	Cases	Avg Bill	Cases	Avg Bill
Male	2,327	\$2,158	2,455	\$2,341	2,596	\$2,659	2,354	\$3,022	2,485	\$3,190
Female	2,152	\$2,025	2,322	\$2,219	2,513	\$2,580	2,252	\$2,909	2,295	\$3,097
Age Group	Cases	Avg Bill	Cases	Avg Bill	Cases	Avg Bill	Cases	Avg Bill	Cases	Avg Bill
0-17	1,000	\$1,957	1,039	\$2,272	1,051	\$2,589	1,075	\$3,073	1,326	\$3,175
18-35	1,986	\$2,123	2,188	\$2,325	2,352	\$2,774	2,097	\$3,094	2,048	\$3,391
36-49	725	\$2,101	731	\$2,247	842	\$2,468	687	\$2,778	654	\$2,834
50-64	527	\$2,112	581	\$2,124	616	\$2,347	533	\$2,547	518	\$2,664
65+	241	\$2,357	238	\$2,411	248	\$2,493	214	\$2,835	234	\$2,767
Total	4,479	\$2,094	4,777	\$2,281	5,109	\$2,620	4,606	\$2,967	4,780	\$3,145

Patient Discharges (Cases)



Average Billed Charges (Avg Bill)



County / Hospital	2012		2013		2014		2015		2016	
	Cases	Avg Bill	Cases	Avg Bill	Cases	Avg Bill	Cases	Avg Bill	Cases	Avg Bill
<b>Clark</b>										
Centennial Hills	185	\$2,488	252	\$2,522	252	\$3,018	281	\$3,231	205	\$3,530
Desert Springs	179	\$2,084	185	\$2,544	281	\$2,803	254	\$2,796	214	\$2,860
Henderson Hospital	0	\$0	0	\$0	0	\$0	0	\$0	11	\$3,356
Mountain View	146	\$2,675	195	\$3,073	230	\$3,219	265	\$3,544	293	\$3,825
North Vista	254	\$1,123	327	\$1,401	344	\$1,397	259	\$1,620	69	\$3,845
Southern Hills	89	\$2,508	114	\$2,582	134	\$3,080	134	\$3,058	138	\$3,223
Spring Valley	174	\$2,529	201	\$2,910	253	\$2,888	212	\$3,057	174	\$3,115
St. Rose-Rose de Lima	192	\$2,533	236	\$3,033	249	\$4,318	181	\$5,204	158	\$5,481
St. Rose-San Martin	122	\$2,442	155	\$2,797	136	\$4,524	119	\$5,010	118	\$5,556
St. Rose-Siena	386	\$2,658	352	\$3,026	294	\$4,469	240	\$4,970	240	\$5,215
Summerlin	255	\$3,547	251	\$3,213	220	\$2,984	204	\$3,333	182	\$3,726
Sunrise	371	\$2,773	365	\$3,339	452	\$3,567	632	\$3,653	670	\$3,791
UMC	563	\$1,472	618	\$1,526	439	\$1,918	158	\$2,571	825	\$2,666
Valley	203	\$2,205	242	\$2,335	286	\$2,653	272	\$2,832	139	\$2,930
<b>Total</b>	<b>3,119</b>	<b>\$2,306</b>	<b>3,493</b>	<b>\$2,517</b>	<b>3,570</b>	<b>\$3,021</b>	<b>3,211</b>	<b>\$3,404</b>	<b>3,436</b>	<b>\$3,592</b>
<b>Washoe</b>										
Carson Tahoe	109	\$1,141	91	\$1,477	114	\$1,388	152	\$1,526	165	\$1,603
Northern Nevada	120	\$1,444	128	\$1,689	148	\$2,006	138	\$2,261	113	\$2,402
Renown Regional	369	\$1,880	337	\$1,838	363	\$2,087	312	\$2,746	336	\$2,503
Renown S. Meadows	63	\$1,916	107	\$1,841	116	\$1,748	121	\$1,898	117	\$2,390
Saint Mary's	411	\$1,825	349	\$1,674	485	\$1,496	346	\$1,681	263	\$1,865
Sierra Surgery	0	\$0	0	\$0	0	\$0	0	\$0	0	\$0
<b>Total</b>	<b>1,072</b>	<b>\$1,737</b>	<b>1,012</b>	<b>\$1,730</b>	<b>1,226</b>	<b>\$1,746</b>	<b>1,069</b>	<b>\$2,069</b>	<b>994</b>	<b>\$2,160</b>
<b>Rural</b>										
Battle Mountain	8	\$1,069	4	\$1,068	7	\$969	5	\$1,162	9	\$1,024
Boulder City	10	\$1,174	21	\$1,807	22	\$2,223	25	\$2,883	34	\$2,601
Carson Valley	45	\$1,567	37	\$1,764	30	\$1,704	33	\$1,485	45	\$1,419
Churchill	26	\$1,113	33	\$1,062	77	\$1,060	70	\$1,270	72	\$1,167
Desert View	58	\$791	59	\$1,247	74	\$1,726	76	\$1,837	73	\$1,715
Grover C. Dils	4	\$1,094	2	\$876	3	\$1,091	1	\$718	4	\$744
Humboldt	36	\$1,258	17	\$1,352	8	\$1,447	18	\$1,084	18	\$1,539
Incline Village	2	\$756	18	\$1,172	13	\$1,644	13	\$1,372	8	\$1,390
Mesa View	22	\$1,462	27	\$1,302	24	\$1,512	23	\$1,723	28	\$1,751
Mount Grant	10	\$540	7	\$538	12	\$671	8	\$696	15	\$604
Northeastern	12	\$1,720	2	\$3,014	3	\$3,433	8	\$3,365	5	\$4,291
Nye	17	\$968	4	\$1,087	0	\$0	0	\$0	0	\$0
Pershing	4	\$531	5	\$729	9	\$1,638	4	\$2,271	7	\$2,539
South Lyon	7	\$967	11	\$810	14	\$1,152	11	\$970	7	\$1,019
William Bee Ririe	27	\$903	25	\$1,320	17	\$1,302	31	\$1,198	25	\$1,092
<b>Total</b>	<b>288</b>	<b>\$1,128</b>	<b>272</b>	<b>\$1,312</b>	<b>313</b>	<b>\$1,470</b>	<b>326</b>	<b>\$1,603</b>	<b>350</b>	<b>\$1,555</b>
<b>All Counties</b>	<b>4,479</b>	<b>\$2,094</b>	<b>4,777</b>	<b>\$2,281</b>	<b>5,109</b>	<b>\$2,620</b>	<b>4,606</b>	<b>\$2,967</b>	<b>4,780</b>	<b>\$3,145</b>

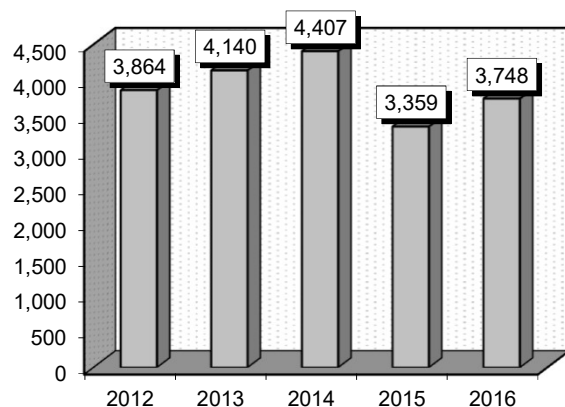
### Abdominal Pain (00628)

**Diagnoses:** that frequently accompanied Abdominal Pain were: 1) Constipation, unspecified (56400), 2) Abdominal pain, epigastric (78906), 3) Diarrhea (78791), 4) Nausea with vomiting (78701), 5) Abdominal pain, periumbilic (78905), 6) Colic (7897), 7) Esophageal reflux (53081).

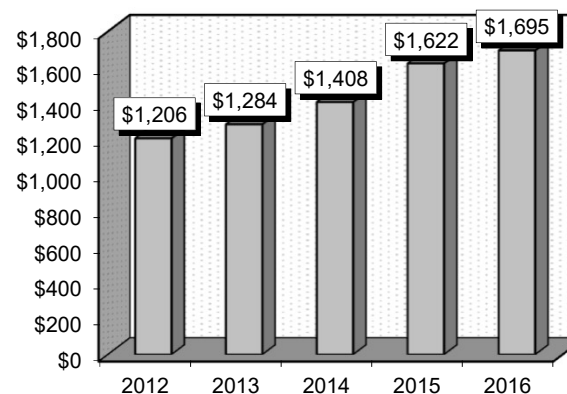
**Definitions:** **Epigastric region:** The upper central region of the abdomen. **Periumbilical:** Around or near the umbilicus. **Umbilicus:** The vestige left behind on a newborn's belly when the umbilical cord is cut. Also called the navel or belly button. **Colic:** Severe abdominal pain, often caused by spasm, obstruction, or distention of any of the hollow viscera, such as the intestines. **Esophageal reflux:** Regurgitation of the contents of the stomach into the esophagus.

	2012		2013		2014		2015		2016	
Gender	Cases	Avg Bill	Cases	Avg Bill	Cases	Avg Bill	Cases	Avg Bill	Cases	Avg Bill
Male	1,797	\$1,194	1,994	\$1,304	2,023	\$1,441	1,613	\$1,633	1,871	\$1,723
Female	2,067	\$1,215	2,146	\$1,265	2,384	\$1,379	1,746	\$1,613	1,877	\$1,667
Age Group	Cases	Avg Bill	Cases	Avg Bill	Cases	Avg Bill	Cases	Avg Bill	Cases	Avg Bill
0-17	1,849	\$1,255	2,101	\$1,338	2,048	\$1,548	1,677	\$1,756	2,182	\$1,786
18-35	1,044	\$1,170	980	\$1,219	1,132	\$1,241	785	\$1,449	738	\$1,526
36-49	475	\$1,142	545	\$1,224	619	\$1,252	415	\$1,525	380	\$1,572
50-64	304	\$1,132	323	\$1,229	370	\$1,296	294	\$1,548	301	\$1,623
65+	192	\$1,194	191	\$1,288	238	\$1,572	188	\$1,488	147	\$1,655
Total	3,864	\$1,206	4,140	\$1,284	4,407	\$1,408	3,359	\$1,622	3,748	\$1,695

Patient Discharges (Cases)



Average Billed Charges (Avg Bill)





County / Hospital	2012		2013		2014		2015		2016	
	Cases	Avg Bill	Cases	Avg Bill	Cases	Avg Bill	Cases	Avg Bill	Cases	Avg Bill
<b>Clark</b>										
Centennial Hills	97	\$1,362	156	\$1,323	159	\$1,557	138	\$1,584	87	\$1,395
Desert Springs	119	\$1,147	116	\$1,203	127	\$1,359	148	\$1,291	125	\$1,230
Henderson Hospital	0	\$0	0	\$0	0	\$0	0	\$0	10	\$1,239
Mountain View	55	\$1,613	67	\$1,845	100	\$1,636	84	\$2,229	130	\$2,450
North Vista	166	\$849	204	\$864	244	\$883	171	\$967	28	\$2,664
Southern Hills	15	\$1,333	43	\$1,714	50	\$1,634	54	\$2,116	68	\$2,166
Spring Valley	124	\$1,299	139	\$1,445	179	\$1,429	115	\$1,402	96	\$1,551
St. Rose-Rose de Lima	136	\$1,479	133	\$1,635	140	\$2,354	98	\$2,543	82	\$2,676
St. Rose-San Martin	106	\$1,492	130	\$1,742	130	\$2,331	83	\$2,549	59	\$2,629
St. Rose-Siena	276	\$1,546	323	\$1,721	308	\$2,410	127	\$2,178	121	\$2,497
Summerlin	221	\$1,740	269	\$1,753	262	\$1,875	244	\$1,942	156	\$1,688
Sunrise	327	\$1,872	273	\$2,024	320	\$2,291	543	\$2,417	539	\$2,312
UMC	617	\$950	712	\$966	373	\$1,005	210	\$1,479	1,079	\$1,558
Valley	136	\$1,145	142	\$1,206	152	\$1,524	138	\$1,549	103	\$1,293
<b>Total</b>	<b>2,395</b>	<b>\$1,338</b>	<b>2,707</b>	<b>\$1,405</b>	<b>2,544</b>	<b>\$1,707</b>	<b>2,153</b>	<b>\$1,898</b>	<b>2,683</b>	<b>\$1,855</b>
<b>Washoe</b>										
Carson Tahoe	79	\$562	80	\$777	117	\$696	98	\$948	98	\$860
Northern Nevada	163	\$889	180	\$1,090	147	\$1,473	89	\$1,248	71	\$1,187
Renown Regional	509	\$1,054	489	\$1,217	545	\$1,212	420	\$1,249	381	\$1,651
Renown S. Meadows	111	\$1,268	106	\$1,253	160	\$1,116	127	\$1,158	118	\$1,710
Saint Mary's	222	\$1,134	270	\$1,015	518	\$721	135	\$1,059	85	\$939
Sierra Surgery	0	\$0	0	\$0	0	\$0	0	\$0	0	\$0
<b>Total</b>	<b>1,084</b>	<b>\$1,032</b>	<b>1,125</b>	<b>\$1,120</b>	<b>1,487</b>	<b>\$1,016</b>	<b>869</b>	<b>\$1,172</b>	<b>753</b>	<b>\$1,433</b>
<b>Rural</b>										
Battle Mountain	9	\$418	5	\$870	6	\$654	3	\$989	8	\$620
Boulder City	24	\$787	17	\$1,425	43	\$1,397	23	\$1,330	18	\$1,572
Carson Valley	122	\$1,147	75	\$780	63	\$1,015	60	\$1,041	64	\$924
Churchill	35	\$651	44	\$742	70	\$722	50	\$735	57	\$682
Desert View	42	\$527	52	\$795	76	\$1,016	73	\$1,284	29	\$1,032
Grover C. Dils	4	\$558	4	\$638	1	\$250	3	\$609	4	\$746
Humboldt	51	\$859	32	\$842	16	\$847	15	\$745	37	\$982
Incline Village	1	\$489	10	\$844	16	\$861	21	\$1,072	11	\$1,074
Mesa View	9	\$715	23	\$882	28	\$806	19	\$897	28	\$956
Mount Grant	12	\$293	7	\$290	4	\$277	5	\$368	10	\$257
Northeastern	23	\$1,432	1	\$1,438	1	\$1,472	1	\$1,947	5	\$2,670
Nye	12	\$739	2	\$403	0	\$0	0	\$0	0	\$0
Pershing	5	\$652	6	\$1,164	12	\$501	9	\$1,290	4	\$2,335
South Lyon	8	\$558	12	\$524	17	\$581	13	\$743	12	\$645
William Bee Ririe	28	\$801	18	\$857	23	\$1,101	42	\$988	25	\$961
<b>Total</b>	<b>385</b>	<b>\$873</b>	<b>308</b>	<b>\$819</b>	<b>376</b>	<b>\$930</b>	<b>337</b>	<b>\$1,025</b>	<b>312</b>	<b>\$949</b>
<b>All Counties</b>	<b>3,864</b>	<b>\$1,206</b>	<b>4,140</b>	<b>\$1,284</b>	<b>4,407</b>	<b>\$1,408</b>	<b>3,359</b>	<b>\$1,622</b>	<b>3,748</b>	<b>\$1,695</b>

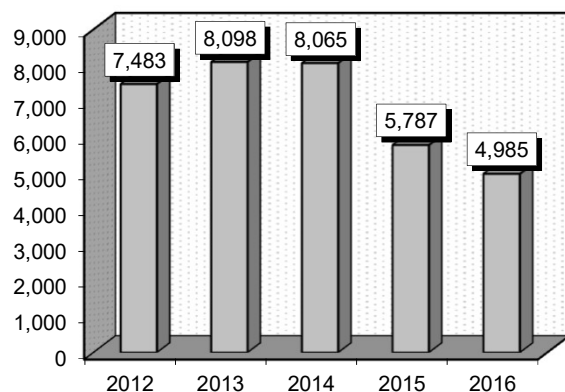
### Fractures & Dislocations Except Femur, Pelvis & Back (00652)

**Diagnoses:** that frequently accompanied Fractures & Dislocations Except Femur, Pelvis & Back were: 1) Closed fracture of one or more phalanges of foot (8260), 2) Closed fracture of metatarsal bone(s) (82525), 3) Closed dislocation of acromioclavicular (joint) (83104), 4) Closed fracture of shaft of clavicle (81002), 5) Closed fracture of lower end of radius with ulna (81344), 6) Other tear of cartilage or meniscus of knee, current (8362), 7) Closed supracondylar fracture of humerus (81241).

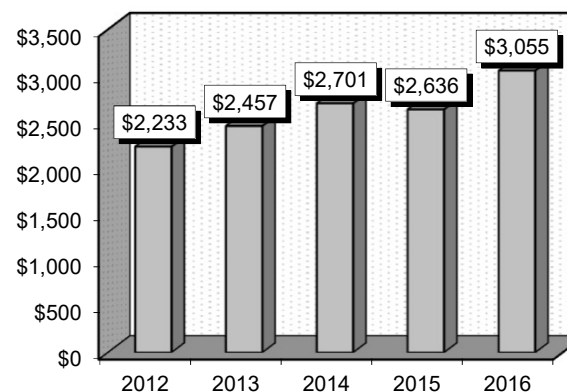
**Definitions:** **Phalanges:** The bones of the fingers and of the toes. **Metatarsal:** Any of the five long cylindrical bones extending from the heel to the toes. **Acromioclavicular:** Relating to the acromion and clavicle; denoting the articulation between the clavicle and the acromion of the scapula. **Acromion:** The outer end of the scapula, extending over the shoulder joint and forming the highest point of the shoulder, to which the collarbone is attached. **Meniscus:** A disk of cartilage that acts as a cushion between the ends of bones in a joint. **Supracondylar:** Above a condyle. **Condyle:** A rounded projection on a bone, usually for articulation with another bone.

	2012		2013		2014		2015		2016	
Gender	Cases	Avg Bill	Cases	Avg Bill	Cases	Avg Bill	Cases	Avg Bill	Cases	Avg Bill
Male	3,954	\$2,228	4,252	\$2,427	4,305	\$2,685	3,008	\$2,630	2,546	\$2,988
Female	3,529	\$2,237	3,846	\$2,490	3,760	\$2,720	2,779	\$2,642	2,439	\$3,125
Age Group	Cases	Avg Bill	Cases	Avg Bill	Cases	Avg Bill	Cases	Avg Bill	Cases	Avg Bill
0-17	2,587	\$2,154	2,779	\$2,383	2,760	\$2,652	1,694	\$2,459	1,463	\$2,673
18-35	1,869	\$2,220	1,995	\$2,411	2,043	\$2,685	1,400	\$2,567	1,188	\$3,024
36-49	1,110	\$2,214	1,194	\$2,416	1,168	\$2,652	930	\$2,631	743	\$3,155
50-64	1,103	\$2,278	1,151	\$2,521	1,219	\$2,712	1,008	\$2,864	890	\$3,271
65+	814	\$2,478	979	\$2,736	875	\$2,944	755	\$2,861	701	\$3,526
Total	7,483	\$2,233	8,098	\$2,457	8,065	\$2,701	5,787	\$2,636	4,985	\$3,055

Patient Discharges (Cases)



Average Billed Charges (Avg Bill)



County / Hospital	2012		2013		2014		2015		2016	
	Cases	Avg Bill	Cases	Avg Bill	Cases	Avg Bill	Cases	Avg Bill	Cases	Avg Bill
<b>Clark</b>										
Centennial Hills	377	\$2,160	451	\$2,563	327	\$2,616	267	\$2,957	124	\$3,703
Desert Springs	317	\$1,997	296	\$2,423	268	\$2,542	198	\$2,666	81	\$3,215
Henderson Hospital	0	\$0	0	\$0	0	\$0	0	\$0	7	\$4,016
Mountain View	694	\$3,078	661	\$3,351	762	\$3,737	415	\$3,549	479	\$4,048
North Vista	645	\$2,241	623	\$2,192	697	\$2,328	518	\$2,254	64	\$5,221
Southern Hills	422	\$2,675	394	\$3,323	409	\$3,672	207	\$3,507	255	\$3,523
Spring Valley	524	\$2,287	385	\$2,740	283	\$2,591	243	\$2,934	103	\$3,553
St. Rose-Rose de Lima	128	\$2,762	202	\$2,905	150	\$3,300	52	\$3,858	74	\$5,283
St. Rose-San Martin	47	\$3,413	107	\$2,658	101	\$3,142	35	\$3,408	38	\$5,109
St. Rose-Siena	199	\$2,709	272	\$2,956	276	\$2,965	111	\$4,109	113	\$4,775
Summerlin	379	\$2,376	389	\$2,654	295	\$2,649	303	\$2,775	136	\$3,686
Sunrise	1,396	\$2,788	1,501	\$3,138	1,841	\$3,469	1,094	\$3,399	1,096	\$3,667
UMC	488	\$1,152	532	\$1,377	134	\$1,509	105	\$2,507	487	\$2,592
Valley	155	\$1,895	187	\$2,381	177	\$2,454	162	\$2,662	71	\$3,492
<b>Total</b>	<b>5,771</b>	<b>\$2,436</b>	<b>6,000</b>	<b>\$2,736</b>	<b>5,720</b>	<b>\$3,090</b>	<b>3,710</b>	<b>\$3,080</b>	<b>3,128</b>	<b>\$3,657</b>
<b>Washoe</b>										
Carson Tahoe	141	\$1,489	124	\$1,737	117	\$1,627	146	\$1,448	115	\$1,290
Northern Nevada	102	\$1,298	151	\$1,366	197	\$1,565	186	\$1,804	81	\$2,354
Renown Regional	340	\$2,173	369	\$2,182	395	\$2,023	394	\$2,391	412	\$3,032
Renown S. Meadows	134	\$1,710	157	\$1,730	160	\$1,761	199	\$1,903	189	\$2,283
Saint Mary's	335	\$1,671	605	\$1,739	823	\$1,826	378	\$1,916	164	\$1,834
Sierra Surgery	0	\$0	0	\$0	0	\$0	0	\$0	0	\$0
<b>Total</b>	<b>1,052</b>	<b>\$1,778</b>	<b>1,406</b>	<b>\$1,814</b>	<b>1,692</b>	<b>\$1,822</b>	<b>1,303</b>	<b>\$1,989</b>	<b>961</b>	<b>\$2,415</b>
<b>Rural</b>										
Battle Mountain	48	\$1,007	48	\$1,063	26	\$893	23	\$1,113	29	\$1,162
Boulder City	48	\$1,139	30	\$1,506	29	\$1,784	74	\$2,148	94	\$2,409
Carson Valley	72	\$1,449	69	\$1,469	58	\$1,659	54	\$1,627	70	\$1,585
Churchill	70	\$1,133	79	\$1,296	96	\$1,246	116	\$1,235	134	\$1,091
Desert View	114	\$945	103	\$1,355	100	\$2,030	126	\$1,877	121	\$2,011
Grover C. Dils	8	\$946	12	\$749	12	\$752	8	\$1,136	10	\$1,086
Humboldt	10	\$1,249	26	\$1,524	12	\$1,747	22	\$1,323	30	\$2,250
Incline Village	17	\$1,231	90	\$1,262	77	\$1,486	68	\$1,478	132	\$1,681
Mesa View	18	\$2,728	28	\$2,190	50	\$1,341	89	\$1,400	56	\$1,447
Mount Grant	31	\$714	19	\$1,007	25	\$941	27	\$897	23	\$821
Northeastern	13	\$2,312	4	\$2,784	11	\$3,091	25	\$3,239	18	\$3,410
Nye	34	\$884	15	\$1,223	0	\$0	0	\$0	0	\$0
Pershing	4	\$685	3	\$1,527	15	\$1,730	12	\$1,748	18	\$2,450
South Lyon	54	\$963	82	\$1,059	72	\$1,263	57	\$1,412	78	\$1,168
William Bee Ririe	119	\$1,334	84	\$1,546	70	\$2,071	73	\$1,561	83	\$1,349
<b>Total</b>	<b>660</b>	<b>\$1,182</b>	<b>692</b>	<b>\$1,348</b>	<b>653</b>	<b>\$1,569</b>	<b>774</b>	<b>\$1,597</b>	<b>896</b>	<b>\$1,640</b>
<b>All Counties</b>	<b>7,483</b>	<b>\$2,233</b>	<b>8,098</b>	<b>\$2,457</b>	<b>8,065</b>	<b>\$2,701</b>	<b>5,787</b>	<b>\$2,636</b>	<b>4,985</b>	<b>\$3,055</b>

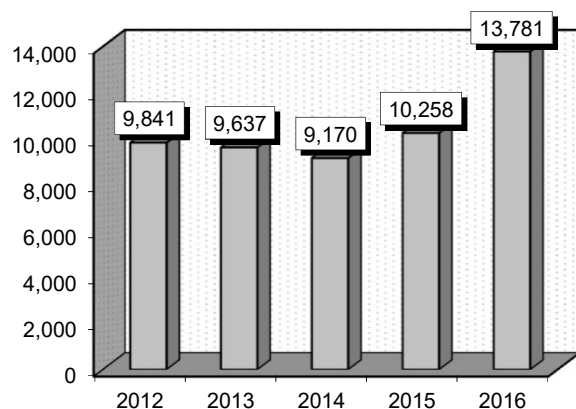
### Back & Neck Disorders Except Lumbar Disc Disease (00656)

**Diagnoses:** that frequently accompanied Back & Neck Disorders Except Lumbar Disc Disease were: 1) Cervicalgia (7231), 2) Sprain of thoracic (8471), 3) Sprain of lumbosacral (joint) (ligament) (8460), 4) Sprain of lumbar (8472), 5) Lumbago (7242), 6) Torticollis, unspecified (7235).

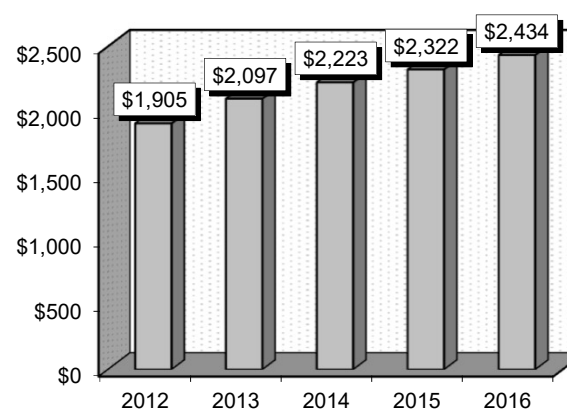
**Definitions:** **Cervicalgia:** Neck pain. **Thoracic:** Pertaining to the thorax (chest). **Lumbosacral:** Of or relating to or near the small of the back and the back part of the pelvis between the hips. **Lumbago:** An older, non-medical term used to describe lower back pain or back pain in general. **Torticollis:** A contraction, often spasmodic, of the muscles of the neck, chiefly those supplied by the spinal accessory nerve; the head is drawn to one side and usually rotated so that the chin points to the other side.

	2012		2013		2014		2015		2016	
Gender	Cases	Avg Bill	Cases	Avg Bill	Cases	Avg Bill	Cases	Avg Bill	Cases	Avg Bill
Male	4,380	\$1,864	4,292	\$2,090	4,133	\$2,218	4,812	\$2,303	6,702	\$2,442
Female	5,461	\$1,939	5,345	\$2,103	5,037	\$2,226	5,446	\$2,339	7,079	\$2,426
Age Group	Cases	Avg Bill	Cases	Avg Bill	Cases	Avg Bill	Cases	Avg Bill	Cases	Avg Bill
0-17	956	\$1,605	872	\$1,746	832	\$1,949	831	\$2,012	1,109	\$2,197
18-35	3,832	\$1,898	3,789	\$2,086	3,393	\$2,152	3,746	\$2,302	4,744	\$2,525
36-49	2,531	\$1,945	2,412	\$2,097	2,314	\$2,265	2,663	\$2,345	3,624	\$2,437
50-64	1,802	\$1,984	1,755	\$2,235	1,770	\$2,376	2,043	\$2,409	3,068	\$2,405
65+	720	\$2,005	809	\$2,231	861	\$2,339	975	\$2,420	1,236	\$2,365
Total	9,841	\$1,905	9,637	\$2,097	9,170	\$2,223	10,258	\$2,322	13,781	\$2,434

Patient Discharges (Cases)



Average Billed Charges (Avg Bill)



County / Hospital	2012		2013		2014		2015		2016	
	Cases	Avg Bill	Cases	Avg Bill	Cases	Avg Bill	Cases	Avg Bill	Cases	Avg Bill
<b>Clark</b>										
Centennial Hills	638	\$2,201	662	\$2,229	642	\$2,446	714	\$2,682	597	\$2,715
Desert Springs	412	\$2,077	410	\$2,285	474	\$2,335	518	\$2,450	516	\$2,296
Henderson Hospital	0	\$0	0	\$0	0	\$0	0	\$0	43	\$2,446
Mountain View	456	\$2,349	442	\$2,744	457	\$2,985	612	\$3,355	882	\$3,372
North Vista	492	\$1,539	506	\$1,568	426	\$1,623	367	\$1,593	202	\$3,087
Southern Hills	229	\$2,342	268	\$2,738	231	\$2,890	365	\$3,336	581	\$3,434
Spring Valley	681	\$2,294	620	\$2,497	597	\$2,810	554	\$2,592	474	\$2,577
St. Rose-Rose de Lima	350	\$1,939	408	\$2,133	388	\$2,753	312	\$2,693	436	\$2,969
St. Rose-San Martin	224	\$1,852	332	\$2,292	255	\$2,759	204	\$2,400	316	\$2,537
St. Rose-Siena	546	\$2,564	509	\$2,927	368	\$3,192	327	\$3,008	461	\$2,869
Summerlin	534	\$2,178	432	\$2,243	437	\$2,571	459	\$2,657	399	\$2,696
Sunrise	725	\$2,903	739	\$3,264	746	\$2,987	1,364	\$3,151	1,946	\$3,565
UMC	857	\$1,981	871	\$1,953	259	\$2,605	386	\$2,006	1,945	\$2,094
Valley	528	\$1,799	464	\$2,007	504	\$2,198	553	\$2,300	494	\$2,186
<b>Total</b>	<b>6,672</b>	<b>\$2,188</b>	<b>6,663</b>	<b>\$2,377</b>	<b>5,784</b>	<b>\$2,621</b>	<b>6,735</b>	<b>\$2,725</b>	<b>9,292</b>	<b>\$2,831</b>
<b>Washoe</b>										
Carson Tahoe	298	\$617	206	\$837	189	\$1,014	260	\$1,214	429	\$1,218
Northern Nevada	378	\$1,242	317	\$1,502	355	\$1,635	336	\$1,903	515	\$1,818
Renown Regional	645	\$1,682	683	\$1,689	692	\$1,803	679	\$1,819	1,031	\$2,150
Renown S. Meadows	208	\$1,355	257	\$1,306	258	\$1,335	330	\$1,418	447	\$1,824
Saint Mary's	639	\$1,787	648	\$1,884	961	\$1,762	736	\$1,871	604	\$1,680
Sierra Surgery	0	\$0	0	\$0	0	\$0	0	\$0	0	\$0
<b>Total</b>	<b>2,168</b>	<b>\$1,458</b>	<b>2,111</b>	<b>\$1,591</b>	<b>2,455</b>	<b>\$1,653</b>	<b>2,341</b>	<b>\$1,724</b>	<b>3,026</b>	<b>\$1,820</b>
<b>Rural</b>										
Battle Mountain	46	\$996	46	\$1,042	23	\$699	22	\$956	42	\$999
Boulder City	76	\$1,104	82	\$2,035	98	\$2,016	113	\$1,571	128	\$1,526
Carson Valley	168	\$1,179	122	\$1,163	123	\$1,269	136	\$1,035	145	\$1,006
Churchill	117	\$921	108	\$1,017	147	\$843	209	\$821	337	\$760
Desert View	177	\$678	146	\$1,098	167	\$1,459	189	\$1,532	235	\$1,520
Grover C. Dils	14	\$738	10	\$706	8	\$822	12	\$885	12	\$827
Humboldt	109	\$1,185	99	\$1,224	69	\$1,148	88	\$1,126	149	\$1,395
Incline Village	2	\$766	49	\$1,028	44	\$1,197	54	\$1,462	33	\$1,512
Mesa View	67	\$1,035	69	\$1,074	107	\$1,141	184	\$1,177	170	\$1,118
Mount Grant	14	\$513	11	\$565	10	\$583	24	\$653	38	\$533
Northeastern	65	\$1,429	6	\$2,258	4	\$3,087	8	\$2,820	11	\$2,693
Nye	21	\$1,024	7	\$1,317	0	\$0	0	\$0	0	\$0
Pershing	22	\$634	20	\$771	19	\$1,181	25	\$2,411	37	\$2,941
South Lyon	31	\$756	37	\$780	45	\$868	31	\$995	33	\$862
William Bee Ririe	72	\$948	51	\$1,243	67	\$1,317	87	\$1,139	93	\$945
<b>Total</b>	<b>1,001</b>	<b>\$992</b>	<b>863</b>	<b>\$1,178</b>	<b>931</b>	<b>\$1,252</b>	<b>1,182</b>	<b>\$1,213</b>	<b>1,463</b>	<b>\$1,182</b>
<b>All Counties</b>	<b>9,841</b>	<b>\$1,905</b>	<b>9,637</b>	<b>\$2,097</b>	<b>9,170</b>	<b>\$2,223</b>	<b>10,258</b>	<b>\$2,322</b>	<b>13,781</b>	<b>\$2,434</b>

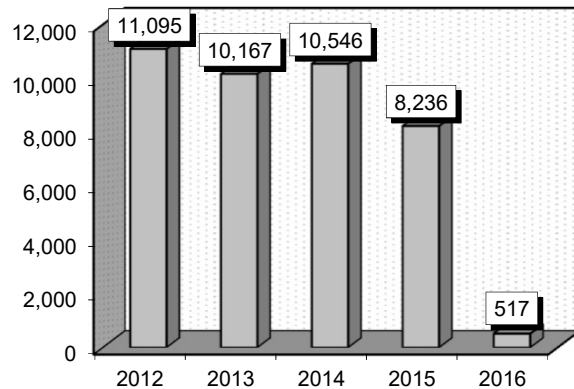
### Lumbar Disc Disease (00657)

**Diagnoses:** that frequently accompanied Lumbar Disc Disease were: 1) Lumbago (7242), 2) Sprain of lumbar (8472), 3) Sciatica (7243), 4) Spasm of muscle (72885), 5) Degeneration of lumbar or lumbosacral intervertebral disc (72252), 6) Thoracic or lumbosacral neuritis or radiculitis, unspecified (7244), 7) Cervicalgia (7231), 8) Lumbosacral spondylosis without myelopathy (7213).

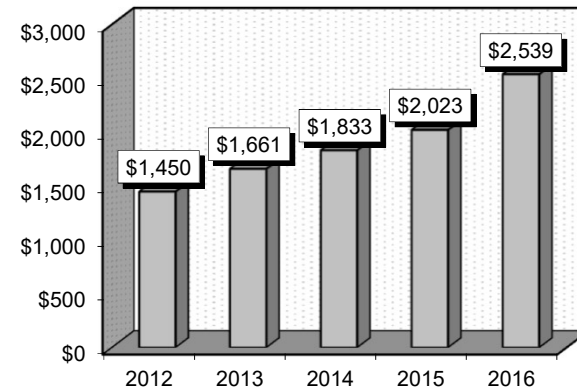
**Definitions:** **Lumbago:** An older, non-medical term used to describe lower back pain or back pain in general. **Sciatica:** Pain in lower back and hip radiating down back of thigh into leg, due to herniated lumbar discs compressing a nerve root, most commonly L5 or S1. **Lumbosacral:** Of or relating to or near the small of the back and the back part of the pelvis between the hips. **Cervicalgia:** Neck pain. **Spondylosis:** A degenerative process affecting the vertebral disc and facet joints that gradually develops with age. **Myelopathy:** Any disease of the spinal cord.

	2012		2013		2014		2015		2016	
Gender	Cases	Avg Bill	Cases	Avg Bill	Cases	Avg Bill	Cases	Avg Bill	Cases	Avg Bill
Male	5,858	\$1,445	5,461	\$1,658	5,563	\$1,827	4,371	\$2,062	283	\$2,626
Female	5,237	\$1,455	4,706	\$1,666	4,983	\$1,841	3,865	\$1,977	234	\$2,435
Age Group	Cases	Avg Bill	Cases	Avg Bill	Cases	Avg Bill	Cases	Avg Bill	Cases	Avg Bill
0-17	342	\$1,636	362	\$1,747	309	\$1,954	245	\$1,869	6	\$2,229
18-35	3,849	\$1,403	3,527	\$1,619	3,567	\$1,723	2,854	\$1,939	161	\$2,492
36-49	3,310	\$1,408	2,971	\$1,642	3,028	\$1,817	2,367	\$2,014	129	\$2,671
50-64	2,676	\$1,457	2,443	\$1,646	2,696	\$1,894	2,022	\$2,110	147	\$2,403
65+	918	\$1,707	864	\$1,909	946	\$2,087	748	\$2,181	74	\$2,707
Total	11,095	\$1,450	10,167	\$1,661	10,546	\$1,833	8,236	\$2,023	517	\$2,539

Patient Discharges (Cases)



Average Billed Charges (Avg Bill)



County / Hospital	2012		2013		2014		2015		2016	
	Cases	Avg Bill	Cases	Avg Bill	Cases	Avg Bill	Cases	Avg Bill	Cases	Avg Bill
<b>Clark</b>										
Centennial Hills	602	\$2,050	541	\$2,130	528	\$2,344	456	\$2,598	61	\$3,310
Desert Springs	471	\$1,646	489	\$1,897	672	\$2,124	510	\$2,256	19	\$3,090
Henderson Hospital	0	\$0	0	\$0	0	\$0	0	\$0	1	\$4,988
Mountain View	342	\$1,909	236	\$2,345	322	\$2,648	437	\$2,889	17	\$3,678
North Vista	542	\$923	506	\$1,091	578	\$1,175	422	\$1,217	17	\$2,749
Southern Hills	166	\$1,835	136	\$2,347	173	\$2,427	224	\$2,671	23	\$3,447
Spring Valley	561	\$1,747	552	\$2,027	479	\$2,252	469	\$2,522	22	\$2,806
St. Rose-Rose de Lima	515	\$1,639	576	\$1,789	590	\$2,231	309	\$2,430	8	\$3,753
St. Rose-San Martin	314	\$1,635	277	\$1,959	341	\$2,440	149	\$2,317	6	\$2,993
St. Rose-Siena	528	\$1,821	596	\$2,146	467	\$2,454	249	\$2,483	9	\$4,114
Summerlin	362	\$2,110	389	\$2,244	364	\$2,391	345	\$2,608	19	\$3,328
Sunrise	662	\$2,305	473	\$2,973	814	\$2,725	940	\$2,727	33	\$4,008
UMC	1,271	\$1,120	1,034	\$1,140	351	\$1,402	18	\$2,498	33	\$2,294
Valley	610	\$1,455	585	\$1,694	736	\$1,887	552	\$2,117	17	\$2,090
<b>Total</b>	<b>6,946</b>	<b>\$1,637</b>	<b>6,390</b>	<b>\$1,866</b>	<b>6,415</b>	<b>\$2,176</b>	<b>5,080</b>	<b>\$2,418</b>	<b>285</b>	<b>\$3,185</b>
<b>Washoe</b>										
Carson Tahoe	299	\$665	181	\$842	192	\$868	186	\$1,179	12	\$1,404
Northern Nevada	393	\$986	412	\$1,375	457	\$1,449	346	\$1,545	12	\$2,119
Renown Regional	842	\$1,298	840	\$1,362	953	\$1,375	587	\$1,467	27	\$1,976
Renown S. Meadows	372	\$1,272	314	\$1,346	408	\$1,330	287	\$1,368	8	\$2,273
Saint Mary's	974	\$1,476	867	\$1,635	1,016	\$1,431	826	\$1,580	85	\$1,926
Sierra Surgery	0	\$0	0	\$0	0	\$0	0	\$0	0	\$0
<b>Total</b>	<b>2,880</b>	<b>\$1,246</b>	<b>2,614</b>	<b>\$1,417</b>	<b>3,026</b>	<b>\$1,367</b>	<b>2,232</b>	<b>\$1,484</b>	<b>144</b>	<b>\$1,927</b>
<b>Rural</b>										
Battle Mountain	59	\$837	36	\$893	30	\$664	8	\$722	1	\$884
Boulder City	53	\$894	64	\$1,847	80	\$1,774	66	\$1,417	13	\$1,656
Carson Valley	170	\$1,054	182	\$1,097	195	\$1,112	105	\$1,108	2	\$927
Churchill	104	\$700	110	\$793	130	\$747	164	\$705	8	\$1,088
Desert View	208	\$729	184	\$1,058	179	\$1,413	172	\$1,468	16	\$1,779
Grover C. Dils	12	\$649	13	\$633	10	\$714	6	\$960	0	\$0
Humboldt	165	\$1,046	137	\$1,070	76	\$935	55	\$1,081	6	\$1,872
Incline Village	4	\$1,022	66	\$1,147	42	\$1,215	35	\$1,274	8	\$1,455
Mesa View	133	\$909	126	\$1,047	113	\$1,018	100	\$1,168	16	\$1,173
Mount Grant	34	\$533	50	\$674	40	\$603	22	\$719	4	\$405
Northeastern	72	\$1,480	21	\$2,322	6	\$2,398	13	\$2,689	1	\$2,622
Nye	64	\$825	14	\$994	0	\$0	0	\$0	0	\$0
Pershing	37	\$588	31	\$770	45	\$1,173	32	\$1,401	3	\$3,083
South Lyon	47	\$700	36	\$790	57	\$899	37	\$930	3	\$879
William Bee Ririe	107	\$874	93	\$1,296	102	\$1,197	109	\$1,124	7	\$1,201
<b>Total</b>	<b>1,269</b>	<b>\$891</b>	<b>1,163</b>	<b>\$1,086</b>	<b>1,105</b>	<b>\$1,120</b>	<b>924</b>	<b>\$1,150</b>	<b>88</b>	<b>\$1,450</b>
<b>All Counties</b>	<b>11,095</b>	<b>\$1,450</b>	<b>10,167</b>	<b>\$1,661</b>	<b>10,546</b>	<b>\$1,833</b>	<b>8,236</b>	<b>\$2,023</b>	<b>517</b>	<b>\$2,539</b>

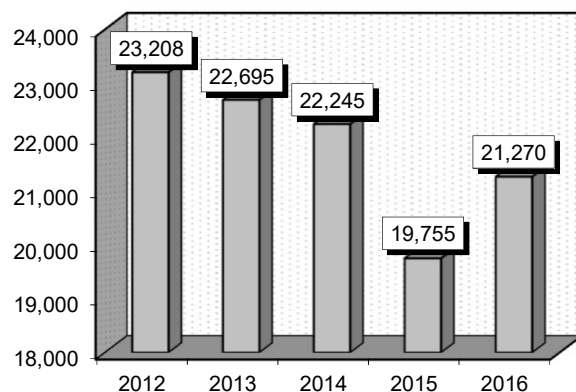
### Contusion, Open Wound & Other Trauma To Skin & Subcutaneous Tissue (00674)

**Diagnoses:** that frequently accompanied Contusion, Open Wound & Other Trauma To Skin & Subcutaneous Tissue were: 1) Contusion of face, scalp, and neck except eye(s) (920), 2) Contusion of chest wall (9221), 3) Contusion of knee (92411), 4) Contusion of foot (92420), 5) Contusion of hand(s) (92320), 6) Contusion of shoulder region (92300), 7) Abrasion or friction burn of face, neck, and scalp except eye, without mention of infection (9100), 8) Contusion of hip (92401), 9) Open wound of forehead, without mention of complication (87342), 10) Contusion of back (92231).

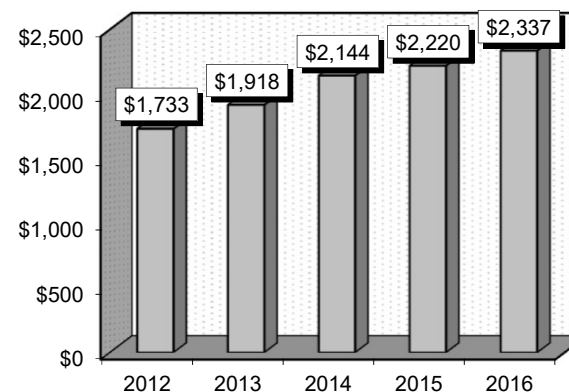
**Definitions: Contusion:** An injury in which the skin is not broken, often characterized by ruptured blood vessels and discolorations; a bruise. **Abrasion:** A wound caused by rubbing or scraping the skin or a mucous membrane.

	2012		2013		2014		2015		2016	
Gender	Cases	Avg Bill	Cases	Avg Bill	Cases	Avg Bill	Cases	Avg Bill	Cases	Avg Bill
Male	11,863	\$1,694	11,444	\$1,887	11,265	\$2,113	9,862	\$2,157	11,087	\$2,248
Female	11,345	\$1,773	11,251	\$1,948	10,980	\$2,177	9,893	\$2,283	10,183	\$2,433
Age Group	Cases	Avg Bill	Cases	Avg Bill	Cases	Avg Bill	Cases	Avg Bill	Cases	Avg Bill
0-17	8,380	\$1,445	8,080	\$1,583	8,027	\$1,808	6,653	\$1,747	7,367	\$1,806
18-35	6,507	\$1,911	6,262	\$2,154	6,112	\$2,345	5,503	\$2,372	5,795	\$2,583
36-49	3,267	\$1,896	3,379	\$2,079	3,164	\$2,270	2,868	\$2,580	3,035	\$2,653
50-64	2,642	\$1,925	2,702	\$2,079	2,661	\$2,342	2,560	\$2,534	2,753	\$2,730
65+	2,412	\$1,820	2,272	\$2,024	2,281	\$2,387	2,171	\$2,439	2,320	\$2,524
Total	23,208	\$1,733	22,695	\$1,918	22,245	\$2,144	19,755	\$2,220	21,270	\$2,337

Patient Discharges (Cases)



Average Billed Charges (Avg Bill)





County / Hospital	2012		2013		2014		2015		2016	
	Cases	Avg Bill	Cases	Avg Bill	Cases	Avg Bill	Cases	Avg Bill	Cases	Avg Bill
<b>Clark</b>										
Centennial Hills	1,047	\$1,726	1,024	\$1,905	967	\$2,018	915	\$2,096	671	\$1,639
Desert Springs	697	\$1,800	698	\$2,135	784	\$2,070	756	\$2,310	455	\$1,946
Henderson Hospital	0	\$0	0	\$0	0	\$0	0	\$0	51	\$1,573
Mountain View	1,710	\$2,433	1,214	\$2,817	1,480	\$2,921	1,141	\$3,275	1,316	\$3,218
North Vista	1,896	\$1,481	1,505	\$1,466	1,608	\$1,545	1,336	\$1,524	419	\$3,820
Southern Hills	721	\$2,150	769	\$2,397	762	\$2,615	569	\$2,933	791	\$2,871
Spring Valley	900	\$1,831	1,014	\$2,059	1,050	\$2,260	878	\$2,419	518	\$1,904
St. Rose-Rose de Lima	793	\$1,972	762	\$2,159	755	\$3,057	376	\$3,189	405	\$3,291
St. Rose-San Martin	369	\$1,830	425	\$2,024	347	\$2,898	227	\$3,104	227	\$3,018
St. Rose-Siena	1,017	\$2,041	908	\$2,489	859	\$2,766	566	\$3,068	703	\$3,167
Summerlin	1,178	\$1,700	855	\$1,926	824	\$2,024	828	\$1,995	624	\$1,771
Sunrise	2,781	\$2,568	2,995	\$2,889	3,725	\$3,103	3,519	\$3,261	4,213	\$3,553
UMC	2,064	\$1,652	2,369	\$1,769	790	\$2,157	563	\$2,181	2,876	\$1,874
Valley	712	\$1,715	690	\$2,010	648	\$2,134	623	\$2,204	363	\$2,113
<b>Total</b>	<b>15,885</b>	<b>\$1,972</b>	<b>15,228</b>	<b>\$2,209</b>	<b>14,599</b>	<b>\$2,517</b>	<b>12,297</b>	<b>\$2,651</b>	<b>13,632</b>	<b>\$2,760</b>
<b>Washoe</b>										
Carson Tahoe	700	\$620	583	\$857	585	\$847	555	\$1,055	682	\$1,051
Northern Nevada	574	\$1,023	573	\$1,194	609	\$1,336	586	\$1,490	399	\$1,254
Renown Regional	1,770	\$1,923	1,655	\$1,874	1,811	\$2,054	1,774	\$2,248	1,811	\$2,526
Renown S. Meadows	479	\$1,352	499	\$1,376	529	\$1,466	520	\$1,505	578	\$1,835
Saint Mary's	1,061	\$1,391	1,435	\$1,504	1,422	\$1,508	1,150	\$1,508	967	\$1,500
Sierra Surgery	0	\$0	0	\$0	0	\$0	0	\$0	0	\$0
<b>Total</b>	<b>4,584</b>	<b>\$1,428</b>	<b>4,745</b>	<b>\$1,503</b>	<b>4,956</b>	<b>\$1,604</b>	<b>4,585</b>	<b>\$1,737</b>	<b>4,437</b>	<b>\$1,871</b>
<b>Rural</b>										
Battle Mountain	182	\$752	172	\$774	69	\$610	61	\$777	81	\$836
Boulder City	180	\$897	151	\$1,561	195	\$1,592	222	\$1,431	258	\$1,588
Carson Valley	248	\$1,087	263	\$1,211	291	\$1,106	272	\$1,087	310	\$1,079
Churchill	526	\$905	500	\$971	578	\$940	619	\$939	659	\$846
Desert View	498	\$722	354	\$1,055	416	\$1,408	539	\$1,489	462	\$1,477
Grover C. Dils	42	\$704	27	\$702	25	\$760	41	\$874	47	\$853
Humboldt	166	\$1,279	356	\$1,140	261	\$1,057	289	\$1,055	380	\$1,369
Incline Village	9	\$1,041	160	\$909	153	\$1,086	107	\$1,125	187	\$1,289
Mesa View	202	\$974	236	\$1,000	263	\$1,120	216	\$1,204	232	\$1,145
Mount Grant	139	\$485	93	\$490	59	\$429	72	\$647	74	\$466
Northeastern	45	\$1,381	2	\$2,581	6	\$2,747	3	\$3,391	12	\$2,956
Nye	108	\$669	28	\$1,070	0	\$0	0	\$0	0	\$0
Pershing	54	\$515	61	\$537	44	\$1,074	46	\$1,420	68	\$2,378
South Lyon	170	\$677	168	\$770	169	\$900	185	\$981	210	\$886
William Bee Ririe	170	\$894	151	\$999	161	\$1,246	201	\$1,126	221	\$1,035
<b>Total</b>	<b>2,739</b>	<b>\$857</b>	<b>2,722</b>	<b>\$1,009</b>	<b>2,690</b>	<b>\$1,115</b>	<b>2,873</b>	<b>\$1,147</b>	<b>3,201</b>	<b>\$1,176</b>
<b>All Counties</b>	<b>23,208</b>	<b>\$1,733</b>	<b>22,695</b>	<b>\$1,918</b>	<b>22,245</b>	<b>\$2,144</b>	<b>19,755</b>	<b>\$2,220</b>	<b>21,270</b>	<b>\$2,337</b>

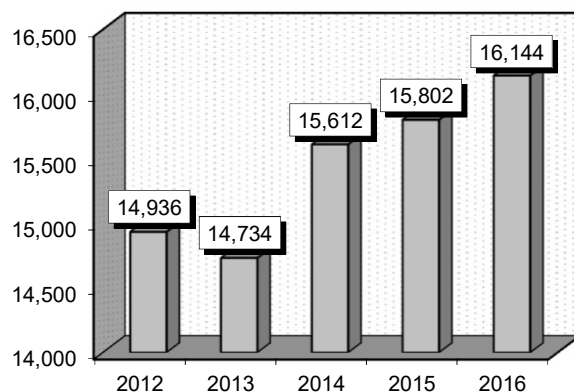
### Other Skin, Subcutaneous Tissue & Breast Disorders (00675)

**Diagnoses:** that frequently accompanied Other Skin, Subcutaneous Tissue & Breast Disorders were: 1) Allergic urticaria (7080), 2) Scabies (1330), 3) Dermatitis due to drugs and medicines taken internally (6930), 4) Dermatophytosis of the body (1105), 5) Candidiasis of skin and nails (1123), 6) Sebaceous cyst (7062), 7) Lump or mass in breast (61172), 8) Mastodynia (61171).

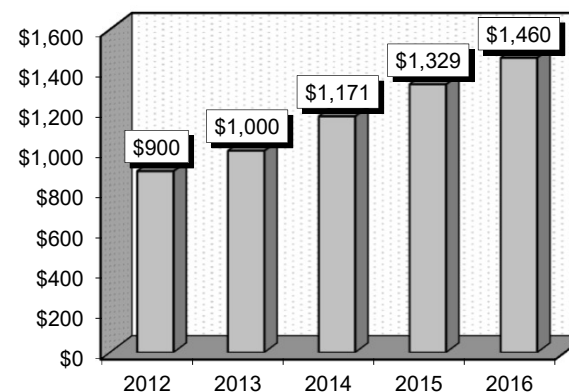
**Definitions:** **Urticaria:** An eruption of itching wheals, colloquially called hives, usually of systemic origin; it may be due to a state of hypersensitivity to foods or drugs, foci of infection, physical agents (heat, cold, light, friction), or psychic stimuli. **Scabies:** A contagious disease caused by *Sarcoptes scabiei*, the human itch mite, characterized by intense itching of the skin and excoriation from scratching. **Dermatitis:** A general term used to describe inflammation of the skin. **Dermatophytosis:** An infection of the hair, skin, or nails caused by any one of the dermatophytes (fungus parasitic upon the skin). **Candidiasis:** An infection caused by a species of the yeast *Candida*, usually *Candida albicans*. **Sebaceous cyst:** A rounded swollen area of the skin formed by an abnormal sac of retained excretion (sebum) from the sebaceous follicles. **Mastodynia:** Pain in the breast.

	2012		2013		2014		2015		2016	
Gender	Cases	Avg Bill	Cases	Avg Bill	Cases	Avg Bill	Cases	Avg Bill	Cases	Avg Bill
Male	6,633	\$884	6,669	\$973	7,019	\$1,154	7,050	\$1,304	7,354	\$1,454
Female	8,303	\$912	8,065	\$1,023	8,593	\$1,184	8,752	\$1,349	8,790	\$1,465
Age Group	Cases	Avg Bill	Cases	Avg Bill	Cases	Avg Bill	Cases	Avg Bill	Cases	Avg Bill
0-17	6,481	\$839	6,332	\$944	6,484	\$1,099	6,450	\$1,265	6,904	\$1,399
18-35	4,029	\$933	3,926	\$1,040	4,364	\$1,227	4,434	\$1,372	4,169	\$1,519
36-49	2,069	\$962	2,106	\$1,046	2,179	\$1,210	2,182	\$1,423	2,230	\$1,543
50-64	1,457	\$943	1,541	\$1,035	1,682	\$1,224	1,761	\$1,338	1,822	\$1,486
65+	900	\$968	829	\$1,063	903	\$1,222	975	\$1,326	1,019	\$1,409
Total	14,936	\$900	14,734	\$1,000	15,612	\$1,171	15,802	\$1,329	16,144	\$1,460

Patient Discharges (Cases)



Average Billed Charges (Avg Bill)



County / Hospital	2012		2013		2014		2015		2016	
	Cases	Avg Bill	Cases	Avg Bill	Cases	Avg Bill	Cases	Avg Bill	Cases	Avg Bill
<b>Clark</b>										
Centennial Hills	659	\$1,146	647	\$1,191	722	\$1,413	795	\$1,563	679	\$1,712
Desert Springs	478	\$1,118	499	\$1,321	677	\$1,423	747	\$1,472	609	\$1,557
Henderson Hospital	0	\$0	0	\$0	0	\$0	0	\$0	55	\$1,465
Mountain View	628	\$1,426	546	\$1,617	734	\$1,708	931	\$1,869	852	\$2,100
North Vista	650	\$582	693	\$610	724	\$673	696	\$712	226	\$1,344
Southern Hills	296	\$1,279	339	\$1,454	371	\$1,633	454	\$1,857	503	\$2,011
Spring Valley	497	\$1,176	590	\$1,301	612	\$1,426	595	\$1,534	521	\$1,605
St. Rose-Rose de Lima	608	\$907	612	\$930	660	\$1,410	665	\$1,528	565	\$1,874
St. Rose-San Martin	341	\$968	380	\$936	373	\$1,318	337	\$1,442	351	\$1,593
St. Rose-Siena	885	\$941	781	\$1,000	729	\$1,195	738	\$1,345	782	\$1,453
Summerlin	626	\$1,260	541	\$1,248	576	\$1,372	695	\$1,404	610	\$1,519
Sunrise	1,646	\$1,388	1,874	\$1,562	2,308	\$1,729	3,044	\$1,828	2,895	\$2,039
UMC	2,331	\$542	2,179	\$596	1,246	\$788	453	\$1,183	2,189	\$1,216
Valley	469	\$1,049	460	\$1,177	560	\$1,324	602	\$1,440	489	\$1,615
<b>Total</b>	<b>10,114</b>	<b>\$996</b>	<b>10,141</b>	<b>\$1,099</b>	<b>10,292</b>	<b>\$1,360</b>	<b>10,752</b>	<b>\$1,560</b>	<b>11,326</b>	<b>\$1,692</b>
<b>Washoe</b>										
Carson Tahoe	362	\$379	305	\$512	296	\$566	325	\$662	349	\$649
Northern Nevada	371	\$542	382	\$671	433	\$710	475	\$804	438	\$863
Renown Regional	1,629	\$783	1,582	\$834	1,757	\$855	1,504	\$922	1,452	\$1,072
Renown S. Meadows	328	\$934	312	\$908	387	\$831	383	\$933	333	\$1,146
Saint Mary's	841	\$814	809	\$891	1,014	\$839	893	\$883	748	\$903
Sierra Surgery	0	\$0	0	\$0	0	\$0	0	\$0	0	\$0
<b>Total</b>	<b>3,531</b>	<b>\$737</b>	<b>3,390</b>	<b>\$807</b>	<b>3,887</b>	<b>\$810</b>	<b>3,580</b>	<b>\$874</b>	<b>3,320</b>	<b>\$969</b>
<b>Rural</b>										
Battle Mountain	57	\$652	45	\$712	49	\$580	31	\$727	39	\$683
Boulder City	72	\$508	62	\$1,270	95	\$1,247	61	\$841	81	\$862
Carson Valley	198	\$719	157	\$763	161	\$783	160	\$707	190	\$675
Churchill	258	\$510	234	\$480	358	\$465	411	\$530	443	\$537
Desert View	164	\$439	216	\$850	274	\$1,122	281	\$1,123	222	\$1,174
Grover C. Dils	14	\$481	11	\$505	9	\$528	6	\$612	8	\$628
Humboldt	135	\$686	98	\$727	76	\$712	98	\$687	102	\$916
Incline Village	7	\$518	50	\$770	39	\$743	57	\$811	39	\$1,130
Mesa View	98	\$707	106	\$616	133	\$625	147	\$670	129	\$692
Mount Grant	23	\$195	14	\$299	14	\$308	26	\$414	37	\$261
Northeastern	41	\$1,465	12	\$1,742	20	\$2,215	6	\$2,228	11	\$2,366
Nye	32	\$481	12	\$625	0	\$0	0	\$0	0	\$0
Pershing	45	\$326	26	\$394	39	\$634	36	\$794	43	\$2,317
South Lyon	53	\$522	63	\$615	52	\$721	61	\$705	59	\$601
William Bee Ririe	94	\$517	97	\$741	114	\$851	89	\$725	95	\$658
<b>Total</b>	<b>1,291</b>	<b>\$591</b>	<b>1,203</b>	<b>\$715</b>	<b>1,433</b>	<b>\$786</b>	<b>1,470</b>	<b>\$746</b>	<b>1,498</b>	<b>\$793</b>
<b>All Counties</b>	<b>14,936</b>	<b>\$900</b>	<b>14,734</b>	<b>\$1,000</b>	<b>15,612</b>	<b>\$1,171</b>	<b>15,802</b>	<b>\$1,329</b>	<b>16,144</b>	<b>\$1,460</b>

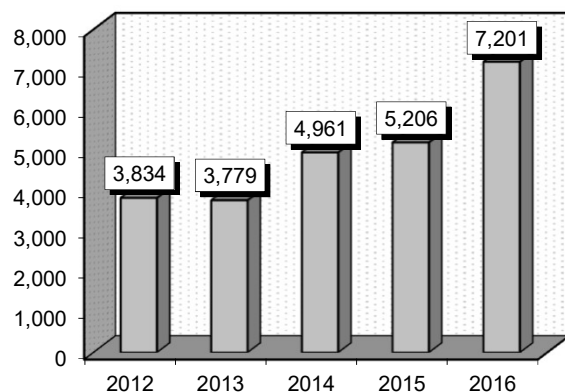
### Viral Illness (00808)

**Diagnoses:** that frequently accompanied Viral Illness were: 1) Hand, foot, and mouth disease (0743), 2) Viral exanthem, unspecified (0579), 3) Acute pharyngitis (462), 4) Varicella without mention of complication (0529), 5) Coxsackie virus infection in conditions classified elsewhere and of unspecified site (0792), 6) Tobacco use disorder (3051), 7) Unspecified otitis media (3829), 8) Influenza with other manifestations (4878), 9) Diarrhea (78791).

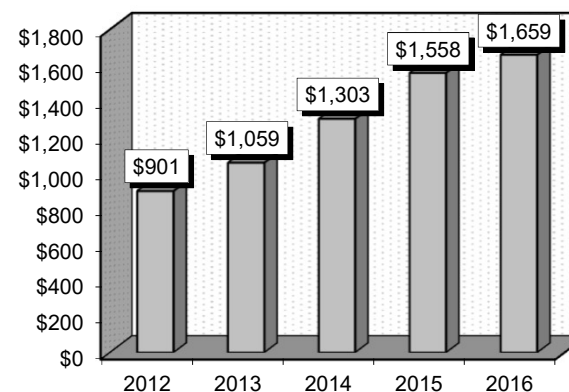
**Definitions:** **Exanthem:** A skin eruption or rash. **Pharyngitis:** Inflammation of the pharynx, causing a sore throat. **Varicella:** (AKA chickenpox) An acute contagious disease, usually occurring in children, caused by the varicella-zoster virus and marked by a sparse eruption of papules, which become vesicles and then pustules, usually with mild constitutional symptoms; incubation period is about 14-17 days. **Coxsackie virus:** Any of a group of enteroviruses that cause various respiratory, neurological, and muscular diseases in humans. **Enterovirus:** A genus of picornaviruses, including polioviruses, coxsackieviruses, and echoviruses, that infect the gastrointestinal tract and often spread to other areas of the body, especially the nervous system.

	2012		2013		2014		2015		2016	
Gender	Cases	Avg Bill	Cases	Avg Bill	Cases	Avg Bill	Cases	Avg Bill	Cases	Avg Bill
Male	2,027	\$904	1,951	\$1,075	2,683	\$1,320	2,761	\$1,557	3,814	\$1,663
Female	1,807	\$898	1,828	\$1,041	2,278	\$1,283	2,445	\$1,560	3,387	\$1,654
Age Group	Cases	Avg Bill	Cases	Avg Bill	Cases	Avg Bill	Cases	Avg Bill	Cases	Avg Bill
0-17	3,208	\$883	3,099	\$1,063	4,262	\$1,315	4,518	\$1,576	6,316	\$1,656
18-35	385	\$985	398	\$1,026	430	\$1,233	465	\$1,423	569	\$1,641
36-49	145	\$967	172	\$1,054	162	\$1,201	125	\$1,546	163	\$1,866
50-64	76	\$1,080	79	\$1,081	88	\$1,315	60	\$1,474	109	\$1,716
65+	20	\$956	31	\$1,069	19	\$1,109	38	\$1,268	44	\$1,428
Total	3,834	\$901	3,779	\$1,059	4,961	\$1,303	5,206	\$1,558	7,201	\$1,659

Patient Discharges (Cases)



Average Billed Charges (Avg Bill)



County / Hospital	2012		2013		2014		2015		2016	
	Cases	Avg Bill	Cases	Avg Bill	Cases	Avg Bill	Cases	Avg Bill	Cases	Avg Bill
<b>Clark</b>										
Centennial Hills	96	\$1,066	87	\$1,016	90	\$1,002	122	\$1,455	182	\$1,403
Desert Springs	19	\$828	23	\$970	31	\$1,371	43	\$1,197	67	\$1,385
Henderson Hospital	0	\$0	0	\$0	0	\$0	0	\$0	16	\$1,244
Mountain View	180	\$1,487	148	\$1,644	171	\$1,607	165	\$1,936	239	\$2,364
North Vista	334	\$671	495	\$697	560	\$828	277	\$929	87	\$1,795
Southern Hills	36	\$1,311	86	\$1,454	129	\$1,537	167	\$1,843	308	\$2,287
Spring Valley	76	\$1,051	79	\$1,385	68	\$1,076	63	\$1,360	97	\$1,421
St. Rose-Rose de Lima	116	\$792	165	\$970	163	\$1,600	92	\$1,828	127	\$2,352
St. Rose-San Martin	114	\$861	85	\$886	87	\$1,579	65	\$1,891	87	\$1,885
St. Rose-Siena	133	\$906	180	\$955	223	\$1,332	333	\$1,605	522	\$1,819
Summerlin	69	\$1,176	78	\$1,032	110	\$1,162	194	\$1,352	303	\$1,591
Sunrise	763	\$1,353	803	\$1,741	1,635	\$1,874	2,078	\$2,005	2,272	\$2,058
UMC	852	\$591	593	\$663	325	\$732	139	\$1,284	942	\$1,270
Valley	8	\$1,677	19	\$977	36	\$1,215	56	\$1,471	36	\$1,545
<b>Total</b>	<b>2,796</b>	<b>\$958</b>	<b>2,841</b>	<b>\$1,137</b>	<b>3,628</b>	<b>\$1,464</b>	<b>3,794</b>	<b>\$1,770</b>	<b>5,285</b>	<b>\$1,846</b>
<b>Washoe</b>										
Carson Tahoe	108	\$356	100	\$638	100	\$674	84	\$943	96	\$967
Northern Nevada	50	\$650	10	\$728	34	\$668	68	\$1,023	155	\$1,001
Renown Regional	446	\$786	337	\$853	604	\$899	621	\$1,056	842	\$1,248
Renown S. Meadows	67	\$1,051	37	\$1,001	66	\$990	31	\$1,023	80	\$1,526
Saint Mary's	159	\$1,001	96	\$1,168	149	\$1,079	197	\$1,150	279	\$1,303
Sierra Surgery	0	\$0	0	\$0	0	\$0	0	\$0	0	\$0
<b>Total</b>	<b>830</b>	<b>\$785</b>	<b>580</b>	<b>\$875</b>	<b>953</b>	<b>\$902</b>	<b>1,001</b>	<b>\$1,062</b>	<b>1,452</b>	<b>\$1,229</b>
<b>Rural</b>										
Battle Mountain	20	\$574	17	\$725	7	\$1,489	20	\$648	8	\$618
Boulder City	9	\$602	4	\$679	23	\$780	24	\$852	13	\$1,031
Carson Valley	7	\$961	20	\$1,121	30	\$928	24	\$1,075	35	\$996
Churchill	44	\$547	90	\$616	86	\$735	89	\$735	152	\$679
Desert View	31	\$538	46	\$784	36	\$906	65	\$974	59	\$1,128
Grover C. Dils	1	\$250	3	\$494	1	\$457	2	\$447	2	\$312
Humboldt	21	\$724	77	\$808	49	\$714	55	\$752	51	\$965
Incline Village	2	\$755	24	\$675	23	\$658	20	\$770	25	\$1,026
Mesa View	13	\$796	26	\$647	53	\$594	42	\$573	22	\$609
Mount Grant	3	\$207	3	\$350	5	\$347	4	\$353	23	\$236
Northeastern	6	\$834	0	\$0	0	\$0	0	\$0	0	\$0
Nye	2	\$674	6	\$517	0	\$0	0	\$0	0	\$0
Pershing	1	\$1,090	2	\$275	11	\$618	16	\$1,476	28	\$2,149
South Lyon	16	\$568	13	\$643	18	\$579	16	\$736	9	\$539
William Bee Ririe	32	\$553	27	\$914	38	\$1,049	34	\$881	37	\$690
<b>Total</b>	<b>208</b>	<b>\$608</b>	<b>358</b>	<b>\$736</b>	<b>380</b>	<b>\$771</b>	<b>411</b>	<b>\$819</b>	<b>464</b>	<b>\$879</b>
<b>All Counties</b>	<b>3,834</b>	<b>\$901</b>	<b>3,779</b>	<b>\$1,059</b>	<b>4,961</b>	<b>\$1,303</b>	<b>5,206</b>	<b>\$1,558</b>	<b>7,201</b>	<b>\$1,659</b>

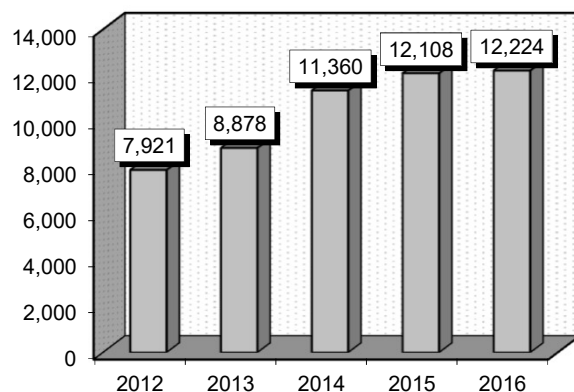
### Alcohol Abuse & Dependence (00842)

**Diagnoses:** that frequently accompanied Alcohol Abuse & Dependence were: 1) Unspecified essential hypertension (4019), 2) Alcohol withdrawal (29181), 3) Depressive disorder, not elsewhere classified (311), 4) Anxiety state, unspecified (30000), 5) Dehydration (27651), 6) Bipolar disorder, unspecified (29680), 7) Suicidal ideation (V6284), 8) Hypopotassemia (2768).

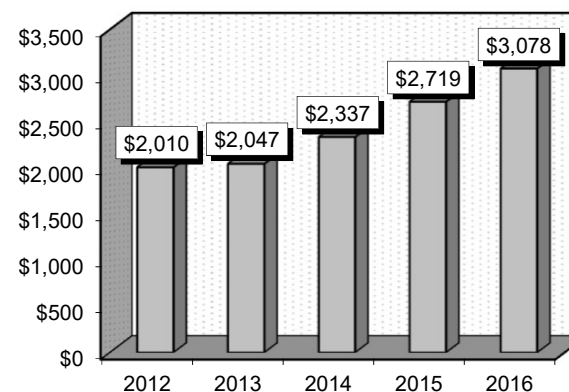
**Definitions:** **Hypertension:** High blood pressure. **Hypopotassemia:** A deficiency of potassium in the blood.

	2012		2013		2014		2015		2016	
Gender	Cases	Avg Bill	Cases	Avg Bill	Cases	Avg Bill	Cases	Avg Bill	Cases	Avg Bill
Male	5,198	\$1,877	6,016	\$1,997	7,688	\$2,302	8,084	\$2,657	8,190	\$3,043
Female	2,723	\$2,262	2,862	\$2,151	3,672	\$2,410	4,024	\$2,842	4,034	\$3,149
Age Group	Cases	Avg Bill	Cases	Avg Bill	Cases	Avg Bill	Cases	Avg Bill	Cases	Avg Bill
0-17	212	\$1,737	200	\$2,292	175	\$2,595	155	\$3,130	178	\$3,685
18-35	3,428	\$2,097	3,717	\$2,017	4,906	\$2,245	5,394	\$2,578	5,206	\$2,917
36-49	2,194	\$1,944	2,271	\$2,123	2,702	\$2,487	2,845	\$2,938	2,974	\$3,349
50-64	1,823	\$1,964	2,407	\$2,004	3,150	\$2,335	3,181	\$2,726	3,348	\$3,080
65+	264	\$1,950	283	\$2,015	427	\$2,350	533	\$2,808	518	\$2,916
Total	7,921	\$2,010	8,878	\$2,047	11,360	\$2,337	12,108	\$2,719	12,224	\$3,078

**Patient Discharges (Cases)**



**Average Billed Charges (Avg Bill)**



County / Hospital	2012		2013		2014		2015		2016	
	Cases	Avg Bill	Cases	Avg Bill	Cases	Avg Bill	Cases	Avg Bill	Cases	Avg Bill
<b>Clark</b>										
Centennial Hills	127	\$2,433	136	\$2,547	179	\$2,893	134	\$2,904	107	\$3,481
Desert Springs	1,280	\$1,569	1,483	\$1,762	1,845	\$1,930	1,516	\$2,040	1,437	\$2,254
Henderson Hospital	0	\$0	0	\$0	0	\$0	0	\$0	24	\$3,126
Mountain View	221	\$4,098	196	\$4,311	304	\$4,496	432	\$5,887	339	\$6,822
North Vista	275	\$3,414	406	\$1,234	359	\$1,421	408	\$1,281	99	\$2,270
Southern Hills	58	\$2,975	118	\$3,129	185	\$2,728	366	\$3,838	471	\$4,537
Spring Valley	1,364	\$1,734	1,455	\$1,810	1,997	\$1,841	1,936	\$2,026	1,638	\$2,173
St. Rose-Rose de Lima	116	\$3,532	134	\$4,471	155	\$4,694	126	\$5,345	150	\$6,214
St. Rose-San Martin	102	\$3,888	122	\$4,455	167	\$4,780	153	\$4,899	140	\$5,784
St. Rose-Siena	128	\$3,442	157	\$4,211	139	\$5,366	146	\$6,104	225	\$6,561
Summerlin	150	\$2,811	144	\$3,156	231	\$2,854	132	\$2,996	103	\$4,315
Sunrise	1,099	\$2,898	1,183	\$2,953	2,257	\$3,395	3,524	\$3,618	3,619	\$4,028
UMC	418	\$887	450	\$1,125	349	\$1,451	195	\$1,707	917	\$2,007
Valley	1,336	\$1,663	1,397	\$1,743	1,509	\$1,799	1,332	\$1,997	1,126	\$2,080
<b>Total</b>	<b>6,674</b>	<b>\$2,120</b>	<b>7,381</b>	<b>\$2,168</b>	<b>9,676</b>	<b>\$2,475</b>	<b>10,400</b>	<b>\$2,916</b>	<b>10,395</b>	<b>\$3,304</b>
<b>Washoe</b>										
Carson Tahoe	159	\$1,254	139	\$1,620	176	\$1,510	197	\$1,738	216	\$1,493
Northern Nevada	83	\$1,190	61	\$1,777	111	\$1,695	107	\$1,741	99	\$2,478
Renown Regional	477	\$1,557	463	\$1,649	525	\$1,764	455	\$1,786	541	\$2,165
Renown S. Meadows	37	\$1,586	26	\$1,381	22	\$1,700	35	\$1,462	34	\$2,291
Saint Mary's	304	\$1,424	550	\$1,216	610	\$1,214	629	\$1,164	574	\$1,407
Sierra Surgery	0	\$0	0	\$0	0	\$0	0	\$0	0	\$0
<b>Total</b>	<b>1,060</b>	<b>\$1,445</b>	<b>1,239</b>	<b>\$1,454</b>	<b>1,444</b>	<b>\$1,494</b>	<b>1,423</b>	<b>\$1,493</b>	<b>1,464</b>	<b>\$1,793</b>
<b>Rural</b>										
Battle Mountain	23	\$1,019	19	\$889	13	\$451	16	\$746	25	\$674
Boulder City	4	\$1,870	4	\$1,791	6	\$2,761	11	\$3,088	31	\$3,409
Carson Valley	10	\$883	31	\$1,489	25	\$1,288	48	\$1,078	55	\$1,176
Churchill	54	\$997	37	\$814	42	\$1,167	54	\$847	73	\$1,038
Desert View	26	\$1,388	36	\$2,176	43	\$3,126	45	\$2,471	50	\$2,925
Grover C. Dils	5	\$655	4	\$659	1	\$156	3	\$1,163	0	\$0
Humboldt	17	\$1,429	60	\$1,495	32	\$1,215	22	\$1,310	48	\$1,834
Incline Village	0	\$0	9	\$1,152	6	\$1,282	3	\$2,907	3	\$1,444
Mesa View	18	\$2,009	10	\$1,314	24	\$2,126	24	\$2,150	26	\$2,116
Mount Grant	2	\$632	1	\$1,525	4	\$780	8	\$883	16	\$666
Northeastern	6	\$1,698	7	\$3,313	11	\$3,692	9	\$4,448	16	\$4,012
Nye	1	\$4,173	0	\$0	0	\$0	0	\$0	0	\$0
Pershing	4	\$912	6	\$1,163	5	\$3,459	11	\$2,765	3	\$2,388
South Lyon	16	\$1,181	22	\$982	21	\$1,335	22	\$1,290	13	\$700
William Bee Ririe	1	\$8,335	12	\$1,635	7	\$1,890	9	\$1,338	6	\$1,840
<b>Total</b>	<b>187</b>	<b>\$1,283</b>	<b>258</b>	<b>\$1,424</b>	<b>240</b>	<b>\$1,825</b>	<b>285</b>	<b>\$1,632</b>	<b>365</b>	<b>\$1,805</b>
<b>All Counties</b>	<b>7,921</b>	<b>\$2,010</b>	<b>8,878</b>	<b>\$2,047</b>	<b>11,360</b>	<b>\$2,337</b>	<b>12,108</b>	<b>\$2,719</b>	<b>12,224</b>	<b>\$3,078</b>

### Allergic Reactions (00850)

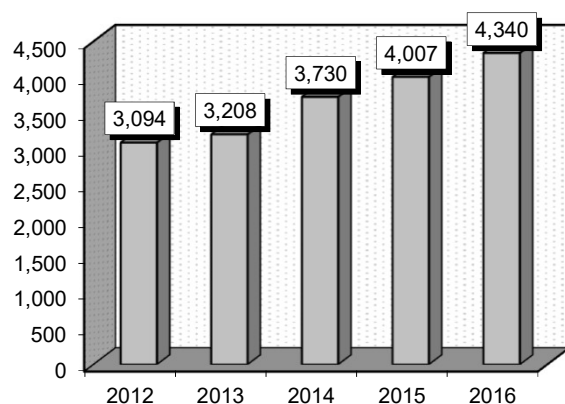
**Diagnoses:** that frequently accompanied Allergic Reactions were: 1) Angioneurotic edema, not elsewhere classified (9951), 2) Rash and other nonspecific skin eruption (7821), 3) Urticaria, unspecified (7089), 4) Allergic urticaria (7080), 5) Unspecified pruritic disorder (6989), 6) Other anaphylactic reaction (9950), 7) Anxiety state, unspecified (30000), 8) Unspecified acquired hypothyroidism (2449), 9) Pure hypercholesterolemia (2720), 10) Allergy to seafood (V1504).

**Definitions:** **angioedema:** The rapid swelling of the dermis, subcutaneous tissue, mucosa and submucosal tissues. **Urticaria:** An eruption of itching wheals, colloquially called hives, usually of systemic origin; it may be due to a state of hypersensitivity to foods or drugs, foci of infection, physical agents (heat, cold, light, friction), or psychic stimuli.

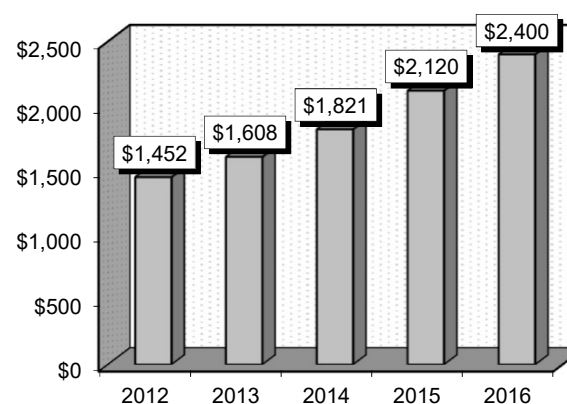
**Pruritic disorder:** A sensation that causes the desire or reflex to scratch. **Anaphylactic shock:** A serious and profound state of shock brought about by hypersensitivity (anaphylaxis) to an allergen such as a drug, foreign protein, or toxin. **Hypothyroidism:** Diminished production of thyroid hormone, leading to clinical manifestations of thyroid insufficiency, including low metabolic rate, tendency to gain weight, somnolence, and sometimes myxedema. **Hypercholesterolemia:** An abnormally high concentration of cholesterol in the blood.

Gender	2012		2013		2014		2015		2016	
	Cases	Avg Bill	Cases	Avg Bill	Cases	Avg Bill	Cases	Avg Bill	Cases	Avg Bill
Male	1,213	\$1,421	1,239	\$1,572	1,437	\$1,723	1,574	\$2,063	1,741	\$2,370
Female	1,881	\$1,472	1,969	\$1,631	2,293	\$1,883	2,433	\$2,157	2,599	\$2,420
Age Group	2012		2013		2014		2015		2016	
	Cases	Avg Bill	Cases	Avg Bill	Cases	Avg Bill	Cases	Avg Bill	Cases	Avg Bill
0-17	995	\$1,139	1,032	\$1,302	1,196	\$1,416	1,398	\$1,619	1,462	\$1,852
18-35	865	\$1,420	920	\$1,654	1,073	\$1,933	1,114	\$2,182	1,275	\$2,508
36-49	541	\$1,595	529	\$1,716	619	\$1,992	640	\$2,469	704	\$2,779
50-64	418	\$1,754	415	\$1,910	526	\$2,087	513	\$2,597	525	\$2,857
65+	275	\$1,945	312	\$1,905	316	\$2,199	342	\$2,599	374	\$2,818
<b>Total</b>	<b>3,094</b>	<b>\$1,452</b>	<b>3,208</b>	<b>\$1,608</b>	<b>3,730</b>	<b>\$1,821</b>	<b>4,007</b>	<b>\$2,120</b>	<b>4,340</b>	<b>\$2,400</b>

Patient Discharges (Cases)



Average Billed Charges (Avg Bill)





County / Hospital	2012		2013		2014		2015		2016	
	Cases	Avg Bill	Cases	Avg Bill	Cases	Avg Bill	Cases	Avg Bill	Cases	Avg Bill
<b>Clark</b>										
Centennial Hills	201	\$1,904	234	\$1,971	280	\$2,245	266	\$2,365	283	\$2,680
Desert Springs	116	\$1,781	160	\$2,233	179	\$2,410	188	\$2,498	176	\$2,546
Henderson Hospital	0	\$0	0	\$0	0	\$0	0	\$0	21	\$2,724
Mountain View	85	\$1,699	81	\$2,099	136	\$2,118	243	\$3,024	260	\$3,241
North Vista	189	\$966	192	\$1,081	232	\$1,162	175	\$1,045	71	\$1,939
Southern Hills	72	\$1,342	50	\$1,628	52	\$1,759	112	\$2,739	150	\$3,215
Spring Valley	224	\$2,030	216	\$2,152	259	\$2,387	253	\$2,449	240	\$2,727
St. Rose-Rose de Lima	112	\$1,280	118	\$1,532	123	\$2,034	156	\$2,322	154	\$3,045
St. Rose-San Martin	107	\$1,432	129	\$1,267	130	\$1,769	139	\$1,982	120	\$2,298
St. Rose-Siena	318	\$1,600	336	\$1,584	358	\$1,955	382	\$2,108	405	\$2,499
Summerlin	200	\$1,917	219	\$2,039	270	\$2,070	250	\$2,292	276	\$2,613
Sunrise	241	\$1,513	253	\$1,775	367	\$2,068	604	\$2,666	687	\$3,010
UMC	314	\$963	235	\$1,141	81	\$1,531	51	\$2,373	233	\$1,784
Valley	81	\$2,056	130	\$2,049	181	\$2,085	165	\$2,222	141	\$2,639
<b>Total</b>	<b>2,260</b>	<b>\$1,544</b>	<b>2,353</b>	<b>\$1,721</b>	<b>2,648</b>	<b>\$2,012</b>	<b>2,984</b>	<b>\$2,365</b>	<b>3,217</b>	<b>\$2,709</b>
<b>Washoe</b>										
Carson Tahoe	63	\$1,326	53	\$1,493	56	\$1,686	50	\$1,606	70	\$1,560
Northern Nevada	67	\$886	54	\$952	114	\$1,272	103	\$1,561	128	\$1,650
Renown Regional	229	\$1,309	230	\$1,427	288	\$1,388	239	\$1,498	370	\$1,602
Renown S. Meadows	84	\$1,522	86	\$1,500	89	\$1,441	112	\$1,478	116	\$1,769
Saint Mary's	170	\$1,113	197	\$1,099	233	\$1,065	194	\$1,151	165	\$1,217
Sierra Surgery	0	\$0	0	\$0	0	\$0	0	\$0	0	\$0
<b>Total</b>	<b>613</b>	<b>\$1,239</b>	<b>620</b>	<b>\$1,297</b>	<b>780</b>	<b>\$1,302</b>	<b>698</b>	<b>\$1,416</b>	<b>849</b>	<b>\$1,554</b>
<b>Rural</b>										
Battle Mountain	14	\$1,223	8	\$809	6	\$862	9	\$719	8	\$861
Boulder City	24	\$847	36	\$1,859	48	\$1,991	41	\$1,844	21	\$1,155
Carson Valley	8	\$813	20	\$1,049	19	\$1,250	24	\$1,410	21	\$943
Churchill	23	\$752	26	\$777	60	\$1,267	64	\$951	49	\$1,075
Desert View	34	\$756	20	\$1,392	21	\$1,838	32	\$2,201	27	\$2,641
Grover C. Dils	0	\$0	5	\$703	1	\$1,095	4	\$821	8	\$1,185
Humboldt	6	\$983	8	\$1,718	17	\$870	21	\$1,469	40	\$1,389
Incline Village	0	\$0	22	\$1,035	18	\$1,475	12	\$1,337	4	\$1,517
Mesa View	34	\$1,026	32	\$1,077	48	\$1,228	56	\$1,074	35	\$950
Mount Grant	2	\$570	6	\$476	3	\$464	3	\$381	9	\$803
Northeastern	33	\$2,429	28	\$2,156	26	\$2,594	21	\$2,561	20	\$2,741
Nye	10	\$1,144	3	\$1,379	0	\$0	0	\$0	0	\$0
Pershing	5	\$806	5	\$571	6	\$1,442	3	\$784	6	\$3,120
South Lyon	17	\$579	5	\$823	11	\$1,183	20	\$887	16	\$831
William Bee Ririe	11	\$736	11	\$1,400	18	\$1,107	15	\$1,196	10	\$913
<b>Total</b>	<b>221</b>	<b>\$1,097</b>	<b>235</b>	<b>\$1,305</b>	<b>302</b>	<b>\$1,493</b>	<b>325</b>	<b>\$1,386</b>	<b>274</b>	<b>\$1,396</b>
<b>All Counties</b>	<b>3,094</b>	<b>\$1,452</b>	<b>3,208</b>	<b>\$1,608</b>	<b>3,730</b>	<b>\$1,821</b>	<b>4,007</b>	<b>\$2,120</b>	<b>4,340</b>	<b>\$2,400</b>

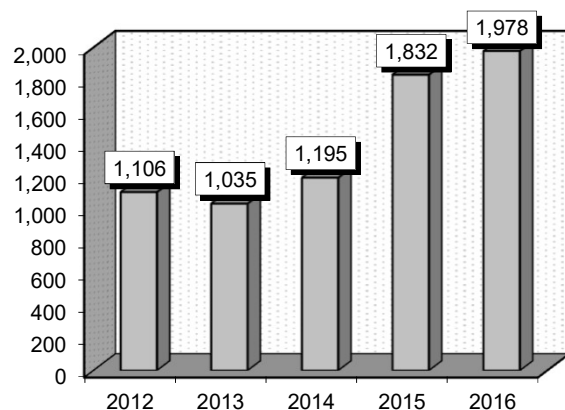
### Level II Breast Procedures (00021)

**Diagnoses:** that frequently accompanied Level II Breast Procedures were: 1) Malignant neoplasm of breast (female), unspecified (1749), 2) Personal history of malignant neoplasm of breast (V103), 3) Tobacco use disorder (3051), 4) Diffuse cystic mastopathy (6101), 5) Benign neoplasm of breast (217), 6) Ptosis of breast (61181), 7) Family history of malignant neoplasm of breast (V163), 8) Fibroadenosis of breast (6102), 9) Fibrosclerosis of breast (6103).

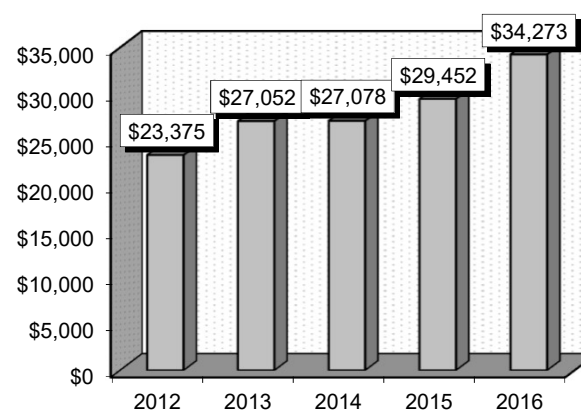
**Definitions:** **LEVEL:** Type of evidence used in the selection of certain courses of treatment. I - Randomized controlled trials, II - case-control studies, III - opinions of expert panels. **Neoplasm:** An abnormal tissue that grows by cellular proliferation more rapidly than normal and continues to grow after the stimuli that initiated the new growth cease. Neoplasms show partial or complete lack of structural organization and functional coordination with the normal tissue, and usually form a distinct mass of tissue that may be either benign (benign tumor) or malignant (cancer). **Malignant:** Tending to become worse and end in death. **Cystic mastopathy:** Benign breast changes, manifested by swelling, indurated nodules or cysts. **Ptosis of breast:** Drooping or sagging female breasts. **Fibroadenosis:** Lumps composed of fibrous and glandular tissue. **Fibrosclerosis of breast:** Sclerosing lobular adenosis of the breast. **Sclerosing lobular adenosis:** A benign (non-cancerous) condition of the breast in which extra tissue develops within the breast lobules.

Gender	2012		2013		2014		2015		2016	
	Cases	Avg Bill	Cases	Avg Bill	Cases	Avg Bill	Cases	Avg Bill	Cases	Avg Bill
Male	24	\$16,482	25	\$17,234	25	\$21,403	52	\$25,660	42	\$25,808
Female	1,082	\$23,527	1,010	\$27,295	1,170	\$27,199	1,780	\$29,563	1,936	\$34,456
Age Group	2012		2013		2014		2015		2016	
	Cases	Avg Bill	Cases	Avg Bill	Cases	Avg Bill	Cases	Avg Bill	Cases	Avg Bill
0-17	1	\$10,857	5	\$18,622	1	\$12,182	6	\$18,486	13	\$22,370
18-35	68	\$15,439	67	\$21,737	160	\$14,484	223	\$21,084	185	\$26,782
36-49	241	\$23,128	249	\$26,172	299	\$27,688	362	\$30,108	384	\$38,153
50-64	394	\$23,267	365	\$27,755	374	\$30,021	630	\$31,261	685	\$35,073
65+	402	\$25,002	349	\$28,087	361	\$29,147	611	\$30,359	711	\$33,573
<b>Total</b>	<b>1,106</b>	<b>\$23,375</b>	<b>1,035</b>	<b>\$27,052</b>	<b>1,195</b>	<b>\$27,078</b>	<b>1,832</b>	<b>\$29,452</b>	<b>1,978</b>	<b>\$34,273</b>

Patient Discharges (Cases)



Average Billed Charges (Avg Bill)



County / Hospital	2012		2013		2014		2015		2016	
	Cases	Avg Bill	Cases	Avg Bill	Cases	Avg Bill	Cases	Avg Bill	Cases	Avg Bill
<b>Clark</b>										
Centennial Hills	53	\$33,566	54	\$33,627	52	\$37,277	43	\$41,468	44	\$39,196
Desert Springs	44	\$39,420	40	\$41,805	32	\$45,376	83	\$52,856	138	\$53,684
Henderson Hospital	0	\$0	0	\$0	0	\$0	0	\$0	1	\$38,222
Mountain View	0	\$0	0	\$0	0	\$0	186	\$27,778	171	\$38,635
North Vista	0	\$0	0	\$0	0	\$0	0	\$0	1	\$22,073
Southern Hills	0	\$0	0	\$0	0	\$0	15	\$26,568	12	\$26,938
Spring Valley	71	\$33,037	131	\$34,406	177	\$36,114	171	\$40,243	157	\$40,870
St. Rose-Rose de Lima	15	\$22,437	24	\$24,046	21	\$26,166	19	\$27,878	4	\$33,788
St. Rose-San Martin	43	\$26,914	71	\$31,126	113	\$33,899	191	\$34,658	230	\$38,985
St. Rose-Siena	65	\$23,271	65	\$25,961	64	\$27,916	58	\$29,635	105	\$34,996
Summerlin	155	\$29,033	149	\$33,033	180	\$34,849	192	\$35,933	246	\$38,711
Sunrise	0	\$0	0	\$0	0	\$0	246	\$26,838	289	\$30,719
UMC	19	\$13,696	39	\$20,650	4	\$17,489	4	\$18,331	18	\$28,370
Valley	181	\$25,117	210	\$26,165	189	\$27,517	196	\$31,523	162	\$32,855
<b>Total</b>	<b>646</b>	<b>\$28,130</b>	<b>783</b>	<b>\$30,258</b>	<b>832</b>	<b>\$33,044</b>	<b>1,404</b>	<b>\$33,646</b>	<b>1,578</b>	<b>\$37,738</b>
<b>Washoe</b>										
Carson Tahoe	0	\$0	0	\$0	0	\$0	34	\$18,271	100	\$20,683
Northern Nevada	9	\$18,853	3	\$23,854	9	\$23,378	6	\$27,793	14	\$29,574
Renown Regional	54	\$13,991	37	\$14,726	26	\$16,282	41	\$18,669	62	\$20,319
Renown S. Meadows	174	\$12,814	132	\$14,154	318	\$12,944	328	\$14,844	204	\$20,484
Saint Mary's	131	\$26,824	68	\$24,532	0	\$0	0	\$0	0	\$0
Sierra Surgery	79	\$11,131	0	\$0	0	\$0	0	\$0	0	\$0
<b>Total</b>	<b>447</b>	<b>\$16,886</b>	<b>240</b>	<b>\$17,304</b>	<b>353</b>	<b>\$13,456</b>	<b>409</b>	<b>\$15,702</b>	<b>380</b>	<b>\$20,844</b>
<b>Rural</b>										
Battle Mountain	0	\$0	0	\$0	0	\$0	0	\$0	0	\$0
Boulder City	0	\$0	0	\$0	0	\$0	0	\$0	0	\$0
Carson Valley	6	\$12,534	3	\$20,121	3	\$12,471	2	\$18,165	6	\$15,617
Churchill	7	\$8,113	4	\$12,035	5	\$10,192	13	\$14,137	12	\$17,552
Desert View	0	\$0	0	\$0	1	\$15,232	1	\$40,870	0	\$0
Grover C. Dils	0	\$0	0	\$0	0	\$0	0	\$0	0	\$0
Humboldt	0	\$0	3	\$8,049	0	\$0	2	\$13,240	0	\$0
Incline Village	0	\$0	0	\$0	0	\$0	0	\$0	0	\$0
Mesa View	0	\$0	0	\$0	0	\$0	0	\$0	0	\$0
Mount Grant	0	\$0	0	\$0	0	\$0	0	\$0	0	\$0
Northeastern	0	\$0	2	\$10,914	1	\$12,071	1	\$7,822	2	\$8,145
Nye	0	\$0	0	\$0	0	\$0	0	\$0	0	\$0
Pershing	0	\$0	0	\$0	0	\$0	0	\$0	0	\$0
South Lyon	0	\$0	0	\$0	0	\$0	0	\$0	0	\$0
William Bee Ririe	0	\$0	0	\$0	0	\$0	0	\$0	0	\$0
<b>Total</b>	<b>13</b>	<b>\$10,154</b>	<b>12</b>	<b>\$12,873</b>	<b>10</b>	<b>\$11,568</b>	<b>19</b>	<b>\$15,541</b>	<b>20</b>	<b>\$16,031</b>
<b>All Counties</b>	<b>1,106</b>	<b>\$23,375</b>	<b>1,035</b>	<b>\$27,052</b>	<b>1,195</b>	<b>\$27,078</b>	<b>1,832</b>	<b>\$29,452</b>	<b>1,978</b>	<b>\$34,273</b>

### Level I Arthroscopy (00037)

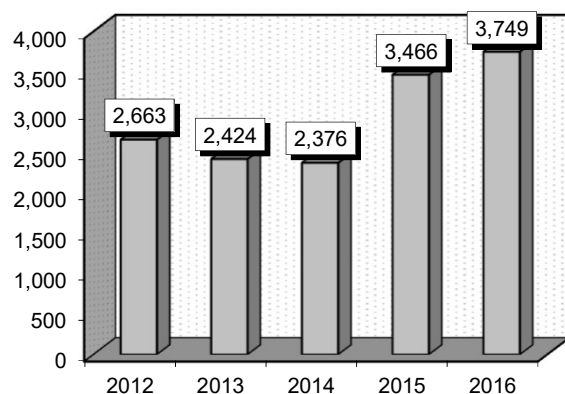
**Diagnoses:** that frequently accompanied Level I Arthroscopy were: 1) Chondromalacia of patella (7177), 2) Tear of medial cartilage or meniscus of knee, current (8360), 3) Synovitis and tenosynovitis, unspecified (72700), 4) Chondromalacia (73392), 5) Carpal tunnel syndrome (3540), 6) Osteoarthritis, localized, not specified whether primary or secondary, lower leg (71536), 7) Derangement of lateral meniscus, unspecified (71740), 8) Disorders of bursae and tendons in shoulder region, unspecified (72610).

**Definitions: Arthroscopy:** A surgical technique in which a tube-like instrument is inserted into a joint to inspect, diagnose, and repair tissues. **Synovitis:** Inflammation of a synovial membrane, especially that of a joint; in general, when unqualified, the same as arthritis. **Tenosynovitis:** Inflammation of a tendon and its enveloping sheath.

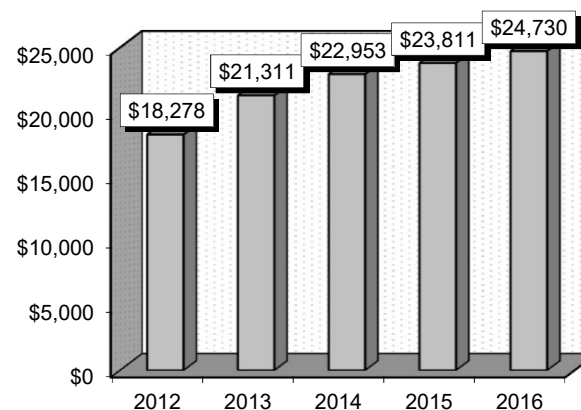
**Chondromalacia:** Abnormal softening or degeneration of cartilage of the joints, especially of the knee. **Patella:** A flat triangular bone located in the combined tendon of the extensors of the leg and covering the front surface of the knee joint. Also called kneecap. **Meniscus:** A disk of cartilage that acts as a cushion between the ends of bones in a joint. **Osteoarthritis:** A condition of chronic arthritis, usually mechanical, without inflammation.

	2012		2013		2014		2015		2016	
Gender	Cases	Avg Bill	Cases	Avg Bill	Cases	Avg Bill	Cases	Avg Bill	Cases	Avg Bill
Male	1,265	\$18,110	1,135	\$20,769	1,099	\$23,198	1,624	\$23,787	1,818	\$24,382
Female	1,398	\$18,430	1,289	\$21,787	1,277	\$22,743	1,842	\$23,831	1,931	\$25,057
Age Group	Cases	Avg Bill	Cases	Avg Bill	Cases	Avg Bill	Cases	Avg Bill	Cases	Avg Bill
0-17	71	\$20,085	78	\$21,334	89	\$23,786	121	\$22,850	129	\$25,831
18-35	305	\$18,697	301	\$21,711	281	\$24,187	383	\$23,967	387	\$26,833
36-49	680	\$18,529	585	\$22,083	562	\$23,132	789	\$24,718	837	\$24,834
50-64	1,038	\$17,957	898	\$21,331	931	\$23,037	1,423	\$23,508	1,541	\$24,283
65+	569	\$18,115	562	\$20,257	513	\$21,785	750	\$23,507	855	\$24,314
Total	2,663	\$18,278	2,424	\$21,311	2,376	\$22,953	3,466	\$23,811	3,749	\$24,730

Patient Discharges (Cases)



Average Billed Charges (Avg Bill)



County / Hospital	2012		2013		2014		2015		2016	
	Cases	Avg Bill	Cases	Avg Bill	Cases	Avg Bill	Cases	Avg Bill	Cases	Avg Bill
<b>Clark</b>										
Centennial Hills	242	\$23,203	238	\$27,997	252	\$29,640	381	\$32,895	343	\$36,304
Desert Springs	218	\$30,874	145	\$38,457	137	\$39,352	147	\$39,098	213	\$41,365
Henderson Hospital	0	\$0	0	\$0	0	\$0	0	\$0	9	\$37,877
Mountain View	0	\$0	0	\$0	0	\$0	122	\$18,414	118	\$23,341
North Vista	0	\$0	0	\$0	0	\$0	0	\$0	4	\$44,101
Southern Hills	0	\$0	0	\$0	0	\$0	495	\$16,805	468	\$17,121
Spring Valley	229	\$22,947	149	\$26,524	150	\$28,788	195	\$30,514	186	\$32,711
St. Rose-Rose de Lima	134	\$27,265	145	\$29,854	150	\$32,119	107	\$32,364	81	\$38,398
St. Rose-San Martin	129	\$17,322	102	\$20,283	106	\$23,974	114	\$25,598	175	\$29,117
St. Rose-Siena	411	\$20,462	459	\$22,829	301	\$24,536	278	\$29,073	217	\$33,836
Summerlin	50	\$24,810	50	\$26,962	72	\$29,163	75	\$31,176	20	\$35,647
Sunrise	0	\$0	0	\$0	0	\$0	117	\$23,678	113	\$24,932
UMC	11	\$11,964	59	\$14,413	9	\$11,419	6	\$15,404	5	\$14,878
Valley	113	\$25,702	160	\$27,486	264	\$29,163	313	\$35,968	373	\$36,854
<b>Total</b>	<b>1,537</b>	<b>\$23,536</b>	<b>1,507</b>	<b>\$26,320</b>	<b>1,441</b>	<b>\$29,025</b>	<b>2,350</b>	<b>\$27,965</b>	<b>2,325</b>	<b>\$30,766</b>
<b>Washoe</b>										
Carson Tahoe	1	\$34,230	0	\$0	1	\$10,619	99	\$17,156	305	\$15,150
Northern Nevada	146	\$16,667	156	\$19,222	132	\$19,936	147	\$22,760	172	\$25,214
Renown Regional	174	\$7,893	174	\$9,469	137	\$11,002	84	\$10,437	88	\$12,095
Renown S. Meadows	237	\$8,960	180	\$9,496	244	\$10,497	328	\$10,923	405	\$11,854
Saint Mary's	55	\$18,176	43	\$18,640	0	\$0	0	\$0	0	\$0
Sierra Surgery	195	\$8,923	0	\$0	0	\$0	0	\$0	0	\$0
<b>Total</b>	<b>808</b>	<b>\$10,772</b>	<b>553</b>	<b>\$12,942</b>	<b>514</b>	<b>\$13,056</b>	<b>658</b>	<b>\$14,443</b>	<b>970</b>	<b>\$15,281</b>
<b>Rural</b>										
Battle Mountain	0	\$0	0	\$0	0	\$0	0	\$0	0	\$0
Boulder City	0	\$0	0	\$0	0	\$0	0	\$0	0	\$0
Carson Valley	130	\$12,824	116	\$11,683	223	\$11,982	210	\$12,388	220	\$10,954
Churchill	41	\$12,693	102	\$13,675	74	\$14,361	69	\$15,385	48	\$15,202
Desert View	29	\$9,239	59	\$11,488	49	\$17,507	73	\$26,306	41	\$27,377
Grover C. Dils	0	\$0	0	\$0	0	\$0	0	\$0	0	\$0
Humboldt	15	\$8,850	12	\$10,167	9	\$11,161	28	\$13,265	39	\$11,552
Incline Village	39	\$10,851	50	\$19,450	51	\$20,862	29	\$19,112	24	\$23,063
Mesa View	0	\$0	0	\$0	0	\$0	0	\$0	0	\$0
Mount Grant	0	\$0	0	\$0	0	\$0	0	\$0	0	\$0
Northeastern	64	\$12,264	25	\$12,546	11	\$13,874	36	\$16,110	61	\$13,273
Nye	0	\$0	0	\$0	0	\$0	0	\$0	0	\$0
Pershing	0	\$0	0	\$0	0	\$0	0	\$0	0	\$0
South Lyon	0	\$0	0	\$0	0	\$0	0	\$0	0	\$0
William Bee Ririe	0	\$0	0	\$0	4	\$23,059	13	\$16,743	21	\$13,466
<b>Total</b>	<b>318</b>	<b>\$11,938</b>	<b>364</b>	<b>\$13,286</b>	<b>421</b>	<b>\$14,256</b>	<b>458</b>	<b>\$15,953</b>	<b>454</b>	<b>\$14,005</b>
<b>All Counties</b>	<b>2,663</b>	<b>\$18,278</b>	<b>2,424</b>	<b>\$21,311</b>	<b>2,376</b>	<b>\$22,953</b>	<b>3,466</b>	<b>\$23,811</b>	<b>3,749</b>	<b>\$24,730</b>

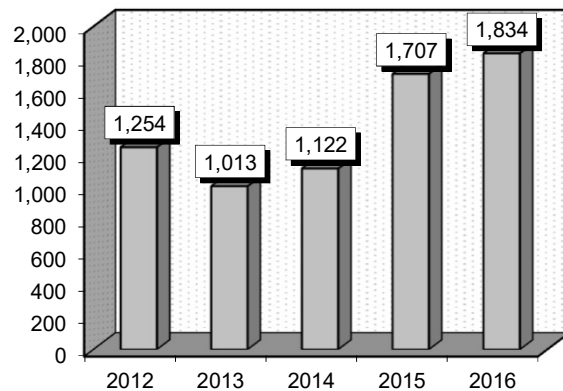
### Level II Arthroscopy (00038)

**Diagnoses:** that frequently accompanied Level II Arthroscopy were: 1) Disorders of bursae and tendons in shoulder region, unspecified (72610), 2) Superior glenoid labrum lesion (8407), 3) Rotator cuff (capsule) sprain (8404), 4) Sprain of cruciate ligament of knee (8442), 5) Synovitis and tenosynovitis, unspecified (72700), 6) Complete rupture of rotator cuff (72761), 7) Tear of medial cartilage or meniscus of knee, current (8360), 8) Tear of lateral cartilage or meniscus of knee, current (8361), 9) Chondromalacia (73392).

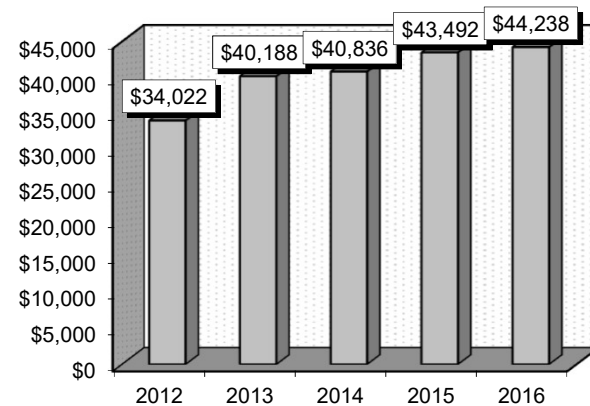
**Definitions:** **Arthroscopy:** A surgical technique in which a tube-like instrument is inserted into a joint to inspect, diagnose, and repair tissues. **Bursae:** A small fluid-filled sac or saclike cavity situated in places in tissues where friction would otherwise occur. **Glenoid labrum:** A ring of fibrocartilage that runs around the cavity of the scapula (wingbone) in which the head of the humerus (the bone in the upper arm) fits. **Synovitis:** Inflammation of a synovial membrane, especially that of a joint; in general, when unqualified, the same as arthritis. **Tenosynovitis:** Inflammation of a tendon and its enveloping sheath. **Chondromalacia:** Abnormal softening or degeneration of cartilage of the joints, especially of the knee.

	2012		2013		2014		2015		2016	
Gender	Cases	Avg Bill	Cases	Avg Bill	Cases	Avg Bill	Cases	Avg Bill	Cases	Avg Bill
Male	676	\$33,960	589	\$39,741	630	\$41,018	980	\$43,858	1,055	\$43,941
Female	578	\$34,095	424	\$40,809	492	\$40,604	727	\$42,998	779	\$44,639
Age Group	Cases	Avg Bill	Cases	Avg Bill	Cases	Avg Bill	Cases	Avg Bill	Cases	Avg Bill
0-17	87	\$33,962	76	\$39,265	87	\$42,799	164	\$43,240	175	\$49,608
18-35	239	\$33,979	201	\$39,366	237	\$41,289	352	\$47,992	341	\$44,897
36-49	301	\$32,527	221	\$40,249	261	\$42,509	385	\$43,363	354	\$43,690
50-64	359	\$33,279	323	\$40,738	320	\$38,109	522	\$40,961	620	\$43,320
65+	268	\$36,756	192	\$40,418	217	\$41,563	284	\$42,886	344	\$43,069
Total	1,254	\$34,022	1,013	\$40,188	1,122	\$40,836	1,707	\$43,492	1,834	\$44,238

Patient Discharges (Cases)



Average Billed Charges (Avg Bill)



County / Hospital	2012		2013		2014		2015		2016	
	Cases	Avg Bill	Cases	Avg Bill	Cases	Avg Bill	Cases	Avg Bill	Cases	Avg Bill
<b>Clark</b>										
Centennial Hills	113	\$35,254	74	\$44,217	99	\$47,974	146	\$50,789	130	\$53,457
Desert Springs	106	\$41,710	67	\$48,109	50	\$55,692	43	\$53,485	42	\$58,981
Henderson Hospital	0	\$0	0	\$0	0	\$0	0	\$0	0	\$0
Mountain View	0	\$0	0	\$0	0	\$0	51	\$55,330	77	\$63,523
North Vista	0	\$0	0	\$0	0	\$0	0	\$0	1	\$76,792
Southern Hills	0	\$0	0	\$0	0	\$0	274	\$38,378	272	\$40,129
Spring Valley	74	\$36,154	31	\$40,513	50	\$42,319	51	\$46,524	40	\$48,726
St. Rose-Rose de Lima	64	\$50,086	54	\$55,477	66	\$59,733	78	\$64,284	62	\$67,331
St. Rose-San Martin	49	\$38,914	58	\$45,793	35	\$51,501	53	\$55,028	62	\$61,002
St. Rose-Siena	243	\$44,946	257	\$48,258	198	\$52,448	170	\$55,269	150	\$62,090
Summerlin	31	\$38,856	28	\$46,619	61	\$49,493	67	\$49,937	21	\$52,358
Sunrise	0	\$0	0	\$0	0	\$0	76	\$51,533	75	\$56,278
UMC	1	\$24,517	14	\$31,896	1	\$21,138	2	\$43,679	0	\$0
Valley	34	\$45,138	55	\$48,059	89	\$46,537	134	\$57,445	134	\$58,597
<b>Total</b>	<b>715</b>	<b>\$41,788</b>	<b>638</b>	<b>\$47,336</b>	<b>649</b>	<b>\$50,788</b>	<b>1,145</b>	<b>\$50,479</b>	<b>1,066</b>	<b>\$54,129</b>
<b>Washoe</b>										
Carson Tahoe	0	\$0	0	\$0	0	\$0	48	\$32,233	142	\$36,101
Northern Nevada	99	\$29,219	70	\$36,821	75	\$36,917	100	\$40,617	123	\$42,099
Renown Regional	59	\$23,117	42	\$24,972	27	\$24,644	10	\$28,243	12	\$27,675
Renown S. Meadows	190	\$18,039	136	\$22,725	211	\$23,438	214	\$24,131	300	\$25,920
Saint Mary's	14	\$33,919	17	\$33,752	0	\$0	0	\$0	0	\$0
Sierra Surgery	70	\$23,146	0	\$0	0	\$0	0	\$0	0	\$0
<b>Total</b>	<b>432</b>	<b>\$22,637</b>	<b>265</b>	<b>\$27,512</b>	<b>313</b>	<b>\$26,772</b>	<b>372</b>	<b>\$29,719</b>	<b>577</b>	<b>\$31,911</b>
<b>Rural</b>										
Battle Mountain	0	\$0	0	\$0	0	\$0	0	\$0	0	\$0
Boulder City	0	\$0	0	\$0	0	\$0	0	\$0	0	\$0
Carson Valley	51	\$30,048	74	\$30,239	132	\$27,232	120	\$26,419	113	\$22,551
Churchill	2	\$31,462	14	\$29,271	15	\$32,603	17	\$27,464	13	\$31,252
Desert View	6	\$19,695	5	\$20,080	0	\$0	0	\$0	0	\$0
Grover C. Dils	0	\$0	0	\$0	0	\$0	0	\$0	0	\$0
Humboldt	2	\$28,797	2	\$23,920	1	\$24,138	3	\$30,863	8	\$26,729
Incline Village	30	\$27,852	8	\$28,037	5	\$28,107	23	\$31,374	14	\$30,079
Mesa View	0	\$0	0	\$0	0	\$0	0	\$0	0	\$0
Mount Grant	0	\$0	0	\$0	0	\$0	0	\$0	0	\$0
Northeastern	16	\$25,000	7	\$28,472	5	\$26,241	27	\$34,645	38	\$33,152
Nye	0	\$0	0	\$0	0	\$0	0	\$0	0	\$0
Pershing	0	\$0	0	\$0	0	\$0	0	\$0	0	\$0
South Lyon	0	\$0	0	\$0	0	\$0	0	\$0	0	\$0
William Bee Ririe	0	\$0	0	\$0	2	\$48,626	0	\$0	5	\$33,755
<b>Total</b>	<b>107</b>	<b>\$28,100</b>	<b>110</b>	<b>\$29,266</b>	<b>160</b>	<b>\$27,980</b>	<b>190</b>	<b>\$28,351</b>	<b>191</b>	<b>\$26,272</b>
<b>All Counties</b>	<b>1,254</b>	<b>\$34,022</b>	<b>1,013</b>	<b>\$40,188</b>	<b>1,122</b>	<b>\$40,836</b>	<b>1,707</b>	<b>\$43,492</b>	<b>1,834</b>	<b>\$44,238</b>

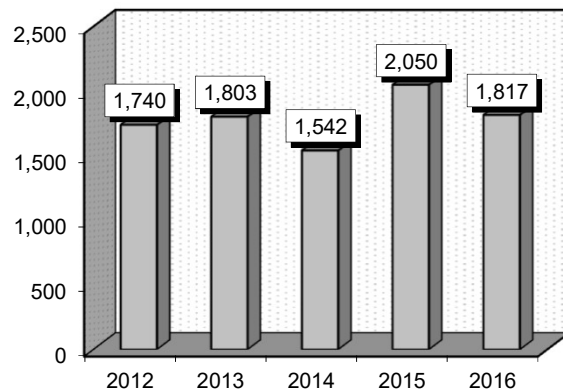
### Needle And Catheter Biopsy, Aspiration, Lavage And Intubation (00061)

**Diagnoses:** that frequently accompanied Needle And Catheter Biopsy, Aspiration, Lavage And Intubation were: 1) Other ascites (78959), 2) Cirrhosis of liver without mention of alcohol (5715), 3) Malignant neoplasm of upper lobe, bronchus or lung (1623), 4) Tobacco use disorder (3051), 5) Swelling, mass, or lump in chest (7866), 6) Benign neoplasm of breast (217), 7) Malignant neoplasm of bronchus and lung, unspecified (1629), 8) Iatrogenic pneumothorax (5121), 9) Lump or mass in breast (61172).

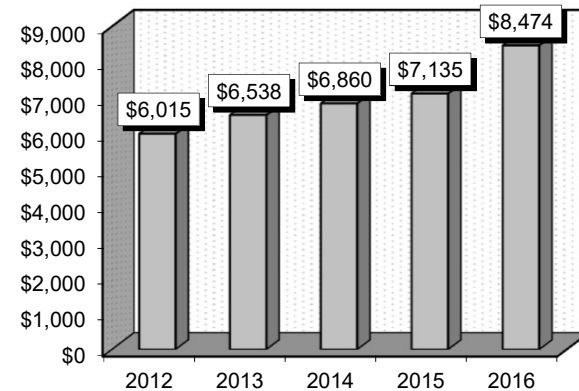
**Definitions:** **Biopsy:** An examination of tissue removed from a living body to discover the presence, cause, or extent of a disease. **Aspiration:** Removal by suction, as the removal of fluid or gas from a body cavity or the procurement of biopsy specimens. **Ascites:** The accumulation of fluid in the peritoneal cavity, causing abdominal swelling. **Cirrhosis:** A chronic degenerative disease in which normal liver cells are damaged and are then replaced by scar tissue. **Neoplasm:** An abnormal tissue that grows by cellular proliferation more rapidly than normal and continues to grow after the stimuli that initiated the new growth cease. Neoplasms show partial or complete lack of structural organization and functional coordination with the normal tissue, and usually form a distinct mass of tissue that may be either benign (benign tumor) or malignant (cancer). **Iatrogenic pneumothorax:** Pneumothorax caused by a medical procedure, most often central venous catheter insertion, thoracentesis, or transbronchial and transthoracic lung biopsy. **Pneumothorax:** The presence of air or gas in the cavity between the lungs and the chest wall, causing collapse of the lung.

	2012		2013		2014		2015		2016	
Gender	Cases	Avg Bill	Cases	Avg Bill	Cases	Avg Bill	Cases	Avg Bill	Cases	Avg Bill
Male	783	\$6,154	890	\$6,265	870	\$6,414	1,142	\$6,566	925	\$7,962
Female	957	\$5,901	913	\$6,803	672	\$7,439	908	\$7,851	892	\$9,006
Age Group	Cases	Avg Bill	Cases	Avg Bill	Cases	Avg Bill	Cases	Avg Bill	Cases	Avg Bill
0-17	9	\$12,874	11	\$11,395	11	\$14,606	11	\$13,470	17	\$15,907
18-35	75	\$5,045	58	\$4,723	29	\$9,146	34	\$7,492	34	\$13,153
36-49	207	\$5,264	289	\$5,966	106	\$6,180	167	\$6,534	125	\$8,745
50-64	641	\$5,478	594	\$5,389	554	\$5,237	725	\$5,729	608	\$7,019
65+	808	\$6,647	851	\$7,594	842	\$7,834	1,113	\$8,068	1,033	\$9,022
Total	1,740	\$6,015	1,803	\$6,538	1,542	\$6,860	2,050	\$7,135	1,817	\$8,474

Patient Discharges (Cases)



Average Billed Charges (Avg Bill)





County / Hospital	2012		2013		2014		2015		2016	
	Cases	Avg Bill	Cases	Avg Bill	Cases	Avg Bill	Cases	Avg Bill	Cases	Avg Bill
<b>Clark</b>										
Centennial Hills	53	\$8,850	80	\$7,718	62	\$9,339	133	\$9,250	58	\$11,741
Desert Springs	169	\$9,936	159	\$9,545	133	\$9,683	146	\$9,240	88	\$11,653
Henderson Hospital	0	\$0	0	\$0	0	\$0	0	\$0	1	\$70,137
Mountain View	0	\$0	0	\$0	0	\$0	200	\$7,646	187	\$7,896
North Vista	49	\$4,900	34	\$3,669	35	\$2,972	28	\$2,381	2	\$22,360
Southern Hills	0	\$0	0	\$0	0	\$0	89	\$10,749	110	\$9,294
Spring Valley	41	\$9,006	83	\$9,358	150	\$9,366	120	\$10,278	103	\$11,635
St. Rose-Rose de Lima	47	\$7,204	100	\$8,210	146	\$5,982	119	\$5,796	40	\$10,291
St. Rose-San Martin	75	\$5,152	61	\$7,202	35	\$6,745	30	\$11,683	45	\$9,924
St. Rose-Siena	117	\$7,033	130	\$9,503	94	\$8,698	93	\$9,472	100	\$13,584
Summerlin	163	\$8,671	224	\$7,984	139	\$10,422	154	\$11,973	190	\$13,341
Sunrise	0	\$0	0	\$0	0	\$0	31	\$12,888	71	\$11,498
UMC	35	\$4,590	78	\$4,662	10	\$5,002	5	\$9,617	13	\$10,798
Valley	35	\$10,862	51	\$8,013	62	\$8,466	57	\$11,123	79	\$11,200
<b>Total</b>	<b>784</b>	<b>\$7,984</b>	<b>1,000</b>	<b>\$8,093</b>	<b>866</b>	<b>\$8,460</b>	<b>1,205</b>	<b>\$9,305</b>	<b>1,087</b>	<b>\$11,142</b>
<b>Washoe</b>										
Carson Tahoe	195	\$3,943	262	\$4,142	240	\$4,825	336	\$4,000	304	\$4,401
Northern Nevada	27	\$3,674	21	\$3,649	19	\$6,784	26	\$7,761	51	\$6,931
Renown Regional	6	\$8,886	5	\$7,800	6	\$9,430	1	\$7,167	4	\$11,199
Renown S. Meadows	1	\$10,843	2	\$5,979	1	\$9,089	0	\$0	0	\$0
Saint Mary's	535	\$4,776	412	\$4,953	335	\$4,785	425	\$3,958	327	\$4,040
Sierra Surgery	96	\$3,244	7	\$5,345	18	\$3,389	2	\$4,113	0	\$0
<b>Total</b>	<b>860</b>	<b>\$4,417</b>	<b>709</b>	<b>\$4,642</b>	<b>619</b>	<b>\$4,873</b>	<b>790</b>	<b>\$4,106</b>	<b>686</b>	<b>\$4,457</b>
<b>Rural</b>										
Battle Mountain	0	\$0	0	\$0	0	\$0	0	\$0	0	\$0
Boulder City	0	\$0	0	\$0	0	\$0	0	\$0	0	\$0
Carson Valley	74	\$4,790	45	\$5,632	13	\$6,579	5	\$3,470	7	\$4,775
Churchill	0	\$0	0	\$0	8	\$4,271	14	\$3,198	3	\$3,118
Desert View	0	\$0	1	\$20,064	0	\$0	0	\$0	3	\$21,623
Grover C. Dils	0	\$0	0	\$0	0	\$0	0	\$0	0	\$0
Humboldt	5	\$4,068	6	\$4,871	5	\$5,062	7	\$3,905	5	\$4,130
Incline Village	0	\$0	0	\$0	0	\$0	0	\$0	0	\$0
Mesa View	0	\$0	0	\$0	0	\$0	0	\$0	0	\$0
Mount Grant	3	\$1,282	4	\$1,828	4	\$1,461	8	\$1,942	6	\$2,081
Northeastern	9	\$2,438	15	\$3,435	25	\$3,334	17	\$3,383	20	\$4,406
Nye	2	\$1,585	0	\$0	0	\$0	0	\$0	0	\$0
Pershing	0	\$0	0	\$0	0	\$0	0	\$0	0	\$0
South Lyon	0	\$0	0	\$0	0	\$0	0	\$0	0	\$0
William Bee Ririe	3	\$1,326	23	\$1,819	2	\$863	4	\$2,202	0	\$0
<b>Total</b>	<b>96</b>	<b>\$4,247</b>	<b>94</b>	<b>\$4,291</b>	<b>57</b>	<b>\$4,139</b>	<b>55</b>	<b>\$3,115</b>	<b>44</b>	<b>\$5,202</b>
<b>All Counties</b>	<b>1,740</b>	<b>\$6,015</b>	<b>1,803</b>	<b>\$6,538</b>	<b>1,542</b>	<b>\$6,860</b>	<b>2,050</b>	<b>\$7,135</b>	<b>1,817</b>	<b>\$8,474</b>

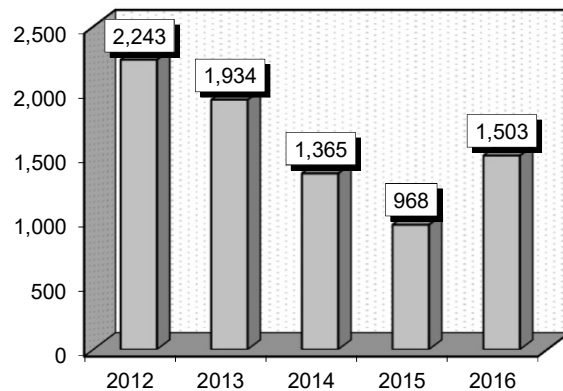
### Diagnostic Upper GI Endoscopy Or Intubation (00134)

**Diagnoses:** that frequently accompanied Diagnostic Upper GI Endoscopy Or Intubation were: 1) Esophageal reflux (53081), 2) Internal hemorrhoids without mention of complication (4550), 3) Diverticulosis of colon (without mention of hemorrhage) (56210), 4) Atrophic gastritis, without mention of hemorrhage (53510), 5) Dyspepsia and other specified disorders of function of stomach (5368), 6) Dysphagia, unspecified (78720), 7) Esophagitis, unspecified (53010), 8) Helicobacter pylori [H. pylori] (04186), 9) Duodenitis, without mention of hemorrhage (53560), 10) Benign neoplasm of stomach (2111).

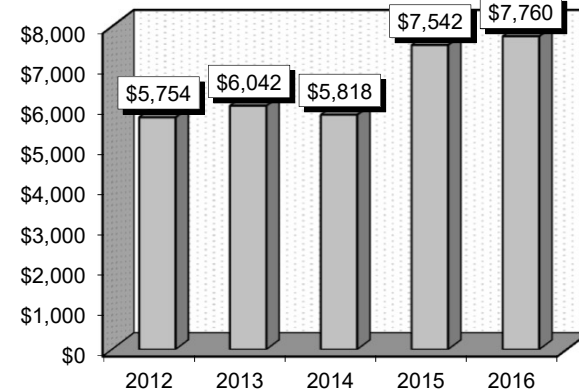
**Definitions: Endoscopy:** Visual examination of interior structures of the body with an endoscope. **Intubation:** Insertion of a tubular device into a canal, hollow organ, or cavity. **Diverticulosis:** The presence of diverticula in the absence of inflammation. **Diverticula:** Abnormal pouch or sac opening from a hollow organ (as the colon or bladder). **Dyspepsia:** (AKA indigestion) A condition characterized by upper abdominal symptoms that may include pain or discomfort, bloating, feeling of fullness with very little intake of food, feeling of unusual fullness following meals, nausea, loss of appetite, heartburn, regurgitation of food or acid, and belching. **Dysphagia:** Difficulty in swallowing. **Esophagitis:** Inflammation of the esophagus. **Duodenitis:** Inflammation occurring in the duodenum, the beginning of the small intestine. **Duodenum:** First part of the small intestine.

	2012		2013		2014		2015		2016	
Gender	Cases	Avg Bill	Cases	Avg Bill	Cases	Avg Bill	Cases	Avg Bill	Cases	Avg Bill
Male	939	\$5,582	833	\$6,395	551	\$6,071	400	\$7,914	651	\$7,856
Female	1,304	\$5,878	1,101	\$5,775	814	\$5,647	568	\$7,279	852	\$7,686
Age Group	Cases	Avg Bill	Cases	Avg Bill	Cases	Avg Bill	Cases	Avg Bill	Cases	Avg Bill
0-17	95	\$6,620	92	\$6,453	89	\$6,720	55	\$9,742	138	\$7,951
18-35	208	\$5,574	181	\$5,078	111	\$5,804	83	\$6,412	137	\$6,135
36-49	416	\$5,704	368	\$5,836	232	\$5,603	185	\$6,750	237	\$7,503
50-64	863	\$5,964	705	\$5,943	506	\$5,668	318	\$7,928	561	\$8,010
65+	661	\$5,445	588	\$6,522	427	\$5,927	327	\$7,530	430	\$8,030
Total	2,243	\$5,754	1,934	\$6,042	1,365	\$5,818	968	\$7,542	1,503	\$7,760

Patient Discharges (Cases)



Average Billed Charges (Avg Bill)



County / Hospital	2012		2013		2014		2015		2016	
	Cases	Avg Bill	Cases	Avg Bill	Cases	Avg Bill	Cases	Avg Bill	Cases	Avg Bill
<b>Clark</b>										
Centennial Hills	5	\$11,063	1	\$7,314	4	\$15,309	4	\$11,243	4	\$10,260
Desert Springs	8	\$11,861	12	\$19,675	7	\$14,359	4	\$15,044	3	\$26,353
Henderson Hospital	0	\$0	0	\$0	0	\$0	0	\$0	0	\$0
Mountain View	0	\$0	0	\$0	0	\$0	4	\$15,277	13	\$20,004
North Vista	0	\$0	0	\$0	0	\$0	0	\$0	0	\$0
Southern Hills	0	\$0	0	\$0	0	\$0	0	\$0	0	\$0
Spring Valley	7	\$11,723	6	\$9,324	6	\$11,463	5	\$19,364	0	\$0
St. Rose-Rose de Lima	45	\$8,834	35	\$8,017	8	\$1,782	3	\$6,218	3	\$10,552
St. Rose-San Martin	9	\$6,812	5	\$11,870	16	\$8,834	12	\$16,504	8	\$29,029
St. Rose-Siena	16	\$7,995	11	\$9,397	36	\$4,791	12	\$7,780	10	\$13,881
Summerlin	5	\$15,432	13	\$11,766	10	\$10,548	8	\$9,289	4	\$18,063
Sunrise	0	\$0	0	\$0	0	\$0	3	\$12,592	2	\$14,990
UMC	1,585	\$5,907	1,334	\$6,121	672	\$5,565	219	\$8,014	618	\$7,643
Valley	4	\$3,659	5	\$6,936	1	\$6,955	0	\$0	2	\$25,393
<b>Total</b>	<b>1,684</b>	<b>\$6,101</b>	<b>1,422</b>	<b>\$6,396</b>	<b>760</b>	<b>\$5,803</b>	<b>274</b>	<b>\$8,906</b>	<b>667</b>	<b>\$8,484</b>
<b>Washoe</b>										
Carson Tahoe	3	\$8,266	2	\$5,833	3	\$6,320	2	\$4,847	11	\$7,583
Northern Nevada	89	\$8,856	89	\$9,752	130	\$10,526	169	\$11,505	218	\$12,808
Renown Regional	64	\$5,865	65	\$5,809	68	\$6,754	55	\$9,666	74	\$8,223
Renown S. Meadows	2	\$4,586	2	\$7,927	2	\$9,073	1	\$9,036	0	\$0
Saint Mary's	10	\$11,985	6	\$13,358	3	\$4,356	3	\$7,408	12	\$6,849
Sierra Surgery	0	\$0	0	\$0	0	\$0	0	\$0	0	\$0
<b>Total</b>	<b>168</b>	<b>\$7,841</b>	<b>164</b>	<b>\$8,251</b>	<b>206</b>	<b>\$9,116</b>	<b>230</b>	<b>\$10,943</b>	<b>315</b>	<b>\$11,322</b>
<b>Rural</b>										
Battle Mountain	0	\$0	0	\$0	0	\$0	0	\$0	0	\$0
Boulder City	0	\$0	0	\$0	0	\$0	0	\$0	4	\$1,928
Carson Valley	55	\$4,232	48	\$5,194	45	\$4,960	30	\$5,653	34	\$7,457
Churchill	165	\$3,924	160	\$3,603	194	\$3,919	210	\$3,944	221	\$3,795
Desert View	19	\$4,899	9	\$10,499	14	\$15,589	50	\$14,300	51	\$13,286
Grover C. Dils	0	\$0	0	\$0	0	\$0	0	\$0	0	\$0
Humboldt	67	\$2,342	72	\$2,399	76	\$3,484	82	\$3,989	86	\$3,600
Incline Village	0	\$0	0	\$0	0	\$0	0	\$0	0	\$0
Mesa View	0	\$0	0	\$0	0	\$0	0	\$0	0	\$0
Mount Grant	0	\$0	0	\$0	8	\$2,665	0	\$0	2	\$6,188
Northeastern	85	\$2,176	59	\$2,422	61	\$2,573	91	\$3,262	123	\$2,746
Nye	0	\$0	0	\$0	0	\$0	0	\$0	0	\$0
Pershing	0	\$0	0	\$0	0	\$0	0	\$0	0	\$0
South Lyon	0	\$0	0	\$0	0	\$0	0	\$0	0	\$0
William Bee Ririe	0	\$0	0	\$0	1	\$8,063	1	\$6,292	0	\$0
<b>Total</b>	<b>391</b>	<b>\$3,364</b>	<b>348</b>	<b>\$3,552</b>	<b>399</b>	<b>\$4,142</b>	<b>464</b>	<b>\$5,050</b>	<b>521</b>	<b>\$4,678</b>
<b>All Counties</b>	<b>2,243</b>	<b>\$5,754</b>	<b>1,934</b>	<b>\$6,042</b>	<b>1,365</b>	<b>\$5,818</b>	<b>968</b>	<b>\$7,542</b>	<b>1,503</b>	<b>\$7,760</b>

### Diagnostic Lower Gastrointestinal Endoscopy (00136)

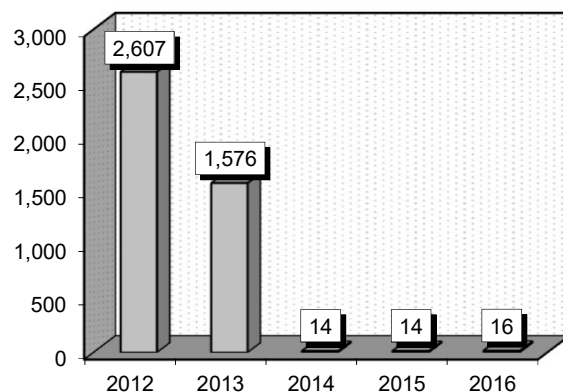
**Diagnoses:** that frequently accompanied Diagnostic Lower Gastrointestinal Endoscopy were: 1) Internal hemorrhoids without mention of complication (4550), 2) Diverticulosis of colon (without mention of hemorrhage) (56210), 3) Benign neoplasm of colon (2113), 4) Personal history of colonic polyps (V1272), 5) Benign neoplasm of rectum and anal canal (2114), 6) Blood in stool (5781), 7) Pure hypercholesterolemia (2720).

**Definitions: Endoscopy:** Visual examination of interior structures of the body with an endoscope. **Diverticulosis:** The presence of diverticula in the absence of inflammation.

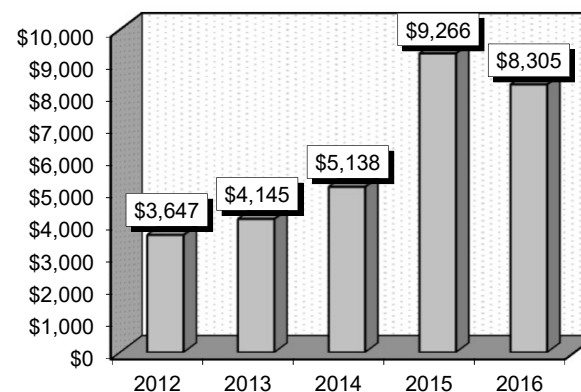
**Polyps:** A small growth, typically benign and with a stalk, protruding from a mucous membrane. **Hypercholesterolemia:** An abnormally high concentration of cholesterol in the blood.

	2012		2013		2014		2015		2016	
Gender	Cases	Avg Bill	Cases	Avg Bill	Cases	Avg Bill	Cases	Avg Bill	Cases	Avg Bill
Male	1,249	\$3,637	747	\$4,210	9	\$5,917	6	\$7,401	8	\$7,414
Female	1,358	\$3,657	829	\$4,086	5	\$3,735	8	\$10,664	8	\$9,197
Age Group	Cases	Avg Bill	Cases	Avg Bill	Cases	Avg Bill	Cases	Avg Bill	Cases	Avg Bill
0-17	19	\$5,997	17	\$9,284	1	\$3,999	3	\$10,064	0	\$0
18-35	102	\$4,043	88	\$4,221	0	\$0	0	\$0	0	\$0
36-49	238	\$3,634	162	\$4,037	3	\$4,929	2	\$6,942	3	\$12,483
50-64	1,273	\$3,429	736	\$3,881	10	\$5,315	3	\$6,252	8	\$5,698
65+	975	\$3,849	573	\$4,349	0	\$0	6	\$11,148	5	\$9,970
Total	2,607	\$3,647	1,576	\$4,145	14	\$5,138	14	\$9,266	16	\$8,305

Patient Discharges (Cases)



Average Billed Charges (Avg Bill)



County / Hospital	2012		2013		2014		2015		2016	
	Cases	Avg Bill	Cases	Avg Bill	Cases	Avg Bill	Cases	Avg Bill	Cases	Avg Bill
<b>Clark</b>										
Centennial Hills	3	\$5,919	2	\$7,884	0	\$0	0	\$0	1	\$32,331
Desert Springs	47	\$5,220	36	\$7,802	0	\$0	0	\$0	0	\$0
Henderson Hospital	0	\$0	0	\$0	0	\$0	0	\$0	0	\$0
Mountain View	0	\$0	0	\$0	0	\$0	0	\$0	0	\$0
North Vista	0	\$0	0	\$0	0	\$0	0	\$0	0	\$0
Southern Hills	0	\$0	0	\$0	0	\$0	1	\$11,765	0	\$0
Spring Valley	13	\$8,576	12	\$10,683	0	\$0	0	\$0	0	\$0
St. Rose-Rose de Lima	49	\$4,891	44	\$5,512	0	\$0	0	\$0	0	\$0
St. Rose-San Martin	33	\$5,418	22	\$5,743	0	\$0	0	\$0	0	\$0
St. Rose-Siena	81	\$3,840	94	\$4,800	0	\$0	0	\$0	0	\$0
Summerlin	20	\$7,986	19	\$9,797	0	\$0	0	\$0	0	\$0
Sunrise	0	\$0	0	\$0	0	\$0	2	\$27,683	1	\$21,054
UMC	1,461	\$3,602	494	\$3,824	7	\$3,896	6	\$5,068	6	\$3,946
Valley	24	\$5,478	12	\$8,243	0	\$0	0	\$0	0	\$0
<b>Total</b>	<b>1,731</b>	<b>\$3,846</b>	<b>735</b>	<b>\$4,652</b>	<b>7</b>	<b>\$3,896</b>	<b>9</b>	<b>\$10,838</b>	<b>8</b>	<b>\$9,633</b>
<b>Washoe</b>										
Carson Tahoe	0	\$0	0	\$0	0	\$0	0	\$0	0	\$0
Northern Nevada	35	\$8,838	71	\$9,305	3	\$9,825	2	\$10,228	3	\$12,464
Renown Regional	18	\$5,024	23	\$5,998	0	\$0	0	\$0	1	\$6,455
Renown S. Meadows	0	\$0	0	\$0	0	\$0	0	\$0	0	\$0
Saint Mary's	0	\$0	0	\$0	0	\$0	0	\$0	0	\$0
Sierra Surgery	0	\$0	0	\$0	0	\$0	0	\$0	0	\$0
<b>Total</b>	<b>53</b>	<b>\$7,543</b>	<b>94</b>	<b>\$8,496</b>	<b>3</b>	<b>\$9,825</b>	<b>2</b>	<b>\$10,228</b>	<b>4</b>	<b>\$10,962</b>
<b>Rural</b>										
Battle Mountain	0	\$0	0	\$0	0	\$0	0	\$0	0	\$0
Boulder City	0	\$0	0	\$0	0	\$0	0	\$0	0	\$0
Carson Valley	82	\$3,910	117	\$4,145	1	\$4,247	0	\$0	0	\$0
Churchill	286	\$3,391	239	\$3,153	2	\$3,506	1	\$3,036	2	\$3,672
Desert View	51	\$4,241	14	\$9,869	0	\$0	0	\$0	0	\$0
Grover C. Dils	0	\$0	0	\$0	0	\$0	0	\$0	0	\$0
Humboldt	129	\$2,277	152	\$2,216	1	\$3,928	0	\$0	1	\$1,463
Incline Village	0	\$0	0	\$0	0	\$0	0	\$0	0	\$0
Mesa View	0	\$0	0	\$0	0	\$0	0	\$0	0	\$0
Mount Grant	1	\$6,068	0	\$0	0	\$0	0	\$0	0	\$0
Northeastern	274	\$2,354	223	\$2,661	0	\$0	1	\$3,687	1	\$3,169
Nye	0	\$0	0	\$0	0	\$0	0	\$0	0	\$0
Pershing	0	\$0	0	\$0	0	\$0	0	\$0	0	\$0
South Lyon	0	\$0	0	\$0	0	\$0	0	\$0	0	\$0
William Bee Ririe	0	\$0	2	\$3,732	0	\$0	1	\$5,001	0	\$0
<b>Total</b>	<b>823</b>	<b>\$2,979</b>	<b>747</b>	<b>\$3,098</b>	<b>4</b>	<b>\$3,797</b>	<b>3</b>	<b>\$3,908</b>	<b>4</b>	<b>\$2,994</b>
<b>All Counties</b>	<b>2,607</b>	<b>\$3,647</b>	<b>1,576</b>	<b>\$4,145</b>	<b>14</b>	<b>\$5,138</b>	<b>14</b>	<b>\$9,266</b>	<b>16</b>	<b>\$8,305</b>

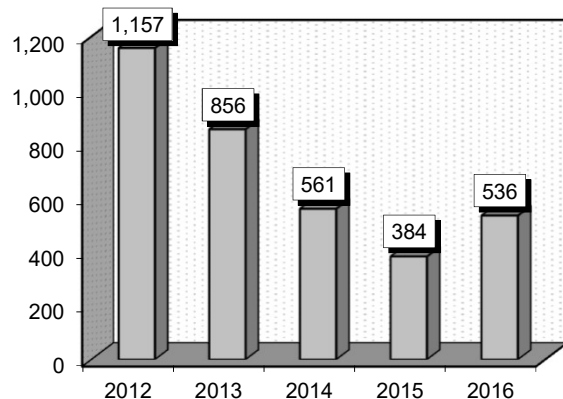
### Therapeutic Colonoscopy (00137)

**Diagnoses:** that frequently accompanied Therapeutic Colonoscopy were: 1) Benign neoplasm of colon (2113), 2) Internal hemorrhoids without mention of complication (4550), 3) Diverticulosis of colon (without mention of hemorrhage) (56210), 4) Benign neoplasm of rectum and anal canal (2114), 5) Personal history of colonic polyps (V1272), 6) Family history of malignant neoplasm of gastrointestinal tract (V160), 7) External hemorrhoids without mention of complication (4553), 8) Diaphragmatic hernia without mention of obstruction or gangrene (5533), 9) Hemorrhage of rectum and anus (5693).

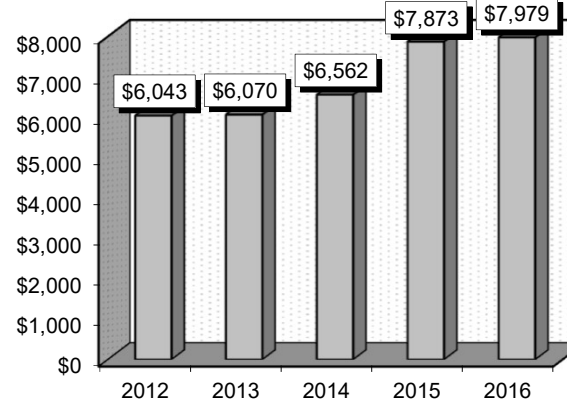
**Definitions:** **Colonoscopy:** A medical procedure where a long, flexible, tubular instrument called the colonoscope is used to view the entire inner lining of the colon (large intestine) and the rectum. **Neoplasm:** An abnormal tissue that grows by cellular proliferation more rapidly than normal and continues to grow after the stimuli that initiated the new growth cease. Neoplasms show partial or complete lack of structural organization and functional coordination with the normal tissue, and usually form a distinct mass of tissue that may be either benign (benign tumor) or malignant (cancer). **Diverticulosis:** The presence of diverticula in the absence of inflammation. **Polyps:** A small growth, typically benign and with a stalk, protruding from a mucous membrane. **Hemorrhage:** An escape of blood from the blood vessels, especially when excessive.

	2012		2013		2014		2015		2016	
Gender	Cases	Avg Bill	Cases	Avg Bill	Cases	Avg Bill	Cases	Avg Bill	Cases	Avg Bill
Male	685	\$6,086	485	\$5,700	322	\$6,484	232	\$7,546	300	\$7,784
Female	472	\$5,981	371	\$6,553	239	\$6,667	152	\$8,371	236	\$8,228
Age Group	Cases	Avg Bill	Cases	Avg Bill	Cases	Avg Bill	Cases	Avg Bill	Cases	Avg Bill
0-17	1	\$4,685	3	\$12,230	7	\$8,744	0	\$0	2	\$14,416
18-35	13	\$7,249	12	\$5,294	3	\$4,852	6	\$11,748	9	\$7,364
36-49	100	\$6,599	71	\$6,377	43	\$7,722	28	\$8,018	41	\$8,175
50-64	564	\$5,933	427	\$5,993	328	\$6,215	200	\$7,826	282	\$7,835
65+	479	\$6,027	343	\$6,076	180	\$6,861	150	\$7,753	202	\$8,105
Total	1,157	\$6,043	856	\$6,070	561	\$6,562	384	\$7,873	536	\$7,979

Patient Discharges (Cases)



Average Billed Charges (Avg Bill)



County / Hospital	2012		2013		2014		2015		2016	
	Cases	Avg Bill	Cases	Avg Bill	Cases	Avg Bill	Cases	Avg Bill	Cases	Avg Bill
<b>Clark</b>										
Centennial Hills	0	\$0	0	\$0	0	\$0	0	\$0	0	\$0
Desert Springs	2	\$900	2	\$18,104	0	\$0	0	\$0	1	\$5,033
Henderson Hospital	0	\$0	0	\$0	0	\$0	0	\$0	0	\$0
Mountain View	0	\$0	0	\$0	0	\$0	9	\$14,310	4	\$14,261
North Vista	1	\$28,540	0	\$0	0	\$0	0	\$0	0	\$0
Southern Hills	0	\$0	0	\$0	0	\$0	0	\$0	1	\$11,535
Spring Valley	0	\$0	0	\$0	0	\$0	1	\$27,045	0	\$0
St. Rose-Rose de Lima	0	\$0	0	\$0	1	\$539	0	\$0	0	\$0
St. Rose-San Martin	2	\$13,698	2	\$8,822	3	\$3,205	1	\$11,033	1	\$20,793
St. Rose-Siena	1	\$13,507	2	\$14,508	3	\$815	1	\$1,029	2	\$4,848
Summerlin	1	\$711	1	\$15,827	1	\$21,589	1	\$26,595	0	\$0
Sunrise	0	\$0	0	\$0	0	\$0	2	\$7,521	1	\$46,390
UMC	822	\$6,618	557	\$6,478	263	\$6,423	44	\$9,288	159	\$7,852
Valley	2	\$16,541	0	\$0	1	\$25,744	7	\$24,453	7	\$25,679
<b>Total</b>	<b>831</b>	<b>\$6,672</b>	<b>564</b>	<b>\$6,573</b>	<b>272</b>	<b>\$6,431</b>	<b>66</b>	<b>\$11,960</b>	<b>176</b>	<b>\$8,970</b>
<b>Washoe</b>										
Carson Tahoe	0	\$0	0	\$0	0	\$0	0	\$0	0	\$0
Northern Nevada	18	\$10,128	28	\$10,490	38	\$10,833	32	\$12,415	57	\$14,250
Renown Regional	21	\$5,313	19	\$7,027	21	\$7,909	17	\$8,487	26	\$8,827
Renown S. Meadows	0	\$0	0	\$0	0	\$0	1	\$4,851	0	\$0
Saint Mary's	1	\$24,926	0	\$0	0	\$0	0	\$0	0	\$0
Sierra Surgery	0	\$0	0	\$0	0	\$0	0	\$0	0	\$0
<b>Total</b>	<b>40</b>	<b>\$7,970</b>	<b>47</b>	<b>\$9,090</b>	<b>59</b>	<b>\$9,792</b>	<b>50</b>	<b>\$10,928</b>	<b>83</b>	<b>\$12,551</b>
<b>Rural</b>										
Battle Mountain	0	\$0	0	\$0	0	\$0	0	\$0	0	\$0
Boulder City	0	\$0	0	\$0	0	\$0	0	\$0	7	\$3,145
Carson Valley	35	\$6,022	44	\$5,988	42	\$6,476	32	\$7,626	48	\$7,987
Churchill	98	\$4,101	72	\$4,594	49	\$4,649	74	\$4,536	57	\$5,862
Desert View	29	\$5,697	5	\$14,261	35	\$12,976	45	\$12,969	20	\$12,218
Grover C. Dils	0	\$0	0	\$0	0	\$0	0	\$0	0	\$0
Humboldt	46	\$2,399	55	\$2,509	53	\$3,534	43	\$4,213	71	\$4,803
Incline Village	0	\$0	0	\$0	0	\$0	0	\$0	0	\$0
Mesa View	0	\$0	0	\$0	0	\$0	0	\$0	0	\$0
Mount Grant	0	\$0	0	\$0	1	\$10,987	1	\$4,150	0	\$0
Northeastern	78	\$3,084	69	\$3,738	48	\$3,947	73	\$4,642	74	\$4,481
Nye	0	\$0	0	\$0	0	\$0	0	\$0	0	\$0
Pershing	0	\$0	0	\$0	0	\$0	0	\$0	0	\$0
South Lyon	0	\$0	0	\$0	0	\$0	0	\$0	0	\$0
William Bee Ririe	0	\$0	0	\$0	2	\$6,357	0	\$0	0	\$0
<b>Total</b>	<b>286</b>	<b>\$3,947</b>	<b>245</b>	<b>\$4,332</b>	<b>230</b>	<b>\$5,889</b>	<b>268</b>	<b>\$6,296</b>	<b>277</b>	<b>\$5,980</b>
<b>All Counties</b>	<b>1,157</b>	<b>\$6,043</b>	<b>856</b>	<b>\$6,070</b>	<b>561</b>	<b>\$6,562</b>	<b>384</b>	<b>\$7,873</b>	<b>536</b>	<b>\$7,979</b>

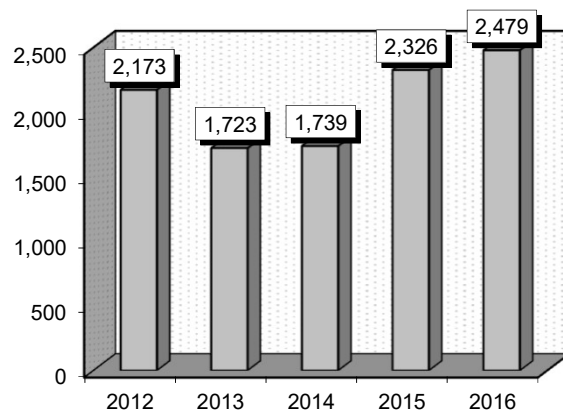
### Level I Hernia Repair (00139)

**Diagnoses:** that frequently accompanied Level I Hernia Repair were: 1) Inguinal hernia, without mention of obstruction or gangrene, unilateral or unspecified (not specified as recurrent) (55090), 2) Umbilical hernia without mention of obstruction or gangrene (5531), 3) Umbilical hernia with obstruction (5521), 4) Hydrocele, unspecified (6039), 5) Pure hypercholesterolemia (2720), 6) Obesity, unspecified (27800), 7) Coronary atherosclerosis of native coronary artery (41401), 8) Long-term (current) use of other medications (V5869).

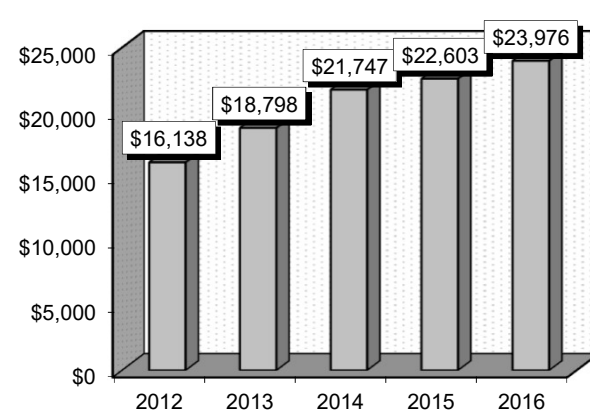
**Definitions:** **LEVEL:** Type of evidence used in the selection of certain courses of treatment. I - Randomized controlled trials, II - case-control studies, III - opinions of expert panels. **Inguinal hernia:** Hernia in which a loop of intestine enters the inguinal canal; the most common type of hernia in males. **Inguinal canal:** In males it is the passage through which the testes descend into the scrotum and it contains the spermatic cord; in females it transmits the round ligament of the uterus. **Hydrocele:** Accumulation of serous fluid in a body sac. **Serous fluid:** Bodily fluids that are typically pale yellow and transparent, and of a benign nature, that fill the inside of body cavities.

	2012		2013		2014		2015		2016	
Gender	Cases	Avg Bill	Cases	Avg Bill	Cases	Avg Bill	Cases	Avg Bill	Cases	Avg Bill
Male	1,845	\$16,424	1,422	\$19,149	1,453	\$22,097	1,974	\$23,111	2,057	\$24,356
Female	328	\$14,530	301	\$17,140	286	\$19,969	352	\$19,753	422	\$22,124
Age Group	Cases	Avg Bill	Cases	Avg Bill	Cases	Avg Bill	Cases	Avg Bill	Cases	Avg Bill
0-17	377	\$13,356	333	\$15,715	322	\$16,801	410	\$17,488	421	\$19,317
18-35	241	\$15,721	175	\$18,598	229	\$21,075	231	\$22,061	279	\$23,698
36-49	423	\$16,759	354	\$19,259	349	\$24,139	451	\$24,084	498	\$25,109
50-64	565	\$17,453	425	\$19,868	448	\$22,845	689	\$24,716	666	\$25,760
65+	567	\$16,392	436	\$19,816	391	\$22,821	545	\$22,784	615	\$24,442
Total	2,173	\$16,138	1,723	\$18,798	1,739	\$21,747	2,326	\$22,603	2,479	\$23,976

Patient Discharges (Cases)



Average Billed Charges (Avg Bill)





County / Hospital	2012		2013		2014		2015		2016	
	Cases	Avg Bill	Cases	Avg Bill	Cases	Avg Bill	Cases	Avg Bill	Cases	Avg Bill
<b>Clark</b>										
Centennial Hills	35	\$26,305	17	\$31,028	46	\$30,524	58	\$33,614	72	\$36,658
Desert Springs	87	\$31,429	46	\$36,828	79	\$38,182	109	\$40,630	142	\$42,203
Henderson Hospital	0	\$0	0	\$0	0	\$0	0	\$0	1	\$50,399
Mountain View	0	\$0	0	\$0	0	\$0	263	\$20,292	184	\$21,892
North Vista	0	\$0	1	\$16,567	0	\$0	0	\$0	5	\$30,170
Southern Hills	0	\$0	0	\$0	0	\$0	117	\$17,510	102	\$17,203
Spring Valley	86	\$25,434	79	\$28,607	145	\$30,308	143	\$34,485	90	\$37,867
St. Rose-Rose de Lima	112	\$16,466	89	\$17,957	74	\$19,460	58	\$20,739	13	\$25,878
St. Rose-San Martin	77	\$16,057	101	\$19,529	77	\$21,773	64	\$23,242	74	\$27,861
St. Rose-Siena	401	\$15,230	297	\$17,787	328	\$19,248	267	\$22,410	366	\$28,945
Summerlin	365	\$20,836	358	\$23,815	385	\$25,242	369	\$27,373	305	\$28,855
Sunrise	0	\$0	0	\$0	0	\$0	190	\$19,183	222	\$21,149
UMC	34	\$7,781	69	\$9,201	13	\$9,516	7	\$12,586	45	\$13,666
Valley	84	\$24,132	124	\$26,097	145	\$28,499	144	\$30,079	170	\$32,894
<b>Total</b>	<b>1,281</b>	<b>\$19,459</b>	<b>1,181</b>	<b>\$21,802</b>	<b>1,292</b>	<b>\$24,937</b>	<b>1,789</b>	<b>\$25,452</b>	<b>1,791</b>	<b>\$28,319</b>
<b>Washoe</b>										
Carson Tahoe	0	\$0	0	\$0	0	\$0	75	\$9,976	264	\$10,036
Northern Nevada	40	\$16,340	46	\$18,949	69	\$20,074	63	\$21,476	40	\$24,413
Renown Regional	177	\$8,616	199	\$9,751	218	\$10,399	235	\$11,533	238	\$12,728
Renown S. Meadows	10	\$11,670	12	\$10,135	11	\$10,888	7	\$10,965	9	\$15,135
Saint Mary's	277	\$16,180	126	\$15,759	0	\$0	0	\$0	0	\$0
Sierra Surgery	250	\$7,823	0	\$0	0	\$0	0	\$0	0	\$0
<b>Total</b>	<b>754</b>	<b>\$11,582</b>	<b>383</b>	<b>\$12,844</b>	<b>298</b>	<b>\$12,657</b>	<b>380</b>	<b>\$12,864</b>	<b>551</b>	<b>\$12,326</b>
<b>Rural</b>										
Battle Mountain	0	\$0	0	\$0	0	\$0	0	\$0	0	\$0
Boulder City	0	\$0	0	\$0	0	\$0	1	\$7,031	4	\$6,834
Carson Valley	11	\$12,172	9	\$17,953	10	\$16,024	5	\$11,711	14	\$13,262
Churchill	42	\$9,880	35	\$10,695	44	\$10,474	50	\$10,511	38	\$11,291
Desert View	8	\$7,670	17	\$12,982	14	\$21,539	28	\$23,797	25	\$21,871
Grover C. Dils	0	\$0	0	\$0	0	\$0	0	\$0	0	\$0
Humboldt	11	\$12,967	30	\$9,662	17	\$10,879	20	\$10,751	11	\$12,840
Incline Village	0	\$0	0	\$0	0	\$0	0	\$0	0	\$0
Mesa View	0	\$0	0	\$0	0	\$0	0	\$0	0	\$0
Mount Grant	0	\$0	0	\$0	0	\$0	0	\$0	0	\$0
Northeastern	66	\$9,946	67	\$9,935	61	\$11,283	42	\$12,614	36	\$12,692
Nye	0	\$0	0	\$0	0	\$0	0	\$0	0	\$0
Pershing	0	\$0	0	\$0	0	\$0	0	\$0	0	\$0
South Lyon	0	\$0	0	\$0	0	\$0	0	\$0	0	\$0
William Bee Ririe	0	\$0	1	\$9,567	3	\$10,398	11	\$13,668	9	\$15,456
<b>Total</b>	<b>138</b>	<b>\$10,212</b>	<b>159</b>	<b>\$10,828</b>	<b>149</b>	<b>\$12,262</b>	<b>157</b>	<b>\$13,711</b>	<b>137</b>	<b>\$14,059</b>
<b>All Counties</b>	<b>2,173</b>	<b>\$16,138</b>	<b>1,723</b>	<b>\$18,798</b>	<b>1,739</b>	<b>\$21,747</b>	<b>2,326</b>	<b>\$22,603</b>	<b>2,479</b>	<b>\$23,976</b>

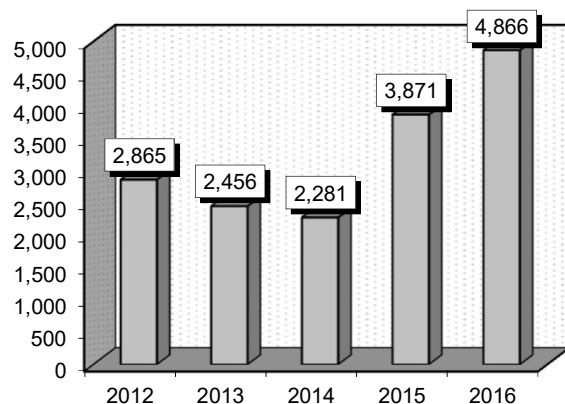
### Level II Laparoscopy (00146)

**Diagnoses:** that frequently accompanied Level II Laparoscopy were: 1) Calculus of gallbladder with other cholecystitis, without mention of obstruction (57410), 2) Chronic cholecystitis (57511), 3) Sterilization (V252), 4) Pelvic peritoneal adhesions, female (postoperative) (postinfection) (6146), 5) Peritoneal adhesions (postoperative) (postinfection) (5680), 6) Morbid obesity (27801), 7) Umbilical hernia without mention of obstruction or gangrene (5531), 8) Incisional hernia without mention of obstruction or gangrene (55321), 9) Benign neoplasm of ovary (220).

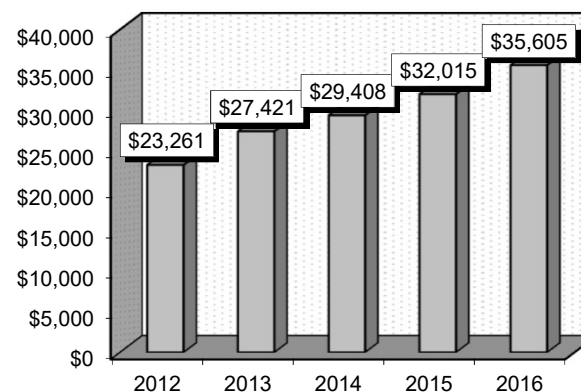
**Definitions:** **LEVEL:** Type of evidence used in the selection of certain courses of treatment. I - Randomized controlled trials, II - case-control studies, III - opinions of expert panels. **Cholecystitis:** Inflammation of the gallbladder. **Peritoneal adhesions:** Bands of fibrous tissue that join abdominal organs to each other or the abdominal wall. Adhesions develop rapidly after damage to the peritoneum during surgery, infection, trauma, or irradiation. **Gangrene:** Localized death and decomposition of body tissue, resulting from either obstructed circulation or bacterial infection.

	2012		2013		2014		2015		2016	
Gender	Cases	Avg Bill	Cases	Avg Bill	Cases	Avg Bill	Cases	Avg Bill	Cases	Avg Bill
Male	850	\$23,103	731	\$27,057	691	\$28,454	1,349	\$32,954	1,835	\$38,823
Female	2,015	\$23,328	1,725	\$27,576	1,590	\$29,823	2,522	\$31,512	3,031	\$33,656
Age Group	Cases	Avg Bill	Cases	Avg Bill	Cases	Avg Bill	Cases	Avg Bill	Cases	Avg Bill
0-17	155	\$20,435	115	\$21,495	157	\$22,771	191	\$23,675	247	\$25,002
18-35	722	\$21,250	675	\$24,696	586	\$27,260	970	\$29,742	1,218	\$32,577
36-49	814	\$24,469	725	\$28,063	640	\$29,892	1,135	\$32,584	1,288	\$35,466
50-64	679	\$24,222	560	\$29,687	552	\$31,014	909	\$34,176	1,246	\$39,486
65+	495	\$23,775	381	\$29,487	346	\$32,601	666	\$33,797	867	\$37,509
Total	2,865	\$23,261	2,456	\$27,421	2,281	\$29,408	3,871	\$32,015	4,866	\$35,605

Patient Discharges (Cases)



Average Billed Charges (Avg Bill)



County / Hospital	2012		2013		2014		2015		2016	
	Cases	Avg Bill	Cases	Avg Bill	Cases	Avg Bill	Cases	Avg Bill	Cases	Avg Bill
<b>Clark</b>										
Centennial Hills	97	\$29,316	118	\$38,210	211	\$39,647	306	\$39,865	356	\$45,439
Desert Springs	85	\$33,735	91	\$35,632	95	\$41,178	162	\$44,677	150	\$48,378
Henderson Hospital	0	\$0	0	\$0	0	\$0	0	\$0	2	\$39,377
Mountain View	0	\$0	0	\$0	0	\$0	553	\$31,512	639	\$34,534
North Vista	0	\$0	0	\$0	0	\$0	0	\$0	10	\$38,634
Southern Hills	0	\$0	0	\$0	0	\$0	251	\$25,375	223	\$27,416
Spring Valley	170	\$28,334	161	\$34,351	227	\$38,235	269	\$40,046	282	\$42,661
St. Rose-Rose de Lima	77	\$23,888	78	\$26,101	60	\$30,462	46	\$30,399	26	\$36,612
St. Rose-San Martin	69	\$28,034	75	\$35,925	91	\$34,583	99	\$45,035	116	\$47,610
St. Rose-Siena	161	\$25,233	185	\$30,113	165	\$29,418	151	\$30,814	158	\$40,978
Summerlin	454	\$30,880	482	\$36,272	448	\$37,545	472	\$38,497	669	\$46,176
Sunrise	0	\$0	0	\$0	0	\$0	432	\$36,647	531	\$38,635
UMC	25	\$17,924	106	\$20,458	52	\$17,399	21	\$32,135	71	\$24,961
Valley	162	\$27,121	183	\$28,382	164	\$30,426	233	\$33,775	332	\$45,709
<b>Total</b>	<b>1,300</b>	<b>\$28,635</b>	<b>1,479</b>	<b>\$32,744</b>	<b>1,513</b>	<b>\$35,360</b>	<b>2,995</b>	<b>\$35,746</b>	<b>3,565</b>	<b>\$40,789</b>
<b>Washoe</b>										
Carson Tahoe	0	\$0	0	\$0	0	\$0	87	\$17,304	417	\$18,433
Northern Nevada	82	\$20,977	80	\$23,359	122	\$25,988	119	\$28,610	230	\$37,492
Renown Regional	242	\$12,908	249	\$14,432	331	\$16,012	357	\$18,670	416	\$18,190
Renown S. Meadows	75	\$11,290	66	\$12,377	88	\$15,131	76	\$16,046	36	\$17,923
Saint Mary's	575	\$26,434	374	\$25,335	0	\$0	0	\$0	0	\$0
Sierra Surgery	371	\$14,139	0	\$0	0	\$0	0	\$0	0	\$0
<b>Total</b>	<b>1,345</b>	<b>\$19,432</b>	<b>769</b>	<b>\$20,487</b>	<b>541</b>	<b>\$18,118</b>	<b>639</b>	<b>\$20,023</b>	<b>1,099</b>	<b>\$22,313</b>
<b>Rural</b>										
Battle Mountain	0	\$0	0	\$0	0	\$0	0	\$0	0	\$0
Boulder City	0	\$0	0	\$0	0	\$0	1	\$10,776	0	\$0
Carson Valley	56	\$15,573	54	\$18,555	43	\$16,101	55	\$16,221	73	\$14,793
Churchill	107	\$14,580	94	\$14,691	120	\$16,547	102	\$15,842	74	\$16,390
Desert View	1	\$12,833	0	\$0	2	\$34,996	6	\$30,198	2	\$28,997
Grover C. Dils	0	\$0	0	\$0	0	\$0	0	\$0	0	\$0
Humboldt	30	\$15,664	29	\$14,447	40	\$16,938	48	\$18,094	43	\$17,801
Incline Village	0	\$0	0	\$0	0	\$0	0	\$0	0	\$0
Mesa View	0	\$0	0	\$0	0	\$0	0	\$0	0	\$0
Mount Grant	0	\$0	0	\$0	0	\$0	0	\$0	0	\$0
Northeastern	26	\$14,138	31	\$11,682	19	\$15,025	24	\$20,131	8	\$18,024
Nye	0	\$0	0	\$0	0	\$0	0	\$0	0	\$0
Pershing	0	\$0	0	\$0	0	\$0	0	\$0	0	\$0
South Lyon	0	\$0	0	\$0	0	\$0	0	\$0	0	\$0
William Bee Ririe	0	\$0	0	\$0	3	\$22,552	1	\$22,480	2	\$29,061
<b>Total</b>	<b>220</b>	<b>\$14,920</b>	<b>208</b>	<b>\$15,212</b>	<b>227</b>	<b>\$16,646</b>	<b>237</b>	<b>\$17,190</b>	<b>202</b>	<b>\$16,428</b>
<b>All Counties</b>	<b>2,865</b>	<b>\$23,261</b>	<b>2,456</b>	<b>\$27,421</b>	<b>2,281</b>	<b>\$29,408</b>	<b>3,871</b>	<b>\$32,015</b>	<b>4,866</b>	<b>\$35,605</b>

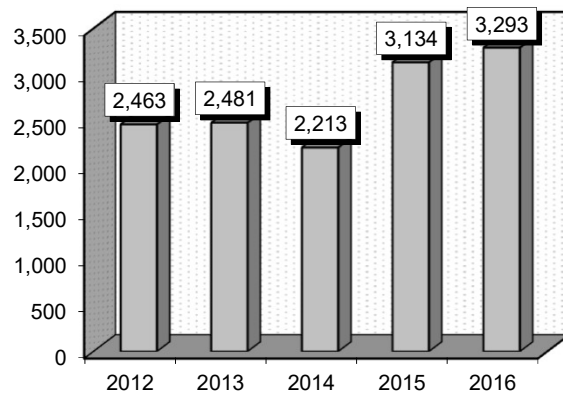
### Level III Laparoscopy (00147)

**Diagnoses:** that frequently accompanied Level III Laparoscopy were: 1) Calculus of gallbladder with other cholecystitis, without mention of obstruction (57410), 2) Endometriosis of uterus (6170), 3) Morbid obesity (27801), 4) Leiomyoma of uterus, unspecified (2189), 5) Cervicitis and endocervicitis (6160), 6) Dysmenorrhea (6253), 7) Subserous leiomyoma of uterus (2182), 8) Dyspareunia (6250).

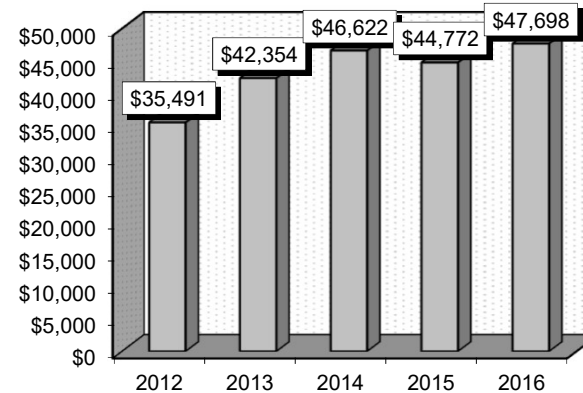
**Definitions:** **Endometriosis:** A condition in which bits of the tissue similar to the lining of the uterus (endometrium) grow in other parts of the body. Like the uterine lining, this tissue builds up and sheds in response to monthly hormonal cycles. However, there is no natural outlet for the blood discarded from these implants. Instead, it falls onto surrounding organs, causing swelling and inflammation. **Leiomyoma:** A benign smooth-muscle tumor occurring most commonly in the uterus, stomach, esophagus, or small intestine. **Cervicitis:** Inflammation of the cervix. **Endocervicitis:** Inflammation of the mucous lining of the uterine cervix. **Dysmenorrhea:** Painful menstruation, typically involving abdominal cramps. **Dyspareunia:** Persistent or recurrent genital pain that occurs just before, during or after intercourse.

	2012		2013		2014		2015		2016	
Gender	Cases	Avg Bill	Cases	Avg Bill	Cases	Avg Bill	Cases	Avg Bill	Cases	Avg Bill
Male	231	\$35,066	192	\$42,301	161	\$45,775	284	\$41,268	305	\$43,823
Female	2,232	\$35,535	2,289	\$42,359	2,052	\$46,688	2,850	\$45,121	2,988	\$48,093
Age Group	Cases	Avg Bill	Cases	Avg Bill	Cases	Avg Bill	Cases	Avg Bill	Cases	Avg Bill
0-17	29	\$30,212	26	\$30,651	12	\$35,733	31	\$38,712	24	\$34,640
18-35	740	\$31,695	727	\$36,657	612	\$40,970	831	\$40,215	846	\$42,276
36-49	1,003	\$37,125	1,044	\$44,099	992	\$47,876	1,310	\$47,351	1,387	\$50,521
50-64	474	\$37,659	450	\$45,521	399	\$48,405	644	\$45,095	704	\$49,059
65+	217	\$36,858	234	\$47,483	198	\$54,869	318	\$45,990	332	\$47,778
Total	2,463	\$35,491	2,481	\$42,354	2,213	\$46,622	3,134	\$44,772	3,293	\$47,698

Patient Discharges (Cases)



Average Billed Charges (Avg Bill)



County / Hospital	2012		2013		2014		2015		2016	
	Cases	Avg Bill	Cases	Avg Bill	Cases	Avg Bill	Cases	Avg Bill	Cases	Avg Bill
<b>Clark</b>										
Centennial Hills	203	\$31,382	216	\$39,370	263	\$44,953	275	\$45,753	294	\$49,742
Desert Springs	237	\$50,164	228	\$59,076	179	\$61,194	145	\$55,162	129	\$54,420
Henderson Hospital	0	\$0	0	\$0	0	\$0	0	\$0	1	\$32,329
Mountain View	0	\$0	0	\$0	0	\$0	472	\$38,363	390	\$40,094
North Vista	2	\$43,273	0	\$0	0	\$0	0	\$0	8	\$44,304
Southern Hills	0	\$0	0	\$0	0	\$0	111	\$32,064	86	\$37,564
Spring Valley	217	\$35,490	427	\$48,582	494	\$48,245	309	\$47,759	169	\$51,159
St. Rose-Rose de Lima	107	\$38,902	92	\$39,397	25	\$44,719	33	\$46,752	23	\$53,742
St. Rose-San Martin	78	\$33,252	117	\$39,573	140	\$43,682	148	\$52,072	179	\$56,226
St. Rose-Siena	336	\$35,842	378	\$41,288	316	\$46,343	291	\$44,150	330	\$51,857
Summerlin	401	\$38,345	511	\$45,396	513	\$51,444	628	\$53,843	733	\$58,842
Sunrise	0	\$0	0	\$0	0	\$0	348	\$44,036	399	\$45,910
UMC	2	\$16,023	17	\$25,071	0	\$0	1	\$30,472	5	\$39,953
Valley	99	\$34,508	72	\$37,960	62	\$36,239	130	\$36,942	183	\$39,629
<b>Total</b>	<b>1,682</b>	<b>\$37,854</b>	<b>2,058</b>	<b>\$45,158</b>	<b>1,992</b>	<b>\$48,757</b>	<b>2,891</b>	<b>\$46,030</b>	<b>2,929</b>	<b>\$50,140</b>
<b>Washoe</b>										
Carson Tahoe	0	\$0	0	\$0	0	\$0	44	\$22,102	129	\$23,280
Northern Nevada	19	\$28,918	23	\$45,336	36	\$48,813	49	\$48,593	67	\$49,750
Renown Regional	53	\$20,337	82	\$22,148	71	\$24,380	64	\$27,009	78	\$26,201
Renown S. Meadows	11	\$16,582	17	\$23,255	9	\$20,669	3	\$32,733	3	\$23,959
Saint Mary's	395	\$40,557	148	\$37,807	0	\$0	0	\$0	0	\$0
Sierra Surgery	169	\$19,063	0	\$0	0	\$0	0	\$0	0	\$0
<b>Total</b>	<b>647</b>	<b>\$32,537</b>	<b>270</b>	<b>\$32,776</b>	<b>116</b>	<b>\$31,675</b>	<b>160</b>	<b>\$32,377</b>	<b>277</b>	<b>\$30,512</b>
<b>Rural</b>										
Battle Mountain	0	\$0	0	\$0	0	\$0	0	\$0	0	\$0
Boulder City	0	\$0	0	\$0	0	\$0	0	\$0	0	\$0
Carson Valley	4	\$20,315	7	\$18,593	4	\$18,891	3	\$14,057	6	\$18,897
Churchill	13	\$20,896	24	\$21,938	30	\$25,655	3	\$27,355	9	\$19,919
Desert View	6	\$12,676	5	\$24,519	6	\$33,488	15	\$32,883	21	\$30,806
Grover C. Dils	0	\$0	0	\$0	0	\$0	0	\$0	0	\$0
Humboldt	6	\$20,445	1	\$18,921	1	\$43,462	1	\$18,355	0	\$0
Incline Village	0	\$0	0	\$0	0	\$0	0	\$0	0	\$0
Mesa View	0	\$0	0	\$0	0	\$0	0	\$0	0	\$0
Mount Grant	0	\$0	0	\$0	0	\$0	0	\$0	0	\$0
Northeastern	105	\$20,392	116	\$21,535	63	\$20,134	60	\$23,346	47	\$15,246
Nye	0	\$0	0	\$0	0	\$0	0	\$0	0	\$0
Pershing	0	\$0	0	\$0	0	\$0	0	\$0	0	\$0
South Lyon	0	\$0	0	\$0	0	\$0	0	\$0	0	\$0
William Bee Ririe	0	\$0	0	\$0	1	\$16,677	1	\$24,876	4	\$25,384
<b>Total</b>	<b>134</b>	<b>\$20,095</b>	<b>153</b>	<b>\$21,544</b>	<b>105</b>	<b>\$22,616</b>	<b>83</b>	<b>\$24,837</b>	<b>87</b>	<b>\$20,203</b>
<b>All Counties</b>	<b>2,463</b>	<b>\$35,491</b>	<b>2,481</b>	<b>\$42,354</b>	<b>2,213</b>	<b>\$46,622</b>	<b>3,134</b>	<b>\$44,772</b>	<b>3,293</b>	<b>\$47,698</b>

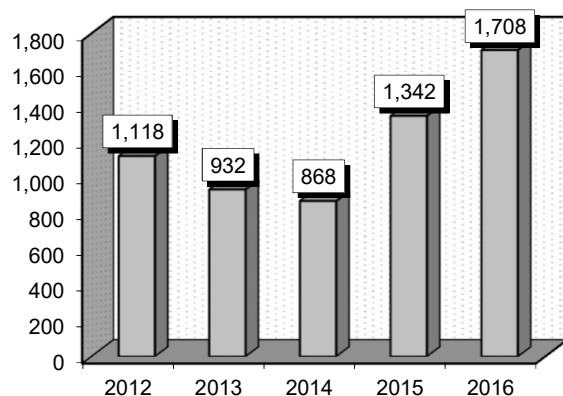
### Level I Bladder And Kidney Procedures (00163)

**Diagnoses:** that frequently accompanied Level I Bladder And Kidney Procedures were: 1) Diabetes mellitus without mention of complication, type II or unspecified type, not stated as uncontrolled (25000), 2) Hydronephrosis (591), 3) Malignant neoplasm of bladder, part unspecified (1889), 4) Malignant neoplasm of lateral wall of urinary bladder (1882), 5) Calculus of ureter (5921), 6) Urethral stricture, unspecified (5989), 7) Personal history of malignant neoplasm of prostate (V1046), 8) Gross hematuria (59971), 9) Calculus of kidney (5920).

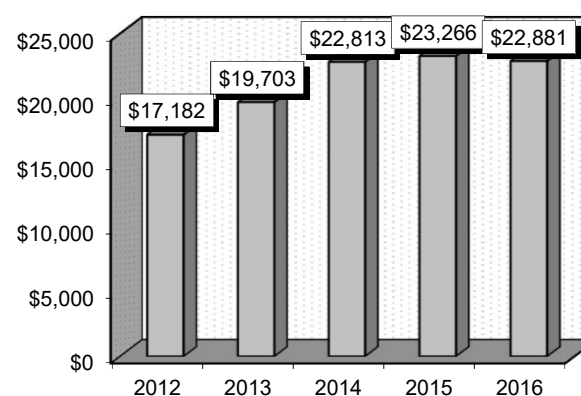
**Definitions:** **LEVEL:** Type of evidence used in the selection of certain courses of treatment. I - Randomized controlled trials, II - case-control studies, III - opinions of expert panels. **Hydronephrosis:** The swelling of the kidneys when urine flow is obstructed in any of part of the urinary tract. **Neoplasm:** An abnormal tissue that grows by cellular proliferation more rapidly than normal and continues to grow after the stimuli that initiated the new growth cease. Neoplasms show partial or complete lack of structural organization and functional coordination with the normal tissue, and usually form a distinct mass of tissue that may be either benign (benign tumor) or malignant (cancer). **Hematuria:** The presence of blood in urine. **Calculus of kidney:** (AKA kidney stones) Small, hard mineral deposits that form inside your kidneys. The stones are made of mineral and acid salts.

	2012		2013		2014		2015		2016	
Gender	Cases	Avg Bill	Cases	Avg Bill	Cases	Avg Bill	Cases	Avg Bill	Cases	Avg Bill
Male	667	\$17,263	560	\$20,026	538	\$23,258	809	\$23,767	950	\$22,753
Female	451	\$17,062	372	\$19,218	330	\$22,086	533	\$22,506	758	\$23,041
Age Group	Cases	Avg Bill	Cases	Avg Bill	Cases	Avg Bill	Cases	Avg Bill	Cases	Avg Bill
0-17	65	\$14,692	39	\$18,213	45	\$18,778	71	\$19,205	82	\$19,077
18-35	57	\$18,508	42	\$18,074	41	\$26,508	75	\$25,066	80	\$25,525
36-49	115	\$17,799	86	\$19,298	78	\$23,534	129	\$25,968	187	\$25,266
50-64	243	\$18,218	210	\$18,975	205	\$21,503	282	\$23,153	385	\$23,737
65+	638	\$16,811	555	\$20,269	499	\$23,298	785	\$23,058	974	\$22,188
Total	1,118	\$17,182	932	\$19,703	868	\$22,813	1,342	\$23,266	1,708	\$22,881

Patient Discharges (Cases)



Average Billed Charges (Avg Bill)



County / Hospital	2012		2013		2014		2015		2016	
	Cases	Avg Bill	Cases	Avg Bill	Cases	Avg Bill	Cases	Avg Bill	Cases	Avg Bill
<b>Clark</b>										
Centennial Hills	4	\$21,985	5	\$29,387	8	\$26,412	28	\$29,682	50	\$31,020
Desert Springs	39	\$25,735	25	\$33,023	32	\$32,692	48	\$36,891	93	\$38,686
Henderson Hospital	0	\$0	0	\$0	0	\$0	0	\$0	0	\$0
Mountain View	0	\$0	0	\$0	0	\$0	103	\$14,830	110	\$17,790
North Vista	0	\$0	0	\$0	0	\$0	0	\$0	0	\$0
Southern Hills	0	\$0	0	\$0	0	\$0	59	\$14,468	64	\$15,850
Spring Valley	89	\$21,632	91	\$25,403	105	\$27,711	170	\$30,367	197	\$32,308
St. Rose-Rose de Lima	4	\$17,651	0	\$0	1	\$12,191	2	\$20,984	1	\$7,551
St. Rose-San Martin	38	\$15,931	51	\$16,092	61	\$22,934	65	\$19,015	56	\$24,069
St. Rose-Siena	205	\$14,680	223	\$15,907	138	\$16,390	137	\$18,724	152	\$21,796
Summerlin	265	\$22,565	259	\$24,651	307	\$26,537	317	\$29,130	303	\$25,558
Sunrise	0	\$0	0	\$0	0	\$0	225	\$21,079	278	\$22,097
UMC	105	\$8,395	56	\$8,931	13	\$9,439	5	\$9,467	56	\$12,786
Valley	74	\$22,187	87	\$24,092	112	\$23,747	72	\$26,059	69	\$24,593
<b>Total</b>	<b>823</b>	<b>\$18,475</b>	<b>797</b>	<b>\$20,869</b>	<b>777</b>	<b>\$24,156</b>	<b>1,231</b>	<b>\$24,280</b>	<b>1,429</b>	<b>\$24,810</b>
<b>Washoe</b>										
Carson Tahoe	5	\$23,781	2	\$20,461	2	\$8,352	31	\$11,204	169	\$11,898
Northern Nevada	0	\$0	0	\$0	1	\$19,166	0	\$0	22	\$23,702
Renown Regional	45	\$8,934	39	\$10,249	39	\$11,427	47	\$11,995	54	\$13,841
Renown S. Meadows	2	\$14,358	2	\$7,833	0	\$0	1	\$17,133	1	\$10,504
Saint Mary's	165	\$17,319	63	\$15,548	13	\$8,892	9	\$9,645	8	\$4,895
Sierra Surgery	63	\$7,669	0	\$0	0	\$0	0	\$0	0	\$0
<b>Total</b>	<b>280</b>	<b>\$13,894</b>	<b>106</b>	<b>\$13,545</b>	<b>55</b>	<b>\$10,856</b>	<b>88</b>	<b>\$11,535</b>	<b>254</b>	<b>\$13,107</b>
<b>Rural</b>										
Battle Mountain	0	\$0	0	\$0	0	\$0	0	\$0	0	\$0
Boulder City	0	\$0	0	\$0	0	\$0	0	\$0	0	\$0
Carson Valley	0	\$0	0	\$0	0	\$0	1	\$8,592	0	\$0
Churchill	0	\$0	1	\$7,725	0	\$0	0	\$0	0	\$0
Desert View	0	\$0	0	\$0	0	\$0	0	\$0	0	\$0
Grover C. Dils	0	\$0	0	\$0	0	\$0	0	\$0	0	\$0
Humboldt	0	\$0	0	\$0	0	\$0	0	\$0	0	\$0
Incline Village	1	\$3,243	0	\$0	0	\$0	0	\$0	0	\$0
Mesa View	0	\$0	0	\$0	0	\$0	0	\$0	0	\$0
Mount Grant	0	\$0	0	\$0	0	\$0	0	\$0	0	\$0
Northeastern	8	\$12,479	20	\$13,005	29	\$13,064	14	\$17,414	12	\$15,082
Nye	0	\$0	0	\$0	0	\$0	0	\$0	0	\$0
Pershing	0	\$0	0	\$0	0	\$0	0	\$0	0	\$0
South Lyon	0	\$0	0	\$0	0	\$0	0	\$0	0	\$0
William Bee Ririe	6	\$1,782	8	\$3,349	7	\$8,012	8	\$8,350	13	\$9,011
<b>Total</b>	<b>15</b>	<b>\$7,584</b>	<b>29</b>	<b>\$10,159</b>	<b>36</b>	<b>\$12,082</b>	<b>23</b>	<b>\$13,878</b>	<b>25</b>	<b>\$11,925</b>
<b>All Counties</b>	<b>1,118</b>	<b>\$17,182</b>	<b>932</b>	<b>\$19,703</b>	<b>868</b>	<b>\$22,813</b>	<b>1,342</b>	<b>\$23,266</b>	<b>1,708</b>	<b>\$22,881</b>

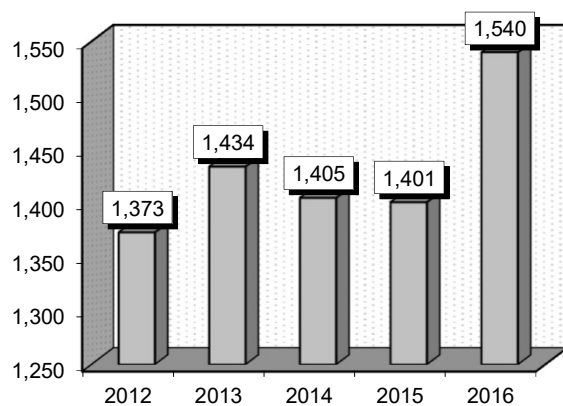
### Cataract Procedures (00233)

**Diagnoses:** that frequently accompanied Cataract Procedures were: 1) Other and combined forms of senile cataract (36619), 2) Senile nuclear sclerosis (36616), 3) Unspecified cataract (3669), 4) Senile cataract, unspecified (36610), 5) Diabetes mellitus without mention of complication, type II or unspecified type, not stated as uncontrolled (25000), 6) Other cataract (3668), 7) Other and unspecified hyperlipidemia (2724), 8) Posterior subcapsular polar senile cataract (36614).

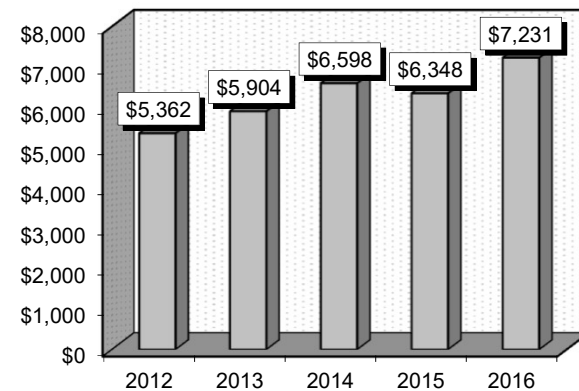
**Definitions:** **Senile cataract:** Age-related, vision-impairing disease characterized by gradual, progressive thickening of the lens of the eye. **Nuclear sclerosis:** An increase in the refractive index of the eye's crystalline lens, which culminates in the development of nuclear cataracts. **Hyperlipidemia:** An abnormally high concentration of fats or lipids in the blood.

	2012		2013		2014		2015		2016	
	Cases	Avg Bill	Cases	Avg Bill	Cases	Avg Bill	Cases	Avg Bill	Cases	Avg Bill
<b>Gender</b>										
Male	573	\$5,407	559	\$5,968	565	\$6,769	563	\$6,627	628	\$7,766
Female	800	\$5,330	875	\$5,863	840	\$6,483	838	\$6,161	912	\$6,862
<b>Age Group</b>										
0-17	5	\$13,289	8	\$15,858	7	\$16,286	5	\$17,185	5	\$11,746
18-35	6	\$6,708	2	\$5,563	8	\$9,551	5	\$11,543	5	\$12,750
36-49	28	\$5,029	20	\$6,896	12	\$8,442	34	\$5,775	28	\$8,505
50-64	313	\$5,146	333	\$5,718	280	\$6,612	281	\$6,286	355	\$6,997
65+	1,021	\$5,390	1,071	\$5,870	1,098	\$6,491	1,076	\$6,309	1,147	\$7,228
<b>Total</b>	<b>1,373</b>	<b>\$5,362</b>	<b>1,434</b>	<b>\$5,904</b>	<b>1,405</b>	<b>\$6,598</b>	<b>1,401</b>	<b>\$6,348</b>	<b>1,540</b>	<b>\$7,231</b>

**Patient Discharges (Cases)**



**Average Billed Charges (Avg Bill)**





County / Hospital	2012		2013		2014		2015		2016	
	Cases	Avg Bill	Cases	Avg Bill	Cases	Avg Bill	Cases	Avg Bill	Cases	Avg Bill
<b>Clark</b>										
Centennial Hills	0	\$0	0	\$0	0	\$0	0	\$0	0	\$0
Desert Springs	0	\$0	0	\$0	0	\$0	0	\$0	0	\$0
Henderson Hospital	0	\$0	0	\$0	0	\$0	0	\$0	0	\$0
Mountain View	0	\$0	0	\$0	0	\$0	0	\$0	0	\$0
North Vista	0	\$0	0	\$0	0	\$0	0	\$0	0	\$0
Southern Hills	0	\$0	0	\$0	0	\$0	0	\$0	0	\$0
Spring Valley	0	\$0	0	\$0	0	\$0	0	\$0	0	\$0
St. Rose-Rose de Lima	0	\$0	0	\$0	0	\$0	0	\$0	0	\$0
St. Rose-San Martin	0	\$0	0	\$0	0	\$0	0	\$0	0	\$0
St. Rose-Siena	0	\$0	0	\$0	0	\$0	0	\$0	0	\$0
Summerlin	1	\$21,283	2	\$28,147	2	\$25,764	0	\$0	2	\$37,547
Sunrise	0	\$0	0	\$0	0	\$0	0	\$0	3	\$47,419
UMC	0	\$0	0	\$0	0	\$0	0	\$0	0	\$0
Valley	0	\$0	0	\$0	0	\$0	0	\$0	0	\$0
<b>Total</b>	<b>1</b>	<b>\$21,283</b>	<b>2</b>	<b>\$28,147</b>	<b>2</b>	<b>\$25,764</b>	<b>0</b>	<b>\$0</b>	<b>5</b>	<b>\$43,470</b>
<b>Washoe</b>										
Carson Tahoe	0	\$0	0	\$0	0	\$0	0	\$0	0	\$0
Northern Nevada	0	\$0	0	\$0	0	\$0	1	\$20,464	11	\$24,618
Renown Regional	267	\$5,467	243	\$6,536	304	\$7,243	219	\$7,302	194	\$8,033
Renown S. Meadows	770	\$4,812	989	\$5,481	929	\$6,040	849	\$5,327	709	\$5,718
Saint Mary's	0	\$0	0	\$0	0	\$0	0	\$0	0	\$0
Sierra Surgery	10	\$7,011	0	\$0	0	\$0	0	\$0	0	\$0
<b>Total</b>	<b>1,047</b>	<b>\$5,000</b>	<b>1,232</b>	<b>\$5,689</b>	<b>1,233</b>	<b>\$6,337</b>	<b>1,069</b>	<b>\$5,746</b>	<b>914</b>	<b>\$6,437</b>
<b>Rural</b>										
Battle Mountain	0	\$0	0	\$0	0	\$0	0	\$0	0	\$0
Boulder City	0	\$0	0	\$0	0	\$0	0	\$0	0	\$0
Carson Valley	0	\$0	0	\$0	0	\$0	0	\$0	0	\$0
Churchill	0	\$0	0	\$0	0	\$0	0	\$0	62	\$7,029
Desert View	184	\$6,404	23	\$8,066	49	\$12,891	95	\$12,973	103	\$13,421
Grover C. Dils	0	\$0	0	\$0	0	\$0	0	\$0	0	\$0
Humboldt	66	\$5,307	61	\$5,474	66	\$6,210	62	\$6,321	66	\$6,445
Incline Village	0	\$0	0	\$0	0	\$0	0	\$0	0	\$0
Mesa View	0	\$0	0	\$0	0	\$0	0	\$0	0	\$0
Mount Grant	5	\$3,767	49	\$4,672	31	\$4,413	30	\$4,209	40	\$4,530
Northeastern	53	\$7,190	20	\$8,573	0	\$0	143	\$6,802	313	\$7,322
Nye	0	\$0	0	\$0	0	\$0	0	\$0	0	\$0
Pershing	0	\$0	0	\$0	0	\$0	0	\$0	0	\$0
South Lyon	0	\$0	0	\$0	0	\$0	0	\$0	0	\$0
William Bee Ririe	17	\$10,411	47	\$10,259	24	\$9,465	2	\$14,278	37	\$8,598
<b>Total</b>	<b>325</b>	<b>\$6,479</b>	<b>200</b>	<b>\$7,010</b>	<b>170</b>	<b>\$8,267</b>	<b>332</b>	<b>\$8,289</b>	<b>621</b>	<b>\$8,107</b>
<b>All Counties</b>	<b>1,373</b>	<b>\$5,362</b>	<b>1,434</b>	<b>\$5,904</b>	<b>1,405</b>	<b>\$6,598</b>	<b>1,401</b>	<b>\$6,348</b>	<b>1,540</b>	<b>\$7,231</b>

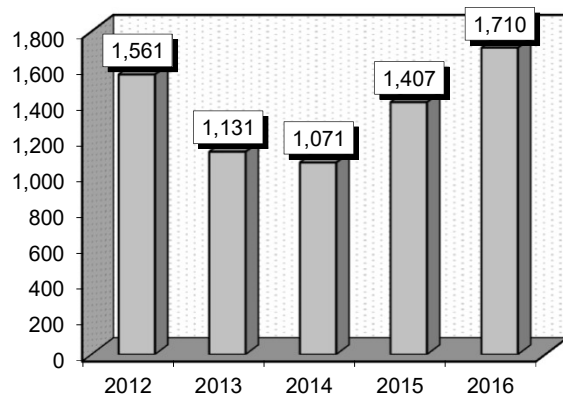
### Level I Facial And Ent Procedures (00252)

**Diagnoses:** that frequently accompanied Level I Facial And Ent Procedures were: 1) Dental caries, unspecified (52100), 2) Periapical abscess without sinus (5225), 3) Unspecified otitis media (3829), 4) Dysfunction of Eustachian tube (38181), 5) Closed fracture of nasal bones (8020), 6) Asthma, unspecified type, unspecified (49390), 7) Conductive hearing loss, unspecified (38900), 8) Hypertrophy of nasal turbinates (4780), 9) Deviated nasal septum (470).

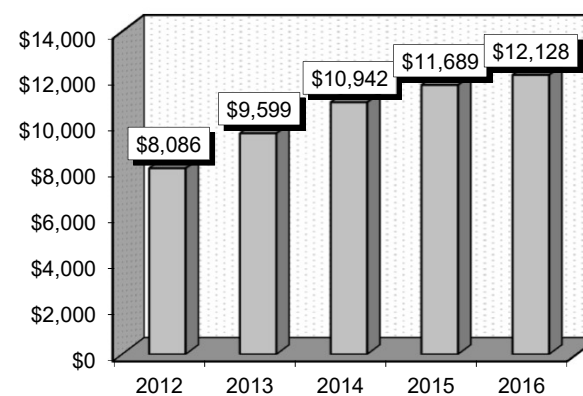
**Definitions:** **ENT:** Ear, Nose, Throat. **Carie:** Decay of a bone or tooth, especially dental caries; cavity. **Periapical abscess:** Inflammation with pus in the tissues surrounding the apex of a tooth. **Otitis media:** An inflammation or infection of the middle ear, common in early childhood. **Eustachian tube:** The narrow channel that connects the middle ear with the nasopharynx; it serves to equalize pressure on either side of the tympanic membrane (eardrum). **Pharynx:** The upper expanded portion of the digestive tube, between the esophagus below and the mouth and nasal cavities above and in front.

	2012		2013		2014		2015		2016	
	Cases	Avg Bill	Cases	Avg Bill	Cases	Avg Bill	Cases	Avg Bill	Cases	Avg Bill
<b>Gender</b>										
Male	865	\$7,923	634	\$9,546	616	\$10,865	792	\$11,125	983	\$11,796
Female	696	\$8,288	497	\$9,668	455	\$11,048	615	\$12,415	727	\$12,578
<b>Age Group</b>										
0-17	1,274	\$7,314	932	\$8,698	861	\$9,690	1,032	\$9,851	1,268	\$10,161
18-35	67	\$10,322	53	\$11,572	64	\$14,049	105	\$15,834	113	\$15,424
36-49	50	\$13,021	45	\$13,536	48	\$15,731	80	\$18,010	98	\$18,252
50-64	92	\$11,378	50	\$14,620	45	\$19,937	95	\$15,443	123	\$17,775
65+	78	\$11,715	51	\$15,633	53	\$15,558	95	\$17,998	108	\$19,783
<b>Total</b>	<b>1,561</b>	<b>\$8,086</b>	<b>1,131</b>	<b>\$9,599</b>	<b>1,071</b>	<b>\$10,942</b>	<b>1,407</b>	<b>\$11,689</b>	<b>1,710</b>	<b>\$12,128</b>

Patient Discharges (Cases)



Average Billed Charges (Avg Bill)



County / Hospital	2012		2013		2014		2015		2016	
	Cases	Avg Bill	Cases	Avg Bill	Cases	Avg Bill	Cases	Avg Bill	Cases	Avg Bill
<b>Clark</b>										
Centennial Hills	47	\$18,809	41	\$22,161	33	\$28,128	12	\$26,161	12	\$34,044
Desert Springs	17	\$21,893	5	\$27,186	10	\$27,702	14	\$27,542	7	\$33,740
Henderson Hospital	0	\$0	0	\$0	0	\$0	0	\$0	1	\$28,948
Mountain View	0	\$0	0	\$0	0	\$0	13	\$25,797	21	\$26,224
North Vista	0	\$0	0	\$0	0	\$0	0	\$0	0	\$0
Southern Hills	0	\$0	0	\$0	0	\$0	82	\$14,005	125	\$14,409
Spring Valley	8	\$17,462	16	\$21,134	29	\$24,034	16	\$28,272	3	\$29,873
St. Rose-Rose de Lima	3	\$19,556	2	\$17,880	2	\$26,405	1	\$25,967	0	\$0
St. Rose-San Martin	48	\$11,128	45	\$13,840	57	\$15,716	82	\$16,247	62	\$16,328
St. Rose-Siena	139	\$10,982	151	\$12,358	119	\$15,757	131	\$13,814	175	\$16,381
Summerlin	70	\$16,128	51	\$19,416	58	\$19,989	64	\$21,781	58	\$23,000
Sunrise	0	\$0	0	\$0	0	\$0	111	\$16,249	102	\$17,652
UMC	67	\$6,939	56	\$6,986	31	\$7,249	43	\$10,320	129	\$11,403
Valley	1	\$16,914	1	\$20,786	2	\$26,224	5	\$27,068	4	\$35,733
<b>Total</b>	<b>400</b>	<b>\$12,815</b>	<b>368</b>	<b>\$14,428</b>	<b>341</b>	<b>\$18,072</b>	<b>574</b>	<b>\$16,690</b>	<b>699</b>	<b>\$16,799</b>
<b>Washoe</b>										
Carson Tahoe	0	\$0	0	\$0	0	\$0	50	\$7,122	202	\$6,743
Northern Nevada	16	\$10,197	18	\$11,447	22	\$11,443	14	\$12,922	23	\$14,579
Renown Regional	365	\$5,634	323	\$6,752	377	\$7,480	444	\$7,853	425	\$8,353
Renown S. Meadows	231	\$6,718	131	\$7,949	133	\$8,142	93	\$8,544	115	\$10,434
Saint Mary's	69	\$11,586	44	\$11,330	0	\$0	0	\$0	0	\$0
Sierra Surgery	231	\$5,227	0	\$0	0	\$0	0	\$0	0	\$0
<b>Total</b>	<b>912</b>	<b>\$6,336</b>	<b>516</b>	<b>\$7,610</b>	<b>532</b>	<b>\$7,809</b>	<b>601</b>	<b>\$8,017</b>	<b>765</b>	<b>\$8,428</b>
<b>Rural</b>										
Battle Mountain	0	\$0	0	\$0	0	\$0	0	\$0	0	\$0
Boulder City	0	\$0	0	\$0	0	\$0	0	\$0	0	\$0
Carson Valley	10	\$9,513	7	\$7,886	2	\$4,359	8	\$11,093	4	\$8,834
Churchill	10	\$5,605	10	\$6,037	11	\$5,916	10	\$6,292	39	\$11,257
Desert View	0	\$0	0	\$0	0	\$0	0	\$0	0	\$0
Grover C. Dils	0	\$0	0	\$0	0	\$0	0	\$0	0	\$0
Humboldt	2	\$5,488	0	\$0	0	\$0	0	\$0	0	\$0
Incline Village	0	\$0	0	\$0	0	\$0	0	\$0	0	\$0
Mesa View	0	\$0	0	\$0	0	\$0	0	\$0	0	\$0
Mount Grant	0	\$0	0	\$0	0	\$0	0	\$0	0	\$0
Northeastern	227	\$6,852	229	\$6,535	185	\$7,182	214	\$8,863	203	\$10,222
Nye	0	\$0	0	\$0	0	\$0	0	\$0	0	\$0
Pershing	0	\$0	0	\$0	0	\$0	0	\$0	0	\$0
South Lyon	0	\$0	0	\$0	0	\$0	0	\$0	0	\$0
William Bee Ririe	0	\$0	1	\$8,590	0	\$0	0	\$0	0	\$0
<b>Total</b>	<b>249</b>	<b>\$6,898</b>	<b>247</b>	<b>\$6,561</b>	<b>198</b>	<b>\$7,083</b>	<b>232</b>	<b>\$8,829</b>	<b>246</b>	<b>\$10,364</b>
<b>All Counties</b>	<b>1,561</b>	<b>\$8,086</b>	<b>1,131</b>	<b>\$9,599</b>	<b>1,071</b>	<b>\$10,942</b>	<b>1,407</b>	<b>\$11,689</b>	<b>1,710</b>	<b>\$12,128</b>

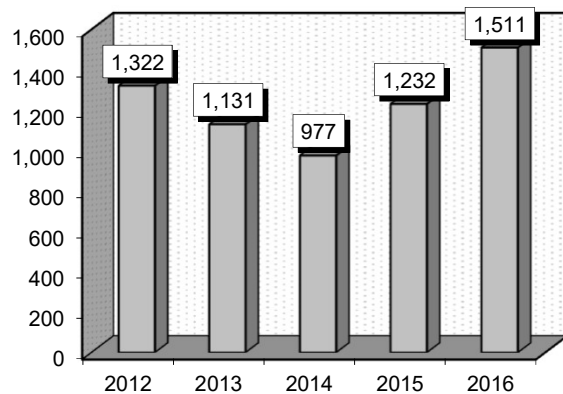
### Tonsil And Adenoid Procedures (00256)

**Diagnoses:** that frequently accompanied Tonsil And Adenoid Procedures were: 1) Hypertrophy of tonsil with adenoids (47410), 2) Chronic tonsillitis (47400), 3) Obstructive sleep apnea (adult)(pediatric) (32723), 4) Hypertrophy of adenoids alone (47412), 5) Unspecified otitis media (3829), 6) Acute tonsillitis (463), 7) Hypertrophy of nasal turbinates (4780), 8) Chronic serous otitis media, simple or unspecified (38110), 9) Chronic adenoiditis (47401), 10) Hypertrophy of tonsils alone (47411).

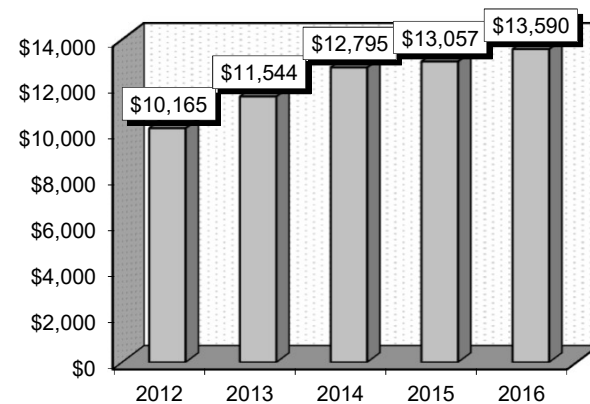
**Definitions:** **Adenoid:** A lymphoid tissue growth located at the back of the nose in the upper part of the throat that when swollen may obstruct normal breathing and make speech difficult. **Hypertrophy:** The enlargement of an organ or tissue from the increase in size of its cells. **Otitis media:** An inflammation or infection of the middle ear, common in early childhood. **Eustachian tube:** The narrow channel that connects the middle ear with the nasopharynx; it serves to equalize pressure on either side of the tympanic membrane (eardrum).

Gender	2012		2013		2014		2015		2016	
	Cases	Avg Bill	Cases	Avg Bill	Cases	Avg Bill	Cases	Avg Bill	Cases	Avg Bill
Male	657	\$10,369	568	\$11,740	476	\$12,952	585	\$13,282	710	\$13,684
Female	665	\$9,964	563	\$11,346	501	\$12,645	647	\$12,853	801	\$13,506
Age Group	2012		2013		2014		2015		2016	
	Cases	Avg Bill	Cases	Avg Bill	Cases	Avg Bill	Cases	Avg Bill	Cases	Avg Bill
0-17	1,041	\$10,063	907	\$11,410	761	\$12,464	963	\$12,422	1,170	\$13,239
18-35	209	\$10,581	170	\$11,685	160	\$12,922	196	\$14,484	247	\$13,798
36-49	50	\$9,904	34	\$13,214	37	\$15,853	41	\$17,475	50	\$15,235
50-64	17	\$11,388	16	\$14,625	13	\$18,659	26	\$16,595	30	\$17,976
65+	5	\$12,565	4	\$9,266	6	\$19,749	6	\$22,786	14	\$23,953
<b>Total</b>	<b>1,322</b>	<b>\$10,165</b>	<b>1,131</b>	<b>\$11,544</b>	<b>977</b>	<b>\$12,795</b>	<b>1,232</b>	<b>\$13,057</b>	<b>1,511</b>	<b>\$13,590</b>

Patient Discharges (Cases)



Average Billed Charges (Avg Bill)



County / Hospital	2012		2013		2014		2015		2016	
	Cases	Avg Bill	Cases	Avg Bill	Cases	Avg Bill	Cases	Avg Bill	Cases	Avg Bill
<b>Clark</b>										
Centennial Hills	44	\$20,704	34	\$24,877	25	\$26,760	14	\$30,620	6	\$31,738
Desert Springs	10	\$25,517	6	\$28,743	9	\$31,140	17	\$32,032	3	\$37,538
Henderson Hospital	0	\$0	0	\$0	0	\$0	0	\$0	0	\$0
Mountain View	0	\$0	0	\$0	0	\$0	7	\$18,653	4	\$19,224
North Vista	0	\$0	0	\$0	0	\$0	0	\$0	0	\$0
Southern Hills	0	\$0	0	\$0	0	\$0	18	\$16,018	37	\$14,271
Spring Valley	6	\$18,823	14	\$22,314	46	\$23,606	14	\$26,911	2	\$29,010
St. Rose-Rose de Lima	0	\$0	0	\$0	0	\$0	1	\$16,645	0	\$0
St. Rose-San Martin	35	\$10,228	24	\$10,891	24	\$13,571	36	\$14,729	20	\$20,479
St. Rose-Siena	200	\$10,727	208	\$12,282	148	\$13,062	113	\$15,945	228	\$19,288
Summerlin	98	\$17,920	117	\$21,731	111	\$22,222	129	\$23,678	116	\$26,953
Sunrise	0	\$0	0	\$0	0	\$0	79	\$13,977	60	\$14,918
UMC	84	\$9,705	104	\$8,116	69	\$9,109	36	\$12,918	137	\$14,280
Valley	0	\$0	0	\$0	0	\$0	0	\$0	0	\$0
<b>Total</b>	<b>477</b>	<b>\$13,321</b>	<b>507</b>	<b>\$14,859</b>	<b>432</b>	<b>\$17,105</b>	<b>464</b>	<b>\$18,839</b>	<b>613</b>	<b>\$19,170</b>
<b>Washoe</b>										
Carson Tahoe	0	\$0	0	\$0	0	\$0	66	\$8,607	273	\$8,816
Northern Nevada	29	\$11,004	30	\$12,428	24	\$11,609	36	\$12,512	30	\$14,684
Renown Regional	366	\$7,930	348	\$9,131	344	\$10,184	425	\$10,249	393	\$11,065
Renown S. Meadows	24	\$6,942	24	\$6,899	22	\$8,138	20	\$8,286	18	\$9,038
Saint Mary's	115	\$13,514	56	\$12,754	0	\$0	0	\$0	0	\$0
Sierra Surgery	132	\$7,348	0	\$0	0	\$0	0	\$0	0	\$0
<b>Total</b>	<b>666</b>	<b>\$8,877</b>	<b>458</b>	<b>\$9,673</b>	<b>390</b>	<b>\$10,156</b>	<b>547</b>	<b>\$10,128</b>	<b>714</b>	<b>\$10,306</b>
<b>Rural</b>										
Battle Mountain	0	\$0	0	\$0	0	\$0	0	\$0	0	\$0
Boulder City	0	\$0	0	\$0	0	\$0	0	\$0	0	\$0
Carson Valley	12	\$7,196	2	\$6,664	0	\$0	2	\$9,764	2	\$8,730
Churchill	16	\$9,132	18	\$9,780	20	\$11,100	30	\$9,685	28	\$9,659
Desert View	0	\$0	0	\$0	0	\$0	0	\$0	0	\$0
Grover C. Dils	0	\$0	0	\$0	0	\$0	0	\$0	0	\$0
Humboldt	0	\$0	0	\$0	0	\$0	0	\$0	0	\$0
Incline Village	0	\$0	0	\$0	0	\$0	0	\$0	0	\$0
Mesa View	0	\$0	0	\$0	0	\$0	0	\$0	0	\$0
Mount Grant	0	\$0	0	\$0	0	\$0	0	\$0	0	\$0
Northeastern	151	\$6,226	146	\$6,183	135	\$6,877	189	\$7,907	154	\$7,378
Nye	0	\$0	0	\$0	0	\$0	0	\$0	0	\$0
Pershing	0	\$0	0	\$0	0	\$0	0	\$0	0	\$0
South Lyon	0	\$0	0	\$0	0	\$0	0	\$0	0	\$0
William Bee Ririe	0	\$0	0	\$0	0	\$0	0	\$0	0	\$0
<b>Total</b>	<b>179</b>	<b>\$6,551</b>	<b>166</b>	<b>\$6,579</b>	<b>155</b>	<b>\$7,422</b>	<b>221</b>	<b>\$8,165</b>	<b>184</b>	<b>\$7,740</b>
<b>All Counties</b>	<b>1,322</b>	<b>\$10,165</b>	<b>1,131</b>	<b>\$11,544</b>	<b>977</b>	<b>\$12,795</b>	<b>1,232</b>	<b>\$13,057</b>	<b>1,511</b>	<b>\$13,590</b>

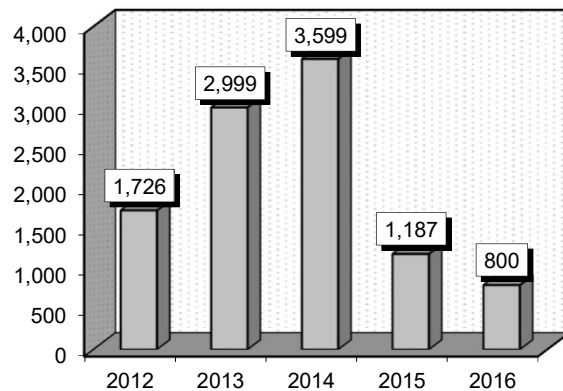
### Level I Pathology (00390)

**Diagnoses:** that frequently accompanied Level I Pathology were: 1) Diabetes mellitus without mention of complication, type II or unspecified type, not stated as uncontrolled (25000), 2) Tobacco use disorder (3051), 3) Calculus of gallbladder with other cholecystitis, without mention of obstruction (57410), 4) Diffuse cystic mastopathy (6101), 5) Unspecified acquired hypothyroidism (2449), 6) Carcinoma in situ of breast (2330), 7) Benign neoplasm of breast (217), 8) Malignant neoplasm of breast (female), unspecified (1749).

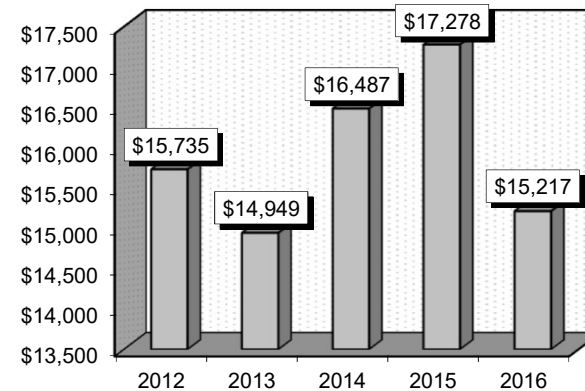
**Definitions:** **LEVEL:** Type of evidence used in the selection of certain courses of treatment. I - Randomized controlled trials, II - case-control studies, III - opinions of expert panels. **Cholecystitis:** Inflammation of the gallbladder. **Cystic mastopathy:** Benign breast changes, manifested by swelling, indurated nodules or cysts. **Hypothyroidism:** Diminished production of thyroid hormone, leading to clinical manifestations of thyroid insufficiency, including low metabolic rate, tendency to gain weight, somnolence, and sometimes myxedema. **Carcinoma:** Cancer that begins in the skin or in tissues that line or cover body organs.

	2012		2013		2014		2015		2016	
Gender	Cases	Avg Bill	Cases	Avg Bill	Cases	Avg Bill	Cases	Avg Bill	Cases	Avg Bill
Male	812	\$15,979	1,313	\$15,388	1,684	\$16,943	579	\$16,953	399	\$14,108
Female	914	\$15,519	1,686	\$14,606	1,915	\$16,086	608	\$17,588	401	\$16,321
Age Group	Cases	Avg Bill	Cases	Avg Bill	Cases	Avg Bill	Cases	Avg Bill	Cases	Avg Bill
0-17	408	\$12,700	449	\$12,953	590	\$13,986	172	\$13,208	108	\$13,302
18-35	141	\$15,681	334	\$14,532	490	\$16,209	149	\$16,223	70	\$18,168
36-49	237	\$16,333	414	\$15,834	484	\$17,239	154	\$18,624	99	\$17,883
50-64	398	\$17,301	802	\$14,055	964	\$16,278	325	\$19,818	238	\$15,493
65+	542	\$16,623	1,000	\$16,334	1,071	\$17,840	387	\$16,826	285	\$14,062
Total	1,726	\$15,735	2,999	\$14,949	3,599	\$16,487	1,187	\$17,278	800	\$15,217

Patient Discharges (Cases)



Average Billed Charges (Avg Bill)



County / Hospital	2012		2013		2014		2015		2016	
	Cases	Avg Bill	Cases	Avg Bill	Cases	Avg Bill	Cases	Avg Bill	Cases	Avg Bill
<b>Clark</b>										
Centennial Hills	0	\$0	0	\$0	0	\$0	0	\$0	0	\$0
Desert Springs	0	\$0	0	\$0	0	\$0	0	\$0	0	\$0
Henderson Hospital	0	\$0	0	\$0	0	\$0	0	\$0	0	\$0
Mountain View	352	\$17,064	418	\$20,166	491	\$23,964	53	\$26,354	0	\$0
North Vista	0	\$0	1	\$6,046	3	\$28,292	26	\$22,813	0	\$0
Southern Hills	290	\$14,650	300	\$16,199	391	\$16,963	44	\$23,223	1	\$60,867
Spring Valley	0	\$0	0	\$0	1	\$51,247	0	\$0	0	\$0
St. Rose-Rose de Lima	4	\$10,415	2	\$14,970	8	\$32,435	3	\$6,319	2	\$25,027
St. Rose-San Martin	2	\$29,878	3	\$17,485	13	\$13,611	5	\$14,646	8	\$23,231
St. Rose-Siena	5	\$11,542	8	\$17,728	11	\$12,870	5	\$27,898	14	\$27,631
Summerlin	2	\$22,036	0	\$0	3	\$20,427	0	\$0	0	\$0
Sunrise	959	\$16,223	873	\$18,425	970	\$20,907	87	\$29,057	6	\$79,929
UMC	40	\$7,924	200	\$3,926	184	\$4,195	46	\$5,699	120	\$6,005
Valley	0	\$0	1	\$34,560	0	\$0	0	\$0	0	\$0
<b>Total</b>	<b>1,654</b>	<b>\$15,921</b>	<b>1,806</b>	<b>\$16,846</b>	<b>2,075</b>	<b>\$19,386</b>	<b>269</b>	<b>\$22,429</b>	<b>151</b>	<b>\$12,475</b>
<b>Washoe</b>										
Carson Tahoe	7	\$21,961	1	\$19,600	7	\$21,670	7	\$15,482	91	\$13,452
Northern Nevada	0	\$0	0	\$0	1	\$10,309	8	\$13,843	3	\$12,489
Renown Regional	0	\$0	0	\$0	12	\$7,270	5	\$10,736	6	\$7,268
Renown S. Meadows	0	\$0	0	\$0	0	\$0	0	\$0	0	\$0
Saint Mary's	2	\$18,923	117	\$18,135	362	\$18,026	510	\$20,530	402	\$20,476
Sierra Surgery	27	\$10,260	1,045	\$11,400	1,042	\$11,256	249	\$11,216	0	\$0
<b>Total</b>	<b>36</b>	<b>\$13,017</b>	<b>1,163</b>	<b>\$12,085</b>	<b>1,424</b>	<b>\$12,994</b>	<b>779</b>	<b>\$17,376</b>	<b>502</b>	<b>\$18,997</b>
<b>Rural</b>										
Battle Mountain	0	\$0	0	\$0	0	\$0	0	\$0	0	\$0
Boulder City	0	\$0	0	\$0	0	\$0	0	\$0	36	\$2,556
Carson Valley	0	\$0	0	\$0	13	\$6,089	13	\$6,154	23	\$5,639
Churchill	0	\$0	0	\$0	39	\$3,988	58	\$3,799	43	\$4,084
Desert View	0	\$0	0	\$0	0	\$0	0	\$0	0	\$0
Grover C. Dils	0	\$0	0	\$0	0	\$0	0	\$0	0	\$0
Humboldt	0	\$0	0	\$0	16	\$3,695	6	\$3,619	9	\$5,900
Incline Village	0	\$0	0	\$0	0	\$0	0	\$0	0	\$0
Mesa View	34	\$10,155	28	\$12,252	24	\$11,026	41	\$11,906	23	\$10,799
Mount Grant	0	\$0	0	\$0	0	\$0	0	\$0	0	\$0
Northeastern	0	\$0	0	\$0	5	\$3,005	16	\$3,732	13	\$4,211
Nye	0	\$0	0	\$0	0	\$0	0	\$0	0	\$0
Pershing	0	\$0	0	\$0	0	\$0	0	\$0	0	\$0
South Lyon	0	\$0	0	\$0	0	\$0	0	\$0	0	\$0
William Bee Ririe	2	\$6,117	2	\$4,399	3	\$11,372	5	\$14,025	0	\$0
<b>Total</b>	<b>36</b>	<b>\$9,931</b>	<b>30</b>	<b>\$11,728</b>	<b>100</b>	<b>\$6,076</b>	<b>139</b>	<b>\$6,763</b>	<b>147</b>	<b>\$5,126</b>
<b>All Counties</b>	<b>1,726</b>	<b>\$15,735</b>	<b>2,999</b>	<b>\$14,949</b>	<b>3,599</b>	<b>\$16,487</b>	<b>1,187</b>	<b>\$17,278</b>	<b>800</b>	<b>\$15,217</b>

### Echocardiography (00081)

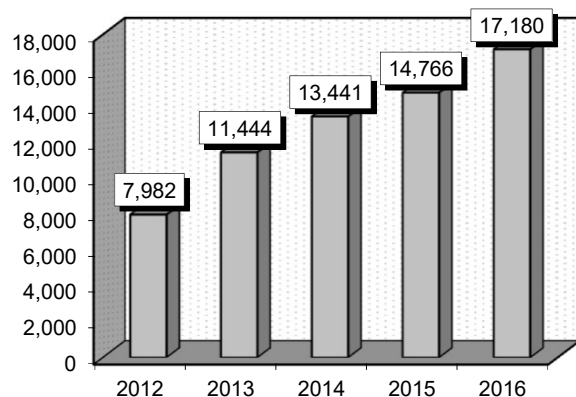
**Diagnoses:** that frequently accompanied Echocardiography were: 1) Unspecified essential hypertension (4019), 2) Mitral valve disorders (4240), 3) Cardiomegaly (4293), 4) Diseases of tricuspid valve (3970), 5) Atrial fibrillation (42731), 6) Chest pain, unspecified (78650), 7) Aortic valve disorders (4241), 8) Shortness of breath (78605), 9) Palpitations (7851), 10) Atherosclerosis of aorta (4400), 11) Congestive heart failure, unspecified (4280).

**Definitions:** **Hypertension:** High blood pressure. **Mitral valve:** A valve of the heart, composed of two triangular flaps, that is located between the left atrium and left ventricle and regulates blood flow between these chambers. **Cardiomegaly:** Abnormal enlargement of the heart from either hypertrophy or dilatation. **Tricuspid valve:** The three-segmented valve of the heart that keeps blood in the right ventricle from flowing back into the right atrium. **Aortic valve:** The semilunar valve separating the aorta from the left ventricle that prevents blood from flowing back into the left ventricle. **Palpitations:** A sensation in which a person is aware of an irregular, hard, or rapid heartbeat.

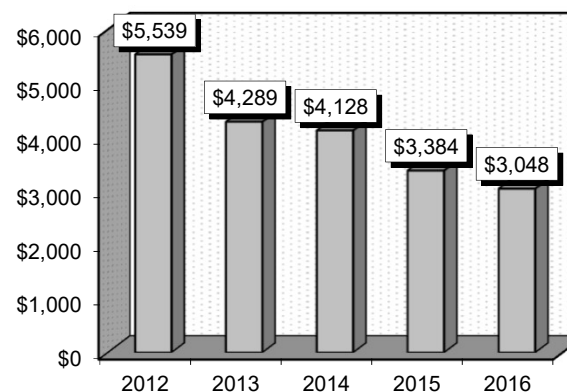
**Atherosclerosis:** The build up of a waxy plaque on the inside of blood vessels.

	2012		2013		2014		2015		2016	
Gender	Cases	Avg Bill	Cases	Avg Bill	Cases	Avg Bill	Cases	Avg Bill	Cases	Avg Bill
Male	3,905	\$5,835	5,640	\$4,264	6,434	\$4,355	7,125	\$3,594	8,343	\$3,252
Female	4,077	\$5,254	5,804	\$4,313	7,007	\$3,919	7,641	\$3,189	8,837	\$2,856
Age Group	Cases	Avg Bill	Cases	Avg Bill	Cases	Avg Bill	Cases	Avg Bill	Cases	Avg Bill
0-17	236	\$24,544	226	\$29,114	197	\$38,305	122	\$17,950	121	\$21,385
18-35	539	\$4,899	755	\$3,526	874	\$3,625	905	\$2,912	1,039	\$3,842
36-49	1,121	\$4,467	1,413	\$4,093	1,494	\$4,220	1,531	\$3,829	1,691	\$3,298
50-64	2,503	\$4,640	3,530	\$3,652	3,767	\$3,518	4,084	\$3,364	4,604	\$2,969
65+	3,583	\$5,346	5,520	\$3,835	7,109	\$3,547	8,124	\$3,144	9,725	\$2,729
Total	7,982	\$5,539	11,444	\$4,289	13,441	\$4,128	14,766	\$3,384	17,180	\$3,048

Patient Discharges (Cases)



Average Billed Charges (Avg Bill)





County / Hospital	2012		2013		2014		2015		2016	
	Cases	Avg Bill	Cases	Avg Bill	Cases	Avg Bill	Cases	Avg Bill	Cases	Avg Bill
<b>Clark</b>										
Centennial Hills	43	\$6,795	38	\$7,176	42	\$8,246	36	\$9,202	25	\$8,496
Desert Springs	94	\$6,786	90	\$7,131	96	\$8,361	110	\$11,744	129	\$11,517
Henderson Hospital	0	\$0	0	\$0	0	\$0	0	\$0	2	\$13,062
Mountain View	88	\$13,440	124	\$13,942	160	\$13,679	201	\$8,607	213	\$10,855
North Vista	26	\$6,835	14	\$7,483	20	\$5,806	6	\$4,486	11	\$5,019
Southern Hills	44	\$2,495	58	\$4,682	57	\$6,200	56	\$4,302	70	\$5,039
Spring Valley	32	\$7,720	56	\$7,092	55	\$8,378	62	\$9,570	36	\$11,200
St. Rose-Rose de Lima	44	\$7,168	38	\$9,504	49	\$43,314	32	\$23,585	47	\$29,827
St. Rose-San Martin	178	\$14,594	98	\$15,444	96	\$13,043	95	\$12,329	63	\$13,268
St. Rose-Siena	286	\$13,650	263	\$19,097	239	\$16,286	174	\$19,032	282	\$18,996
Summerlin	154	\$6,753	115	\$7,007	148	\$8,427	192	\$17,386	221	\$14,175
Sunrise	371	\$28,815	302	\$32,055	416	\$35,179	270	\$21,117	272	\$20,289
UMC	853	\$3,924	1,139	\$4,359	310	\$4,479	57	\$6,475	201	\$7,518
Valley	58	\$7,887	31	\$8,842	30	\$7,962	30	\$8,798	57	\$7,023
<b>Total</b>	<b>2,271</b>	<b>\$11,008</b>	<b>2,366</b>	<b>\$11,005</b>	<b>1,718</b>	<b>\$16,906</b>	<b>1,321</b>	<b>\$14,477</b>	<b>1,629</b>	<b>\$14,122</b>
<b>Washoe</b>										
Carson Tahoe	130	\$2,510	74	\$6,037	55	\$4,688	1,071	\$1,356	3,225	\$869
Northern Nevada	255	\$2,690	1,017	\$1,888	1,188	\$1,661	1,161	\$1,961	1,272	\$1,874
Renown Regional	1,251	\$3,907	3,350	\$1,983	4,692	\$1,927	4,361	\$2,033	4,692	\$1,999
Renown S. Meadows	60	\$3,861	351	\$1,721	829	\$1,675	1,139	\$1,870	1,359	\$1,755
Saint Mary's	1,967	\$2,586	2,603	\$2,105	3,335	\$1,788	3,564	\$1,789	2,934	\$1,797
Sierra Surgery	0	\$0	0	\$0	0	\$0	0	\$0	0	\$0
<b>Total</b>	<b>3,663</b>	<b>\$3,063</b>	<b>7,395</b>	<b>\$2,041</b>	<b>10,099</b>	<b>\$1,844</b>	<b>11,296</b>	<b>\$1,868</b>	<b>13,482</b>	<b>\$1,648</b>
<b>Rural</b>										
Battle Mountain	0	\$0	0	\$0	0	\$0	0	\$0	0	\$0
Boulder City	11	\$1,515	19	\$3,909	0	\$0	17	\$4,194	19	\$5,323
Carson Valley	154	\$2,762	183	\$2,868	219	\$2,833	495	\$2,738	418	\$2,640
Churchill	394	\$2,559	366	\$2,663	423	\$2,670	447	\$2,760	424	\$2,751
Desert View	605	\$7,279	450	\$10,182	472	\$10,392	503	\$11,035	298	\$8,367
Grover C. Dils	16	\$1,602	21	\$2,062	17	\$1,509	7	\$1,550	12	\$1,652
Humboldt	265	\$2,831	240	\$2,599	167	\$2,502	191	\$2,483	184	\$2,272
Incline Village	0	\$0	0	\$0	0	\$0	0	\$0	0	\$0
Mesa View	165	\$1,748	129	\$1,742	204	\$1,792	348	\$1,733	423	\$1,705
Mount Grant	0	\$0	0	\$0	0	\$0	0	\$0	0	\$0
Northeastern	196	\$2,662	178	\$2,787	122	\$2,889	141	\$3,164	291	\$3,831
Nye	242	\$2,276	95	\$4,278	0	\$0	0	\$0	0	\$0
Pershing	0	\$0	2	\$796	0	\$0	0	\$0	0	\$0
South Lyon	0	\$0	0	\$0	0	\$0	0	\$0	0	\$0
William Bee Ririe	0	\$0	0	\$0	0	\$0	0	\$0	0	\$0
<b>Total</b>	<b>2,048</b>	<b>\$3,902</b>	<b>1,683</b>	<b>\$4,725</b>	<b>1,624</b>	<b>\$4,813</b>	<b>2,149</b>	<b>\$4,535</b>	<b>2,069</b>	<b>\$3,450</b>
<b>All Counties</b>	<b>7,982</b>	<b>\$5,539</b>	<b>11,444</b>	<b>\$4,289</b>	<b>13,441</b>	<b>\$4,128</b>	<b>14,766</b>	<b>\$3,384</b>	<b>17,180</b>	<b>\$3,048</b>

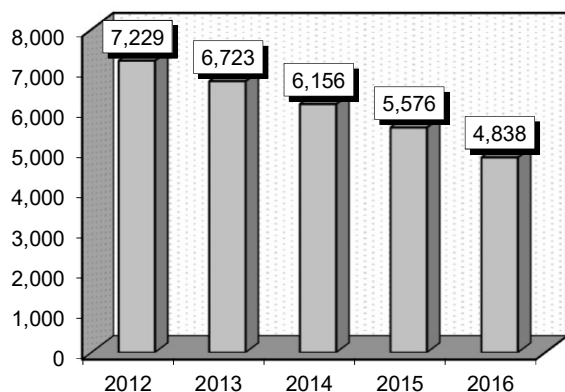
### Diagnostic Upper GI Endoscopy Or Intubation (00134)

**Diagnoses:** that frequently accompanied Diagnostic Upper GI Endoscopy Or Intubation were: 1) Atrophic gastritis, without mention of hemorrhage (53510), 2) Internal hemorrhoids without mention of complication (4550), 3) Diaphragmatic hernia without mention of obstruction or gangrene (5533), 4) Esophageal reflux (53081), 5) Diverticulosis of colon (without mention of hemorrhage) (56210), 6) Other esophagitis (53019), 7) Benign neoplasm of colon (2113), 8) Helicobacter pylori [H. pylori] (04186).

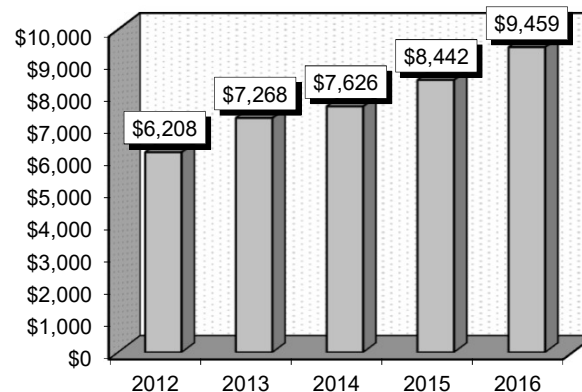
**Definitions:** **Atrophic gastritis:** A process of chronic inflammation of the stomach mucosa, leading to loss of gastric glandular cells and their eventual replacement by intestinal and fibrous tissues. **Diaphragmatic hernia:** Protrusion of some of the contents of the abdomen through an opening in the diaphragm and into the chest cavity. **Diverticulosis:** The presence of diverticula in the absence of inflammation. **Esophagitis:** Inflammation of the esophagus.

	2012		2013		2014		2015		2016	
Gender	Cases	Avg Bill	Cases	Avg Bill	Cases	Avg Bill	Cases	Avg Bill	Cases	Avg Bill
Male	2,901	\$6,276	2,617	\$7,292	2,428	\$7,632	2,175	\$8,402	1,933	\$9,453
Female	4,328	\$6,162	4,106	\$7,253	3,728	\$7,622	3,401	\$8,467	2,905	\$9,463
Age Group	Cases	Avg Bill	Cases	Avg Bill	Cases	Avg Bill	Cases	Avg Bill	Cases	Avg Bill
0-17	573	\$7,266	547	\$8,346	602	\$8,330	614	\$9,150	625	\$9,301
18-35	774	\$6,117	645	\$6,883	649	\$7,339	515	\$8,183	435	\$9,064
36-49	1,288	\$6,029	1,235	\$7,324	1,148	\$7,692	890	\$8,372	730	\$9,348
50-64	2,222	\$6,107	2,034	\$7,244	1,829	\$7,537	1,622	\$8,473	1,277	\$9,529
65+	2,372	\$6,173	2,262	\$7,110	1,928	\$7,548	1,935	\$8,293	1,771	\$9,607
Total	7,229	\$6,208	6,723	\$7,268	6,156	\$7,626	5,576	\$8,442	4,838	\$9,459

Patient Discharges (Cases)



Average Billed Charges (Avg Bill)



County / Hospital	2012		2013		2014		2015		2016	
	Cases	Avg Bill	Cases	Avg Bill	Cases	Avg Bill	Cases	Avg Bill	Cases	Avg Bill
<b>Clark</b>										
Centennial Hills	471	\$7,558	388	\$9,500	536	\$10,354	517	\$11,121	603	\$12,312
Desert Springs	876	\$6,277	1,359	\$7,810	1,284	\$8,286	845	\$8,817	563	\$9,072
Henderson Hospital	0	\$0	0	\$0	0	\$0	0	\$0	0	\$0
Mountain View	0	\$0	0	\$0	0	\$0	575	\$8,756	510	\$8,982
North Vista	1	\$11,575	4	\$9,805	241	\$7,819	113	\$8,348	100	\$11,304
Southern Hills	0	\$0	0	\$0	0	\$0	404	\$9,399	470	\$9,330
Spring Valley	643	\$8,022	605	\$10,048	403	\$9,023	180	\$9,222	116	\$11,829
St. Rose-Rose de Lima	354	\$5,802	277	\$6,233	230	\$5,837	157	\$6,774	65	\$9,610
St. Rose-San Martin	823	\$5,651	615	\$5,933	428	\$7,109	230	\$7,731	149	\$10,527
St. Rose-Siena	630	\$4,526	676	\$5,273	707	\$5,784	557	\$6,039	577	\$8,690
Summerlin	2,191	\$6,155	1,839	\$7,068	1,502	\$7,565	958	\$8,070	827	\$8,424
Sunrise	0	\$0	0	\$0	0	\$0	372	\$9,326	216	\$10,917
UMC	2	\$3,663	82	\$5,915	1	\$33,454	1	\$13,384	4	\$6,669
Valley	628	\$5,371	484	\$6,522	551	\$6,545	389	\$8,050	309	\$8,762
<b>Total</b>	<b>6,619</b>	<b>\$6,141</b>	<b>6,329</b>	<b>\$7,268</b>	<b>5,883</b>	<b>\$7,681</b>	<b>5,298</b>	<b>\$8,529</b>	<b>4,509</b>	<b>\$9,595</b>
<b>Washoe</b>										
Carson Tahoe	38	\$7,623	31	\$9,595	21	\$5,927	22	\$6,808	77	\$9,583
Northern Nevada	16	\$5,451	0	\$0	0	\$0	0	\$0	0	\$0
Renown Regional	29	\$4,873	17	\$5,656	17	\$4,967	23	\$7,156	45	\$6,348
Renown S. Meadows	120	\$7,889	108	\$7,559	96	\$8,393	94	\$9,578	82	\$10,920
Saint Mary's	245	\$9,003	126	\$9,403	0	\$0	0	\$0	0	\$0
Sierra Surgery	0	\$0	0	\$0	0	\$0	0	\$0	0	\$0
<b>Total</b>	<b>448</b>	<b>\$8,193</b>	<b>282</b>	<b>\$8,492</b>	<b>134</b>	<b>\$7,572</b>	<b>139</b>	<b>\$8,739</b>	<b>204</b>	<b>\$9,407</b>
<b>Rural</b>										
Battle Mountain	5	\$1,923	0	\$0	0	\$0	0	\$0	0	\$0
Boulder City	0	\$0	0	\$0	0	\$0	21	\$2,155	19	\$2,269
Carson Valley	0	\$0	1	\$2,780	0	\$0	0	\$0	0	\$0
Churchill	7	\$1,154	0	\$0	4	\$411	3	\$560	6	\$1,140
Desert View	1	\$8,764	0	\$0	1	\$41,145	0	\$0	0	\$0
Grover C. Dils	0	\$0	0	\$0	0	\$0	0	\$0	0	\$0
Humboldt	28	\$1,664	0	\$0	0	\$0	0	\$0	0	\$0
Incline Village	0	\$0	0	\$0	0	\$0	0	\$0	0	\$0
Mesa View	51	\$5,188	39	\$5,383	51	\$7,007	9	\$5,785	2	\$6,119
Mount Grant	50	\$2,863	42	\$2,948	38	\$2,763	39	\$3,328	36	\$2,868
Northeastern	0	\$0	0	\$0	0	\$0	1	\$3,229	0	\$0
Nye	8	\$3,406	0	\$0	0	\$0	0	\$0	0	\$0
Pershing	0	\$0	0	\$0	0	\$0	0	\$0	0	\$0
South Lyon	0	\$0	0	\$0	0	\$0	0	\$0	0	\$0
William Bee Ririe	12	\$4,060	30	\$4,561	45	\$5,326	66	\$6,676	62	\$6,656
<b>Total</b>	<b>162</b>	<b>\$3,437</b>	<b>112</b>	<b>\$4,227</b>	<b>139</b>	<b>\$5,358</b>	<b>139</b>	<b>\$4,839</b>	<b>125</b>	<b>\$4,625</b>
<b>All Counties</b>	<b>7,229</b>	<b>\$6,208</b>	<b>6,723</b>	<b>\$7,268</b>	<b>6,156</b>	<b>\$7,626</b>	<b>5,576</b>	<b>\$8,442</b>	<b>4,838</b>	<b>\$9,459</b>

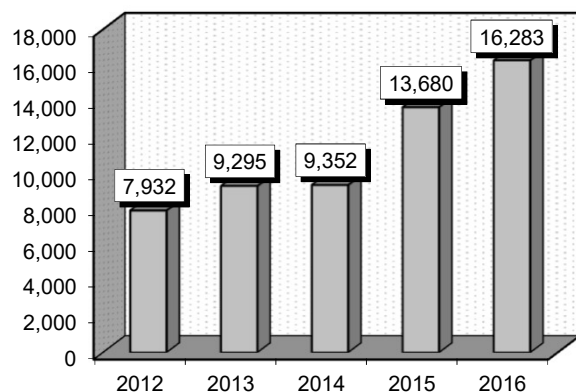
### Level I Fetal Procedures (00191)

**Diagnoses:** that frequently accompanied Level I Fetal Procedures were: 1) Threatened premature labor, antepartum condition or complication (64403), 2) Decreased fetal movements, affecting management of mother, antepartum condition or complication (65573), 3) Abdominal pain, unspecified site (78900), 4) Premature rupture of membranes, antepartum condition or complication (65813), 5) Spotting complicating pregnancy, antepartum condition or complication (64953), 6) Abnormal glucose tolerance of mother, antepartum condition or complication (64883), 7) Leukorrhea, not specified as infective (6235), 8) Unspecified antepartum hemorrhage, antepartum condition or complication (64193).

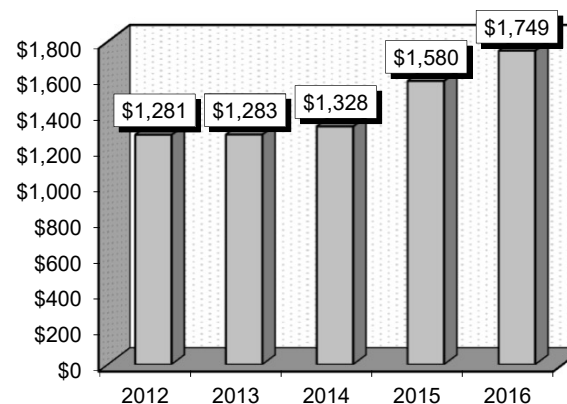
**Definitions:** **LEVEL:** Type of evidence used in the selection of certain courses of treatment. I - Randomized controlled trials, II - case-control studies, III - opinions of expert panels. **Antepartum:** Occurring in the period before childbirth. **Leukorrhea:** A white to yellow viscid discharge from the vagina or uterine cavity, which may be a symptom of a disorder either in the reproductive organs or elsewhere in the body. **Hemorrhage:** An escape of blood from the blood vessels, especially when excessive.

	2012		2013		2014		2015		2016	
Gender	Cases	Avg Bill	Cases	Avg Bill	Cases	Avg Bill	Cases	Avg Bill	Cases	Avg Bill
Male	0	\$0	1	\$443	0	\$0	0	\$0	0	\$0
Female	7,932	\$1,281	9,294	\$1,283	9,352	\$1,328	13,680	\$1,580	16,283	\$1,749
Age Group	Cases	Avg Bill	Cases	Avg Bill	Cases	Avg Bill	Cases	Avg Bill	Cases	Avg Bill
0-17	353	\$1,383	373	\$1,276	277	\$1,203	359	\$1,358	393	\$1,587
18-35	6,902	\$1,268	8,164	\$1,283	8,347	\$1,329	12,123	\$1,574	14,319	\$1,742
36-49	677	\$1,357	757	\$1,280	727	\$1,365	1,197	\$1,709	1,570	\$1,850
50-64	0	\$0	1	\$443	1	\$1,198	1	\$438	0	\$0
65+	0	\$0	0	\$0	0	\$0	0	\$0	1	\$4,257
Total	7,932	\$1,281	9,295	\$1,283	9,352	\$1,328	13,680	\$1,580	16,283	\$1,749

Patient Discharges (Cases)



Average Billed Charges (Avg Bill)



County / Hospital	2012		2013		2014		2015		2016	
	Cases	Avg Bill	Cases	Avg Bill	Cases	Avg Bill	Cases	Avg Bill	Cases	Avg Bill
<b>Clark</b>										
Centennial Hills	57	\$1,610	34	\$1,543	496	\$1,847	1,305	\$2,010	1,526	\$2,209
Desert Springs	0	\$0	0	\$0	0	\$0	0	\$0	0	\$0
Henderson Hospital	0	\$0	0	\$0	0	\$0	0	\$0	44	\$2,709
Mountain View	63	\$685	69	\$774	59	\$729	77	\$1,018	77	\$1,289
North Vista	0	\$0	0	\$0	0	\$0	0	\$0	0	\$0
Southern Hills	57	\$724	53	\$816	23	\$815	16	\$992	0	\$0
Spring Valley	650	\$1,769	1,396	\$1,765	2,179	\$1,938	1,745	\$2,073	1,684	\$2,205
St. Rose-Rose de Lima	0	\$0	0	\$0	0	\$0	0	\$0	0	\$0
St. Rose-San Martin	3	\$3,169	0	\$0	0	\$0	505	\$1,599	855	\$1,808
St. Rose-Siena	0	\$0	2	\$4,353	0	\$0	1,951	\$1,658	2,644	\$1,840
Summerlin	87	\$1,190	136	\$1,491	416	\$2,051	2,521	\$2,191	2,890	\$2,473
Sunrise	23	\$613	18	\$399	6	\$3,472	1	\$555	1	\$3,939
UMC	1,822	\$1,173	1,935	\$1,083	1,214	\$1,248	425	\$1,435	1,642	\$1,623
Valley	1,617	\$2,019	1,549	\$2,126	406	\$2,347	0	\$0	0	\$0
<b>Total</b>	<b>4,379</b>	<b>\$1,566</b>	<b>5,192</b>	<b>\$1,583</b>	<b>4,799</b>	<b>\$1,780</b>	<b>8,546</b>	<b>\$1,932</b>	<b>11,363</b>	<b>\$2,071</b>
<b>Washoe</b>										
Carson Tahoe	135	\$1,432	304	\$594	325	\$478	357	\$445	407	\$488
Northern Nevada	0	\$0	0	\$0	0	\$0	0	\$0	0	\$0
Renown Regional	2,867	\$830	3,355	\$851	3,363	\$841	2,898	\$867	2,909	\$902
Renown S. Meadows	0	\$0	0	\$0	0	\$0	0	\$0	0	\$0
Saint Mary's	75	\$1,563	75	\$1,343	475	\$1,056	1,654	\$1,240	1,343	\$1,293
Sierra Surgery	0	\$0	0	\$0	0	\$0	0	\$0	0	\$0
<b>Total</b>	<b>3,077</b>	<b>\$874</b>	<b>3,734</b>	<b>\$840</b>	<b>4,163</b>	<b>\$837</b>	<b>4,909</b>	<b>\$962</b>	<b>4,659</b>	<b>\$978</b>
<b>Rural</b>										
Battle Mountain	0	\$0	0	\$0	0	\$0	0	\$0	0	\$0
Boulder City	0	\$0	0	\$0	0	\$0	0	\$0	0	\$0
Carson Valley	0	\$0	0	\$0	0	\$0	0	\$0	0	\$0
Churchill	218	\$389	125	\$441	166	\$533	73	\$511	128	\$513
Desert View	0	\$0	0	\$0	0	\$0	0	\$0	0	\$0
Grover C. Dils	0	\$0	0	\$0	0	\$0	0	\$0	0	\$0
Humboldt	15	\$301	2	\$168	1	\$168	0	\$0	0	\$0
Incline Village	0	\$0	0	\$0	0	\$0	0	\$0	0	\$0
Mesa View	111	\$1,564	61	\$1,389	58	\$1,348	27	\$1,539	20	\$1,271
Mount Grant	0	\$0	0	\$0	0	\$0	0	\$0	0	\$0
Northeastern	110	\$2,885	101	\$2,943	104	\$1,288	45	\$3,324	43	\$3,390
Nye	0	\$0	0	\$0	0	\$0	0	\$0	0	\$0
Pershing	0	\$0	0	\$0	0	\$0	0	\$0	0	\$0
South Lyon	0	\$0	0	\$0	0	\$0	0	\$0	0	\$0
William Bee Ririe	22	\$1,615	80	\$1,590	61	\$1,483	80	\$1,967	70	\$2,248
<b>Total</b>	<b>476</b>	<b>\$1,294</b>	<b>369</b>	<b>\$1,530</b>	<b>390</b>	<b>\$1,003</b>	<b>225</b>	<b>\$1,715</b>	<b>261</b>	<b>\$1,510</b>
<b>All Counties</b>	<b>7,932</b>	<b>\$1,281</b>	<b>9,295</b>	<b>\$1,283</b>	<b>9,352</b>	<b>\$1,328</b>	<b>13,680</b>	<b>\$1,580</b>	<b>16,283</b>	<b>\$1,749</b>

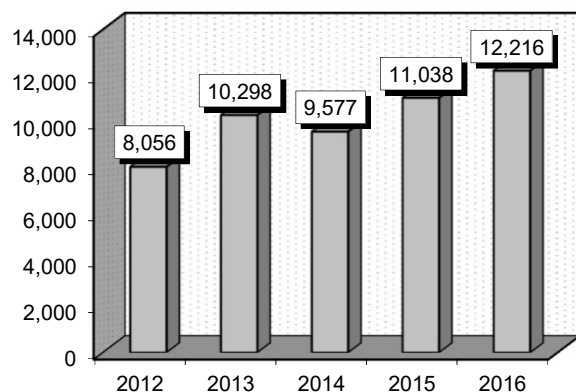
### Physical Therapy (00271)

**Diagnoses:** that frequently accompanied Physical Therapy were: 1) Lumbago (7242), 2) Pain in joint, shoulder region (71941), 3) Backache, unspecified (7245), 4) Cervicalgia (7231), 5) Pain in joint, lower leg (71946), 6) Pain in joint, pelvic region and thigh (71945), 7) Knee joint replacement (V4365), 8) Sciatica (7243), 9) Rotator cuff (capsule) sprain (8404), 10) Degeneration of lumbar or lumbosacral intervertebral disc (72252).

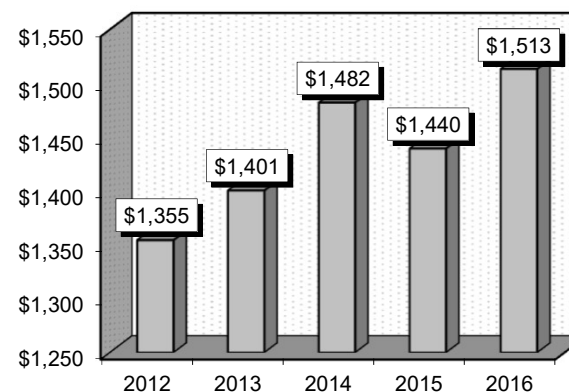
**Definitions:** **Lumbago:** An older, non-medical term used to describe lower back pain or back pain in general. **Cervicalgia:** Neck pain. **Sciatica:** Pain in lower back and hip radiating down back of thigh into leg, due to herniated lumbar discs compressing a nerve root, most commonly L5 or S1. **Lumbosacral:** Of or relating to or near the small of the back and the back part of the pelvis between the hips.

	2012		2013		2014		2015		2016	
Gender	Cases	Avg Bill	Cases	Avg Bill	Cases	Avg Bill	Cases	Avg Bill	Cases	Avg Bill
Male	3,330	\$1,394	4,132	\$1,502	4,115	\$1,580	4,620	\$1,471	4,916	\$1,602
Female	4,726	\$1,327	6,166	\$1,333	5,462	\$1,408	6,418	\$1,417	7,300	\$1,454
Age Group	Cases	Avg Bill	Cases	Avg Bill	Cases	Avg Bill	Cases	Avg Bill	Cases	Avg Bill
0-17	885	\$1,298	1,138	\$1,797	1,275	\$1,672	1,612	\$1,695	1,687	\$1,973
18-35	785	\$1,177	730	\$1,378	809	\$1,218	1,048	\$1,108	1,077	\$1,339
36-49	1,102	\$1,214	1,492	\$1,179	1,459	\$1,182	1,409	\$1,220	1,675	\$1,057
50-64	2,181	\$1,327	2,740	\$1,392	2,607	\$1,377	2,802	\$1,321	3,350	\$1,430
65+	3,103	\$1,486	4,198	\$1,382	3,427	\$1,681	4,167	\$1,578	4,427	\$1,616
Total	8,056	\$1,355	10,298	\$1,401	9,577	\$1,482	11,038	\$1,440	12,216	\$1,513

Patient Discharges (Cases)



Average Billed Charges (Avg Bill)



County / Hospital	2012		2013		2014		2015		2016	
	Cases	Avg Bill	Cases	Avg Bill	Cases	Avg Bill	Cases	Avg Bill	Cases	Avg Bill
<b>Clark</b>										
Centennial Hills	0	\$0	1	\$11,536	24	\$7,752	39	\$11,700	21	\$12,460
Desert Springs	0	\$0	1	\$6,884	0	\$0	1	\$1,628	2	\$32,570
Henderson Hospital	0	\$0	0	\$0	0	\$0	0	\$0	0	\$0
Mountain View	464	\$2,851	538	\$3,180	550	\$2,990	551	\$3,316	743	\$3,712
North Vista	1	\$15,643	0	\$0	1	\$1,427	0	\$0	0	\$0
Southern Hills	69	\$1,633	57	\$3,513	80	\$4,914	14	\$2,131	0	\$0
Spring Valley	1	\$14,113	0	\$0	0	\$0	0	\$0	3	\$56,968
St. Rose-Rose de Lima	14	\$4,723	2	\$14,571	0	\$0	0	\$0	0	\$0
St. Rose-San Martin	4	\$6,255	6	\$9,697	11	\$5,427	9	\$6,761	5	\$4,474
St. Rose-Siena	8	\$1,822	0	\$0	2	\$52,692	0	\$0	0	\$0
Summerlin	28	\$11,730	24	\$12,886	58	\$9,616	51	\$10,582	63	\$15,009
Sunrise	507	\$2,729	751	\$2,283	844	\$2,696	1,139	\$1,999	1,231	\$2,270
UMC	0	\$0	2	\$216	0	\$0	8	\$3,803	30	\$1,581
Valley	3	\$17,734	0	\$0	1	\$4,560	0	\$0	1	\$22,308
<b>Total</b>	<b>1,099</b>	<b>\$3,036</b>	<b>1,382</b>	<b>\$2,924</b>	<b>1,571</b>	<b>\$3,328</b>	<b>1,812</b>	<b>\$2,882</b>	<b>2,099</b>	<b>\$3,377</b>
<b>Washoe</b>										
Carson Tahoe	18	\$2,028	16	\$3,079	10	\$6,355	4	\$2,134	7	\$9,317
Northern Nevada	7	\$2,125	31	\$2,592	18	\$3,494	3	\$7,134	1	\$955
Renown Regional	775	\$1,335	723	\$1,205	298	\$1,621	260	\$1,575	286	\$1,287
Renown S. Meadows	1,489	\$1,730	1,515	\$1,734	1,250	\$1,521	1,314	\$1,428	1,636	\$1,437
Saint Mary's	14	\$5,627	21	\$1,554	46	\$1,510	13	\$1,726	9	\$2,078
Sierra Surgery	0	\$0	1	\$1,464	0	\$0	0	\$0	0	\$0
<b>Total</b>	<b>2,303</b>	<b>\$1,624</b>	<b>2,307</b>	<b>\$1,587</b>	<b>1,622</b>	<b>\$1,591</b>	<b>1,594</b>	<b>\$1,467</b>	<b>1,939</b>	<b>\$1,446</b>
<b>Rural</b>										
Battle Mountain	532	\$815	354	\$761	210	\$1,635	134	\$1,666	312	\$1,552
Boulder City	524	\$1,821	649	\$2,746	270	\$3,987	345	\$5,210	200	\$9,033
Carson Valley	3	\$349	1,124	\$725	1,778	\$799	2,226	\$832	2,592	\$796
Churchill	3	\$796	1	\$1,544	1	\$1,799	0	\$0	2	\$1,722
Desert View	64	\$2,879	35	\$4,298	80	\$2,874	118	\$2,999	15	\$6,482
Grover C. Dils	1	\$1,682	1	\$306	0	\$0	2	\$3,922	1	\$4,832
Humboldt	2	\$3,642	0	\$0	0	\$0	1	\$618	1	\$10,074
Incline Village	918	\$593	1,596	\$1,283	1,891	\$929	2,111	\$956	2,240	\$911
Mesa View	1	\$2,237	0	\$0	0	\$0	0	\$0	0	\$0
Mount Grant	24	\$1,860	3	\$764	23	\$1,612	24	\$6,988	1	\$2,049
Northeastern	40	\$2,350	6	\$3,660	4	\$2,463	9	\$5,498	3	\$5,108
Nye	79	\$1,046	15	\$37	0	\$0	0	\$0	0	\$0
Pershing	1,389	\$287	2,032	\$309	1,312	\$282	1,801	\$323	1,698	\$322
South Lyon	260	\$597	155	\$934	163	\$1,098	170	\$1,575	164	\$1,645
William Bee Ririe	814	\$1,142	638	\$1,343	652	\$1,477	691	\$1,462	949	\$1,321
<b>Total</b>	<b>4,654</b>	<b>\$824</b>	<b>6,609</b>	<b>\$1,017</b>	<b>6,384</b>	<b>\$1,001</b>	<b>7,632</b>	<b>\$1,091</b>	<b>8,178</b>	<b>\$1,051</b>
<b>All Counties</b>	<b>8,056</b>	<b>\$1,355</b>	<b>10,298</b>	<b>\$1,401</b>	<b>9,577</b>	<b>\$1,482</b>	<b>11,038</b>	<b>\$1,440</b>	<b>12,216</b>	<b>\$1,513</b>

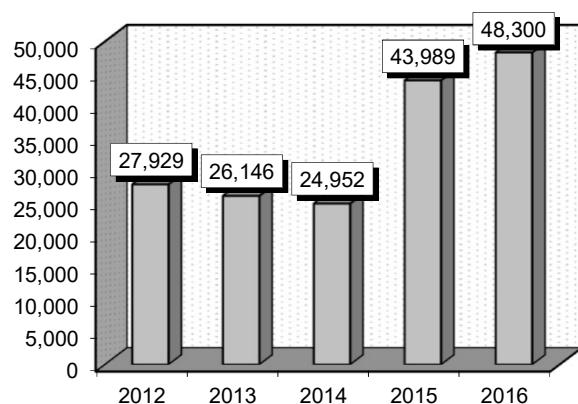
### Mammography (00286)

**Diagnoses:** that frequently accompanied Mammography were: 1) Other (abnormal) findings on radiological examination of breast (79389), 2) Personal history of malignant neoplasm of breast (V103), 3) Lump or mass in breast (61172), 4) Mammographic microcalcification (79381), 5) Breast replacement (V4382), 6) Malignant neoplasm of breast (female), unspecified (1749), 7) Mastodynia (61171), 8) Diffuse cystic mastopathy (6101).

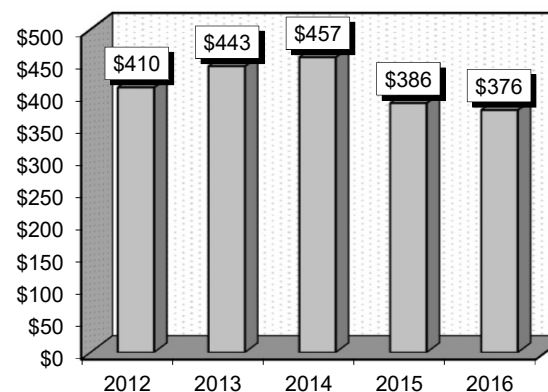
**Definitions:** **Neoplasm:** An abnormal tissue that grows by cellular proliferation more rapidly than normal and continues to grow after the stimuli that initiated the new growth cease. Neoplasms show partial or complete lack of structural organization and functional coordination with the normal tissue, and usually form a distinct mass of tissue that may be either benign (benign tumor) or malignant (cancer). **Microcalcification:** A tiny abnormal deposit of calcium salts especially in the breast that in the human female is often an indicator of breast cancer. **Mastodynia:** Pain in the breast. **Mastopathy:** Any disease of the breasts.

Gender	2012		2013		2014		2015		2016	
	Cases	Avg Bill	Cases	Avg Bill	Cases	Avg Bill	Cases	Avg Bill	Cases	Avg Bill
Male	53	\$462	55	\$466	53	\$467	79	\$435	86	\$376
Female	27,876	\$410	26,091	\$443	24,899	\$457	43,910	\$386	48,214	\$376
Age Group	2012		2013		2014		2015		2016	
	Cases	Avg Bill	Cases	Avg Bill	Cases	Avg Bill	Cases	Avg Bill	Cases	Avg Bill
0-17	0	\$0	0	\$0	2	\$409	0	\$0	0	\$0
18-35	178	\$420	161	\$499	129	\$531	169	\$436	139	\$415
36-49	6,596	\$404	5,857	\$428	5,374	\$433	8,277	\$373	8,729	\$363
50-64	11,867	\$422	11,209	\$450	10,745	\$460	18,620	\$382	20,486	\$367
65+	9,288	\$400	8,919	\$444	8,702	\$468	16,923	\$397	18,946	\$391
Total	27,929	\$410	26,146	\$443	24,952	\$457	43,989	\$386	48,300	\$376

Patient Discharges (Cases)



Average Billed Charges (Avg Bill)





County / Hospital	2012		2013		2014		2015		2016	
	Cases	Avg Bill	Cases	Avg Bill	Cases	Avg Bill	Cases	Avg Bill	Cases	Avg Bill
<b>Clark</b>										
Centennial Hills	324	\$669	306	\$692	253	\$728	168	\$782	133	\$803
Desert Springs	0	\$0	0	\$0	0	\$0	0	\$0	0	\$0
Henderson Hospital	0	\$0	0	\$0	0	\$0	0	\$0	0	\$0
Mountain View	1,386	\$514	1,284	\$557	1,089	\$609	930	\$666	870	\$761
North Vista	47	\$737	0	\$0	0	\$0	0	\$0	0	\$0
Southern Hills	284	\$342	295	\$345	257	\$431	216	\$436	82	\$506
Spring Valley	144	\$1,588	125	\$1,601	93	\$1,690	75	\$1,806	8	\$1,922
St. Rose-Rose de Lima	351	\$648	402	\$688	290	\$734	217	\$730	225	\$707
St. Rose-San Martin	195	\$647	312	\$671	263	\$718	191	\$686	179	\$726
St. Rose-Siena	388	\$500	457	\$530	359	\$600	280	\$548	249	\$546
Summerlin	716	\$924	792	\$940	722	\$1,037	646	\$1,127	546	\$1,152
Sunrise	2,937	\$580	3,003	\$641	2,483	\$705	2,254	\$776	2,284	\$886
UMC	0	\$0	0	\$0	0	\$0	0	\$0	0	\$0
Valley	47	\$578	0	\$0	0	\$0	0	\$0	0	\$0
<b>Total</b>	<b>6,819</b>	<b>\$620</b>	<b>6,976</b>	<b>\$663</b>	<b>5,809</b>	<b>\$728</b>	<b>4,977</b>	<b>\$784</b>	<b>4,576</b>	<b>\$853</b>
<b>Washoe</b>										
Carson Tahoe	2,026	\$266	2,067	\$288	2,175	\$286	6,731	\$259	11,524	\$273
Northern Nevada	2,392	\$265	2,196	\$263	2,320	\$283	2,000	\$321	1,828	\$353
Renown Regional	0	\$0	0	\$0	0	\$0	14,752	\$289	17,632	\$267
Renown S. Meadows	0	\$0	0	\$0	0	\$0	0	\$0	0	\$0
Saint Mary's	6,597	\$504	6,174	\$497	5,560	\$506	5,052	\$504	3,491	\$574
Sierra Surgery	2,561	\$232	1	\$203	0	\$0	0	\$0	0	\$0
<b>Total</b>	<b>13,576</b>	<b>\$375</b>	<b>10,438</b>	<b>\$406</b>	<b>10,055</b>	<b>\$407</b>	<b>28,535</b>	<b>\$322</b>	<b>34,475</b>	<b>\$305</b>
<b>Rural</b>										
Battle Mountain	0	\$0	0	\$0	0	\$0	0	\$0	0	\$0
Boulder City	66	\$239	0	\$0	0	\$0	0	\$0	0	\$0
Carson Valley	888	\$326	1,015	\$321	1,124	\$390	1,187	\$325	1,270	\$322
Churchill	1,911	\$242	1,575	\$250	1,726	\$262	1,827	\$266	1,714	\$326
Desert View	1,121	\$256	1,176	\$373	1,389	\$464	2,510	\$484	2,153	\$492
Grover C. Dils	0	\$0	0	\$0	0	\$0	0	\$0	0	\$0
Humboldt	523	\$343	594	\$345	475	\$331	465	\$323	452	\$336
Incline Village	0	\$0	0	\$0	0	\$0	0	\$0	0	\$0
Mesa View	1,363	\$374	1,247	\$390	1,202	\$404	1,267	\$416	1,286	\$453
Mount Grant	0	\$0	0	\$0	0	\$0	3	\$213	1	\$225
Northeastern	870	\$359	2,413	\$323	2,360	\$338	2,450	\$419	2,020	\$445
Nye	0	\$0	0	\$0	0	\$0	0	\$0	0	\$0
Pershing	0	\$0	0	\$0	0	\$0	0	\$0	0	\$0
South Lyon	438	\$75	345	\$73	440	\$74	388	\$83	0	\$0
William Bee Ririe	354	\$151	367	\$177	372	\$195	380	\$195	353	\$201
<b>Total</b>	<b>7,534</b>	<b>\$284</b>	<b>8,732</b>	<b>\$312</b>	<b>9,088</b>	<b>\$339</b>	<b>10,477</b>	<b>\$372</b>	<b>9,249</b>	<b>\$403</b>
<b>All Counties</b>	<b>27,929</b>	<b>\$410</b>	<b>26,146</b>	<b>\$443</b>	<b>24,952</b>	<b>\$457</b>	<b>43,989</b>	<b>\$386</b>	<b>48,300</b>	<b>\$376</b>

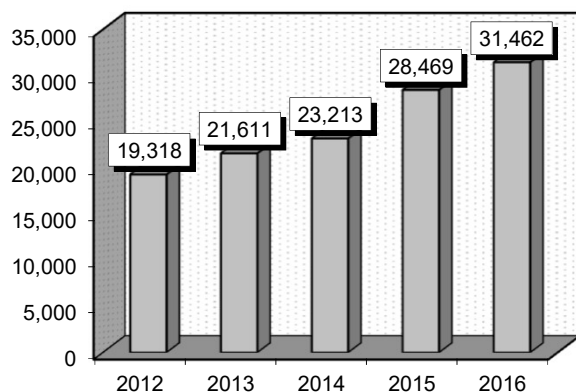
### Diagnostic Ultrasound Except Obstetrical And Vascular Of Lower Extremities (00288)

**Diagnoses:** that frequently accompanied Diagnostic Ultrasound Except Obstetrical And Vascular Of Lower Extremities were: 1) Other and unspecified ovarian cyst (6202), 2) Nontoxic uninodular goiter (2410), 3) Occlusion and stenosis of carotid artery without mention of cerebral infarction (43310), 4) Hydronephrosis (591), 5) Calculus of gallbladder without mention of cholecystitis, without mention of obstruction (57420), 6) Leiomyoma of uterus, unspecified (2189), 7) Chronic kidney disease, Stage III (moderate) (5853), 8) Cirrhosis of liver without mention of alcohol (5715).

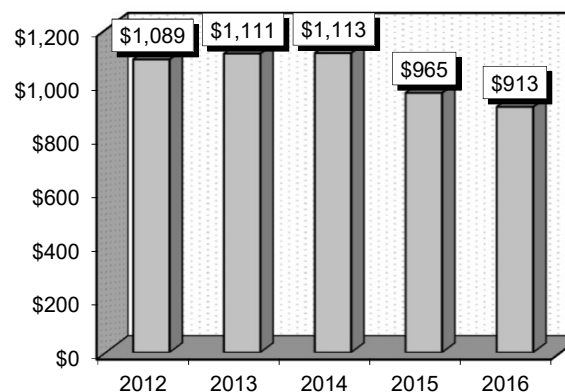
**Definitions:** **Goiter:** An enlarged thyroid gland, visible as a swelling at the front of the neck. **Occlusion:** The blockage or closing of a blood vessel or hollow organ. **Stenosis:** The abnormal narrowing of a passage in the body. **Hydronephrosis:** The swelling of the kidneys when urine flow is obstructed in any of part of the urinary tract. **Leiomyoma:** A benign smooth-muscle tumor occurring most commonly in the uterus, stomach, esophagus, or small intestine. **Cirrhosis:** A chronic degenerative disease in which normal liver cells are damaged and are then replaced by scar tissue.

	2012		2013		2014		2015		2016	
Gender	Cases	Avg Bill	Cases	Avg Bill	Cases	Avg Bill	Cases	Avg Bill	Cases	Avg Bill
Male	6,247	\$1,109	7,198	\$1,145	7,848	\$1,174	9,052	\$1,039	10,135	\$971
Female	13,071	\$1,080	14,413	\$1,094	15,365	\$1,081	19,417	\$931	21,327	\$886
Age Group	Cases	Avg Bill	Cases	Avg Bill	Cases	Avg Bill	Cases	Avg Bill	Cases	Avg Bill
0-17	2,036	\$1,343	2,112	\$1,344	2,197	\$1,394	2,543	\$1,243	2,490	\$1,215
18-35	2,719	\$1,028	3,060	\$1,015	3,195	\$994	3,970	\$870	4,259	\$818
36-49	3,858	\$1,075	4,201	\$1,101	4,225	\$1,051	5,300	\$891	5,732	\$876
50-64	5,213	\$1,093	5,977	\$1,103	6,413	\$1,074	7,679	\$933	8,503	\$860
65+	5,492	\$1,032	6,261	\$1,093	7,183	\$1,150	8,977	\$1,000	10,478	\$945
Total	19,318	\$1,089	21,611	\$1,111	23,213	\$1,113	28,469	\$965	31,462	\$913

Patient Discharges (Cases)



Average Billed Charges (Avg Bill)



County / Hospital	2012		2013		2014		2015		2016	
	Cases	Avg Bill	Cases	Avg Bill	Cases	Avg Bill	Cases	Avg Bill	Cases	Avg Bill
<b>Clark</b>										
Centennial Hills	111	\$2,032	67	\$2,164	82	\$2,233	42	\$2,306	39	\$2,354
Desert Springs	28	\$1,797	20	\$2,383	14	\$2,349	17	\$2,389	5	\$2,972
Henderson Hospital	0	\$0	0	\$0	0	\$0	0	\$0	0	\$0
Mountain View	917	\$1,826	713	\$2,008	681	\$2,284	586	\$2,290	626	\$2,435
North Vista	146	\$2,123	83	\$1,523	40	\$1,285	34	\$1,194	35	\$2,987
Southern Hills	123	\$1,215	120	\$1,439	119	\$1,326	117	\$1,704	85	\$1,689
Spring Valley	45	\$2,127	43	\$2,289	38	\$2,656	32	\$2,223	27	\$2,830
St. Rose-Rose de Lima	104	\$1,492	110	\$1,472	89	\$1,728	94	\$1,695	111	\$1,865
St. Rose-San Martin	130	\$2,079	129	\$1,801	152	\$2,064	166	\$1,853	173	\$2,216
St. Rose-Siena	176	\$1,544	156	\$2,351	142	\$2,125	141	\$4,029	192	\$3,104
Summerlin	270	\$1,773	316	\$1,924	315	\$2,094	208	\$2,168	200	\$2,379
Sunrise	1,416	\$1,460	1,356	\$1,568	1,309	\$1,647	1,373	\$1,753	1,415	\$1,882
UMC	1,450	\$1,469	1,573	\$1,452	626	\$1,450	79	\$1,982	282	\$1,981
Valley	21	\$1,517	6	\$1,840	5	\$1,849	8	\$3,016	1	\$2,154
<b>Total</b>	<b>4,937</b>	<b>\$1,602</b>	<b>4,692</b>	<b>\$1,665</b>	<b>3,612</b>	<b>\$1,823</b>	<b>2,897</b>	<b>\$2,024</b>	<b>3,191</b>	<b>\$2,144</b>
<b>Washoe</b>										
Carson Tahoe	1,231	\$887	1,279	\$755	1,520	\$782	4,056	\$508	6,789	\$410
Northern Nevada	737	\$1,467	844	\$1,442	1,055	\$1,553	760	\$1,697	814	\$1,832
Renown Regional	489	\$1,414	2,554	\$1,067	3,948	\$1,049	9,096	\$751	9,685	\$698
Renown S. Meadows	81	\$1,166	845	\$985	1,143	\$985	973	\$788	1,209	\$643
Saint Mary's	4,187	\$1,104	4,076	\$1,088	4,689	\$1,071	3,798	\$1,116	3,199	\$1,148
Sierra Surgery	1,359	\$339	751	\$307	1,042	\$312	256	\$299	0	\$0
<b>Total</b>	<b>8,084</b>	<b>\$995</b>	<b>10,349</b>	<b>\$1,005</b>	<b>13,397</b>	<b>\$1,003</b>	<b>18,939</b>	<b>\$806</b>	<b>21,696</b>	<b>\$714</b>
<b>Rural</b>										
Battle Mountain	0	\$0	0	\$0	52	\$800	104	\$844	114	\$907
Boulder City	95	\$947	53	\$1,510	27	\$1,164	75	\$996	103	\$1,116
Carson Valley	486	\$1,278	642	\$1,158	755	\$1,183	768	\$1,240	821	\$1,197
Churchill	1,059	\$931	728	\$920	882	\$862	1,027	\$844	969	\$921
Desert View	1,227	\$428	1,069	\$639	1,022	\$890	1,200	\$877	1,113	\$839
Grover C. Dils	46	\$425	47	\$409	65	\$405	46	\$391	27	\$422
Humboldt	634	\$1,049	543	\$1,073	393	\$1,071	381	\$1,048	382	\$1,021
Incline Village	0	\$0	0	\$0	0	\$0	0	\$0	0	\$0
Mesa View	614	\$1,010	638	\$1,073	573	\$1,116	596	\$1,159	710	\$1,156
Mount Grant	188	\$513	150	\$575	185	\$583	158	\$574	138	\$548
Northeastern	1,083	\$837	2,059	\$854	1,854	\$867	1,818	\$957	1,602	\$972
Nye	225	\$713	69	\$1,209	0	\$0	0	\$0	0	\$0
Pershing	55	\$416	102	\$606	46	\$528	64	\$679	89	\$638
South Lyon	254	\$343	158	\$289	0	\$0	0	\$0	99	\$722
William Bee Ririe	331	\$870	312	\$951	350	\$984	396	\$853	408	\$964
<b>Total</b>	<b>6,297</b>	<b>\$808</b>	<b>6,570</b>	<b>\$882</b>	<b>6,204</b>	<b>\$936</b>	<b>6,633</b>	<b>\$958</b>	<b>6,575</b>	<b>\$974</b>
<b>All Counties</b>	<b>19,318</b>	<b>\$1,089</b>	<b>21,611</b>	<b>\$1,111</b>	<b>23,213</b>	<b>\$1,113</b>	<b>28,469</b>	<b>\$965</b>	<b>31,462</b>	<b>\$913</b>

### MRI - Back (00294)

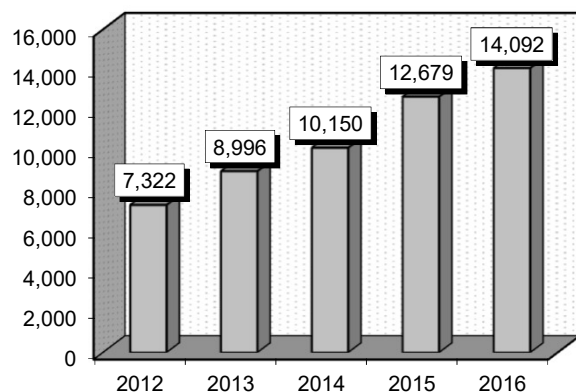
**Diagnoses:** that frequently accompanied MRI - Back were: 1) Lumbago (7242), 2) Cervicalgia (7231), 3) Lumbosacral spondylosis without myelopathy (7213), 4) Spinal stenosis, lumbar region, without neurogenic claudication (72402), 5) Cervical spondylosis without myelopathy (7210), 6) Disturbance of skin sensation (7820), 7) Spinal stenosis in cervical region (7230), 8) Sciatica (7243), 9) Scoliosis [and kyphoscoliosis], idiopathic (73730), 10) Spondylolisthesis (75612), 11) Neuralgia, neuritis, and radiculitis, unspecified (7292).

**Definitions:** **Lumbago:** An older, non-medical term used to describe lower back pain or back pain in general. **Cervicalgia:** Neck pain. **Lumbosacral:** Of or relating to or near the small of the back and the back part of the pelvis between the hips. **Stenosis:** The abnormal narrowing of a passage in the body. **Sciatica:** Pain in lower back and hip radiating down back of thigh into leg, due to herniated lumbar discs compressing a nerve root, most commonly L5 or S1. **Scoliosis:** Abnormal lateral curvature of the spine.

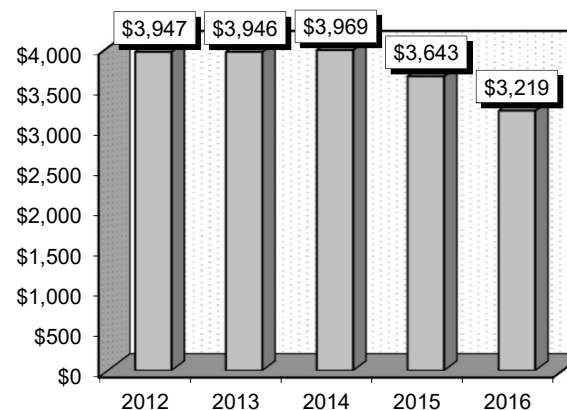
**Spondylolisthesis:** Forward displacement of a lumbar vertebra on the one below it and especially of the fifth lumbar vertebra on the sacrum producing pain by compression of nerve roots.

	2012		2013		2014		2015		2016	
Gender	Cases	Avg Bill	Cases	Avg Bill	Cases	Avg Bill	Cases	Avg Bill	Cases	Avg Bill
Male	2,995	\$3,823	3,788	\$3,866	4,258	\$3,916	5,241	\$3,650	5,946	\$3,161
Female	4,327	\$4,032	5,208	\$4,004	5,892	\$4,007	7,438	\$3,638	8,146	\$3,261
Age Group	Cases	Avg Bill	Cases	Avg Bill	Cases	Avg Bill	Cases	Avg Bill	Cases	Avg Bill
0-17	172	\$6,285	207	\$6,080	188	\$6,424	199	\$6,256	250	\$6,391
18-35	761	\$3,977	893	\$3,715	1,063	\$3,803	1,245	\$3,786	1,274	\$3,278
36-49	1,526	\$3,897	1,822	\$3,836	1,987	\$3,852	2,349	\$3,665	2,395	\$3,243
50-64	2,463	\$3,993	3,022	\$4,040	3,484	\$4,046	4,436	\$3,585	4,732	\$3,158
65+	2,400	\$3,754	3,052	\$3,842	3,428	\$3,874	4,450	\$3,533	5,441	\$3,102
Total	7,322	\$3,947	8,996	\$3,946	10,150	\$3,969	12,679	\$3,643	14,092	\$3,219

Patient Discharges (Cases)



Average Billed Charges (Avg Bill)



County / Hospital	2012		2013		2014		2015		2016	
	Cases	Avg Bill	Cases	Avg Bill	Cases	Avg Bill	Cases	Avg Bill	Cases	Avg Bill
<b>Clark</b>										
Centennial Hills	56	\$6,117	54	\$5,778	42	\$6,881	45	\$7,192	22	\$11,086
Desert Springs	23	\$7,614	13	\$7,499	30	\$7,451	26	\$7,286	19	\$7,746
Henderson Hospital	0	\$0	0	\$0	0	\$0	0	\$0	2	\$11,846
Mountain View	190	\$4,508	190	\$5,396	174	\$5,311	169	\$5,819	146	\$6,569
North Vista	52	\$4,511	76	\$5,385	43	\$5,144	31	\$4,647	12	\$14,449
Southern Hills	33	\$4,281	25	\$6,860	52	\$5,658	47	\$5,303	33	\$5,380
Spring Valley	22	\$6,792	19	\$5,984	19	\$7,650	28	\$7,023	26	\$7,964
St. Rose-Rose de Lima	30	\$5,882	58	\$5,735	29	\$6,864	30	\$8,364	27	\$8,236
St. Rose-San Martin	30	\$5,522	24	\$7,565	24	\$6,337	25	\$9,395	18	\$8,688
St. Rose-Siena	69	\$6,118	50	\$6,397	57	\$8,391	64	\$8,766	72	\$9,755
Summerlin	55	\$6,767	57	\$7,472	59	\$8,358	61	\$8,366	65	\$10,984
Sunrise	192	\$5,330	210	\$5,065	178	\$5,657	137	\$6,404	159	\$7,324
UMC	448	\$4,810	463	\$5,189	247	\$5,131	34	\$6,114	117	\$5,883
Valley	12	\$8,042	11	\$5,115	14	\$7,313	1	\$9,530	7	\$9,517
<b>Total</b>	<b>1,212</b>	<b>\$5,207</b>	<b>1,250</b>	<b>\$5,529</b>	<b>968</b>	<b>\$5,988</b>	<b>698</b>	<b>\$6,788</b>	<b>725</b>	<b>\$7,788</b>
<b>Washoe</b>										
Carson Tahoe	364	\$3,515	342	\$3,042	409	\$3,218	2,110	\$1,433	3,707	\$1,308
Northern Nevada	311	\$5,253	308	\$5,111	430	\$5,852	464	\$5,978	354	\$6,523
Renown Regional	458	\$5,781	1,079	\$4,959	1,654	\$4,696	3,296	\$3,773	4,513	\$3,225
Renown S. Meadows	130	\$5,433	784	\$4,311	1,123	\$4,328	1,264	\$3,694	924	\$3,060
Saint Mary's	1,322	\$6,306	1,285	\$6,525	1,188	\$6,371	1,124	\$6,667	870	\$6,349
Sierra Surgery	980	\$970	1,103	\$1,110	1,329	\$1,095	349	\$1,126	0	\$0
<b>Total</b>	<b>3,565</b>	<b>\$4,363</b>	<b>4,901</b>	<b>\$4,276</b>	<b>6,133</b>	<b>\$4,155</b>	<b>8,607</b>	<b>\$3,577</b>	<b>10,368</b>	<b>\$2,900</b>
<b>Rural</b>										
Battle Mountain	23	\$2,160	31	\$2,341	26	\$2,508	36	\$2,904	42	\$2,863
Boulder City	45	\$2,752	32	\$4,370	7	\$3,138	24	\$4,271	25	\$3,674
Carson Valley	299	\$3,615	331	\$3,231	438	\$3,309	508	\$3,297	512	\$3,289
Churchill	384	\$3,421	284	\$3,569	284	\$3,644	348	\$3,768	330	\$3,769
Desert View	388	\$1,884	345	\$2,816	494	\$3,954	588	\$4,153	510	\$3,859
Grover C. Dils	0	\$0	0	\$0	0	\$0	0	\$0	0	\$0
Humboldt	266	\$3,597	219	\$3,895	145	\$4,061	159	\$3,865	121	\$4,233
Incline Village	0	\$0	0	\$0	0	\$0	0	\$0	0	\$0
Mesa View	209	\$3,116	221	\$3,200	250	\$3,301	235	\$3,323	252	\$3,448
Mount Grant	82	\$2,126	95	\$2,564	111	\$2,502	113	\$2,649	73	\$2,465
Northeastern	468	\$2,421	960	\$1,914	979	\$2,030	981	\$2,227	748	\$2,421
Nye	58	\$2,993	19	\$3,973	0	\$0	0	\$0	0	\$0
Pershing	40	\$3,054	26	\$2,580	21	\$3,199	28	\$2,771	36	\$2,745
South Lyon	143	\$1,100	133	\$1,112	121	\$1,804	126	\$2,520	142	\$2,730
William Bee Ririe	140	\$2,613	149	\$2,898	173	\$2,952	228	\$3,315	208	\$3,278
<b>Total</b>	<b>2,545</b>	<b>\$2,764</b>	<b>2,845</b>	<b>\$2,682</b>	<b>3,049</b>	<b>\$2,952</b>	<b>3,374</b>	<b>\$3,161</b>	<b>2,999</b>	<b>\$3,217</b>
<b>All Counties</b>	<b>7,322</b>	<b>\$3,947</b>	<b>8,996</b>	<b>\$3,946</b>	<b>10,150</b>	<b>\$3,969</b>	<b>12,679</b>	<b>\$3,643</b>	<b>14,092</b>	<b>\$3,219</b>

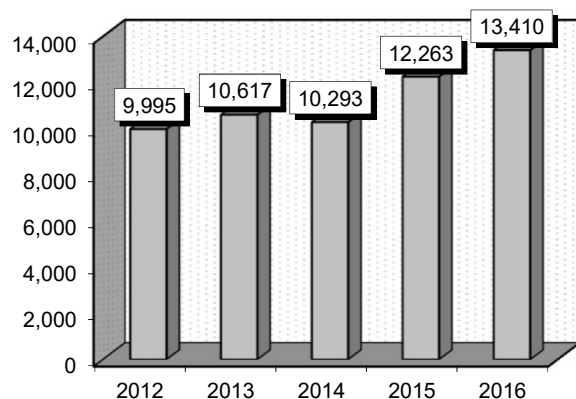
### Cat Scan - Abdomen (00300)

**Diagnoses:** that frequently accompanied Cat Scan - Abdomen were: 1) Calculus of kidney (5920), 2) Diverticulosis of colon (without mention of hemorrhage) (56210), 3) Hematuria, unspecified (59970), 4) Cyst of kidney, acquired (5932), 5) Calculus of gallbladder without mention of cholecystitis, without mention of obstruction (57420), 6) Enlargement of lymph nodes (7856), 7) Gross hematuria (59971), 8) Malignant neoplasm of colon, unspecified site (1539), 9) Hydronephrosis (591).

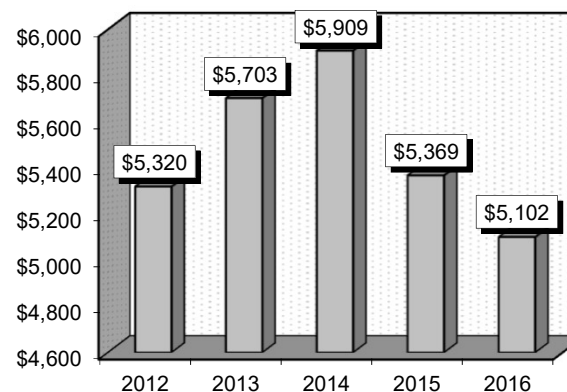
**Definitions:** **Calculus of kidney:** (AKA kidney stones) Small, hard mineral deposits that form inside your kidneys. The stones are made of mineral and acid salts. **Diverticulosis:** The presence of diverticula in the absence of inflammation. **Hematuria:** The presence of blood in urine. **Cholecystitis:** Inflammation of the gallbladder. **Hydronephrosis:** The swelling of the kidneys when urine flow is obstructed in any of part of the urinary tract.

	2012		2013		2014		2015		2016	
Gender	Cases	Avg Bill	Cases	Avg Bill	Cases	Avg Bill	Cases	Avg Bill	Cases	Avg Bill
Male	4,449	\$5,277	4,838	\$5,608	4,527	\$5,937	5,399	\$5,422	5,871	\$5,303
Female	5,546	\$5,355	5,779	\$5,782	5,766	\$5,887	6,864	\$5,327	7,539	\$4,945
Age Group	Cases	Avg Bill	Cases	Avg Bill	Cases	Avg Bill	Cases	Avg Bill	Cases	Avg Bill
0-17	243	\$5,731	258	\$5,722	229	\$6,241	243	\$7,003	246	\$7,818
18-35	975	\$5,110	948	\$5,560	932	\$5,707	976	\$4,846	1,037	\$4,557
36-49	1,648	\$5,128	1,672	\$5,636	1,535	\$5,757	1,714	\$5,040	1,803	\$4,790
50-64	3,171	\$5,289	3,338	\$5,484	3,103	\$5,821	3,764	\$5,277	4,047	\$4,761
65+	3,958	\$5,451	4,401	\$5,924	4,494	\$6,046	5,566	\$5,552	6,277	\$5,394
Total	9,995	\$5,320	10,617	\$5,703	10,293	\$5,909	12,263	\$5,369	13,410	\$5,102

Patient Discharges (Cases)



Average Billed Charges (Avg Bill)



County / Hospital	2012		2013		2014		2015		2016	
	Cases	Avg Bill	Cases	Avg Bill	Cases	Avg Bill	Cases	Avg Bill	Cases	Avg Bill
<b>Clark</b>										
Centennial Hills	109	\$8,833	101	\$9,702	86	\$10,172	64	\$10,481	40	\$10,953
Desert Springs	49	\$10,455	49	\$9,811	62	\$9,820	48	\$11,875	23	\$16,605
Henderson Hospital	0	\$0	0	\$0	0	\$0	0	\$0	0	\$0
Mountain View	411	\$7,614	416	\$9,522	389	\$10,149	323	\$10,512	360	\$11,934
North Vista	94	\$5,593	93	\$6,339	65	\$5,763	30	\$5,315	24	\$12,029
Southern Hills	73	\$7,538	103	\$9,399	129	\$10,797	95	\$11,137	64	\$12,194
Spring Valley	107	\$8,689	81	\$9,197	43	\$10,586	61	\$10,829	49	\$13,505
St. Rose-Rose de Lima	90	\$8,865	76	\$9,420	71	\$9,830	67	\$9,886	52	\$9,460
St. Rose-San Martin	48	\$12,084	66	\$12,108	52	\$9,917	53	\$9,273	57	\$9,707
St. Rose-Siena	154	\$13,300	177	\$14,062	187	\$15,352	187	\$16,429	198	\$20,757
Summerlin	181	\$9,031	154	\$10,446	127	\$11,025	96	\$13,383	90	\$15,841
Sunrise	332	\$9,500	200	\$9,370	251	\$11,187	315	\$12,545	248	\$15,429
UMC	892	\$5,749	934	\$5,519	284	\$5,977	34	\$7,445	110	\$8,151
Valley	28	\$9,920	24	\$9,107	20	\$9,940	25	\$10,588	10	\$11,254
<b>Total</b>	<b>2,568</b>	<b>\$7,878</b>	<b>2,474</b>	<b>\$8,320</b>	<b>1,766</b>	<b>\$10,104</b>	<b>1,398</b>	<b>\$11,799</b>	<b>1,325</b>	<b>\$13,784</b>
<b>Washoe</b>										
Carson Tahoe	576	\$4,623	604	\$3,780	614	\$3,230	1,423	\$2,231	2,492	\$2,118
Northern Nevada	276	\$7,749	319	\$7,959	389	\$8,843	334	\$9,883	331	\$10,753
Renown Regional	765	\$7,574	1,151	\$7,636	1,183	\$7,492	3,224	\$4,784	3,599	\$4,091
Renown S. Meadows	520	\$7,405	889	\$7,483	1,036	\$7,530	1,180	\$5,505	1,713	\$4,357
Saint Mary's	2,020	\$4,006	1,901	\$4,266	1,854	\$4,492	1,697	\$4,755	1,345	\$4,611
Sierra Surgery	783	\$935	824	\$1,549	1,060	\$1,558	273	\$1,538	0	\$0
<b>Total</b>	<b>4,940</b>	<b>\$4,711</b>	<b>5,688</b>	<b>\$5,213</b>	<b>6,136</b>	<b>\$5,226</b>	<b>8,131</b>	<b>\$4,536</b>	<b>9,480</b>	<b>\$3,927</b>
<b>Rural</b>										
Battle Mountain	58	\$2,040	57	\$2,007	76	\$2,070	74	\$3,008	62	\$3,756
Boulder City	20	\$4,424	22	\$4,963	8	\$3,397	26	\$3,298	59	\$3,003
Carson Valley	184	\$4,221	204	\$4,063	241	\$4,247	300	\$4,197	323	\$4,338
Churchill	484	\$4,454	348	\$4,580	312	\$4,614	363	\$4,880	314	\$5,026
Desert View	401	\$2,841	341	\$4,049	389	\$4,917	450	\$4,989	415	\$5,209
Grover C. Dils	44	\$1,773	59	\$1,553	41	\$1,665	49	\$1,559	57	\$1,596
Humboldt	203	\$3,795	189	\$3,978	166	\$3,887	225	\$3,690	190	\$5,870
Incline Village	32	\$1,971	49	\$2,326	55	\$2,651	47	\$2,278	52	\$2,638
Mesa View	262	\$6,426	238	\$7,132	243	\$7,376	209	\$7,007	246	\$7,055
Mount Grant	92	\$3,885	94	\$4,068	87	\$4,322	89	\$4,374	92	\$4,180
Northeastern	289	\$4,291	504	\$4,477	456	\$4,947	407	\$5,090	355	\$5,933
Nye	70	\$3,732	21	\$4,489	0	\$0	0	\$0	0	\$0
Pershing	32	\$1,978	7	\$2,213	11	\$3,249	38	\$3,454	21	\$3,534
South Lyon	118	\$1,875	129	\$1,705	113	\$2,498	159	\$3,235	151	\$3,323
William Bee Ririe	198	\$3,324	193	\$3,434	193	\$3,868	298	\$4,325	268	\$4,580
<b>Total</b>	<b>2,487</b>	<b>\$3,890</b>	<b>2,455</b>	<b>\$4,201</b>	<b>2,391</b>	<b>\$4,562</b>	<b>2,734</b>	<b>\$4,557</b>	<b>2,605</b>	<b>\$4,961</b>
<b>All Counties</b>	<b>9,995</b>	<b>\$5,320</b>	<b>10,617</b>	<b>\$5,703</b>	<b>10,293</b>	<b>\$5,909</b>	<b>12,263</b>	<b>\$5,369</b>	<b>13,410</b>	<b>\$5,102</b>

### Organ Or Disease Oriented Panels (00403)

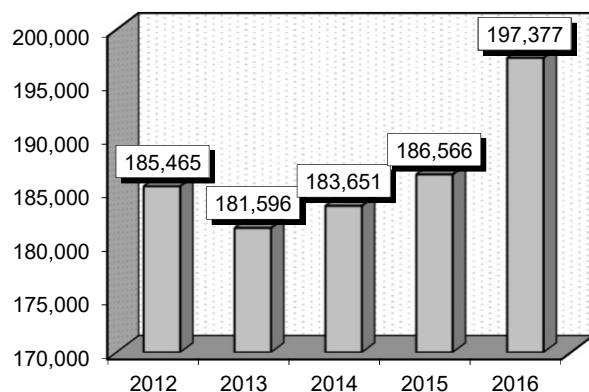
**Diagnoses:** that frequently accompanied Organ Or Disease Oriented Panels were: 1) Other and unspecified hyperlipidemia (2724), 2) Unspecified essential hypertension (4019), 3) Unspecified acquired hypothyroidism (2449), 4) Pure hypercholesterolemia (2720), 5) Anemia, unspecified (2859), 6) Chronic kidney disease, Stage III (moderate) (5853), 7) Atrial fibrillation (42731), 8) Coronary atherosclerosis of unspecified type of vessel, native or graft (41400), 9) Congestive heart failure, unspecified (4280).

**Definitions:** **Hyperlipidemia:** An abnormally high concentration of fats or lipids in the blood. **Hypertension:** High blood pressure. **Hypothyroidism:** Diminished production of thyroid hormone, leading to clinical manifestations of thyroid insufficiency, including low metabolic rate, tendency to gain weight, somnolence, and sometimes myxedema.

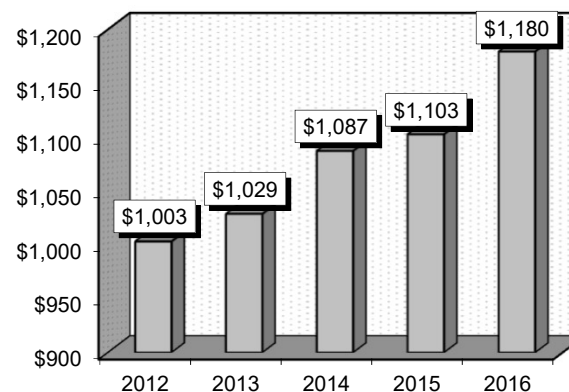
**Hypercholesterolemia:** An abnormally high concentration of cholesterol in the blood. **Anemia:** A condition marked by a deficiency of red blood cells or of hemoglobin in the blood, resulting in pallor and weariness; diminishes the capacity of the blood to carry oxygen. **Atrial fibrillation:** An irregular and often very fast heart rate. The heart's two upper chambers (the atria) beat chaotically and irregularly - out of coordination with the two lower chambers (the ventricles) of the heart. **Atherosclerosis:** The build up of a waxy plaque on the inside of blood vessels.

	2012		2013		2014		2015		2016	
Gender	Cases	Avg Bill	Cases	Avg Bill	Cases	Avg Bill	Cases	Avg Bill	Cases	Avg Bill
Male	80,893	\$1,063	79,320	\$1,095	78,429	\$1,156	80,399	\$1,189	84,935	\$1,260
Female	104,572	\$957	102,276	\$978	105,222	\$1,036	106,167	\$1,038	112,442	\$1,118
Age Group	Cases	Avg Bill	Cases	Avg Bill	Cases	Avg Bill	Cases	Avg Bill	Cases	Avg Bill
0-17	5,128	\$1,101	4,457	\$1,049	4,372	\$1,117	4,726	\$1,023	5,182	\$1,062
18-35	16,654	\$1,079	15,506	\$1,151	15,786	\$1,213	14,380	\$1,147	16,439	\$1,228
36-49	27,281	\$1,030	24,926	\$1,052	23,612	\$1,099	22,577	\$1,177	24,958	\$1,311
50-64	54,456	\$1,018	51,734	\$1,049	50,327	\$1,157	50,576	\$1,187	54,073	\$1,218
65+	81,946	\$963	84,973	\$987	89,554	\$1,022	94,307	\$1,037	96,725	\$1,122
Total	185,465	\$1,003	181,596	\$1,029	183,651	\$1,087	186,566	\$1,103	197,377	\$1,180

Patient Discharges (Cases)



Average Billed Charges (Avg Bill)





County / Hospital	2012		2013		2014		2015		2016	
	Cases	Avg Bill	Cases	Avg Bill	Cases	Avg Bill	Cases	Avg Bill	Cases	Avg Bill
<b>Clark</b>										
Centennial Hills	324	\$2,709	154	\$2,849	221	\$2,987	147	\$3,788	144	\$3,622
Desert Springs	168	\$3,046	120	\$2,678	169	\$6,779	191	\$5,965	226	\$4,976
Henderson Hospital	0	\$0	0	\$0	0	\$0	0	\$0	4	\$3,927
Mountain View	1,453	\$7,316	1,445	\$7,701	1,521	\$10,256	1,317	\$4,224	1,295	\$3,541
North Vista	204	\$3,361	157	\$2,669	173	\$2,270	167	\$2,091	178	\$3,431
Southern Hills	412	\$3,380	562	\$2,989	676	\$4,792	555	\$2,599	520	\$2,158
Spring Valley	106	\$5,440	90	\$5,125	146	\$6,532	170	\$4,838	159	\$6,834
St. Rose-Rose de Lima	186	\$8,144	156	\$9,155	155	\$11,689	178	\$18,069	150	\$27,229
St. Rose-San Martin	605	\$7,995	579	\$7,477	593	\$8,299	683	\$10,124	655	\$10,002
St. Rose-Siena	1,195	\$12,861	1,232	\$12,854	1,323	\$11,991	977	\$19,192	1,054	\$22,015
Summerlin	451	\$3,707	609	\$3,127	842	\$3,164	621	\$3,916	422	\$7,308
Sunrise	1,617	\$7,831	1,501	\$8,303	1,878	\$9,330	1,792	\$5,758	1,889	\$5,608
UMC	12,185	\$1,745	9,478	\$1,921	2,753	\$2,503	542	\$5,710	2,334	\$5,327
Valley	176	\$4,142	142	\$10,866	204	\$8,998	239	\$5,362	280	\$9,759
<b>Total</b>	<b>19,082</b>	<b>\$3,811</b>	<b>16,225</b>	<b>\$4,324</b>	<b>10,654</b>	<b>\$6,899</b>	<b>7,579</b>	<b>\$7,373</b>	<b>9,310</b>	<b>\$7,707</b>
<b>Washoe</b>										
Carson Tahoe	21,232	\$697	20,730	\$753	21,514	\$793	23,389	\$755	24,455	\$749
Northern Nevada	4,768	\$1,107	3,150	\$935	2,211	\$1,540	2,834	\$3,007	3,323	\$2,784
Renown Regional	79,119	\$619	84,428	\$637	90,354	\$644	84,782	\$713	93,578	\$775
Renown S. Meadows	4,935	\$848	5,110	\$716	5,287	\$712	5,654	\$765	6,992	\$811
Saint Mary's	3,601	\$978	3,229	\$1,125	3,401	\$1,340	5,931	\$1,391	4,727	\$1,355
Sierra Surgery	0	\$0	1,384	\$582	2,005	\$594	674	\$545	0	\$0
<b>Total</b>	<b>113,655</b>	<b>\$675</b>	<b>118,031</b>	<b>\$681</b>	<b>124,772</b>	<b>\$706</b>	<b>123,264</b>	<b>\$808</b>	<b>133,075</b>	<b>\$843</b>
<b>Rural</b>										
Battle Mountain	1,433	\$575	1,381	\$537	1,461	\$558	1,545	\$577	1,455	\$568
Boulder City	596	\$949	613	\$1,647	353	\$2,871	494	\$1,845	423	\$1,436
Carson Valley	7,250	\$944	8,207	\$905	9,654	\$883	10,883	\$893	11,364	\$879
Churchill	10,680	\$434	8,861	\$446	9,120	\$465	9,705	\$500	9,177	\$510
Desert View	946	\$2,036	974	\$3,796	1,434	\$3,811	2,095	\$4,716	1,418	\$6,251
Grover C. Dils	1,577	\$344	1,318	\$275	1,439	\$272	1,489	\$286	1,301	\$292
Humboldt	5,197	\$1,066	4,512	\$1,059	3,511	\$880	4,218	\$906	4,411	\$823
Incline Village	1,209	\$392	1,660	\$495	1,649	\$500	1,582	\$526	1,645	\$520
Mesa View	1,860	\$724	1,851	\$769	2,171	\$806	5,698	\$810	5,526	\$905
Mount Grant	2,861	\$471	2,827	\$544	2,920	\$530	2,787	\$795	2,569	\$514
Northeastern	7,399	\$704	5,658	\$737	5,326	\$763	5,529	\$806	5,496	\$858
Nye	1,690	\$959	506	\$1,257	0	\$0	0	\$0	0	\$0
Pershing	1,565	\$738	1,563	\$614	1,401	\$561	1,335	\$562	1,582	\$570
South Lyon	3,995	\$362	3,448	\$366	4,199	\$505	4,074	\$625	4,092	\$617
William Bee Ririe	4,470	\$705	3,961	\$880	3,587	\$960	4,289	\$1,022	4,533	\$1,022
<b>Total</b>	<b>52,728</b>	<b>\$695</b>	<b>47,340</b>	<b>\$766</b>	<b>48,225</b>	<b>\$790</b>	<b>55,723</b>	<b>\$903</b>	<b>54,992</b>	<b>\$890</b>
<b>All Counties</b>	<b>185,465</b>	<b>\$1,003</b>	<b>181,596</b>	<b>\$1,029</b>	<b>183,651</b>	<b>\$1,087</b>	<b>186,566</b>	<b>\$1,103</b>	<b>197,377</b>	<b>\$1,180</b>

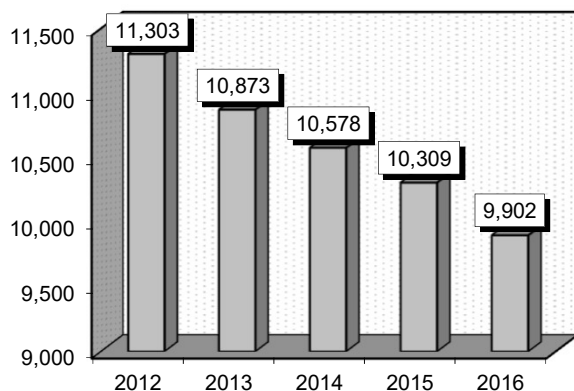
### Urinalysis (00410)

**Diagnoses:** that frequently accompanied Urinalysis were: 1) Diabetes mellitus without mention of complication, type II or unspecified type, not stated as uncontrolled (25000), 2) Dysuria (7881), 3) Abdominal pain, unspecified site (78900), 4) Hematuria, unspecified (59970), 5) Other specified complications of pregnancy, antepartum condition or complication (64683), 6) Threatened premature labor, antepartum condition or complication (64403), 7) Unspecified acquired hypothyroidism (2449), 8) Unspecified vitamin D deficiency (2689), 9) Long-term (current) use of other medications (V5869).

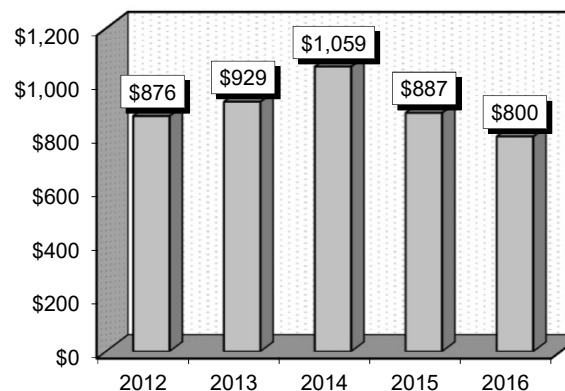
**Definitions:** **Dysuria:** Painful or difficult urination. **Hematuria:** The presence of blood in urine. **Hypothyroidism:** Diminished production of thyroid hormone, leading to clinical manifestations of thyroid insufficiency, including low metabolic rate, tendency to gain weight, somnolence, and sometimes myxedema.

Gender	2012		2013		2014		2015		2016	
	Cases	Avg Bill	Cases	Avg Bill	Cases	Avg Bill	Cases	Avg Bill	Cases	Avg Bill
Male	2,357	\$448	2,267	\$412	2,090	\$398	2,156	\$402	2,035	\$430
Female	8,946	\$988	8,606	\$1,065	8,488	\$1,222	8,153	\$1,016	7,867	\$895
Age Group	2012		2013		2014		2015		2016	
	Cases	Avg Bill	Cases	Avg Bill	Cases	Avg Bill	Cases	Avg Bill	Cases	Avg Bill
0-17	725	\$607	520	\$556	494	\$811	543	\$845	475	\$934
18-35	3,654	\$1,171	3,514	\$1,260	3,295	\$1,423	2,923	\$1,329	2,692	\$1,256
36-49	1,641	\$1,422	1,507	\$1,676	1,335	\$2,106	1,174	\$1,624	1,110	\$1,172
50-64	2,095	\$829	1,871	\$889	1,773	\$1,154	1,646	\$877	1,677	\$771
65+	3,188	\$347	3,461	\$344	3,681	\$340	4,023	\$361	3,948	\$379
<b>Total</b>	<b>11,303</b>	<b>\$876</b>	<b>10,873</b>	<b>\$929</b>	<b>10,578</b>	<b>\$1,059</b>	<b>10,309</b>	<b>\$887</b>	<b>9,902</b>	<b>\$800</b>

**Patient Discharges (Cases)**



**Average Billed Charges (Avg Bill)**



County / Hospital	2012		2013		2014		2015		2016	
	Cases	Avg Bill	Cases	Avg Bill	Cases	Avg Bill	Cases	Avg Bill	Cases	Avg Bill
<b>Clark</b>										
Centennial Hills	129	\$1,137	130	\$1,425	176	\$2,494	89	\$3,535	89	\$3,377
Desert Springs	48	\$211	21	\$308	34	\$4,936	21	\$6,949	7	\$3,554
Henderson Hospital	0	\$0	0	\$0	0	\$0	0	\$0	4	\$2,000
Mountain View	642	\$3,143	578	\$3,739	606	\$3,892	497	\$2,507	408	\$2,330
North Vista	65	\$7,242	57	\$6,281	31	\$5,564	29	\$4,319	11	\$1,958
Southern Hills	265	\$5,663	304	\$5,889	356	\$5,653	167	\$4,133	113	\$4,739
Spring Valley	51	\$1,173	32	\$1,528	61	\$4,297	40	\$3,405	26	\$2,414
St. Rose-Rose de Lima	9	\$1,826	15	\$2,429	13	\$5,412	3	\$1,539	7	\$2,208
St. Rose-San Martin	79	\$1,399	77	\$1,432	50	\$2,352	87	\$2,348	60	\$1,433
St. Rose-Siena	177	\$2,021	242	\$1,646	87	\$2,640	47	\$1,829	52	\$2,955
Summerlin	70	\$1,155	56	\$1,458	102	\$4,745	53	\$5,728	55	\$5,379
Sunrise	163	\$2,050	101	\$1,285	153	\$1,738	87	\$1,607	49	\$1,608
UMC	879	\$674	603	\$814	55	\$1,231	11	\$3,923	32	\$1,777
Valley	45	\$1,562	35	\$1,505	65	\$4,971	34	\$5,476	39	\$5,121
<b>Total</b>	<b>2,622</b>	<b>\$2,200</b>	<b>2,251</b>	<b>\$2,599</b>	<b>1,789</b>	<b>\$3,896</b>	<b>1,165</b>	<b>\$3,112</b>	<b>952</b>	<b>\$2,931</b>
<b>Washoe</b>										
Carson Tahoe	221	\$474	247	\$507	198	\$481	238	\$450	236	\$372
Northern Nevada	546	\$438	261	\$392	84	\$391	94	\$261	83	\$308
Renown Regional	3,757	\$466	4,324	\$457	4,626	\$455	4,494	\$472	4,738	\$481
Renown S. Meadows	171	\$411	177	\$458	186	\$436	211	\$531	308	\$525
Saint Mary's	160	\$568	143	\$674	129	\$733	247	\$2,765	206	\$2,741
Sierra Surgery	0	\$0	1	\$76	4	\$140	0	\$0	0	\$0
<b>Total</b>	<b>4,855</b>	<b>\$465</b>	<b>5,153</b>	<b>\$462</b>	<b>5,227</b>	<b>\$461</b>	<b>5,284</b>	<b>\$577</b>	<b>5,571</b>	<b>\$560</b>
<b>Rural</b>										
Battle Mountain	132	\$291	154	\$279	132	\$254	134	\$294	103	\$384
Boulder City	1	\$191	0	\$0	1	\$530	22	\$1,818	27	\$1,511
Carson Valley	48	\$473	116	\$352	83	\$398	90	\$345	143	\$467
Churchill	644	\$288	514	\$337	585	\$381	527	\$406	479	\$387
Desert View	16	\$2,207	37	\$858	81	\$763	98	\$3,896	88	\$4,579
Grover C. Dils	33	\$95	36	\$182	34	\$115	45	\$114	37	\$107
Humboldt	1,029	\$702	939	\$744	723	\$851	756	\$733	716	\$776
Incline Village	59	\$210	57	\$236	56	\$294	52	\$263	80	\$304
Mesa View	70	\$388	56	\$438	108	\$586	262	\$365	233	\$322
Mount Grant	3	\$218	7	\$183	7	\$257	93	\$228	61	\$181
Northeastern	609	\$922	631	\$969	656	\$769	619	\$1,232	384	\$877
Nye	134	\$217	10	\$195	0	\$0	0	\$0	0	\$0
Pershing	164	\$214	152	\$192	123	\$171	136	\$199	163	\$169
South Lyon	540	\$139	445	\$150	708	\$192	711	\$233	609	\$225
William Bee Ririe	344	\$360	315	\$383	265	\$408	315	\$384	256	\$401
<b>Total</b>	<b>3,826</b>	<b>\$489</b>	<b>3,469</b>	<b>\$537</b>	<b>3,562</b>	<b>\$511</b>	<b>3,860</b>	<b>\$641</b>	<b>3,379</b>	<b>\$595</b>
<b>All Counties</b>	<b>11,303</b>	<b>\$876</b>	<b>10,873</b>	<b>\$929</b>	<b>10,578</b>	<b>\$1,059</b>	<b>10,309</b>	<b>\$887</b>	<b>9,902</b>	<b>\$800</b>

### Venipuncture (00457)

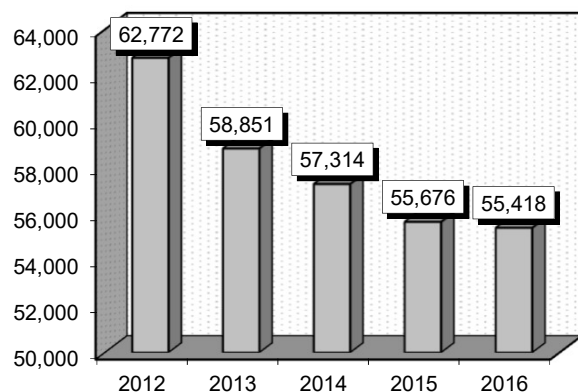
**Diagnoses:** that frequently accompanied Venipuncture were: 1) Long-term (current) use of anticoagulants (V5861), 2) Atrial fibrillation (42731), 3) Unspecified acquired hypothyroidism (2449), 4) Encounter for therapeutic drug monitoring (V5883), 5) Other malaise and fatigue (78079), 6) Long-term (current) use of other medications (V5869), 7) Anemia, unspecified (2859), 8) Other and unspecified hyperlipidemia (2724), 9) Mitral valve disorders (4240).

**Definitions: Venipuncture:** The puncture of a vein, usually to withdraw blood or inject a solution. **Atrial fibrillation:** An irregular and often very fast heart rate. The heart's two upper chambers (the atria) beat chaotically and irregularly - out of coordination with the two lower chambers (the ventricles) of the heart. **Hypothyroidism:** Diminished production of thyroid hormone, leading to clinical manifestations of thyroid insufficiency, including low metabolic rate, tendency to gain weight, somnolence, and sometimes myxedema.

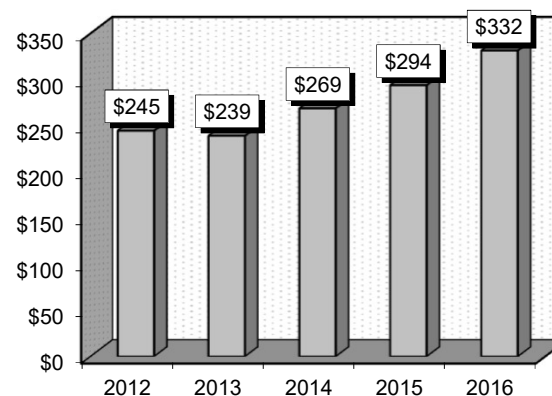
**Anemia:** A condition marked by a deficiency of red blood cells or of hemoglobin in the blood, resulting in pallor and weariness; diminishes the capacity of the blood to carry oxygen. **Hyperlipidemia:** An abnormally high concentration of fats or lipids in the blood.

	2012		2013		2014		2015		2016	
Gender	Cases	Avg Bill	Cases	Avg Bill	Cases	Avg Bill	Cases	Avg Bill	Cases	Avg Bill
Male	25,035	\$231	23,196	\$207	21,422	\$237	20,330	\$255	19,527	\$301
Female	37,737	\$254	35,655	\$260	35,892	\$288	35,346	\$317	35,891	\$348
Age Group	Cases	Avg Bill	Cases	Avg Bill	Cases	Avg Bill	Cases	Avg Bill	Cases	Avg Bill
0-17	2,606	\$588	2,479	\$332	2,272	\$376	2,413	\$364	2,637	\$365
18-35	8,753	\$277	8,798	\$289	8,739	\$316	9,014	\$359	9,786	\$394
36-49	6,942	\$301	6,530	\$316	6,266	\$346	6,201	\$386	6,425	\$421
50-64	12,131	\$276	11,349	\$277	11,392	\$328	11,138	\$328	11,093	\$348
65+	32,340	\$185	29,695	\$185	28,645	\$206	26,910	\$231	25,477	\$274
Total	62,772	\$245	58,851	\$239	57,314	\$269	55,676	\$294	55,418	\$332

Patient Discharges (Cases)



Average Billed Charges (Avg Bill)



County / Hospital	2012		2013		2014		2015		2016	
	Cases	Avg Bill	Cases	Avg Bill	Cases	Avg Bill	Cases	Avg Bill	Cases	Avg Bill
<b>Clark</b>										
Centennial Hills	9	\$549	13	\$583	23	\$1,132	38	\$1,764	34	\$2,256
Desert Springs	38	\$1,403	16	\$1,120	16	\$3,795	21	\$1,439	28	\$1,634
Henderson Hospital	0	\$0	0	\$0	0	\$0	0	\$0	0	\$0
Mountain View	58	\$4,563	0	\$0	0	\$0	0	\$0	0	\$0
North Vista	32	\$851	39	\$576	40	\$734	13	\$6,702	19	\$884
Southern Hills	60	\$1,744	50	\$2,014	40	\$1,985	42	\$1,074	25	\$1,204
Spring Valley	9	\$903	7	\$1,165	9	\$3,514	26	\$991	25	\$1,441
St. Rose-Rose de Lima	28	\$3,431	25	\$3,357	17	\$4,862	26	\$2,122	26	\$5,342
St. Rose-San Martin	45	\$4,448	56	\$3,617	48	\$5,049	48	\$8,732	48	\$8,739
St. Rose-Siena	87	\$4,696	91	\$3,885	115	\$4,580	144	\$2,658	193	\$4,147
Summerlin	33	\$2,600	26	\$1,513	54	\$1,700	41	\$2,565	36	\$2,208
Sunrise	147	\$7,800	82	\$1,920	84	\$2,510	70	\$1,755	59	\$6,642
UMC	1,012	\$328	882	\$374	424	\$297	132	\$487	515	\$386
Valley	25	\$922	16	\$973	40	\$3,412	39	\$2,009	28	\$2,285
<b>Total</b>	<b>1,583</b>	<b>\$1,741</b>	<b>1,303</b>	<b>\$1,027</b>	<b>910</b>	<b>\$1,807</b>	<b>640</b>	<b>\$2,317</b>	<b>1,036</b>	<b>\$2,218</b>
<b>Washoe</b>										
Carson Tahoe	12,918	\$196	11,584	\$195	10,658	\$203	9,640	\$213	9,010	\$229
Northern Nevada	877	\$318	804	\$194	743	\$367	975	\$490	1,009	\$502
Renown Regional	20,639	\$230	20,976	\$250	22,714	\$267	20,393	\$306	21,073	\$333
Renown S. Meadows	1,266	\$234	1,468	\$267	1,371	\$297	1,435	\$323	1,738	\$367
Saint Mary's	1,085	\$361	786	\$539	745	\$764	1,387	\$561	1,176	\$617
Sierra Surgery	0	\$0	186	\$280	299	\$332	106	\$604	0	\$0
<b>Total</b>	<b>36,785</b>	<b>\$224</b>	<b>35,804</b>	<b>\$238</b>	<b>36,530</b>	<b>\$262</b>	<b>33,936</b>	<b>\$297</b>	<b>34,006</b>	<b>\$322</b>
<b>Rural</b>										
Battle Mountain	0	\$0	0	\$0	1	\$105	0	\$0	0	\$0
Boulder City	313	\$246	156	\$570	80	\$501	300	\$488	448	\$748
Carson Valley	3,440	\$255	3,410	\$269	3,569	\$282	3,424	\$274	3,407	\$283
Churchill	5,170	\$161	3,947	\$166	3,480	\$182	3,792	\$197	3,381	\$226
Desert View	458	\$209	305	\$577	458	\$780	727	\$605	397	\$1,332
Grover C. Dils	298	\$115	416	\$94	370	\$89	377	\$77	299	\$81
Humboldt	2,870	\$231	2,542	\$229	1,961	\$212	2,141	\$241	2,374	\$250
Incline Village	468	\$94	872	\$127	857	\$132	719	\$150	743	\$145
Mesa View	770	\$151	761	\$174	827	\$155	2,305	\$141	2,373	\$159
Mount Grant	1,390	\$118	1,210	\$134	1,169	\$144	978	\$211	874	\$137
Northeastern	2,558	\$224	2,394	\$251	2,080	\$266	1,767	\$279	1,696	\$289
Nye	664	\$228	178	\$223	0	\$0	0	\$0	0	\$0
Pershing	808	\$167	752	\$164	689	\$155	644	\$168	786	\$169
South Lyon	3,196	\$73	2,953	\$69	2,604	\$107	2,194	\$160	1,807	\$161
William Bee Ririe	2,001	\$184	1,848	\$207	1,729	\$206	1,732	\$240	1,791	\$218
<b>Total</b>	<b>24,404</b>	<b>\$179</b>	<b>21,744</b>	<b>\$194</b>	<b>19,874</b>	<b>\$211</b>	<b>21,100</b>	<b>\$229</b>	<b>20,376</b>	<b>\$251</b>
<b>All Counties</b>	<b>62,772</b>	<b>\$245</b>	<b>58,851</b>	<b>\$239</b>	<b>57,314</b>	<b>\$269</b>	<b>55,676</b>	<b>\$294</b>	<b>55,418</b>	<b>\$332</b>

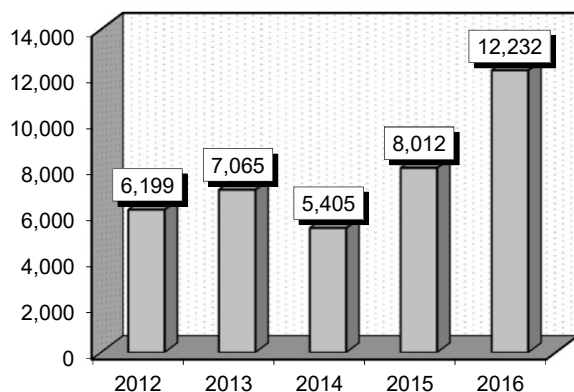
### Infections Of Upper Respiratory Tract (00562)

**Diagnoses:** that frequently accompanied Infections Of Upper Respiratory Tract were: 1) Acute pharyngitis (462), 2) Allergic rhinitis, cause unspecified (4779), 3) Acute sinusitis, unspecified (4619), 4) Acute bronchitis (4660), 5) Streptococcal sore throat (0340), 6) Tobacco use disorder (3051), 7) Acute tonsillitis (463).

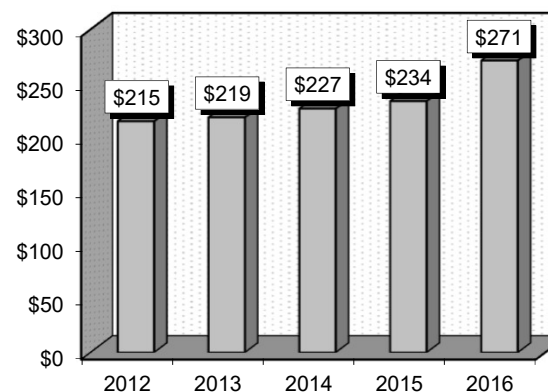
**Definitions:** **Pharyngitis:** Inflammation of the pharynx, causing a sore throat. **Rhinitis:** Inflammation of the nasal mucous membrane. **Sinusitis:** Inflammation of a nasal sinus. **Bronchitis:** An inflammation of the air passages between the nose and the lungs, including the windpipe or trachea and the larger air tubes of the lung that bring air in from the trachea (bronchi). **Tonsillitis:** Inflammation of the tonsils.

	2012		2013		2014		2015		2016	
Gender	Cases	Avg Bill	Cases	Avg Bill	Cases	Avg Bill	Cases	Avg Bill	Cases	Avg Bill
Male	2,687	\$215	3,042	\$218	2,335	\$225	3,167	\$231	4,777	\$267
Female	3,512	\$215	4,023	\$219	3,070	\$228	4,845	\$235	7,455	\$274
Age Group	Cases	Avg Bill	Cases	Avg Bill	Cases	Avg Bill	Cases	Avg Bill	Cases	Avg Bill
0-17	2,349	\$200	2,597	\$207	1,792	\$232	2,585	\$233	4,100	\$274
18-35	1,123	\$225	1,325	\$216	1,040	\$216	1,722	\$240	3,063	\$288
36-49	983	\$216	1,088	\$213	823	\$215	1,267	\$223	1,844	\$261
50-64	983	\$224	1,131	\$224	926	\$216	1,368	\$225	1,992	\$258
65+	761	\$232	924	\$254	824	\$254	1,070	\$250	1,233	\$257
Total	6,199	\$215	7,065	\$219	5,405	\$227	8,012	\$234	12,232	\$271

Patient Discharges (Cases)



Average Billed Charges (Avg Bill)



County / Hospital	2012		2013		2014		2015		2016	
	Cases	Avg Bill	Cases	Avg Bill	Cases	Avg Bill	Cases	Avg Bill	Cases	Avg Bill
<b>Clark</b>										
Centennial Hills	1	\$301	0	\$0	0	\$0	0	\$0	0	\$0
Desert Springs	0	\$0	0	\$0	0	\$0	0	\$0	0	\$0
Henderson Hospital	0	\$0	0	\$0	0	\$0	0	\$0	0	\$0
Mountain View	0	\$0	0	\$0	1	\$418	0	\$0	0	\$0
North Vista	0	\$0	0	\$0	0	\$0	0	\$0	0	\$0
Southern Hills	2	\$842	0	\$0	0	\$0	0	\$0	0	\$0
Spring Valley	0	\$0	0	\$0	0	\$0	1	\$1,081	0	\$0
St. Rose-Rose de Lima	0	\$0	0	\$0	0	\$0	0	\$0	0	\$0
St. Rose-San Martin	0	\$0	0	\$0	0	\$0	0	\$0	0	\$0
St. Rose-Siena	0	\$0	0	\$0	0	\$0	0	\$0	0	\$0
Summerlin	1	\$213	0	\$0	0	\$0	0	\$0	1	\$224
Sunrise	0	\$0	0	\$0	0	\$0	0	\$0	0	\$0
UMC	250	\$280	140	\$314	0	\$0	0	\$0	0	\$0
Valley	0	\$0	0	\$0	0	\$0	0	\$0	0	\$0
<b>Total</b>	<b>254</b>	<b>\$284</b>	<b>140</b>	<b>\$314</b>	<b>1</b>	<b>\$418</b>	<b>1</b>	<b>\$1,081</b>	<b>1</b>	<b>\$224</b>
<b>Washoe</b>										
Carson Tahoe	1,792	\$323	1,813	\$369	1,738	\$389	4,443	\$296	9,334	\$302
Northern Nevada	0	\$0	0	\$0	0	\$0	0	\$0	0	\$0
Renown Regional	77	\$274	171	\$282	132	\$258	176	\$266	193	\$270
Renown S. Meadows	0	\$0	0	\$0	0	\$0	0	\$0	0	\$0
Saint Mary's	0	\$0	0	\$0	0	\$0	0	\$0	2	\$205
Sierra Surgery	0	\$0	0	\$0	0	\$0	0	\$0	0	\$0
<b>Total</b>	<b>1,869</b>	<b>\$321</b>	<b>1,984</b>	<b>\$361</b>	<b>1,870</b>	<b>\$379</b>	<b>4,619</b>	<b>\$294</b>	<b>9,529</b>	<b>\$301</b>
<b>Rural</b>										
Battle Mountain	0	\$0	1	\$315	0	\$0	1	\$346	0	\$0
Boulder City	0	\$0	0	\$0	0	\$0	0	\$0	0	\$0
Carson Valley	153	\$291	264	\$294	195	\$310	147	\$329	62	\$323
Churchill	0	\$0	0	\$0	0	\$0	0	\$0	0	\$0
Desert View	0	\$0	0	\$0	0	\$0	0	\$0	0	\$0
Grover C. Dils	0	\$0	0	\$0	0	\$0	0	\$0	0	\$0
Humboldt	3,070	\$164	3,530	\$146	2,424	\$137	1,997	\$140	1,713	\$165
Incline Village	21	\$183	0	\$0	4	\$436	0	\$0	0	\$0
Mesa View	0	\$0	0	\$0	0	\$0	0	\$0	0	\$0
Mount Grant	0	\$0	0	\$0	0	\$0	763	\$156	494	\$166
Northeastern	1	\$102	0	\$0	1	\$850	5	\$106	1	\$62
Nye	1	\$254	366	\$253	0	\$0	0	\$0	0	\$0
Pershing	809	\$130	778	\$124	479	\$134	478	\$134	431	\$148
South Lyon	21	\$140	2	\$222	431	\$131	1	\$135	0	\$0
William Bee Ririe	0	\$0	0	\$0	0	\$0	0	\$0	1	\$232
<b>Total</b>	<b>4,076</b>	<b>\$162</b>	<b>4,941</b>	<b>\$158</b>	<b>3,534</b>	<b>\$146</b>	<b>3,392</b>	<b>\$151</b>	<b>2,702</b>	<b>\$166</b>
<b>All Counties</b>	<b>6,199</b>	<b>\$215</b>	<b>7,065</b>	<b>\$219</b>	<b>5,405</b>	<b>\$227</b>	<b>8,012</b>	<b>\$234</b>	<b>12,232</b>	<b>\$271</b>

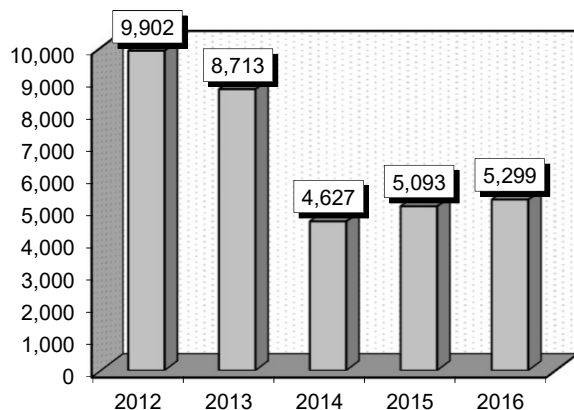
## Hypertension (00599)

**Diagnoses:** that frequently accompanied Hypertension were: 1) Unspecified essential hypertension (4019), 2) Other and unspecified hyperlipidemia (2724), 3) Diabetes mellitus without mention of complication, type II or unspecified type, not stated as uncontrolled (25000), 4) Unspecified acquired hypothyroidism (2449), 5) Tobacco use disorder (3051), 6) Obesity, unspecified (27800), 7) Pure hypercholesterolemia (2720), 8) Coronary atherosclerosis of native coronary artery (41401), 9) Long-term (current) use of other medications (V5869), 10) Personal history of transient ischemic attack (TIA), and cerebral infarction without residual deficits (V1254).

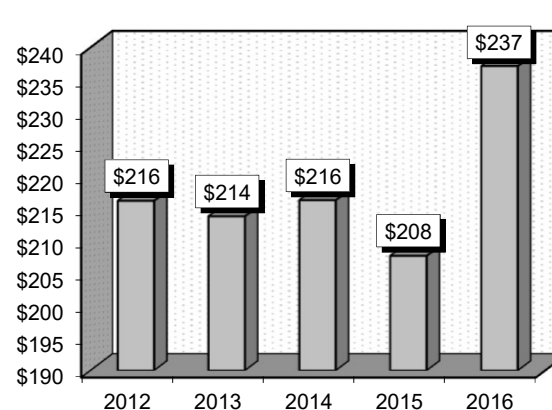
**Definitions:** **Hypertension:** High blood pressure. **Hyperlipidemia:** An abnormally high concentration of fats or lipids in the blood. **Hypothyroidism:** Diminished production of thyroid hormone, leading to clinical manifestations of thyroid insufficiency, including low metabolic rate, tendency to gain weight, somnolence, and sometimes myxedema. **Hypercholesterolemia:** An abnormally high concentration of cholesterol in the blood. **Atherosclerosis:** The build up of a waxy plaque on the inside of blood vessels. **Cerebral infarction:** A type of ischemic stroke resulting from a blockage in the blood vessels supplying blood to the brain.

	2012		2013		2014		2015		2016	
Gender	Cases	Avg Bill	Cases	Avg Bill	Cases	Avg Bill	Cases	Avg Bill	Cases	Avg Bill
Male	4,571	\$216	4,061	\$213	2,214	\$216	2,420	\$205	2,495	\$232
Female	5,331	\$217	4,652	\$214	2,413	\$217	2,673	\$210	2,804	\$242
Age Group	Cases	Avg Bill	Cases	Avg Bill	Cases	Avg Bill	Cases	Avg Bill	Cases	Avg Bill
0-17	0	\$0	2	\$80	2	\$133	1	\$538	2	\$226
18-35	275	\$204	236	\$201	99	\$174	117	\$199	132	\$240
36-49	1,760	\$210	1,498	\$211	547	\$198	583	\$200	586	\$229
50-64	5,035	\$215	4,404	\$208	1,869	\$207	1,878	\$204	1,826	\$236
65+	2,832	\$223	2,573	\$227	2,110	\$232	2,514	\$213	2,753	\$240
Total	9,902	\$216	8,713	\$214	4,627	\$216	5,093	\$208	5,299	\$237

Patient Discharges (Cases)



Average Billed Charges (Avg Bill)





County / Hospital	2012		2013		2014		2015		2016	
	Cases	Avg Bill	Cases	Avg Bill	Cases	Avg Bill	Cases	Avg Bill	Cases	Avg Bill
<b>Clark</b>										
Centennial Hills	0	\$0	0	\$0	0	\$0	0	\$0	0	\$0
Desert Springs	0	\$0	0	\$0	0	\$0	0	\$0	0	\$0
Henderson Hospital	0	\$0	0	\$0	0	\$0	0	\$0	0	\$0
Mountain View	0	\$0	0	\$0	0	\$0	0	\$0	0	\$0
North Vista	0	\$0	0	\$0	0	\$0	0	\$0	1	\$2,056
Southern Hills	0	\$0	0	\$0	0	\$0	0	\$0	0	\$0
Spring Valley	0	\$0	0	\$0	0	\$0	0	\$0	0	\$0
St. Rose-Rose de Lima	0	\$0	0	\$0	0	\$0	0	\$0	0	\$0
St. Rose-San Martin	0	\$0	0	\$0	0	\$0	0	\$0	0	\$0
St. Rose-Siena	0	\$0	0	\$0	0	\$0	0	\$0	0	\$0
Summerlin	0	\$0	0	\$0	0	\$0	0	\$0	0	\$0
Sunrise	0	\$0	0	\$0	0	\$0	0	\$0	0	\$0
UMC	6,427	\$222	3,435	\$219	1	\$487	0	\$0	0	\$0
Valley	0	\$0	0	\$0	0	\$0	0	\$0	0	\$0
<b>Total</b>	<b>6,427</b>	<b>\$222</b>	<b>3,435</b>	<b>\$219</b>	<b>1</b>	<b>\$487</b>	<b>0</b>	<b>\$0</b>	<b>1</b>	<b>\$2,056</b>
<b>Washoe</b>										
Carson Tahoe	24	\$507	24	\$445	29	\$551	106	\$325	193	\$335
Northern Nevada	0	\$0	0	\$0	0	\$0	0	\$0	0	\$0
Renown Regional	517	\$227	2,211	\$220	1,773	\$229	1,746	\$236	1,892	\$259
Renown S. Meadows	0	\$0	0	\$0	0	\$0	0	\$0	0	\$0
Saint Mary's	0	\$0	0	\$0	0	\$0	0	\$0	1	\$531
Sierra Surgery	0	\$0	0	\$0	0	\$0	0	\$0	0	\$0
<b>Total</b>	<b>541</b>	<b>\$240</b>	<b>2,235</b>	<b>\$222</b>	<b>1,802</b>	<b>\$234</b>	<b>1,852</b>	<b>\$241</b>	<b>2,086</b>	<b>\$266</b>
<b>Rural</b>										
Battle Mountain	0	\$0	0	\$0	0	\$0	0	\$0	0	\$0
Boulder City	0	\$0	0	\$0	0	\$0	0	\$0	0	\$0
Carson Valley	1,084	\$287	1,066	\$293	1,005	\$314	812	\$330	949	\$347
Churchill	0	\$0	0	\$0	0	\$0	0	\$0	0	\$0
Desert View	0	\$0	0	\$0	0	\$0	0	\$0	0	\$0
Grover C. Dils	0	\$0	0	\$0	0	\$0	0	\$0	0	\$0
Humboldt	1,499	\$155	1,519	\$149	1,251	\$147	1,086	\$158	1,257	\$188
Incline Village	3	\$133	0	\$0	0	\$0	0	\$0	0	\$0
Mesa View	0	\$0	0	\$0	0	\$0	0	\$0	0	\$0
Mount Grant	0	\$0	0	\$0	0	\$0	1,170	\$125	840	\$129
Northeastern	0	\$0	0	\$0	0	\$0	0	\$0	0	\$0
Nye	0	\$0	126	\$260	0	\$0	0	\$0	0	\$0
Pershing	343	\$128	332	\$135	142	\$145	173	\$148	166	\$151
South Lyon	5	\$108	0	\$0	426	\$140	0	\$0	0	\$0
William Bee Ririe	0	\$0	0	\$0	0	\$0	0	\$0	0	\$0
<b>Total</b>	<b>2,934</b>	<b>\$201</b>	<b>3,043</b>	<b>\$202</b>	<b>2,824</b>	<b>\$205</b>	<b>3,241</b>	<b>\$189</b>	<b>3,212</b>	<b>\$218</b>
<b>All Counties</b>	<b>9,902</b>	<b>\$216</b>	<b>8,713</b>	<b>\$214</b>	<b>4,627</b>	<b>\$216</b>	<b>5,093</b>	<b>\$208</b>	<b>5,299</b>	<b>\$237</b>

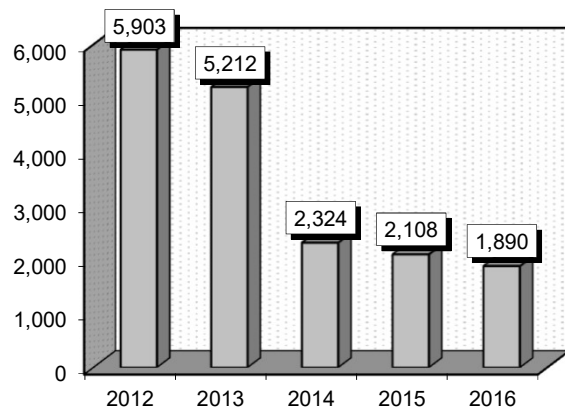
### Diabetes Without Complications (00713)

**Diagnoses:** that frequently accompanied Diabetes Without Complications were: 1) Unspecified essential hypertension (4019), 2) Other and unspecified hyperlipidemia (2724), 3) Long-term (current) use of insulin (V5867), 4) Unspecified acquired hypothyroidism (2449), 5) Pure hypercholesterolemia (2720), 6) Obesity, unspecified (27800), 7) Chronic kidney disease, unspecified (5859), 8) Unspecified vitamin D deficiency (2689), 9) Tobacco use disorder (3051), 10) Coronary atherosclerosis of native coronary artery (41401), 11) Asthma, unspecified type, unspecified (49390).

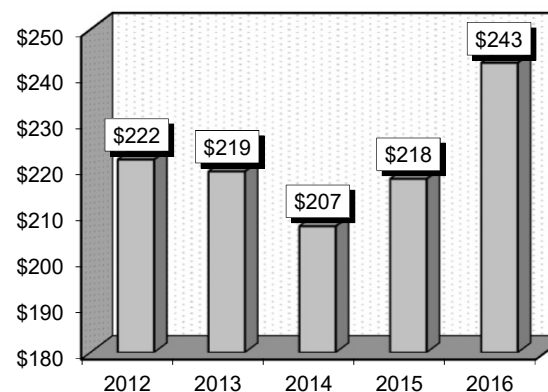
**Definitions:** **Hyperlipidemia:** An abnormally high concentration of fats or lipids in the blood. **Hypothyroidism:** Diminished production of thyroid hormone, leading to clinical manifestations of thyroid insufficiency, including low metabolic rate, tendency to gain weight, somnolence, and sometimes myxedema. **Hypercholesterolemia:** An abnormally high concentration of cholesterol in the blood. **Atherosclerosis:** The build up of a waxy plaque on the inside of blood vessels.

	2012		2013		2014		2015		2016	
Gender	Cases	Avg Bill	Cases	Avg Bill	Cases	Avg Bill	Cases	Avg Bill	Cases	Avg Bill
Male	2,904	\$222	2,505	\$218	1,127	\$207	1,025	\$214	893	\$245
Female	2,999	\$222	2,707	\$221	1,197	\$208	1,083	\$222	997	\$240
Age Group	Cases	Avg Bill	Cases	Avg Bill	Cases	Avg Bill	Cases	Avg Bill	Cases	Avg Bill
0-17	3	\$195	4	\$187	3	\$124	5	\$167	2	\$227
18-35	262	\$222	247	\$226	79	\$219	95	\$224	88	\$268
36-49	1,231	\$234	1,158	\$226	398	\$219	338	\$216	245	\$240
50-64	3,238	\$225	2,788	\$222	1,104	\$214	992	\$224	839	\$237
65+	1,169	\$202	1,015	\$204	740	\$191	678	\$209	716	\$248
Total	5,903	\$222	5,212	\$219	2,324	\$207	2,108	\$218	1,890	\$243

Patient Discharges (Cases)



Average Billed Charges (Avg Bill)



County / Hospital	2012		2013		2014		2015		2016	
	Cases	Avg Bill	Cases	Avg Bill	Cases	Avg Bill	Cases	Avg Bill	Cases	Avg Bill
<b>Clark</b>										
Centennial Hills	0	\$0	0	\$0	0	\$0	0	\$0	0	\$0
Desert Springs	0	\$0	2	\$657	0	\$0	1	\$1,129	0	\$0
Henderson Hospital	0	\$0	0	\$0	0	\$0	0	\$0	0	\$0
Mountain View	0	\$0	0	\$0	0	\$0	0	\$0	1	\$714
North Vista	0	\$0	0	\$0	0	\$0	0	\$0	0	\$0
Southern Hills	0	\$0	0	\$0	0	\$0	0	\$0	0	\$0
Spring Valley	0	\$0	0	\$0	0	\$0	0	\$0	0	\$0
St. Rose-Rose de Lima	1	\$541	0	\$0	0	\$0	0	\$0	0	\$0
St. Rose-San Martin	0	\$0	0	\$0	0	\$0	0	\$0	1	\$884
St. Rose-Siena	0	\$0	0	\$0	0	\$0	0	\$0	0	\$0
Summerlin	0	\$0	0	\$0	1	\$600	0	\$0	0	\$0
Sunrise	0	\$0	0	\$0	0	\$0	0	\$0	0	\$0
UMC	3,862	\$239	1,885	\$230	0	\$0	0	\$0	0	\$0
Valley	0	\$0	0	\$0	0	\$0	1	\$1,065	1	\$3,806
<b>Total</b>	<b>3,863</b>	<b>\$239</b>	<b>1,887</b>	<b>\$231</b>	<b>1</b>	<b>\$600</b>	<b>2</b>	<b>\$1,097</b>	<b>3</b>	<b>\$1,801</b>
<b>Washoe</b>										
Carson Tahoe	1	\$219	3	\$339	2	\$242	12	\$331	37	\$326
Northern Nevada	0	\$0	0	\$0	0	\$0	0	\$0	0	\$0
Renown Regional	679	\$228	2,089	\$233	1,183	\$242	966	\$257	827	\$277
Renown S. Meadows	0	\$0	0	\$0	0	\$0	0	\$0	0	\$0
Saint Mary's	0	\$0	0	\$0	0	\$0	1	\$361	3	\$299
Sierra Surgery	0	\$0	0	\$0	0	\$0	0	\$0	0	\$0
<b>Total</b>	<b>680</b>	<b>\$228</b>	<b>2,092</b>	<b>\$233</b>	<b>1,185</b>	<b>\$242</b>	<b>979</b>	<b>\$258</b>	<b>867</b>	<b>\$279</b>
<b>Rural</b>										
Battle Mountain	0	\$0	0	\$0	0	\$0	0	\$0	0	\$0
Boulder City	0	\$0	0	\$0	0	\$0	0	\$0	0	\$0
Carson Valley	222	\$297	224	\$296	175	\$307	184	\$325	240	\$362
Churchill	0	\$0	0	\$0	0	\$0	0	\$0	0	\$0
Desert View	0	\$0	0	\$0	0	\$0	0	\$0	0	\$0
Grover C. Dils	0	\$0	0	\$0	0	\$0	0	\$0	0	\$0
Humboldt	773	\$153	833	\$149	586	\$152	625	\$163	436	\$172
Incline Village	1	\$65	0	\$0	0	\$0	0	\$0	0	\$0
Mesa View	0	\$0	0	\$0	0	\$0	0	\$0	1	\$675
Mount Grant	0	\$0	0	\$0	0	\$0	251	\$126	188	\$132
Northeastern	4	\$43	0	\$0	0	\$0	2	\$54	0	\$0
Nye	0	\$0	33	\$287	0	\$0	0	\$0	0	\$0
Pershing	335	\$134	143	\$139	67	\$153	65	\$159	155	\$152
South Lyon	25	\$110	0	\$0	310	\$133	0	\$0	0	\$0
William Bee Ririe	0	\$0	0	\$0	0	\$0	0	\$0	0	\$0
<b>Total</b>	<b>1,360</b>	<b>\$171</b>	<b>1,233</b>	<b>\$178</b>	<b>1,138</b>	<b>\$171</b>	<b>1,127</b>	<b>\$181</b>	<b>1,020</b>	<b>\$207</b>
<b>All Counties</b>	<b>5,903</b>	<b>\$222</b>	<b>5,212</b>	<b>\$219</b>	<b>2,324</b>	<b>\$207</b>	<b>2,108</b>	<b>\$218</b>	<b>1,890</b>	<b>\$243</b>

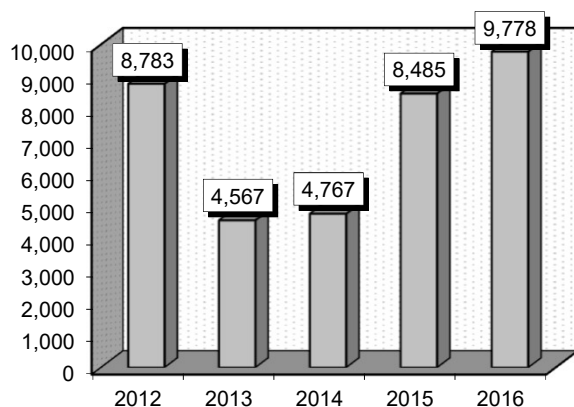
### Other Aftercare & Convalescence (00872)

**Diagnoses:** that frequently accompanied Other Aftercare & Convalescence were: 1) Follow-up examination, following radiotherapy (V671), 2) Encounter for therapeutic drug monitoring (V5883), 3) Long-term (current) use of anticoagulants (V5861), 4) Other follow-up examination (V6759), 5) Atrial fibrillation (42731), 6) Unspecified acquired hypothyroidism (2449), 7) Cervicalgia (7231), 8) Arthropathy, unspecified, site unspecified (71690), 9) Asthma, unspecified type, unspecified (49390), 10) Anemia, unspecified (2859), 11) Fitting and adjustment of vascular catheter (V5881).

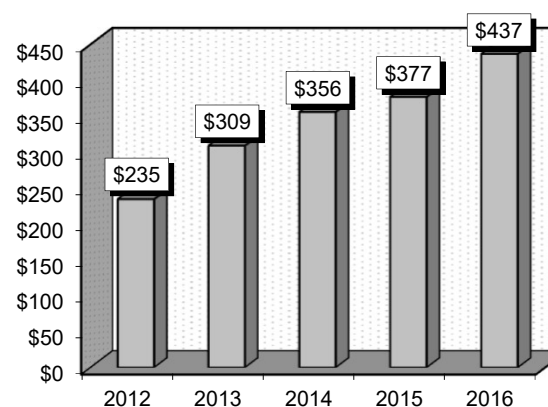
**Definitions:** **Anticoagulants:** Drugs that suppress, delay, or prevent blood clots. **Atrial fibrillation:** An irregular and often very fast heart rate. The heart's two upper chambers (the atria) beat chaotically and irregularly - out of coordination with the two lower chambers (the ventricles) of the heart. **Hypothyroidism:** Diminished production of thyroid hormone, leading to clinical manifestations of thyroid insufficiency, including low metabolic rate, tendency to gain weight, somnolence, and sometimes myxedema. **Arthropathy:** Any disease or abnormal condition affecting a joint.

	2012		2013		2014		2015		2016	
Gender	Cases	Avg Bill	Cases	Avg Bill	Cases	Avg Bill	Cases	Avg Bill	Cases	Avg Bill
Male	4,101	\$239	2,343	\$311	2,499	\$359	4,262	\$374	5,288	\$440
Female	4,682	\$231	2,224	\$308	2,268	\$352	4,223	\$380	4,490	\$434
Age Group	Cases	Avg Bill	Cases	Avg Bill	Cases	Avg Bill	Cases	Avg Bill	Cases	Avg Bill
0-17	139	\$224	140	\$244	178	\$410	207	\$625	643	\$822
18-35	578	\$243	185	\$414	193	\$387	314	\$520	400	\$620
36-49	1,991	\$227	464	\$302	486	\$376	641	\$391	699	\$476
50-64	4,023	\$228	1,283	\$297	1,485	\$337	1,948	\$372	2,122	\$433
65+	2,052	\$253	2,495	\$313	2,425	\$357	5,375	\$359	5,914	\$380
Total	8,783	\$235	4,567	\$309	4,767	\$356	8,485	\$377	9,778	\$437

Patient Discharges (Cases)



Average Billed Charges (Avg Bill)



County / Hospital	2012		2013		2014		2015		2016	
	Cases	Avg Bill	Cases	Avg Bill	Cases	Avg Bill	Cases	Avg Bill	Cases	Avg Bill
<b>Clark</b>										
Centennial Hills	3	\$886	0	\$0	0	\$0	0	\$0	0	\$0
Desert Springs	4	\$1,206	5	\$861	2	\$898	1	\$672	2	\$1,238
Henderson Hospital	0	\$0	0	\$0	0	\$0	0	\$0	0	\$0
Mountain View	5	\$358	0	\$0	1	\$418	0	\$0	5	\$1,138
North Vista	2	\$964	9	\$1,030	1	\$504	3	\$635	9	\$265
Southern Hills	0	\$0	1	\$1,938	1	\$818	2	\$1,576	0	\$0
Spring Valley	1	\$2,605	4	\$3,164	0	\$0	2	\$679	0	\$0
St. Rose-Rose de Lima	68	\$272	32	\$256	37	\$1,273	42	\$427	52	\$514
St. Rose-San Martin	21	\$226	40	\$293	37	\$350	43	\$425	41	\$563
St. Rose-Siena	0	\$0	0	\$0	0	\$0	6	\$1,314	0	\$0
Summerlin	8	\$1,238	0	\$0	1	\$863	2	\$962	0	\$0
Sunrise	3	\$520	7	\$1,063	2	\$909	2	\$2,327	0	\$0
UMC	274	\$336	178	\$367	220	\$548	408	\$874	1,173	\$970
Valley	6	\$1,322	4	\$1,298	1	\$1,212	2	\$1,065	0	\$0
<b>Total</b>	<b>395</b>	<b>\$376</b>	<b>280</b>	<b>\$450</b>	<b>303</b>	<b>\$620</b>	<b>513</b>	<b>\$812</b>	<b>1,282</b>	<b>\$934</b>
<b>Washoe</b>										
Carson Tahoe	29	\$254	64	\$138	28	\$264	153	\$286	130	\$309
Northern Nevada	1	\$325	0	\$0	0	\$0	0	\$0	0	\$0
Renown Regional	6,527	\$242	2,735	\$357	3,336	\$367	5,452	\$356	6,641	\$365
Renown S. Meadows	0	\$0	194	\$351	292	\$332	949	\$368	942	\$406
Saint Mary's	1,103	\$171	852	\$172	588	\$243	1,147	\$341	432	\$353
Sierra Surgery	0	\$0	0	\$0	0	\$0	0	\$0	0	\$0
<b>Total</b>	<b>7,660</b>	<b>\$232</b>	<b>3,845</b>	<b>\$312</b>	<b>4,244</b>	<b>\$347</b>	<b>7,701</b>	<b>\$354</b>	<b>8,145</b>	<b>\$369</b>
<b>Rural</b>										
Battle Mountain	33	\$156	87	\$159	42	\$148	5	\$226	1	\$117
Boulder City	0	\$0	0	\$0	0	\$0	0	\$0	0	\$0
Carson Valley	474	\$216	212	\$228	62	\$245	132	\$243	186	\$242
Churchill	5	\$335	2	\$237	2	\$200	4	\$429	2	\$316
Desert View	0	\$0	0	\$0	0	\$0	0	\$0	0	\$0
Grover C. Dils	0	\$0	0	\$0	0	\$0	0	\$0	0	\$0
Humboldt	134	\$149	118	\$164	92	\$155	71	\$184	80	\$203
Incline Village	12	\$123	0	\$0	0	\$0	0	\$0	3	\$311
Mesa View	2	\$481	4	\$235	0	\$0	0	\$0	1	\$1,141
Mount Grant	0	\$0	0	\$0	1	\$159	48	\$110	54	\$110
Northeastern	0	\$0	4	\$314	1	\$102	7	\$207	9	\$104
Nye	3	\$182	0	\$0	0	\$0	0	\$0	0	\$0
Pershing	47	\$79	10	\$85	3	\$111	3	\$185	14	\$126
South Lyon	17	\$207	4	\$154	16	\$117	0	\$0	0	\$0
William Bee Ririe	1	\$292	1	\$178	1	\$184	1	\$192	1	\$532
<b>Total</b>	<b>728</b>	<b>\$192</b>	<b>442</b>	<b>\$194</b>	<b>220</b>	<b>\$176</b>	<b>271</b>	<b>\$205</b>	<b>351</b>	<b>\$209</b>
<b>All Counties</b>	<b>8,783</b>	<b>\$235</b>	<b>4,567</b>	<b>\$309</b>	<b>4,767</b>	<b>\$356</b>	<b>8,485</b>	<b>\$377</b>	<b>9,778</b>	<b>\$437</b>

