FISCAL REPORT

Seventy-Eighth
Nevada Legislature



Fiscal Analysis Division
Legislative Counsel Bureau

March 2015

STATE OF NEVADA
LEGISLATIVE COUNSEL BUREAU

LEGISLATIVE COMMISSION (775) 684-6800
MARILYN K. KIRKPATRICK, *Assemblywoman*, *Chairman*
Rick Combs, *Director, Secretary*

CARSON CITY OFFICE:
Legislative Building, 401 S. Carson Street
Carson City, Nevada 89701-4747
Fax No.: (775) 684-6600
RICK COMBS, *Director* (775) 684-6800
BRENDA J. ERDOES, *Legislative Counsel* (775) 684-6830
PAUL V. TOWNSEND, *Legislative Auditor* (775) 684-6815
H. PEPPER STURM, *Interim Research Director* (775) 684-6825

INTERIM FINANCE COMMITTEE (775) 684-6821
Paul Anderson, *Assemblyman, Chairman*
Cindy Jones, *Fiscal Analyst*
Mark Krmpotic, *Fiscal Analyst*

LAS VEGAS OFFICE:
555 E. Washington Avenue, Room 4400
Las Vegas, Nevada 89101-1072
Fax No.: (702) 486-2810
MELISA R. AGUON, *Legislative Services Officer* (702) 486-2800

DATE: March 9, 2015

TO: Members of the 78th Legislature

FROM: Fiscal Analysis Division

SUBJECT: **2015-17 Nevada Legislative Fiscal Report**

The Legislative Fiscal Report, prepared by the Fiscal Analysis Division, is designed to provide you with a summary of the financial status of the state and the Governor's budget recommendations for the next biennium.

The report is divided into sections and includes historical revenue and expenditure trends, the revenue projections of the Economic Forum, an overview of taxes and the Governor's recommended appropriations for the upcoming biennium, including supplemental appropriations, restoration of fund balances and capital improvements. Budget summaries by each functional area of state government are included. The budget summaries will allow comparisons of the actual expenditures for Fiscal Year 2014, work program amounts in Fiscal Year 2015, and the Governor's recommendations in each year of the 2015-17 biennium.

This report contains general information, including the highlights of the various governmental functions. Emphasis is placed on changes and expansion or reductions of existing programs; therefore, this report should be used in conjunction with The Executive Budget in which more complete information is presented.

If you have questions on this material, feel free to contact us at any time.

TABLE OF CONTENTS

PAGE

SECTION I – GENERAL FUND HISTORICAL AND CURRENT PERSPECTIVE 1
GENERAL FUND REVENUE TRENDS
FY 1996 TO FY 2006 1
FY 2007 TO 2011 2
FY 2012 TO 2014 2
ECONOMIC FORUM FORECAST: FY 2015, FY 2016 AND FY 2017 2
GOVERNOR RECOMMENDS VERSUS ECONOMIC FORUM FORECAST: FY 2016 AND FY 2017 3
ECONOMIC FORUM'S DECEMBER 3, 2014, GENERAL FUND REVENUE FORECAST 5
GENERAL FUND REVENUE – ACTUAL BY SOURCE, FY 2014 15
GENERAL FUND APPROPRIATION TRENDS 16
TOTAL STATE BUDGET TRENDS 16
GENERAL FUND APPROPRIATIONS – LEGISLATURE APPROVED 2013-15 BIENNIUM 17

SECTION II – GENERAL FUND PROJECTED FUND BALANCE 19
ACCOUNT TO STABILIZE THE OPERATION OF STATE GOVERNMENT (NRS 353.288) 20
STATEMENT OF PROJECTED UNAPPROPRIATED GENERAL FUND BALANCE – FY 2015-17 22

SECTION III – TAX OVERVIEW 25
77TH LEGISLATIVE SESSION (2013) 25
28TH SPECIAL SESSION (2014) 26
ADJUSTMENTS TO THE ECONOMIC FORUM MAY 1, 2013, FORECAST 2013-15 BIENNIUM 27
ADJUSTMENTS TO THE DISTRIBUTIVE SCHOOL ACCOUNT 2013-15 BIENNIUM 30

SECTION IV – GENERAL FUND APPROPRIATIONS AND TOTAL BUDGET 31
EXPENDITURE CAP 31
2015-17 EXECUTIVE BUDGET 32
SOURCE OF FUNDS SUMMARY 33
GENERAL FUND APPROPRIATIONS – GOVERNOR RECOMMENDS, 2015-17 BIENNIUM 37
GENERAL FUND SUPPLEMENTAL APPROPRIATIONS 38
GENERAL FUND ONE-SHOT AND SPECIAL APPROPRIATIONS 40
HIGHWAY FUND SUPPLEMENTAL APPROPRIATIONS 41
HIGHWAY FUND ONE-SHOT AND SPECIAL APPROPRIATIONS 42
GENERAL FUND APPROPRIATIONS TO RESTORE FUND BALANCES 43
CAPITAL IMPROVEMENT PROGRAM 45
GOVERNOR'S RECOMMENDED CIP PROGRAM, 2015-17 BIENNIUM 48
POSITION SUMMARY 53
GOVERNOR RECOMMENDS POSITION COUNT 55

SECTION V – GOVERNOR'S RECOMMENDATIONS BY FUNCTION 57
ELECTED OFFICIALS 57
OFFICE OF THE GOVERNOR 57
MANSION MAINTENANCE 58
WASHINGTON OFFICE 58
GOVERNOR'S OFFICE OF ENERGY 58
ENERGY CONSERVATION 58
RENEWABLE ENERGY FUND 59
RENEWABLE ENERGY, EFFICIENCY, AND CONSERVATION LOAN 59

PAGE

OFFICE OF SCIENCE, INNOVATION AND TECHNOLOGY 60
HIGH LEVEL NUCLEAR WASTE 60
ATTORNEY GENERAL 61
SECRETARY OF STATE 62
HELP AMERICA VOTE ACT ELECTION REFORM 64
STATE TREASURER 64
COLLEGE SAVINGS TRUST 65
MILLENNIUM SCHOLARSHIP ADMINISTRATION 65
UNCLAIMED PROPERTY 66
STATE CONTROLLER 66
COMMISSION ON ETHICS 67
LEGISLATIVE BRANCH 67
JUDICIAL BRANCH 67
SOURCE OF FUNDS SUMMARY FOR ELECTED OFFICIALS 71
SOURCE OF FUNDS SUMMARY FOR LEGISLATIVE BRANCH AND JUDICIAL BRANCH 75

FINANCE AND ADMINISTRATION 79
DEPARTMENT OF ADMINISTRATION 79
BUDGET AND PLANNING DIVISION 79
INTERNAL AUDITS DIVISION 81
SPECIAL APPROPRIATIONS 82
DIVISION OF HUMAN RESOURCE MANAGEMENT 82
ENTERPRISE INFORMATION TECHNOLOGY SERVICES 83
OFFICE OF THE CHIEF INFORMATION OFFICER 83
DEPARTMENT OF PUBLIC SAFETY IT CONSOLIDATION 83
CLIENT SERVICES UNIT 84
DEVELOPMENT UNIT 84
COMPUTING UNIT 84
COMMUNICATIONS UNIT 85
INFORMATION SECURITY UNIT 85
ADMINISTRATIVE SERVICES DIVISION 85
STATE PUBLIC WORKS DIVISION 86
INSURANCE AND LOSS PREVENTION DIVISION 87
FLEET SERVICES DIVISION 88
DEPARTMENT OF TAXATION 89
SOURCE OF FUNDS SUMMARY FOR FINANCE AND ADMINISTRATION 91

EDUCATION 97
EDUCATION (K-12) 97
DISTRIBUTIVE SCHOOL ACCOUNT 97
NEVADA PLAN 98
DISTRIBUTIVE SCHOOL ACCOUNT – SUMMARY FOR 2015-17 BIENNIUM 101
BASIC SUPPORT PER PUPIL 102
ENROLLMENT 102
POSITIONS AND SALARIES 102
FRINGE BENEFIT ADJUSTMENTS 103
SUPPLEMENTAL APPROPRIATIONS 103
TEXTBOOK FUNDING 103

PAGE

SPECIAL EDUCATION 104
CLASS SIZE REDUCTION PROGRAM 104
OTHER STATE EDUCATION PROGRAMS 105
EARLY CHILDHOOD EDUCATION PROGRAM 106
ADULT HIGH SCHOOL DIPLOMA PROGRAM 107
SCHOOL REMEDIATION TRUST FUND 107
STATE SUPPLEMENTAL SCHOOL SUPPORT ACCOUNT 107
REGIONAL PROFESSIONAL DEVELOPMENT PROGRAM 107
FUNDING FOR ENGLISH LANGUAGE LEARNER 108
SPECIAL EDUCATION CONTINGENCY ACCOUNT 108
FUNDING FOR VICTORY SCHOOL GRANT PROGRAM 108
FULL-DAY KINDERGARTEN PROGRAM 108
FUNDING FOR KINDERGARTEN CLASS-SIZE REDUCTION 109
PROFESSIONAL DEVELOPMENT PROGRAMS 109
INCENTIVES FOR LICENSED EDUCATIONAL PERSONNEL 109
DEPARTMENT OF EDUCATION 110
DEPARTMENT-WIDE 111
EDUCATIONAL TRUST ACCOUNT 111
OFFICE OF THE SUPERINTENDENT 111
DISTRICT SUPPORT SERVICES 112
STANDARDS AND INSTRUCTIONAL SUPPORT 112
DEPARTMENT SUPPORT SERVICES 112
ASSESSMENTS AND ACCOUNTABILITY 112
EDUCATOR LICENSURE 113
EDUCATOR EFFECTIVENESS 113
GEAR UP 113
OFFICE OF PARENTAL INVOLVEMENT AND FAMILY ENGAGEMENT 114
OFFICE OF EARLY LEARNING AND DEVELOPMENT 114
STUDENT AND SCHOOL SUPPORT 114
LITERACY PROGRAM 115
DATA SYSTEMS MANAGEMENT 115
STATE PUBLIC CHARTER SCHOOL AUTHORITY 115
NEVADA SYSTEM OF HIGHER EDUCATION 116
GOVERNOR RECOMMENDS 9.3 PERCENT GENERAL FUND INCREASE 116
FUNDING FORMULA & PERFORMANCE FUNDING POOL FOR INSTRUCTIONAL BUDGETS 117
BUDGETING OF STUDENT-DERIVED REVENUES 121
APPROVED STUDENT REGISTRATION FEE AND NON-RESIDENT TUITION LEVELS 121
EDUCATION FOR DEPENDENT CHILDREN 123
MEDICAL EDUCATION EXPANSION 123
UNLV LAW SCHOOL 123
DESERT RESEARCH INSTITUTE FUNDING FORMULA 124
ADJUSTED BASE 124
CAPITAL IMPROVEMENTS 124
NSHE RELATED ITEMS 125
WESTERN INTERSTATE COMMISSION FOR HIGHER EDUCATION 126
SOURCE OF FUNDS SUMMARY FOR EDUCATION 127

PAGE
COMMERCE AND INDUSTRY 135
DEPARTMENT OF AGRICULTURE 135
ADMINISTRATION DIVISION 135
PLANT INDUSTRY DIVISION 136
ANIMAL INDUSTRY DIVISION 136
FOOD AND NUTRITION DIVISION 136
COMMISSION ON MINERAL RESOURCES 137
DIVISION OF MINERALS 137
GAMING CONTROL BOARD 137
PUBLIC UTILITIES COMMISSION 138
DEPARTMENT OF BUSINESS AND INDUSTRY 139
ADMINISTRATION 139
DIVISION OF INSURANCE 140
DIVISION OF INDUSTRIAL RELATIONS 140
HOUSING DIVISION 141
WEATHERIZATION 141
REAL ESTATE DIVISION 142
COMMON-INTEREST COMMUNITIES 142
ATHLETIC COMMISSION 142
TAXICAB AUTHORITY 143
OFFICE OF THE LABOR COMMISSIONER 143
NEVADA ATTORNEY FOR INJURED WORKERS 144
MANUFACTURED HOUSING DIVISION 144
MORTGAGE LENDING DIVISION 145
ECONOMIC DEVELOPMENT 145
GOVERNOR'S OFFICE OF ECONOMIC DEVELOPMENT 146
NEVADA FILM OFFICE 146
RURAL COMMUNITY DEVELOPMENT 147
PROCUREMENT OUTREACH PROGRAM 147
CATALYST FUND 148
NEVADA STATE SMALL BUSINESS CREDIT INITIATIVE 148
KNOWLEDGE FUND 148
DEPARTMENT OF TOURISM AND CULTURAL AFFAIRS 149
DIVISION OF TOURISM 149
NEVADA MAGAZINE 150
NEVADA INDIAN COMMISSION 151
DIVISION OF MUSEUMS AND HISTORY 151
NEVADA ARTS COUNCIL 152
SOURCE OF FUNDS SUMMARY FOR COMMERCE AND INDUSTRY 153

HUMAN SERVICES 163
DEPARTMENT OF HEALTH AND HUMAN SERVICES 163
DIRECTOR'S OFFICE 163
ADMINISTRATION 163
UPPER PAYMENT LIMIT HOLDING ACCOUNT 163
GRANTS MANAGEMENT UNIT 164
FUND FOR HEALTHY NEVADA 164
CONSUMER HEALTH ASSISTANCE 166

PAGE

INDIGENT HOSPITAL CARE 166
IDEA-PART C COMPLIANCE 167
AGING AND DISABILITY SERVICES DIVISION 167
SENIOR RX AND DISABILITY RX PROGRAMS 168
FEDERAL PROGRAMS AND ADMINISTRATION 168
HOME AND COMMUNITY BASED SERVICES 169
EARLY INTERVENTION SERVICES 170
FAMILY PRESERVATION PROGRAM 170
DEVELOPMENTAL SERVICES 170
DIVISION OF HEALTH CARE FINANCING AND POLICY 171
INTERGOVERNMENTAL TRANSFER PROGRAM 171
ADMINISTRATION 174
INCREASED QUALITY OF NURSING CARE 175
NEVADA CHECK UP 176
NEVADA MEDICAID 177
DIVISION OF PUBLIC AND BEHAVIORAL HEALTH 181
OFFICE OF HEALTH ADMINISTRATION 181
CHILD CARE SERVICES 181
IMMUNIZATION PROGRAM 182
COMMUNICABLE DISEASES 183
HEALTH FACILITIES HOSPITAL LICENSING 184
PUBLIC HEALTH PREPAREDNESS PROGRAM 185
BIOSTATISTICS AND EPIDEMIOLOGY 185
CHRONIC DISEASE 186
MATERNAL AND CHILD HEALTH SERVICES 186
MARIJUANA HEALTH REGISTRY PROGRAM 187
BEHAVIORAL HEALTH 187
BEHVIORAL HEALTH ADMINISTRATION/INFORMATION SYSTEM 188
BEHAVIORAL HEALTH PREVENTION AND TREATMENT 188
RURAL CLINICS PROGRAM 189
NORTHERN NEVADA ADULT MENTAL HEALTH SERVICES 189
SOUTHERN NEVADA ADULT MENTAL HEALTH SERVICES 190
FACILITY FOR THE MENTAL OFFENDER – LAKE'S CROSSING CENTER 191
CAPITAL IMPROVEMENT PROJECTS 191
DIVISION OF WELFARE AND SUPPORTIVE SERVICES 191
WELFARE ADMINISTRATION 192
TEMPORARY ASSISTANCE FOR NEEDY FAMILIES 192
ASSISTANCE TO AGED AND BLIND 194
FIELD SERVICES 194
CHILD SUPPORT ENFORCEMENT PROGRAM 194
CHILD ASSISTANCE AND DEVELOPMENT 195
ENERGY ASSISTANCE PROGRAM 195
DIVISION OF CHILD AND FAMILY SERVICES 196
CHILDREN, YOUTH AND FAMILY ADMINISTRATION 196
UNITY/SACWIS 196
URBAN CHILD WELFARE 197
WASHOE COUNTY CHILD WELFARE 197
CLARK COUNTY CHILD WELFARE 198

PAGE

RURAL CHILD WELFARE 198
COMMUNITY JUVENILE JUSTICE PROGRAMS 199
JUVENILE CORRECTIONAL FACILITY 199
CALIENTE YOUTH CENTER 199
NEVADA YOUTH TRAINING CENTER 200
YOUTH PAROLE SERVICES 200
NORTHERN NEVADA CHILD AND ADOLESCENT SERVICES 200
SOUTHERN NEVADA CHILD AND ADOLESCENT SERVICES 200
DEPARTMENT OF EMPLOYMENT, TRAINING AND REHABILITATION 201
REHABILITATION DIVISION 202
EMPLOYMENT SECURITY DIVISION 203
NEVADA EQUAL RIGHTS COMMISSION 203
DETR ADMINISTRATION SERVICES 204
INFORMATION DEVELOPMENT AND PROCESSING 204
SOURCE OF FUNDS SUMMARY FOR HUMAN SERVICES 207

PUBLIC SAFETY 221
PEACE OFFICERS' STANDARDS AND TRAINING COMMISSION 221
DEPARTMENT OF CORRECTIONS 221
INMATE POPULATION 222
FACILITY CAPACITY 222
NEW POSITIONS 222
OTHER FUNDING RECOMMENDATIONS 223
CAPITAL IMPROVEMENT PROJECTS 224
DEPARTMENT OF MOTOR VEHICLES 224
SUPPLEMENTAL APPROPRIATIONS 225
ADMINISTRATION CAP 225
SYSTEM MODERNIZATION 226
DIRECTOR'S OFFICE 226
OFFICE OF ADMINISTRATIVE HEARINGS 226
AUTOMATION UNIT 227
COMPLIANCE ENFORCEMENT DIVISION 227
MOTOR VEHICLE POLLUTION CONTROL 228
LICENSE PLATE FACTORY 228
FIELD SERVICES DIVISION 229
MANAGEMENT SERVICES AND PROGRAMS DIVISION 230
DEPARTMENT OF PUBLIC SAFETY 230
DIRECTOR'S OFFICE 230
NEVADA HIGHWAY PATROL 231
DIVISION OF PAROLE AND PROBATION 231
DIVISION OF INVESTIGATIONS 233
EMERGENCY MANAGEMENT DIVISION 233
GENERAL SERVICES DIVISION 234
CAPITOL POLICE 235
JUSTICE ASSISTANCE ACT 235
PAROLE BOARD 235
SOURCE OF FUNDS SUMMARY FOR PUBLIC SAFETY 237

PAGE
INFRASTRUCTURE 247
COLORADO RIVER COMMISSION 247
TAHOE REGIONAL PLANNING AGENCY 249
DEPARTMENT OF CONSERVATION AND NATURAL RESOURCES 249
DEPARTMENT OF CONSERVATION AND NATURAL RESOURCES BOND PROGRAMS 250
SAGEBRUSH ECOSYSTEM PROGRAM 251
STATE HISTORIC PRESERVATION OFFICE 251
ADMINISTRATION 251
CONSERVATION DISTRICTS PROGRAM 252
DIVISION OF STATE PARKS 253
DIVISION OF WATER RESOURCES 253
DIVISION OF FORESTRY 254
FOREST FIRE SUPPRESSION 255
FORESTRY CONSERVATION CAMPS 256
FORESTRY INTER-GOVERNMENTAL AGREEMENTS 256
FORESTRY WILDLIFE FIRE PROTECTION PROGRAM 257
DIVISION OF STATE LANDS 258
NEVADA NATURAL HERITAGE PROGRAM 258
DIVISION OF ENVIRONMENTAL PROTECTION 258
CAPITAL IMPROVEMENT PROJECTS 259
DEPARTMENT OF WILDLIFE 259
NEVADA DEPARTMENT OF TRANSPORTATION 260
SOURCE OF FUNDS SUMMARY FOR INFRASTRUCTURE 263

SPECIAL PURPOSE AGENCIES 269
PUBLIC EMPLOYEES' RETIREMENT SYSTEM 269
PUBLIC EMPLOYEES' BENEFITS PROGRAM 270
PLAN REVENUES 270
PLAN OPERATING EXPENDITURES 271
PLAN OPERATING RESERVES 271
PLAN DESIGN 271
STATE RETIRED EMPLOYEE GROUP INSURANCE CONTRIBUTION 272
STATE ACTIVE EMPLOYEES' GROUP INSURANCE CONTRIBUTION 273
PLAN INFLATION ADJUSTMENTS 274
STATE ACTIVE AND RETIREE CASELOAD CHANGES 275
NON-STATE ACTIVES AND RETIREES 275
TRICARE-ELIGIBLE RETIREE BENEFIT CHANGE 275
DEFERRED COMPENSATION COMMITTEE 276
OFFICE OF THE MILITARY 276
CARLIN ARMORY/READINESS CENTER 277
MILITARY PATRIOT RELIEF FUND 278
DEPARTMENT OF VETERANS' SERVICES 278
OFFICE OF VETERANS' SERVICES 278
VETERANS' HOME 278
SILVER STATE HEALTH INSURANCE EXCHANGE 279
SOURCE OF FUNDS SUMMARY FOR SPECIAL PURPOSE AGENCIES 281

APPENDIX
REPORT OF THE STATE OF NEVADA ECONOMIC FORUM, DECEMBER 3, 2014 285

SECTION I

GENERAL FUND
HISTORICAL AND CURRENT PERSPECTIVE

This section contains a historical review of actual State General Fund revenues and the Economic Forum's December 3, 2014, forecasts for the 2015-17 biennium. The Economic Forum's forecasts for Fiscal Year (FY) 2016 and FY 2017 of the 2015-17 biennium reflect the sunset of tax changes approved during the 77th Regular Session (2013) for FY 2016 and FY 2017. This section also provides a comparison of the General Fund revenue amounts for FY 2016 and FY 2017 from the Governor's recommended revenue enhancements included in The Executive Budget compared to the Economic Forum forecast. A presentation on General Fund operating appropriations including the amounts approved by the Legislature for the 2013-15 biennium during the 77th Regular Session is provided after the section on General Fund revenue.

GENERAL FUND REVENUE TRENDS

FY 1996 TO FY 2006

General Fund revenues were approximately $1.83 billion in FY 2003, a 41.4 percent increase over FY 1996 revenues. The average annual growth rate over those eight years was 5.1 percent. Given the state's robust population growth, per capita revenues grew at only a 0.6 percent average annual rate over this eight-year period. Furthermore, inflation-adjusted per capita revenues actually declined at an annual average rate of 1.7 percent per year over this period. Thus, while the state's revenues were experiencing positive gains, those gains were not keeping pace with inflation and the state's rapid population growth and the attendant increase in demand for government services.

In response to the downward trend in inflation-adjusted revenues per capita, the tax package approved during the 20th Special Session (2003) created new taxes in addition to increasing some of the existing levies. Information on the tax changes approved during the 20th Special Session is provided in the Revenue Reference Manual prepared by the Fiscal Analysis Division.

In FY 2004, the initial year of implementation of the 2003 tax plan, General Fund revenues increased 31.7 percent. The majority of this increase was attributable to the tax changes approved by the 2003 Legislature. However, due to stronger than anticipated economic activity, the actual growth in revenue was higher than the projections, which incorporated the estimated effects of the tax changes. General Fund revenues grew an additional 14.1 percent in FY 2005, the first year in which all the tax changes from 2003 were fully implemented. Again, the growth observed was attributable to the implementation of the tax measures, as well as strong and sustained economic activity. By FY 2006, the effects of the tax changes from 2003 were fully annualized; thus, the 11.5 percent growth in General Fund revenues over the prior year was due primarily to economic growth.

FY 2007 TO FY 2011

Beginning in late 2006 and early 2007, the fiscal environment began to change and due to already slowing national and state economic activity, total General Fund revenues peaked in FY 2007 at $3.15 billion. Although General Fund revenues increased by 2.8 percent in FY 2007, per capita revenues fell by 0.8 percent and inflation-adjusted per capita revenues in FY 2007 were 3.3 percent below the level in FY 2006.

As economic conditions continued to worsen through the end of calendar year 2007 and into 2008 through 2009, total General Fund revenues fell by 2.9 percent in FY 2008 and 10.3 percent in FY 2009. On an inflation-adjusted per capita basis, General Fund revenues decreased by 7.1 percent in FY 2008 and 10.7 percent in FY 2009 to levels below that observed in FY 2004 after the 2003 tax changes.

Actual total General Fund revenues increased by 9.8 percent in FY 2010 due to the revenue enhancements approved by the Legislature in the 2009 Session and 26th Special Session (2010). Total General Fund revenues increased by 5.6 percent in FY 2011, the second fiscal year of the biennium for which revenue enhancements approved by the Legislature in the 2009 Session and 26th Special Session were effective. Even after accounting for the impact of the revenue enhancements, inflation-adjusted per capita General Fund revenues in FY 2010 were still below the level recorded in FY 2008, while the inflation-adjusted per capita amount for FY 2011 was at the FY 2008 level.

FY 2012 TO FY 2014

The gains from the revenue enhancements approved during the 2009 Session and 26th Special Session were short-lived, however, as total General Fund revenues decreased by 2.9 percent in FY 2012 and fell 6.7 percent on an inflation-adjusted per capita basis.

The General Fund revenue situation did not improve over the next two fiscal years with FY 2013 increasing by only 1.6 percent and FY 2014 actually decreasing by 2.1 percent. On an inflation-adjusted per capita basis, General Fund revenue decreased by 1.8 percent in FY 2013 and 4.5 percent in FY 2014. The FY 2014 inflation-adjusted per capita amount was close to the level observed in FY 2001 and significantly below the prior peak level in FY 2006.

ECONOMIC FORUM FORECAST: FY 2015, FY 2016 AND FY 2017

Based on the Economic Forum's December 3, 2014, forecast, total General Fund revenues are projected to increase by 4.5 percent to $3.21 billion in FY 2015, decrease by 4.2 percent to $3.07 billion in FY 2016, and increase by 6.2 percent to $3.26 billion in FY 2017. Total projected General Fund revenues for the 2015-17 biennium of $6.33 billion are forecast to be 0.9 percent ($58.3 million) above the projected revenues for the 2013-15 biennium of $6.27 billion (amount includes FY 2014 actual collections and FY 2015 Economic Forum forecast), as shown in Table 1. The General Fund revenue forecast for the 2015-17 biennium is only $58.3 million above the 2013-15 biennium due to the sunset of tax changes approved by the Legislature during the 77th Regular Session. The revenue sources shaded in Table 1 are impacted by the sunset of legislative actions and information on these actions is provided in Section III – Tax Overview, of this report.

TABLE 1
GENERAL FUND REVENUE FORECAST FOR THE 2013-15 BIENNIUM AND 2015-17 BIENNIUM
Based on the Economic Forum December 3, 2014, Forecast for FY 2015, FY 2016, and FY 2017

Revenue Source (Millions of Dollars)	2013-2015 Biennium				2015-2017 Biennium			
	2013-2015 Biennium Forecast	% of Total	$ Difference from 2011-2013	% Change from 2011-2013	2015-2017 Biennium Forecast	% of Total	$ Difference from 2013-2015	% Change from 2013-2015
Sales Tax	$2,000.3	31.9%	$201.5	11.2%	$2,245.6	35.5%	$245.3	12.3%
Gaming Taxes	$1,435.7	22.9%	$38.7	2.8%	$1,502.8	23.7%	$67.1	4.7%
Modified Business Tax	$788.6	12.6%	$32.4	4.3%	$605.3	9.6%	-$183.4	-23.3%
Insurance Premium Taxes	$556.8	8.9%	$69.5	14.3%	$670.5	10.6%	$113.7	20.4%
Live Entertainment Tax	$305.7	4.9%	$31.3	11.4%	$319.5	5.0%	$13.8	4.5%
Cigarette Tax	$157.5	2.5%	-$8.5	-5.1%	$150.4	2.4%	-$7.1	-4.5%
Real Property Transfer Tax	$125.5	2.0%	$22.1	21.4%	$146.5	2.3%	$21.0	16.8%
Business License Fee	$146.6	2.3%	$12.8	9.5%	$82.5	1.3%	-$64.1	-43.7%
Governmental Services Tax	$125.2	2.0%	-$0.7	-0.6%	$0.0	0.0%	-$125.2	-100.0%
Mining Taxes/Fees	$55.2	0.9%	-$176.6	-76.2%	$31.1	0.5%	-$24.1	-43.6%
Other Taxes	$123.4	2.0%	$8.2	7.1%	$128.8	2.0%	$5.4	4.4%
All Other Revenue Sources	$451.9	7.2%	-$172.8	-27.7%	$447.7	7.1%	-$4.1	-0.9%
Total General Fund Revenue	$6,272.2		$57.9	0.9%	$6,330.6		$58.3	0.9%

Note: The sum of the individual components of the % of Total column may not equal 100% due to rounding.

The Economic Forum's forecast for FY 2017 of $3.26 billion, with the sunsets occurring, is actually above the prior peaks of $3.15 billion in FY 2007 and $3.18 billion in FY 2011, as can be seen in Chart 1 on page 5. However, in inflation-adjusted per capita terms, the Economic Forum's General Fund revenue forecasts for FY 2016 and FY 2017 continue the declining trend, primarily due to the sunsets, and are significantly below the FY 2006 peak amount, as shown in Chart 2 on page 5.

GOVERNOR RECOMMENDS VERSUS ECONOMIC FORUM FORECAST: FY 2016 AND FY 2017

The Executive Budget includes recommendations by the Governor to extend or make permanent the revenue actions approved by the 2013 Legislature that had sunset provisions as well as new revenue enhancements. A summary of the Governor's recommended revenue enhancements included in The Executive Budget are included on page 19 of Section II of this report.

Table 2 provides a comparison of the General Fund revenue for the 2015-17 biennium (FY 2016 and FY 2017) based on estimates for the revenue enhancements recommended by the Governor in The Executive Budget to the Economic Forum December 3, 2014, forecast. Based on the recommendations regarding the sunset revenue sources and new revenue enhancements, the Governor's recommended General Fund revenue estimate for the 2015-17 biennium is $7.44 billion compared to the Economic Forum forecast, based on the sunsets occurring in FY 2016 and FY 2017, of $6.33 billion.

As shown in Table 2, the revenue enhancements recommended by the Governor are estimated to generate approximately $1.11 billion in additional General Fund revenue for the 2015-17 biennium compared to the Economic Forum forecast. The revenue sources shaded in Table 2 are impacted by the recommendations included in The Executive Budget.

TABLE 2
GENERAL FUND REVENUE FORECAST FOR THE 2015-17 BIENNIUM
GOVERNOR RECOMMENDS VERSUS ECONOMIC FORUM FORECAST
Based on the Economic Forum December 3, 2014, Forecast for FY 2016, and FY 2017 and Governor Recommends
Based on Revenue Enhancement Estimates included in The Executive Budget for FY 2016 and FY 2017

Revenue Source (Millions of Dollars)	Economic Forum		Governor Recommends		
	2015-2017 Biennium Forecast	% of Total	2015-2017 Biennium Forecast	% of Total	$ Difference from the Forum
Sales Tax	$2,245.6	35.5%	$2,248.4	30.2%	$2.8
Gaming Taxes	$1,502.8	23.7%	$1,541.8	20.7%	$39.0
Modified Business Tax	$605.3	9.6%	$897.1	12.1%	$291.8
Insurance Premium Taxes	$670.5	10.6%	$670.5	9.0%	$0.0
Live Entertainment Tax	$319.5	5.0%	$319.5	4.3%	$0.0
Cigarette Tax	$150.4	2.4%	$228.7	3.1%	$78.3
Real Property Transfer Tax	$146.5	2.3%	$146.5	2.0%	$0.0
Business License Fee	$82.5	1.3%	$592.5	8.0%	$510.0
Governmental Services Tax	$0.0	0.0%	$127.0	1.7%	$127.0
Mining Taxes/Fees	$31.1	0.5%	$39.3	0.5%	$8.2
Other Taxes	$128.8	2.0%	$128.8	1.7%	$0.0
All Other Revenue Sources	$447.7	7.1%	$504.6	6.8%	$56.9
Total General Fund Revenue	$6,330.6		$7,444.5		$1,113.9

Note: The sum of the individual components of the % of Total column may not equal 100% due to rounding.

The estimates for FY 2016 of $3.62 billion and for FY 2017 of $3.82 billion, based on the estimates included in The Executive Budget are 14.9 percent and 21.3 percent above the prior FY 2007 peak amount of $3.15 billion, respectively. However, as shown in Chart 1, after adjusting for inflation, these projected amounts for FY 2016 and FY 2017 are comparable to the actual inflation-adjusted amounts observed in FY 2007. The Governor's recommended amount of $3.82 billion for FY 2017 translates into $3.48 billion in FY 1998 inflation-adjusted dollars, which is only 0.4 percent below the FY 2007 inflation-adjusted amount of $3.49 billion.

After accounting for both the growth in population and inflation, the Governor's recommended General Fund revenue amounts for FY 2016 and FY 2017 are comparable to the FY 2011 inflation-adjusted per capita amount, but still below the inflation-adjusted per capita peak amount recorded in FY 2006, as shown in Chart 2. The Governor's recommended estimate for FY 2017 of $3.82 billion equates to approximately $854 per person in inflated-adjusted FY 1998 dollars, which is 10 percent below the $948 in inflation-adjusted dollars per person recorded at the prior peak in FY 2006.

Although previously stated, it is important to note that the Economic Forum's forecasts for FY 2016 and FY 2017 are based on the sunsets to certain revenue sources actually occurring, based on the Legislative actions approved during the 77th Regular Session (2013). This is an important point to remember when comparing the results displayed in Chart 1 and Chart 2 for the Economic Forum's forecasts to the Governor recommended amounts for FY 2016 and FY 2017.

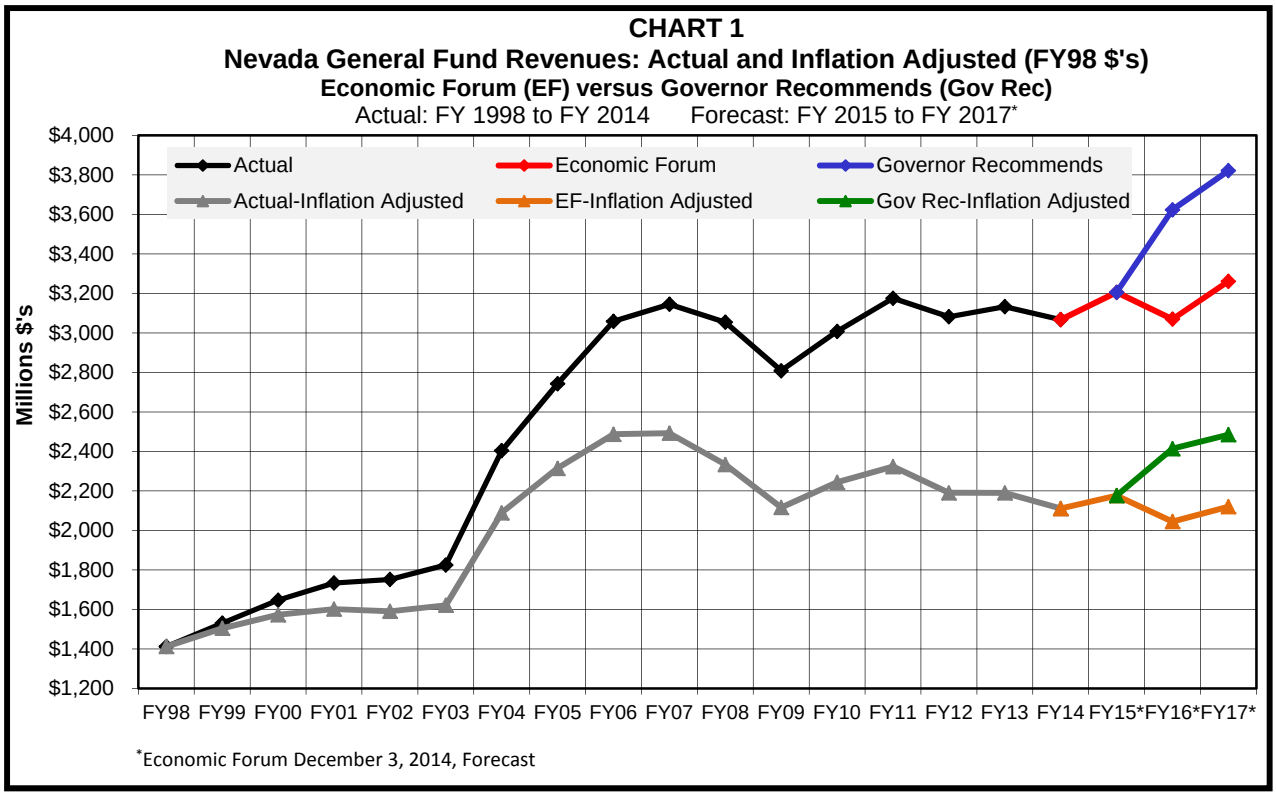

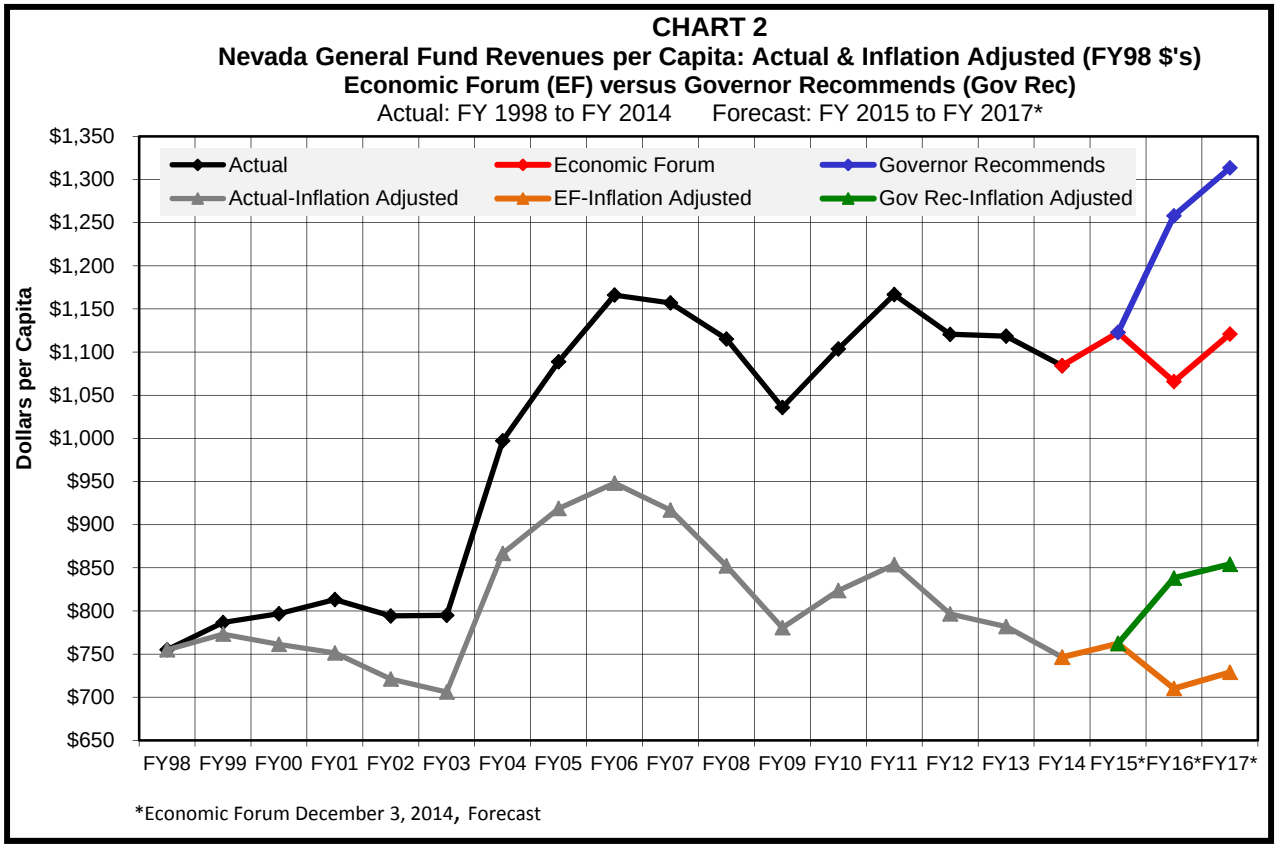

ECONOMIC FORUM'S DECEMBER 3, 2014, GENERAL FUND REVENUE FORECAST

The tables on the following pages present the General Fund revenue forecast by revenue source for FY 2015, FY 2016, and FY 2017 approved by the Economic Forum at the December 3, 2014, meeting.

GENERAL FUND REVENUES - ECONOMIC FORUM DECEMBER 3, 2014 FORECAST
ACTUAL: FY 2012 THROUGH FY 2014 AND FORECAST: FY 2015 THROUGH FY 2017
ECONOMIC FORUM'S FORECAST FOR FY 2015, FY 2016, AND FY 2017 APPROVED AT THE DECEMBER 3, 2014, MEETING

							ECONOMIC FORUM DECEMBER 3, 2014 FORECAST					
DESCRIPTION	FY 2012 ACTUAL	% Change	FY 2013 ACTUAL	% Change	FY 2014 ACTUAL	% Change	FY 2015 FORECAST	% Change	FY 2016 FORECAST	% Change	FY 2017 FORECAST	% Change
TAXES												
TOTAL MINING TAXES AND FEES [3-09][19/20-10][1/2/3-12][1/2-14]	$120,425,485	-7.1%	$111,339,623	-7.5%	$26,221,970	-76.4%	$28,973,000	10.5%	$65,000		$31,076,000	
TOTAL SALES AND USE TAX [1-04][1A/1B-09][1-10][4-12][3-14]	$875,596,070	6.0%	$923,198,845	5.4%	$967,706,171	4.8%	$1,032,597,500	6.7%	$1,090,418,700	5.6%	$1,155,136,400	5.9%
TOTAL GAMING TAXES [2/3-04][1-06][5-12]	$686,450,412	0.4%	$710,525,734	3.5%	$718,816,067	1.2%	$716,885,200	-0.3%	$735,616,200	2.6%	$767,138,900	4.3%
LIVE ENTERTAINMENT TAX [4a/4b-04][2-06]	$136,982,047	4.9%	$137,416,170	0.3%	$154,136,218	12.2%	$151,561,000	-1.7%	$156,780,000	3.4%	$162,711,000	3.8%
TOTAL INSURANCE TAXES [21-10][1-16]	$237,858,943	0.9%	$249,389,842	4.8%	$264,521,903	6.1%	$292,233,400	10.5%	$320,358,900	9.6%	$350,141,900	9.3%
MBT-NONFINANCIAL [10-04][5/6-06][2-10][6-12][4-14]	$348,943,337	-3.4%	$363,242,006	4.1%	$361,095,880	-0.6%	$379,528,000	5.1%	$270,420,000	-28.7%	$283,941,000	5.0%
MBT-FINANCIAL [11-04][5-06]	$20,717,296	0.8%	$23,368,075	12.8%	$23,789,898	1.8%	$24,218,000	1.8%	$24,969,000	3.1%	$25,943,000	3.9%
CIGARETTE TAX [6-04][2-09][3-10]	$82,974,853	-3.5%	$83,017,546	0.1%	$79,628,983	-4.1%	$77,846,500	-2.2%	$76,082,900	-2.3%	$74,270,400	-2.4%
REAL PROPERTY TRANSFER TAX [13-04][8-06]	$48,373,678	-6.2%	$54,989,831	13.7%	$60,047,457	9.2%	$65,405,000	8.9%	$70,402,000	7.6%	$76,064,000	8.0%
ROOM TAX [5-09][4-10]												
GOVERNMENTAL SERVICES TAX [5-10][5-14]	$62,358,153	1.3%	$63,503,131	1.8%	$62,267,322	-1.9%	$62,890,000	1.0%				
LIQUOR TAX [5-04][2-09][7-10]	$40,649,951	3.0%	$39,884,376	-1.9%	$41,838,536	4.9%	$42,614,000	1.9%	$43,470,000	2.0%	$44,330,000	2.0%
OTHER TOBACCO TAX [7-04][2-09][8-10]	$8,274,310	-17.6%	$10,348,437	25.1%	$11,620,286	12.3%	$11,540,000	-0.7%	$12,442,000	7.8%	$12,738,000	2.4%
HECC TRANSFER	$5,000,000		$5,000,000		$5,000,000		$5,000,000		$5,000,000		$5,000,000	
BUSINESS LICENSE FEE [8-04][3/4-06][6-10][7-12][6-14]	$64,790,426	19.0%	$69,010,685	6.5%	$72,166,482	4.6%	$74,401,000	3.1%	$40,750,000	-45.2%	$41,763,000	2.5%
BUSINESS LICENSE TAX [9-04]	$597	-95.6%	$2,941	393.0%	$2,814	-4.3%	$260	-90.7%				
BRANCH BANK EXCISE TAX [12-04][7-06]	$3,047,528	-0.9%	$2,996,521	-1.7%	$2,788,166	-7.0%	$3,027,300	8.6%	$2,913,400	-3.8%	$2,913,400	
TAX AMNESTY [22-10]												
TOTAL TAXES	$2,742,443,087	-2.5%	$2,847,233,762	3.8%	$2,851,648,150	0.2%	$2,968,720,160	4.1%	$2,849,688,100	-4.0%	$3,033,167,000	6.4%
LICENSES												
INSURANCE LICENSES	$15,646,219	-5.4%	$16,625,163	6.3%	$17,925,429	7.8%	$18,642,000	4.0%	$19,202,000	3.0%	$19,778,000	3.0%
MARRIAGE LICENSES	$404,472	-1.7%	$378,324	-6.5%	$371,684	-1.8%	$382,400	2.9%	$385,600	0.8%	$382,500	-0.8%
TOTAL SECRETARY OF STATE [14-04][9/23-10]	$93,679,582	-6.5%	$91,976,297	-1.8%	$94,922,982	3.2%	$96,631,200	1.8%	$98,233,500	1.7%	$100,000,400	1.8%
PRIVATE SCHOOL LICENSES [7-14]	$224,140	-5.8%	$247,504	10.4%	$284,569	15.0%	$285,000	0.2%	$290,000	1.8%	$295,000	1.7%
PRIVATE EMPLOYMENT AGENCY	$11,800	-12.6%	$11,700	-0.8%	$11,400	-2.6%	$11,400		$11,400		$11,300	-0.9%
TOTAL REAL ESTATE [15/16-04]	$4,009,255	69.2%	$3,411,539	-14.9%	$1,376,900	-59.6%	$1,440,500	4.6%	$3,703,300	157.1%	$3,237,300	-12.6%
ATHLETIC COMMISSION FEES [24-10]	$5,115,117	74.8%	$3,867,975	-24.4%	$5,334,498	37.9%	$5,777,000	8.3%	$5,503,000	-4.7%	$5,612,000	2.0%
TOTAL LICENSES	$119,090,583	-3.0%	$116,518,502	-2.2%	$120,227,462	3.2%	$123,169,500	2.4%	$127,328,800	3.4%	$129,316,500	1.6%
FEES AND FINES												
VITAL STATISTICS FEES [17-04][25-10][8-14]	$1,024,903	-0.5%	$1,057,380	3.2%								
DIVORCE FEES	$184,862	-2.9%	$171,211	-7.4%	$174,376	1.8%	$172,000	-1.4%	$172,100	0.1%	$173,400	0.8%
CIVIL ACTION FEES	$1,389,756	-4.0%	$1,324,808	-4.7%	$1,325,805	0.1%	$1,327,000	0.1%	$1,328,000	0.1%	$1,330,000	0.2%
INSURANCE FEES	$1,431,172	153.1%	$1,208,502	-15.6%	$723,272	-40.2%	$900,000	24.4%	$990,000	10.0%	$990,000	
MEDICAL PLAN DISCOUNT REGISTRATION FEES	$9,895	-5.8%	$2,050	-79.3%								
TOTAL REAL ESTATE FEES [9-14]	$718,796	13.2%	$566,926	-21.1%	$549,202	-3.1%	$562,600	2.4%	$540,300	-4.0%	$549,900	1.8%
SHORT-TERM CAR LEASE [4-09][10-10][8-12]	$44,499,016	15.3%	$45,753,454	2.8%	$46,151,238	0.9%	$47,172,000	2.2%	$48,192,000	2.2%	$49,282,000	2.3%
ATHLETIC COMMISSION LICENSES/FINES	$231,865	70.8%	$215,822	-6.9%	$234,245	8.5%	$253,700	8.3%	$241,500	-4.8%	$246,400	2.0%
STATE ENGINEER SALES [11-10][10-14]	$3,366,568	12.4%	$2,617,726	-22.2%								
SUPREME COURT FEES	$211,955	2.6%	$193,275	-8.8%	$216,785	12.2%	$216,800	0.0%	$216,800		$216,800	
NOTICE OF DEFAULT FEES [26-10]	$2,484,840	-69.5%	$2,765,325	11.3%	$1,706,387	-38.3%	$1,254,900	-26.5%	$1,066,700	-15.0%	$931,500	-12.7%
MISC. FINES/FORFEITURES	$2,851,838	-14.0%	$11,162,515	291.4%	$3,125,839	-72.0%	$3,150,000	0.8%	$3,000,000	-4.8%	$3,000,000	
TOTAL FEES AND FINES	$58,405,467	1.9%	$67,038,994	14.8%	$54,207,150	-19.1%	$55,009,000	1.5%	$55,747,400	1.3%	$56,720,000	1.7%
USE OF MONEY AND PROPERTY												
LYON COUNTY REPAYMENTS												
OTHER REPAYMENTS [18-04][11-14]	$363,017	-66.9%	$453,594	25.0%	$392,422	-13.5%	$454,933	15.9%	$251,935	-44.6%	$251,935	
INTEREST INCOME [9-12]	$505,123	-57.2%	$633,273	25.4%	$594,086	-6.2%	$1,106,200	86.2%	$3,243,000	193.2%	$6,017,300	85.5%
TOTAL USE OF MONEY AND PROPERTY	$868,140	-62.0%	$1,086,867	25.2%	$986,508	-9.2%	$1,561,133	58.2%	$3,494,935	123.9%	$6,269,235	79.4%

GENERAL FUND REVENUES - ECONOMIC FORUM DECEMBER 3, 2014 FORECAST
ACTUAL: FY 2012 THROUGH FY 2014 AND FORECAST: FY 2015 THROUGH FY 2017
ECONOMIC FORUM'S FORECAST FOR FY 2015, FY 2016, AND FY 2017 APPROVED AT THE DECEMBER 3, 2014, MEETING

							ECONOMIC FORUM DECEMBER 3, 2014 FORECAST					
DESCRIPTION	FY 2012 ACTUAL	% Change	FY 2013 ACTUAL	% Change	FY 2014 ACTUAL	% Change	FY 2015 FORECAST	% Change	FY 2016 FORECAST	% Change	FY 2017 FORECAST	% Change
OTHER REVENUE												
HOOVER DAM REVENUE	$300,000		$300,000		$300,000		$300,000		$300,000		$300,000	
GST COMMISSIONS AND PENALITIES/DMV [10-12][12-14]	$24,678,398		$25,127,068	1.8%			$24,911,700					
EXPIRED SLOT MACHINE WAGERING VOUCHERS [11-12]	$3,134,219		$7,193,209	129.5%	$7,486,068	4.1%	$7,444,800	-0.6%	$7,511,300	0.9%	$7,653,400	1.9%
PROPERTY TAX: 4-CENT OPERATING RATE [13-10]	$22											
PROPERTY TAX: 5-CENT CAPITAL RATE [14-10]	$11											
SUPPL. ACCOUNT FOR MED. ASSIST. TO INDIGENT [18-10][12-12]	$19,112,621	-12.7%	$19,218,718	0.6%								
COURT ADMINISTRATIVE ASSESSMENTS [16-10][13-12][13-14]	$4,434,259	-13.5%	$4,118,579	-7.1%	$2,511,100	-39.0%	$2,510,800	0.0%				
COURT ADMINISTRATIVE ASSESSMENT FEE [28-10]	$2,537,600	6.5%	$2,509,553	-1.1%	$2,335,123	-7.0%	$2,218,400	-5.0%	$2,218,400		$2,240,600	1.0%
MISC. SALES AND REFUNDS	$870,945	-21.0%	$867,238	-0.4%	$894,392	3.1%	$907,300	1.4%	$905,300	-0.2%	$912,200	0.8%
COST RECOVERY PLAN [14-14]	$8,495,233	-6.1%	$8,470,707	-0.3%	$8,883,972	4.9%	$8,461,500	-4.8%	$8,514,800	0.6%	$8,525,500	0.1%
UNCLAIMED PROPERTY [9-06][5-09][12/29/30-10][1-11][14-12]	$97,397,588	16.2%	$32,918,563	-66.2%	$17,466,436	-46.9%	$10,075,000	-42.3%	$13,884,000	37.8%	$15,878,000	14.4%
TOTAL OTHER REVENUE	$160,960,897	-11.3%	$100,723,636	-37.4%	$39,877,089	-60.4%	$56,829,500	42.5%	$33,333,800	-41.3%	$35,509,700	6.5%
TOTAL GENERAL FUND REVENUE	$3,081,768,174	-2.9%	$3,132,601,761	1.6%	$3,066,946,360	-2.1%	$3,205,289,294	4.5%	$3,069,593,035	-4.2%	$3,260,982,435	6.2%

GENERAL FUND REVENUES - ECONOMIC FORUM DECEMBER 3, 2014 FORECAST
ACTUAL: FY 2012 THROUGH FY 2014 AND FORECAST: FY 2015 THROUGH FY 2017
ECONOMIC FORUM'S FORECAST FOR FY 2015, FY 2016, AND FY 2017 APPROVED AT THE DECEMBER 3, 2014, MEETING

								ECONOMIC FORUM DECEMBER 3, 2014 FORECAST					
	DESCRIPTION	FY 2012 ACTUAL	% Change	FY 2013 ACTUAL	% Change	FY 2014 ACTUAL	% Change	FY 2015 FORECAST	% Change	FY 2016 FORECAST	% Change	FY 2017 FORECAST	% Change
	TAXES												
	MINING TAX AND MINING CLAIMS FEE												
3064	Net Proceeds of Minerals [3-09][19-10][1-12][2-12][1-14][2-14]	$120,414,858	8.0%	$111,275,062	-7.6%	$26,221,970	-76.4%	$28,908,000	10.2%			$31,011,000	
3241	Net Proceeds Penalty												
3245	Centrally Assessed Penalties	$4,327	-78.9%	$64,561	1392.1%			$65,000		$65,000		$65,000	
3116	Mining Claims Fee [20-10][3-12]	$6,300											
	TOTAL MINING TAXES AND FEES	$120,425,485	-7.1%	$111,339,623	-7.5%	$26,221,970	-76.4%	$28,973,000	10.5%	$65,000		$31,076,000	
	SALES AND USE												
3001	Sales & Use Tax [1-04][1A-09][1-10]	$842,941,556	6.0%	$888,658,964	5.4%	$931,319,687	4.8%	$995,792,000	6.9%	$1,052,885,000	5.7%	$1,115,375,000	5.9%
3002	State Share - LSST [1-04][1B-09][1-10][4-12][3-14]	$8,309,073	7.5%	$8,791,462	5.8%	$9,194,669	4.6%	$9,709,000	5.6%	$8,883,700	-8.5%	$9,411,000	5.9%
3003	State Share - BCCRT [1-04][1B-09][1-10]	$3,682,170	6.0%	$3,893,046	5.7%	$4,088,755	5.0%	$4,356,600	6.6%	$4,606,400	5.7%	$4,879,800	5.9%
3004	State Share - SCCRT [1-04][1B-09][1-10]	$12,884,425	6.0%	$13,625,039	5.7%	$14,305,300	5.0%	$15,248,100	6.6%	$16,122,300	5.7%	$17,079,200	5.9%
3005	State Share - PTT [1-04][1B-09][1-10]	$7,778,846	5.9%	$8,230,334	5.8%	$8,797,760	6.9%	$7,491,800	-14.8%	$7,921,300	5.7%	$8,391,400	5.9%
	TOTAL SALES AND USE	$875,596,070	6.0%	$923,198,845	5.4%	$967,706,171	4.8%	$1,032,597,500	6.7%	$1,090,418,700	5.6%	$1,155,136,400	5.9%
	GAMING - STATE												
3032	Pari-mutuel Tax	$2,113	-42.1%	$3,069	45.2%	$2,758	-10.1%	$3,000	8.8%	$3,000		$3,200	6.7%
3181	Racing Fees	$11,616	-1.0%	$8,698	-25.1%	$9,258	6.4%	$7,500	-19.0%	$7,600	1.3%	$7,600	
3247	Racing Fines/Forfeitures			$350				$600					
3041	Percent Fees - Gross Revenue [2-04]	$653,672,645	0.2%	$678,852,045	3.9%	$682,311,672	0.5%	$687,213,000	0.7%	$706,620,000	2.8%	$730,012,000	3.3%
3042	Gaming Penalties	$459,560	-67.5%	$1,456,742	217.0%	$7,862,472	439.7%	$750,000	-90.5%	$750,000		$750,000	
3043	Flat Fees-Restricted Slots [3-04][1-06][1-08][5-12]	$8,485,702	0.8%	$8,403,435	-1.0%	$8,305,289	-1.2%	$8,257,200	-0.6%	$8,276,400	0.2%	$8,339,200	0.8%
3044	Non-Restricted Slots [1-06][1-08][5-12]	$12,628,582	2.9%	$12,298,703	-2.6%	$11,383,000	-7.4%	$11,262,600	-1.1%	$11,186,500	-0.7%	$11,204,300	0.2%
3045	Quarterly Fees-Games	$6,592,935	-1.2%	$6,449,658	-2.2%	$6,410,111	-0.6%	$6,536,500	2.0%	$6,586,400	0.8%	$6,673,500	1.3%
3046	Advance License Fees	$3,996,985	79.3%	$1,340,597	-66.5%	$672,263	-49.9%	$1,553,400	131.1%	$500,000	-67.8%	$8,569,300	1613.9%
3048	Slot Machine Route Operator	$36,500	1.4%	$40,500	11.0%	$37,000	-8.6%	$37,500	1.4%	$38,000	1.3%	$39,000	2.6%
3049	Gaming Info Systems Annual	$18,000	19.0%	$18,000		$18,000		$18,000		$18,000		$18,000	
3028	Interactive Gaming Fee - Operator			$437,500		$604,167	38.1%	$500,000	-17.2%	$854,000	70.8%	$750,000	-12.2%
3029	Interactive Gaming Fee - Service Provider	$1,000		$27,000	2600.0%	$75,000	177.8%	$73,000	-2.7%	$70,000	-4.1%	$65,000	-7.1%
3030	Interactive Gaming Fee - Manufacturer	$125,000		$775,000	520.0%	$700,000	-9.7%	$225,000	-67.9%	$250,000	11.1%	$250,000	
3033	Equip Mfg. License	$264,500	-4.9%	$273,500	3.4%	$290,000	6.0%	$296,000	2.1%	$300,500	1.5%	$303,500	1.0%
3034	Race Wire License	$38,849	16.3%	$34,889	-10.2%	$29,736	-14.8%	$28,800	-3.1%	$28,200	-2.1%	$27,700	-1.8%
3035	Annual Fees on Games	$116,425	-5.6%	$106,046	-8.9%	$105,341	-0.7%	$123,100	16.9%	$127,600	3.7%	$126,600	-0.8%
	TOTAL GAMING - STATE	$686,450,412	0.4%	$710,525,734	3.5%	$718,816,067	1.2%	$716,885,200	-0.3%	$735,616,200	2.6%	$767,138,900	4.3%
	LIVE ENTERTAINMENT TAX (LET)												
3031G	Live Entertainment Tax-Gaming [4b-04]	$125,337,855	5.7%	$125,709,500	0.3%	$139,156,240	10.7%	$135,893,000	-2.3%	$140,473,000	3.4%	$145,721,000	3.7%
3031NG	Live Entertainment Tax-Nongaming [4b-04][2-06][2-08]	$11,644,191	-3.8%	$11,706,670	0.5%	$14,979,978	28.0%	$15,668,000	4.6%	$16,307,000	4.1%	$16,990,000	4.2%
	TOTAL LET	$136,982,047	4.9%	$137,416,170	0.3%	$154,136,218	12.2%	$151,561,000	-1.7%	$156,780,000	3.4%	$162,711,000	3.8%
	INSURANCE TAXES												
3061	Insurance Premium Tax [21-10][1-16]	$236,787,376	0.8%	$248,512,421	5.0%	$263,531,578	6.0%	$291,239,000	10.5%	$319,349,000	9.7%	$349,124,000	9.3%
3062	Insurance Retaliatory Tax	$396,380	81.1%	$242,383	-38.9%	$234,807	-3.1%	$216,200	-7.9%	$216,200		$216,200	
3067	Captive Insurer Premium Tax	$675,188	-9.0%	$635,037	-5.9%	$755,517	19.0%	$778,200	3.0%	$793,700	2.0%	$801,700	1.0%
	TOTAL INSURANCE TAXES	$237,858,943	0.9%	$249,389,842	4.8%	$264,521,903	6.1%	$292,233,400	10.5%	$320,358,900	9.6%	$350,141,900	9.3%
	MODIFIED BUSINESS TAX (MBT)												
3069	MBT - Nonfinancial [10-04][5-06][6-06][3-08][2-10][6-12][4-14]	$348,943,337	-3.4%	$363,242,006	4.1%	$361,095,880	-0.6%	$379,528,000	5.1%	$270,420,000	-28.7%	$283,941,000	5.0%
3069	MBT - Financial [11-04][5-06]	$20,717,296	0.8%	$23,368,075	12.8%	$23,789,898	1.8%	$24,218,000	1.8%	$24,969,000	3.1%	$25,943,000	3.9%
	TOTAL MBT	$369,660,633	-3.2%	$386,610,081	4.6%	$384,885,778	-0.4%	$403,746,000	4.9%	$295,389,000	-26.8%	$309,884,000	4.9%
	CIGARETTE TAX												
3052	Cigarette Tax [6-04][2-09][3-10]	$82,974,853	-3.5%	$83,017,546	0.1%	$79,628,983	-4.1%	$77,846,500	-2.2%	$76,082,900	-2.3%	$74,270,400	-2.4%
	REAL PROPERTY TRANSFER TAX (RPTT)												
3055	Real Property Transfer Tax [13-04][8-06]	$48,373,678	-6.2%	$54,989,831	13.7%	$60,047,457	9.2%	$65,405,000	8.9%	$70,402,000	7.6%	$76,064,000	8.0%
	ROOM TAX												
3057	Room Tax [4-10]												
	GOVERMENTAL SERVICES TAX (GST)												
3051	Governmental Services Tax [5-10][5-14]	$62,358,153	1.3%	$63,503,131	1.8%	$62,267,322	-1.9%	$62,890,000	1.0%				

GENERAL FUND REVENUES - ECONOMIC FORUM DECEMBER 3, 2014 FORECAST
ACTUAL: FY 2012 THROUGH FY 2014 AND FORECAST: FY 2015 THROUGH FY 2017
ECONOMIC FORUM'S FORECAST FOR FY 2015, FY 2016, AND FY 2017 APPROVED AT THE DECEMBER 3, 2014, MEETING

								ECONOMIC FORUM DECEMBER 3, 2014 FORECAST					
	DESCRIPTION	FY 2012 ACTUAL	% Change	FY 2013 ACTUAL	% Change	FY 2014 ACTUAL	% Change	FY 2015 FORECAST	% Change	FY 2016 FORECAST	% Change	FY 2017 FORECAST	% Change
	TAXES - CONTINUED												
	OTHER TAXES												
3113	Business License Fee [8-04][3-06][4-06][6-10][7-12][6-14]	$64,790,426	19.0%	$69,010,685	6.5%	$72,166,482	4.6%	$74,401,000	3.1%	$40,750,000	-45.2%	$41,763,000	2.5%
3050	Liquor Tax [5-04][2-09][7-10]	$40,649,951	3.0%	$39,884,376	-1.9%	$41,838,536	4.9%	$42,614,000	1.9%	$43,470,000	2.0%	$44,330,000	2.0%
3053	Other Tobacco Tax [7-04][2-09][8-10]	$8,274,310	-17.6%	$10,348,437	25.1%	$11,620,286	12.3%	$11,540,000	-0.7%	$12,442,000	7.8%	$12,738,000	2.4%
4862	HECC Transfer	$5,000,000		$5,000,000		$5,000,000		$5,000,000		$5,000,000		$5,000,000	
3065	Business License Tax [9-04]	$597	-95.6%	$2,941	393.0%	$2,814	-4.3%	$260	-90.7%				
3068	Branch Bank Excise Tax [12-04][7-06]	$3,047,528	-0.9%	$2,996,521	-1.7%	$2,788,166	-7.0%	$3,027,300	8.6%	$2,913,400	-3.8%	$2,913,400	
	TOTAL TAXES	$2,742,443,087	-2.5%	$2,847,233,762	3.8%	$2,851,648,150	0.2%	$2,968,720,160	4.1%	$2,849,688,100	-4.0%	$3,033,167,000	6.4%
	LICENSES												
3101	Insurance Licenses	$15,646,219	-5.4%	$16,625,163	6.3%	$17,925,429	7.8%	$18,642,000	4.0%	$19,202,000	3.0%	$19,778,000	3.0%
3120	Marriage License	$404,472	-1.7%	$378,324	-6.5%	$371,684	-1.8%	$382,400	2.9%	$385,600	0.8%	$382,500	-0.8%
	SECRETARY OF STATE												
3105	UCC [1-02][14-04][23-10]	$1,829,710	-0.4%	$1,685,928	-7.9%	$1,714,724	1.7%	$1,653,000	-3.6%	$1,659,000	0.4%	$1,666,000	0.4%
3129	Notary Fees [23-10]	$579,228	-24.6%	$571,626	-1.3%	$544,060	-4.8%	$549,500	1.0%	$555,000	1.0%	$560,500	1.0%
3130	Commercial Recordings [14-04][9-10][23-10]	$66,693,331	-5.9%	$65,062,391	-2.4%	$66,661,943	2.5%	$67,858,000	1.8%	$68,922,000	1.6%	$70,137,000	1.8%
3131	Video Service Franchise	$8,425		$7,075	-16.0%	$3,525	-50.2%	$2,000	-43.3%	$300	-85.0%	$300	
3121	Domestic Partnership Registry Fee [23-10]	$33,891	42.1%	$43,956	29.7%	$51,621	17.4%	$7,700	-85.1%	$5,200	-32.5%	$2,600	-50.0%
3152	Securities [14-04][23-10]	$24,534,996	2.1%	$24,605,322	0.3%	$25,947,110	5.5%	$26,561,000	2.4%	$27,092,000	2.0%	$27,634,000	2.0%
	TOTAL SECRETARY OF STATE	$93,679,582	-6.5%	$91,976,297	-1.8%	$94,922,982	3.2%	$96,631,200	1.8%	$98,233,500	1.7%	$100,000,400	1.8%
3172	Private School Licenses [7-14]	$224,140	-5.8%	$247,504	10.4%	$284,569	15.0%	$285,000	0.2%	$290,000	1.8%	$295,000	1.7%
3173	Private Employment Agency	$11,800	-12.6%	$11,700	-0.8%	$11,400	-2.6%	$11,400		$11,400		$11,300	-0.9%
	REAL ESTATE												
3161	Real Estate License [15-04]	$4,005,955	69.4%	$3,408,649	-14.9%	$1,372,080	-59.7%	$1,437,200	4.7%	$3,699,700	157.4%	$3,233,700	-12.6%
3162	Real Estate Fees	$3,300	-31.3%	$2,890	-12.4%	$4,820	66.8%	$3,300	-31.5%	$3,600	9.1%	$3,600	
	TOTAL REAL ESTATE	$4,009,255	69.2%	$3,411,539	-14.9%	$1,376,900	-59.6%	$1,440,500	4.6%	$3,703,300	157.1%	$3,237,300	-12.6%
3102	Athletic Commission Fees [24-10]	$5,115,117	74.8%	$3,867,975	-24.4%	$5,334,498	37.9%	$5,777,000	8.3%	$5,503,000	-4.7%	$5,612,000	2.0%
	TOTAL LICENSES	$119,090,583	-3.0%	$116,518,502	-2.2%	$120,227,462	3.2%	$123,169,500	2.4%	$127,328,800	3.4%	$129,316,500	1.6%
	FEES AND FINES												
3200	Vital Statistics Fees [17-04][25-10][8-14]	$1,024,903	-0.5%	$1,057,380	3.2%								
3203	Divorce Fees	$184,862	-2.9%	$171,211	-7.4%	$174,376	1.8%	$172,000	-1.4%	$172,100	0.1%	$173,400	0.8%
3204	Civil Action Fees	$1,389,756	-4.0%	$1,324,808	-4.7%	$1,325,805	0.1%	$1,327,000	0.1%	$1,328,000	0.1%	$1,330,000	0.2%
3242	Insurance Fines	$1,431,172	153.1%	$1,208,502	-15.6%	$723,272	-40.2%	$900,000	24.4%	$990,000	10.0%	$990,000	
3103MD	Medical Plan Discount Reg. Fees	$9,895	-5.8%	$2,050	-79.3%								
	REAL ESTATE FEES												
3107IOS	IOS Application Fees	$9,800	31.7%	$8,794	-10.3%	$7,840	-10.8%	$6,800	-13.3%	$8,000	17.6%	$8,000	
3165	Land Co Filing Fees	$140,650	15.0%	$131,320	-6.6%	$167,495	27.5%	$140,600	-16.1%	$160,000	13.8%	$162,600	1.6%
3167	Real Estate Adver Fees [9-14]	$4,180	-26.9%	$2,745	-34.3%	$590	-78.5%	$600	1.7%				
3169	Real Estate Reg Fees	$15,725	20.5%	$18,000	14.5%	$15,700	-12.8%	$14,200	-9.6%	$17,000	19.7%	$18,000	5.9%
4741	Real Estate Exam Fees [19-04]	$218,816	1.7%	$171,144	-21.8%	$174,117	1.7%	$200,000	14.9%	$172,000	-14.0%	$174,000	1.2%
3171	CAM Certification Fee	$86,040	31.0%										
3178	Real Estate Accred Fees	$79,050	-8.1%	$80,108	1.3%	$86,475	7.9%	$110,000	27.2%	$83,000	-24.5%	$86,000	3.6%
3254	Real Estate Penalties	$101,285	32.2%	$104,165	2.8%	$36,835	-64.6%	$25,900	-29.7%	$38,000	46.7%	$36,000	-5.3%
3190	A.B. 165, Real Estate Inspectors	$63,250	47.8%	$50,650	-19.9%	$60,150	18.8%	$64,500	7.2%	$62,300	-3.4%	$65,300	4.8%
	TOTAL REAL ESTATE FEES	$718,796	13.2%	$566,926	-21.1%	$549,202	-3.1%	$562,600	2.4%	$540,300	-4.0%	$549,900	1.8%
3066	Short Term Car Lease [4-09][10-10][8-12]	$44,499,016	15.3%	$45,753,454	2.8%	$46,151,238	0.9%	$47,172,000	2.2%	$48,192,000	2.2%	$49,282,000	2.3%
3103AC	Athletic Commission Licenses/Fines	$231,865	70.8%	$215,822	-6.9%	$234,245	8.5%	$253,700	8.3%	$241,500	-4.8%	$246,400	2.0%
3205	State Engineer Sales [11-10][10-14]	$3,366,568	12.4%	$2,617,726	-22.2%								
3206	Supreme Court Fees	$211,955	2.6%	$193,275	-8.8%	$216,785	12.2%	$216,800	0.0%	$216,800		$216,800	
3115	Notice of Default Fee [26-10]	$2,484,840	-69.5%	$2,765,325	11.3%	$1,706,387	-38.3%	$1,254,900	-26.5%	$1,066,700	-15.0%	$931,500	-12.7%
3271	Misc Fines/Forfeitures	$2,851,838	-14.0%	$11,162,515	291.4%	$3,125,839	-72.0%	$3,150,000	0.8%	$3,000,000	-4.8%	$3,000,000	
	TOTAL FEES AND FINES	$58,405,467	1.9%	$67,038,994	14.8%	$54,207,150	-19.1%	$55,009,000	1.5%	$55,747,400	1.3%	$56,720,000	1.7%

GENERAL FUND REVENUES - ECONOMIC FORUM DECEMBER 3, 2014 FORECAST
ACTUAL: FY 2012 THROUGH FY 2014 AND FORECAST: FY 2015 THROUGH FY 2017
ECONOMIC FORUM'S FORECAST FOR FY 2015, FY 2016, AND FY 2017 APPROVED AT THE DECEMBER 3, 2014, MEETING

							ECONOMIC FORUM DECEMBER 3, 2014 FORECAST					
DESCRIPTION	FY 2012 ACTUAL	% Change	FY 2013 ACTUAL	% Change	FY 2014 ACTUAL	% Change	FY 2015 FORECAST	% Change	FY 2016 FORECAST	% Change	FY 2017 FORECAST	% Change
USE OF MONEY AND PROP												
4420 Lyon County Repayments												
OTHER REPAYMENTS												
4401 Higher Education Tuition Admin												
4403 Forestry Nurseries Fund Repayment (05-M27)	$20,670		$20,670		$20,670		$20,670		$20,670		$20,670	
4404 Bldg. and Grounds Repayments												
4404 CIP 95-C14, Mailroom Remodel												
4408 Comp/Fac Repayment	$23,744		$23,744		$23,744		$23,744		$23,744		$23,744	
4408 CIP 95-M1, Security Alarm	$2,998		$2,998		$2,998		$2,998		$2,998		$2,998	
4408 CIP 95-M5, Facility Generator	$6,874		$6,874		$6,874		$6,874		$6,874		$6,874	
4408 CIP 95-S4F, Advance Planning	$1,000		$1,000		$1,000		$1,000		$1,000		$1,000	
4408 CIP 97-C26, Capitol Complex Conduit System, Phase I	$62,542		$62,542		$62,542		$62,542		$62,542		$62,542	
4408 CIP 97-S4H, Advance Planning Addition to Computer Facility	$9,107		$9,107		$9,107		$9,107		$9,107		$9,107	
4408 S.B. 201, 1997; Cost of PBX System												
4408 A.B. 576-Virtual Tape Storage												
4408 DoIT Repayment - April 9, 2008 IFC												
4409 Motor Pool Repay - Carson												
4409 Motor Pool Repay - Reno												
4409 Motor Pool Repay - LV [11-14]					$62,500		$125,000		$125,000		$125,000	
4410 Purchasing Repayment												
4402 State Personnel IFS Repayment; S.B. 201, 1997 Legislature	$236,082		$326,659		$202,987		$202,998	0.0%				
TOTAL OTHER REPAYMENTS	$363,017	-66.9%	$453,594	25.0%	$392,422	-13.5%	$454,933	15.9%	$251,935	-44.6%	$251,935	
4406 Marlette Repayment												
INTEREST INCOME												
3290 Treasurer [9-12]	$522,729	-52.3%	$625,550	19.7%	$589,930	-5.7%	$1,102,000	86.8%	$3,242,000	194.2%	$6,016,300	85.6%
3291 Other	($17,606)	-121.1%	$7,723		$4,156	-46.2%	$4,200	1.1%	$1,000	-76.2%	$1,000	
TOTAL INTEREST INCOME	$505,123	-57.2%	$633,273	25.4%	$594,086	-6.2%	$1,106,200	86.2%	$3,243,000	193.2%	$6,017,300	85.5%
TOTAL USE OF MONEY & PROP	$868,140	-62.0%	$1,086,867	25.2%	$986,508	-9.2%	$1,561,133	58.2%	$3,494,935	123.9%	$6,269,235	79.4%
OTHER REVENUE												
3059 Hoover Dam Revenue	$300,000		$300,000		$300,000		$300,000		$300,000		$300,000	
MISC SALES AND REFUNDS												
4794 GST Commissions and Penalties / DMV [10-12][12-14]	$24,678,398		$25,127,068	1.8%			$24,911,700					
3047 Expired Slot Machine Wagering Vouchers [11-12]	$3,134,219		$7,193,209	129.5%	$7,486,068	4.1%	$7,444,800	-0.6%	$7,511,300	0.9%	$7,653,400	1.9%
3071 Property Tax: 4-cent operating rate (Clark & Washoe) [13-10]	$22											
3070 Property Tax: 5-cent capital rate (Clark & Washoe) [14-10]	$11											
4792 Room Tax: State 3/8 of 1% Rate [15-10]												
4791 Insurance Verification Fees [17-10]												
4790 Suppl. Account for Med. Assist. to Indigent [18-10][12-12]	$19,112,621	-12.7%	$19,218,718	0.6%								
4793 Lobbyist Registration Fee [27-10]												
3107 Misc Fees	$251,299	-40.8%	$305,387	21.5%	$298,822	-2.1%	$299,500	0.2%	$279,600	-6.6%	$279,600	
3109 Court Admin Assessments [16-10][13-12][13-14]	$4,434,259	-13.5%	$4,118,579	-7.1%	$2,511,100	-39.0%	$2,510,800	0.0%				
3114 Court Administrative Assessment Fee [28-10]	$2,537,600	6.5%	$2,509,553	-1.1%	$2,335,123	-7.0%	$2,218,400	-5.0%	$2,218,400		$2,240,600	1.0%
3168 Declare of Candidacy Filing Fee	$68,541	115.2%	$37,937	-44.7%	$92,200	143.0%	$30,000	-67.5%	$42,500	41.7%	$30,000	-29.4%
3202 Fees & Writs of Garnishments	$2,255	-20.7%	$2,605	15.5%	$2,535	-2.7%	$2,600	2.6%	$2,600		$2,600	
3220 Nevada Report Sales	$5,670	-37.3%	$8,620	52.0%	$3,480	-59.6%	$8,500	144.3%	$4,000	-52.9%	$8,500	112.5%
3222 Excess Property Sales	$32,966	56.9%	$26,780	-18.8%	$46,603	74.0%	$93,100	99.8%	$93,100		$93,100	
3240 Sale of Trust Property	$14,429	-14.5%	$4,718	-67.3%	$3,447	-26.9%	$3,500	1.5%	$3,500		$3,500	
3243 Insurance - Misc	$432,446	-22.4%	$390,623	-9.7%	$416,576	6.6%	$437,400	5.0%	$450,500	3.0%	$464,000	3.0%
3274 Misc Refunds	$63,338	62.0%	$90,567	43.0%	$30,729	-66.1%	$32,700	6.4%	$29,500	-9.8%	$30,900	4.7%
3276 Cost Recovery Plan [14-14]	$8,495,233	-6.1%	$8,470,707	-0.3%	$8,883,972	4.9%	$8,461,500	-4.8%	$8,514,800	0.6%	$8,525,500	0.1%
TOTAL MISC SALES & REF	$63,263,309	-35.0%	$67,505,073	6.7%	$22,110,653	-67.2%	$46,454,500	110.1%	$19,149,800	-58.8%	$19,331,700	0.9%
3255 Unclaimed Property [9-06][5-09][12-10][29-10][30-10][1-11][14-12]	$97,397,588	16.2%	$32,918,563	-66.2%	$17,466,436	-46.9%	$10,075,000	-42.3%	$13,884,000	37.8%	$15,878,000	14.4%
TOTAL OTHER REVENUE	$160,960,897	-11.3%	$100,723,636	-37.4%	$39,877,089	-60.4%	$56,829,500	42.5%	$33,333,800	-41.3%	$35,509,700	6.5%
TOTAL GENERAL FUND REVENUE	$3,081,768,174	-2.9%	$3,132,601,761	1.6%	$3,066,946,360	-2.1%	$3,205,289,294	4.5%	$3,069,593,035	-4.2%	$3,260,982,435	6.2%

GENERAL FUND REVENUES - ECONOMIC FORUM DECEMBER 3, 2014 FORECAST
ACTUAL: FY 2012 THROUGH FY 2014 AND FORECAST: FY 2015 THROUGH FY 2017
ECONOMIC FORUM'S FORECAST FOR FY 2015, FY 2016, AND FY 2017 APPROVED AT THE DECEMBER 3, 2014, MEETING

DESCRIPTION	FY 2012 ACTUAL	% Change	FY 2013 ACTUAL	% Change	FY 2014 ACTUAL	% Change	ECONOMIC FORUM DECEMBER 3, 2014 FORECAST					
							FY 2015 FORECAST	% Change	FY 2016 FORECAST	% Change	FY 2017 FORECAST	% Change

NOTES:

FY 2004 (Actual collections are not displayed in the table for FY 2004, but notes were retained as they reflect the tax changes approved by the Legislature during the 2003 Regular and Special Sessions.

FY 2004

[1-04] A.B. 4 (20th S.S.) reduced the collection allowance provided to the taxpayer for collecting and remitting the sales tax to the state from 1.25% to 0.5%, effective July 1, 2003.

[2-04] S.B. 8 (20th S.S.) increased gross gaming tax rates by 0.5%: 3.0% to 3.5% on monthly revenue up to $50,000; 4.0% to 4.5% on revenue over $50,000 and up to $134,000; 6.25% to 6.75% on revenue exceeding $134,000, effective August 1, 2003.

[3-04] S.B. 8 (20th S.S.) increased quarterly restricted slot fees by 33%: from $61 to $81 per machine, up to 5 machines; from $106 to $141 for each machine over 5, up to 15 machines, effective July 22, 2003.

[4a-04] S.B. 8 (20th S.S.) modified types of establishments and entertainment subject to the 10% Casino Entertainment Tax (CET), effective September 1 to December 31, 2003 [Estimated to generate $4,982,000 additional collections during 4-month period].

[4b-04] S.B. 8 (20th S.S.) repealed CET and replaced by Live Entertainment Tax (LET): 5% of admissions price, if entertainment is in facility with 7,500 or more seats; 10% of admissions price & food, beverage, and merchandise purchased, if facility has more than 300 and up to 7,500 seats; exempt from the tax if facility is a non-gaming establishment with less than 300 seats or is gaming establishment with less than 300 seats and less than 51 slot machines, 6 games, or any combination thereof, effective January 1, 2004.

[5-04] S.B. 8 (20th S.S.) increased liquor taxes by 75%: beer from 9 cents to 16 cents per gallon; liquor up to 14% alcohol from 40 cents to 70 cents per gallon; liquor over 14% and up to 22% alcohol from 75 cents to $1.30 per gallon; liquor over 22% alcohol from $2.05 (15 cents for alcohol abuse program, 50 cents to local government, and $1.40 to State General Fund) to $3.60 per gallon (15 cents for alcohol abuse program, 50 cents to local government, and $2.95 to State General Fund) , effective August 1, 2003. [Estimated to generate $13,873,000 in FY 2004 and $15,536,000 in FY 2005]. A.B. 4 (20th S.S.) reduced the collection allowance provided to the taxpayer for collecting and remitting the liquor tax to the state from 3% to 0.5%, effective August 1, 2003. [Estimated to generate $734,000 in FY 2004 and $822,000 in FY 2005]

[6-04] S.B. 8 (20th S.S.) increased cigarette tax per pack of 20 by 45 cents: from 35 cents per pack (10 cents to Local Government Distribution Fund, 25 cents to State General Fund) to 80 cents per pack (10 cents to Local Government Distribution Fund, 70 cents to State General Fund), effective July 22, 2003. [Estimated to generate $63,268,000 in FY 2004 and $70,047,000 in FY 2005] A.B. 4 (20th S.S.) reduced the collection allowance provided to the taxpayer for collecting and remitting the cigarette tax to the state from 3% to 0.5%, effective August 1, 2003. [Estimated to generate $2,538,000 in FY 2004 and $2,884,000 in FY 2005]

[7-04] A.B. 4 (20th S.S.) reduced collection allowance provided to taxpayer for collecting and remitting tax on other tobacco items from 2.0% to 0.5%, effective August 1, 2003.

[8-04] S.B. 8 (20th S.S.) changed the $25 one-time annual Business License Fee to an annual fee of $100, effective July 22, 2003.

[9-04] S.B. 8 (20th S.S.) repealed the current quarterly $25 per employee tax when the Modified Business Tax comes online, effective October 1, 2003. [See Notes 10 and 11]

[10-04] S.B. 8 (20th S.S.) imposes tax on gross payroll of a business less a deduction for health care provided to employees, effective October 1, 2003. Tax rate is 0.70% in FY 2004 and 0.65% in FY 2005.

[11-04] S.B. 8 (20th S.S.) imposes tax of 2.0% on gross payroll of a financial institution less a deduction for health care provided to employees, effective October 1, 2003.

[12-04] S.B. 8 (20th S.S.) imposes excise tax on each bank of $7,000 per year ($1,750 per quarter) on each branch office, effective January 1, 2004.

[13-04] S.B. 8 (20th S.S.) imposes tax of $1.30 per $500 of value on the transfers of real property, effective October 1, 2003.

[14-04] S.B.2 and A.B. 4 (20th S.S.) makes changes to the rates and structure of the fees collected from entities filing with the Secretary of State's office, effective September 1, 2003 for Securities and UCC fee increases and November 1, 2003 for changes to commercial recording fees.

[15-04] S.B. 428 (2003 Session) increases real estate salesman, broker-salesman, & broker licensing fees by $20 for an original license and $10 for renewal of license (original & renewal license fee varies depending on type of license), effective July 1,

[16-04] A.B. 493 (2003 Session) established that revenues from fees collected by the Division of Financial Institutions of the Department of Business & Industry will be deposited in a separate fund to pay the expenses related to the operations of the Commissioner of Financial Institutions and the Division of Financial Institutions, effective January 1, 2004. Previously, the revenues from the fees were deposited in the State General Fund.

[17-04] A.B. 550 (2003 Session) increased state's portion of the fee for issuing copy of a birth certificate by $2 and fee for issuing copy of death certificate by $1, effective October 1, 2003

[18-04] S.B. 504 (2003 Session) transferred the State Printing Division of the Department of Administration to the Legislative Counsel Bureau and all debt to the State General Fund was forgiven, effective July 1, 2003.

[19-04] Beginning in FY 2004, the portion of the fees collected by the Real Estate Division for Real Estate Testing Fees that belong to the general fund are transferred from Category 28 in BA 3823 to GL 4741 in the General Fund. Previously, the revenue from these fees were reverted to the General Fund at the end of the fiscal year.

FY 2006

[1-06] S.B. 357 (2005 Session) allocates $1 per slot machine per quarter in FY 2006 and $2 per slot machine per quarter in FY 2007 from the quarterly fee imposed on restricted and nonrestricted slot machines and sunsets effective June 30, 2007. A total of $822,000 in FY 2006 and $1,678,000 is projected to be deposited in the Account to Support Programs for the Prevention and Treatment of Problem Gambling. (FY 2006: $84,666 - Restricted; $737,334 - Nonrestricted and FY 2007: $172,834 - Restricted; $1,505,166 - Nonrestricted)

[2-06] A.B. 554 (2005 Session) lowers the occupancy threshold from 300 to 200, effective July 1, 2005. Estimated to generate $3,600,000 in FY 2006 and FY 2007.

[3-06] S.B. 3 (22nd S.S.) provides an exemption for entities that have four or fewer rental dwelling units. Estimated to reduce collections by $2,975,000 in FY 2006 and $3,060,000 in FY 2007.

[4-06] S.B. 3 (22nd S.S.) allows an entity operating a facility where craft shows, exhibitions, trade shows, conventions, or sporting events to pay the Business License Fee for entities not having a business license as an annual flat fee of $5,000 or on a $1.25 times the number entities without a business license times the number days of the show basis. Estimated to generate $134,420 in FY 2006 and $158,884 in FY 2007.

[5-06] S.B. 391 (2005 Session) replaces the NAICS-based approach for defining a financial institution with a structure based on a state or federal licensing or regulatory requirement for conducting financial activities. Collection agencies and pawn shops are not included as financial institutions, but as nonfinancial businesses. The changes are estimated to reduce MBT-Financial collections by $1,801,800 in FY 2006 and $2,047,500 in FY 2007 and increase MBT-Nonfinancial collections by $584,168 in FY 2006 and $621,237 in FY 2007. Net effect is a reduction in total MBT collections of $1,217,632 in FY 2006 and $1,426,263 in FY 2007.

[6-06] S.B. 523 (2005 Session) reduces the MBT-Nonfinancial institutions tax rate from 0.65% to 0.63% from July 1, 2005 to June 30, 2007. Estimated to reduce collections by $6,978,000 in FY 2006 and $7,450,000 in FY 2007.

[7-06] S.B. 3 (22nd S.S.) provides an exemption for the first branch bank operated by a bank in each county, replacing the previous exemption for one branch bank only. Estimated to reduce collections by $441,000 in FY 2006 and FY 2007.

[8-06] S.B. 390 (2005 Session) increases the collection allowance provided to Clark County and Washoe County from 0.2% to 1.0%, effective July 1, 2005, which makes the collection allowance 1.0% in all 17 counties. Estimated to reduce collections by $1,056,292 in FY 2006 and $1,022,504 in FY 2007.

[9-06] S.B. 4 (22nd S.S.) allocates $7,600,000 of the Unclaimed Property revenues collected by the State Treasurer to the Millennium Scholarship Trust Fund in FY 2006 and FY 2007.

FY 2008

[1-08] Per the June 30, 2007, sunset provision of S.B. 357 (2005 Session), the $2 per slot machine per quarter allocated from the quarterly license fee imposed on restricted and nonrestricted slot machines to the Account to Support Programs for the Prevention and Treatment of Problem Gambling ceases and the full amount collected from the quarterly slot fees remains in the General Fund.

[2-08] Per the A.B. 554 (2005 Session), race events that are part of the National Association of Stock Car Auto Racing (NASCAR) Nextel Cup series and all races associated with such an event are exempt from the LET, effective July 1, 2007.

[3-08] Per the sunset provision of S.B. 523 (2005 Session), the MBT-Nonfinancial institutions tax rate increases to 0.65% from 0.63%, effective July 1, 2007.

[4-08] S.B. 165 (2005 Session) requires the State General Fund portion of the petroleum inspection fees imposed pursuant to NRS 590.120 to be deposited into a separate account for use by the Department of Agriculture, effective July 1, 2007.

GENERAL FUND REVENUES - ECONOMIC FORUM DECEMBER 3, 2014 FORECAST
ACTUAL: FY 2012 THROUGH FY 2014 AND FORECAST: FY 2015 THROUGH FY 2017
ECONOMIC FORUM'S FORECAST FOR FY 2015, FY 2016, AND FY 2017 APPROVED AT THE DECEMBER 3, 2014, MEETING

DESCRIPTION	FY 2012 ACTUAL	% Change	FY 2013 ACTUAL	% Change	FY 2014 ACTUAL	% Change	ECONOMIC FORUM DECEMBER 3, 2014 FORECAST					
							FY 2015 FORECAST	% Change	FY 2016 FORECAST	% Change	FY 2017 FORECAST	% Change

FY 2009

[1A-09] S.B. 2 (25th S.S.) reduced the collection allowance provided to taxpayer for collecting and remitting sales and use taxes to the State from 0.5% to 0.25% effective January 1, 2009 and ending on June 30, 2009. During the six months the reduction in the collection allowance is effective in FY 2009, it is estimated that the change will generate $1,087,145 for the State 2% Sales Tax.

[1B-09] S.B. 2 (25th S.S.) reduced the collection allowance provided to taxpayer for collecting and remitting sales and use taxes from 0.5% to 0.25% effective January 1, 2009 and ending on June 30, 2009. During the six months the reduction in the collection allowance is effective in FY 2009, it is estimated that the General Fund commission of 0.75% retained by the state for collecting and distributing the LSST, BCCRT, SCCRT, and Local Option taxes (LOPT) will generate the following additional General Fund revenue: LSST - $8,859; BCCRT - $1,968; SCCRT - $6,893; and LOPT - $4,275.

[2-09] S.B. 2 (25th S.S.) reduced the collection allowance provided to taxpayer for collecting and remitting cigarette taxes, liquor taxes, and other tobacco taxes to the state from 0.5% to 0.25% effective January 1, 2009 and ending on June 30, 2009. During the six months the reduction in the collection allowance is effective in FY 2009, it is estimated to generate the following additional General Fund revenue: Cigarette Tax - $125,955; Liquor Tax - $50,412, and Other Tobacco Tax - $11,209.

[3-09] S.B. 2 (25th S.S.) requires the advance payment on the Net Proceeds of Minerals Tax in FY 2009 based upon estimated net proceeds for the current calendar year. The provisions of S.B. 2 also apply to FY 2010 and FY 2011, but the Net Proceeds of Minerals Tax reverts back to the former method (based on previous calendar year) of taxing net proceeds on July 1, 2011. Based on S.B. 2, the Economic Forum's December 1 estimates for Net Proceeds of Minerals Tax for FY 2010 will be collected in FY 2009 and FY 2011 will be collected in FY 2010. Thus, S.B. 2 is estimated to increase FY 2009 Net Proceeds of Minerals Tax collections by $28,000,000 and decrease FY 2010 collections by $1,500,000 ($26,500,000 - $28,000,000). There is no revenue impact on FY 2011 as the Net Proceeds of Minerals Tax is estimated to remain at $26,500,000 in FY 2011.

[4-09] S.B. 2 (25th S.S.) requires that 1% of the 4% recovery surcharge retained by short-term car rental companies as reimbursement for costs of vehicles licensing fees and taxes to be deposited in the State General Fund effective January 1, 2009, and ending June 30, 2009. During the six months that the transfer of 1% of the 4% recovery surcharge to the General Fund is effective in FY 2009, it is estimated that it will generate additional General Fund revenue of $1,779,910.

[5-09] A.B. 549 redirects $7,600,000 to the General Fund of the Unclaimed Property revenues collected by the State Treasurer from the Millennium Scholarship Trust Fund in FY 2009.

FY 2010

NOTE: Revenue amounts listed in the footnotes for FY 2010 based on legislative actions during the 2009 Session were prepared by the Fiscal Analysis Division using the Economic Forum's forecasts for FY 2010 and FY 2011 produced at its May 1, 2010, meeting. For those revenues for which revised forecasts were produced during January 2010, the effect of the legislative adjustment is included into the revised forecasts for the major General Fund revenue forecasts approved by the Economic Forum at its January 22, 2010, meeting, and the consensus General Fund revenue forecasts for minor revenue sources prepared by the Fiscal Analysis Division and the Budget Division.

[1-10] A.B. 552 lowered the collection allowance provided to a taxpayer for collecting and remitting sales and use taxes from 0.5% to 0.25%, effective July 1, 2009. A.B. 552 also increased the General Fund commission retained by the Department of Taxation for collecting and distributing the sales and use taxes generated by the BCCRT, SCCRT, and local option taxes (did not apply to the LSST) from 0.75% to 1.75%, effective July 1, 2009. Collectively, these changes are estimated to generate an additional $16,031,800 in FY 2010 and $16,679,000 in FY 2011. [FY 2010 - State 2%: $2,007,000 (TCA); LSST: $1,037,700 (TCA); BCCRT: $1,946,000 (GFC) + $3,700 (TCA); SCCRT: $6,806,700 (GFC) + $12,800 (TCA); LOPT: $4,210,000 (GFC) + $7,900 (TCA) and FY 2011 - State 2%: $2,049,700 (TCA); LSST: $1,081,400 (TCA); BCCRT: $2,028,000 (GFC) + $3,800 (TCA); SCCRT: $7,093,600 (GFC) + $13,300 (TCA); LOPT: $4,400,900 (GFC) + $8,300 (TCA) where GFC represents amount due to General Fund Commission rate change and TCA represents amount due to Taxpayer Collection Allowance change.]

[2-10] S.B. 429 changed the structure and tax rate for the Modified Business Tax on General Business (nonfinancial institutions) by creating a two-tiered tax rate in lieu of the single rate of 0.63%, effective July 1, 2009. Under S.B. 429, a nonfinancial business pays a tax rate of 0.5% on all taxable wages (gross wages less allowable health care expenses) up to $62,500 per quarter, and a rate of 1.17% on taxable wages exceeding $62,500 per quarter. Estimated to generate an additional $173,330,000 in FY 2010 and $172,393,400 in FY 2011. The change to the MBT-General Business sunsets effective June 30, 2011.

[3-10] A.B. 552 lowered the collection allowance provided to a taxpayer for collecting & remitting cigarette taxes from 0.5% to 0.25%, effective July 1, 2009. This change is estimated to generate an additional $236,200 in FY 2010 and $237,300 in FY 2011.

[4-10] Initiative Petition 1 (IP1) approved by the 2009 Legislature and allowed to become law by the Governor imposes up to an additional 3% room tax in Clark and Washoe counties but not to exceed a total combined rate of 13% in any area of each county, effective July 1, 2009. Under IP1, the revenue from the room tax is deposited in the State General Fund for FY 2010 and FY 2011 and is dedicated to K-12 education beginning in FY 2012.

[5-10] S.B. 429 increases the depreciation rates for autos and trucks by 10% in the schedules used to determine the value of a vehicle for the purposes of calculating the Governmental Services Tax (GST) due, effective September 1, 2009. The portion of the GST generated from the depreciation schedule change is allocated to the State General Fund, which is estimated to generate $42,842,800 in FY 2010 and $51,411,300 in FY 2011. Under S.B. 429, additional revenue generated from the GST is deposited in the General Fund until FY 2013 and is then deposited in the State Highway Fund beginning in FY 2014.

[6-10] S.B. 429 increases the Business License Fee (BLF) by $100 to $200 for initial and annual renewals, effective July 1, 2009. Effective October 1, 2009, A.B. 146 transfers the BLF to the Secretary of State from the Department of Taxation as part of the business portal program and requires all entities filing with the Secretary of State under Title 7 to pay the initial and annual renewal $200 BLF. It is estimated to generate an additional $38,254,800 in FY 2010 and $44,802,600 in FY 2011. Under S.B. 429, the $100 increase in the BLF sunsets effective June 30, 2011.

[7-10] A.B. 552 lowered the collection allowance provided to a taxpayer for collecting and remitting liquor taxes from 0.5% to 0.25%, effective July 1, 2009. Estimated to generate an additional $100,400 in FY 2010 and $102,800 in FY 2011.

[8-10] A.B. 552 lowered the collection allowance provided to a taxpayer for collecting and remitting other tobacco taxes from 0.5% to 0.25%, effective July 1, 2009. Estimated to generate an additional $23,560 in FY 2010 and $24,270 in FY 2011.

[9-10] Effective July 1, 2009, S.B. 53 requires fees collected for expedite services provided by the Secretary of State to business entities to be deposited in the State General Fund. Estimated to generate $2,272,569 in FY 2010 and $1,818,056 in FY 2011.

[10-10] Effective October 1, 2009, S.B. 234 increases the state rate imposed on the short-term rental of a vehicle from 6.0% to 10.0% with the proceeds equivalent to 9.0% deposited in the General Fund and 1.0% deposited in the Highway Fund (maintains provisions of A.B. 595 from the 2007 Session). S.B. 234 eliminates the 4.0% recovery surcharge and allows short-term car rental companies to impose a surcharge to recover their vehicle licensing and registration costs. Estimated to generate an additional $9,883,900 in FY 2010 and $13,565,000 in FY 2011.

[11-10] A.B. 480 increases various fees collected by the State Engineer for examining and filing applications and issuing and recording permits, effective July 1, 2009. Estimated to generate an additional $900,000 in FY 2010 and FY 2011.

[12-10] A.B. 562 redirects $3,800,000 to the General Fund of the Unclaimed Property revenues collected by the State Treasurer to the Millennium Scholarship Trust Fund in FY 2010 and FY 2011.

[13-10] A.B. 543 requires Clark County and Washoe County to allocate the equivalent of 4-cents worth of property tax generated from their operating rate to the State General Fund in FY 2010 and FY 2011. Estimated to generate $36,010,800 in FY 2010 and $32,446,600 in FY 2011. (Clark County: $30,380,500 - FY 2010 and $27,329,100 - FY 2011) (Washoe County: $5,630,300 - FY 2010 and $5,117,500 - FY 2011)

[14-10] A.B. 543 requires Clark County and Washoe County to allocate the equivalent of 3.8 cents in FY 2010 and 3.2 cents in FY 2011 worth of property tax generated from the capital rate imposed pursuant to NRS 354.59815 to the State General Fund in FY 2010 and FY 2011. Estimated to generate $34,210,300 in FY 2010 and $25,957,300 in FY 2011. (Clark County: $28,861,500 - FY 2010 and $21,863,300 - FY 2011) (Washoe County: $5,348,800 - FY 2010 and $4,094,000 - FY 2011)

[15-10] S.B. 431 requires a portion of the revenue generated from the state 3/8 of 1% room tax revenue provided to the Nevada Commission on Tourism to be allocated to the State General Fund in FY 2010 and FY 2011. Estimated to generate $2,334,563 in FY 2010 and $3,265,434 in FY 2011.

[16-10] A.B. 531 requires the portion of the revenue generated from Court Administrative Assessment Fees to be deposited in the State General Fund, effective July 1, 2009. Estimated to generate $4,763,532 in FY 2010 and $6,133,023 in FY 2011.

[17-10] S.B. 431 requires the transfer of the estimated residual amount of revenue generated from Insurance Verification Fees to the State General Fund in FY 2010 and FY 2011. Estimated to generate $7,000,000 in FY 2010 and $6,000,000 in FY 2011.

[18-10] S.B. 431 requires the transfer of $25,199,365 in FY 2010 and $22,970,977 in FY 2011 from the Supplemental Account for Medical Assistance to Indigent Persons created in the Fund for Hospital Care to Indigent Persons to the State General Fund.

GENERAL FUND REVENUES - ECONOMIC FORUM DECEMBER 3, 2014 FORECAST
ACTUAL: FY 2012 THROUGH FY 2014 AND FORECAST: FY 2015 THROUGH FY 2017
ECONOMIC FORUM'S FORECAST FOR FY 2015, FY 2016, AND FY 2017 APPROVED AT THE DECEMBER 3, 2014, MEETING

DESCRIPTION	FY 2012 ACTUAL	% Change	FY 2013 ACTUAL	% Change	FY 2014 ACTUAL	% Change	ECONOMIC FORUM DECEMBER 3, 2014 FORECAST					
							FY 2015 FORECAST	% Change	FY 2016 FORECAST	% Change	FY 2017 FORECAST	% Change

FY 2010 - Continued: Notes 19 to 30 represent legislative actions approved during the 26th Special Session in February 2010.

[19-10] Based on information provided to the Fiscal Analysis Division regarding the amount of net proceeds that would be reported to the Department of Taxation on March 1, 2010, pursuant to NRS 362.115 for calendar year 2009 for FY 2010 and information on estimated mining operations for calendar year 2010 and 2011, the Fiscal Analysis Division produced a revised estimate for FY 2010 and FY 2011 for Net Proceeds of Minerals Tax of $71,700,000 and $62,100,000, respectively. These revised estimates were $31,700,000 and $27,100,000 higher than the consensus forecast prepared by the Budget Division/Fiscal Analysis Division on February 1, 2010 of $40,000,000 for FY 2010 and $35,000,000 for FY 2011.

[20-10] Section 47 of A.B. 6 (26th S.S.) creates a new annual Mining Claims Fee based on a progressive graduated fee per mining claim associated with the total number of mining claims held by an enity in Nevada. This new Mining Claims Fee is estimated to generate $25,700,000 in FY 2011 only as the fee is scheduled to sunset effective June 30, 2011.

[21-10] The Division of Insurance of the Department of Business and Industry is required to implement a program to perform desk audits of tax returns submitted by insurance companies when filing for the Insurance Premium Tax. This program is estimated to generate an additional $10,000,000 in Insurance Premium Tax collections in FY 2011.

[22-10] Section 64 of A.B. 6 (26th S.S.) requires the Department of Taxation to conduct a tax amnesty program from July 1, 2010 to September 30, 2010 for all taxes that are required to be reported and paid to the Department. It is estimated that the tax amnesty program will generate $10,000,000 in FY 2011 from all the different applicable taxes, but an estimate of additional revenue expected from each individual revenue source was not prepared.

[23-10] A.B. 6 (26th S.S.) increased various fees authorized or imposed in NRS associated with activities of the Secretary of State's Office related to securities, commercial recordings, & UCC filing requirements as well as changed the allocation of the portion to the State General Fund for fees associated with notary training and domestic partnerships. The changes were estimated to generate the following amounts in FY 2010 & FY 2011: UCC: $155,200 - FY 2010 and $465,600 - FY 2011; Commercial Recordings: $354,342 - FY 2010 and $1,063,027 - FY 2011; Notary Fees: $0 - FY 2010 and $153,600 - FY 2011; Securities: $855,314 - FY 2010 and $4,860,193 - FY 2011; and Domestic Partnerships: $0 - FY 2010 and $50,000 - FY 2011.

[24-10] Section 45 of A.B. 6 (26th S.S.) increases the license fee from 4% to 6% on the gross receipts from admission fees to a live contest or exhibition of unarmed combat, effective July 1, 2010. This fee increase is estimated to generate $1,250,000 in additional revenue for FY 2011.

[25-10] A.B. 6 (26th S.S.) requires the current fees specified in NRS 440.700 associated with birth and death certificates to continue to be collected by the State Registrar until the State Registrar establishes new higher fees through regulation. The higher fees imposed through regulation are expected to be effective July 1, 2010, and are estimated to generate an additional $368,511 in revenue for FY 2011.

[26-10] Section 31 of A.B. 6 (26th S.S.) imposes a new fee of $150 per notice of default or election to sell with the proceeds deposited in the State General Fund, effective April 1, 2010. This new notice of default fee is estimated to generate additional General Fund revenue of $2,760,000 in FY 2010 and $11,040,000 in FY 2011.

[27-10] Section 36 of A.B. 6 (26th S.S.) requires the Legislative Commission to transfer the first $100,000 in revenue collected from lobbyist registration fees imposed pursuant to NRS 218H.500 to the State General Fund. The $100,000 transfer to the General Fund is for FY 2011 only as the provisions sunset on June 30, 2011.

[28-10] Section 34 of A.B. 6 (26th S.S.) increases the adminstrative assessment amount associated with misdemeanor violation fines by $5 effective upon passage and approval of A.B. 6 (March 12, 2010). The proceeds from the additional $5 adminstrative assessment as part of the sentence for a violation of a misdemeanor are deposited in the State General Fund and is estimated to generate an additional $192,544 in FY 2010 and $2,310,530 in FY 2011.

[29-10] Based on information provided by the Treasurer's Office, the Fiscal Analysis Division revised the estimate for unclaimed property collections to be deposited in the State General Fund to $52,000,000 in FY 2010 and $58,081,000 in FY 2011. This revised forecast for unclaimed property proceeds yields an additional $4,018,000 in FY 2010 and $15,000,000 in FY 2011 above the February 1, 2010, consensus forecast of $47,919,000 for FY 2010 and $43,081,000 for FY 2011 prepared by the Budget Division/Fiscal Division based on information provided by the Treasurer's Office.

[30-10] Section 1 of A.B. 3 (26th S.S.) redirects the full $7,600,000 to the General Fund of the Unclaimed Property revenues collected by the State Treasurer from the Millennium Scholarship Trust Fund in FY 2010 and FY 2011. A.B. 562 (75th Session) redirected $3,800,000 to the General Fund of the Unclaimed Property revenues collected by the State Treasurer to the Millennium Scholarship Trust Fund in FY 2010 and FY 2011. The net effect of the provisions of A.B 3 is an additional $3,800,000 in General Fund revenue in FY 2010 and FY 2011 from unclaimed property proceeds.

FY 2011

[1-11] The Treasurer's Office provided the Budget Division of the Department of Administration and the Fiscal Analysis Division of the Legislative Counsel Bureau with information on additional unclaimed property for FY 2011, based on more complete information that became available after the Economic Forum May 2, 2011, meeting on actual unclaimed property remitted to the Treasurer's Office. Treasurer's Office estimated an additional $13,630,561 for FY 2011.

FY 2012

[1-12] S.B. 493 clarifies and eliminates certain deductions allowed against gross proceeds to determine net proceeds for the purpose of calculating the Net Proceeds of Minerals Tax liability. All of the deduction changes are effective beginning with the NPM tax payments due in FY 2012 based on calendar year 2012 mining activity and are permanent, except for the elimination of the deduction for health and industrial insurance expenses, which are effective for FY 2012 and FY 2013 only. Deduction changes are estimated to generate $11,919,643 in addtional revenue in both FY 2012 and FY 2013.

[2-12] A.B. 561 extends the June 30, 2011, sunset (approved in S.B. 429 (2009)) to June 30, 2013, on the Net Proceeds of Minerals Tax, which continues the payment of taxes in the current fiscal year based on the estimated net proceeds for the current calendar year with a true-up against actual net proceeds for the calendar year in the next fiscal year. The two-year extension of the sunset is estimated to yield $69,000,000 in FY 2012 only as tax payments are required in FY 2013 with or without the extension of the sunset.

[3-12] S.B 493 repeals the Mining Claims Fee, approved in A.B. 6 (26th Special Session), requiring payment of the fee in FY 2011 only with the June 30, 2011, sunset. S.B. 493 establishes provisions for entities that paid the Mining Claims Fee to apply to the Department of Taxation for a credit against their Modified Business Tax (MBT) liability or for a refund. No estimate of the impact in FY 2012 and FY 2013 from Mining Claims Fee credits was prepared so no adjustment was made to the Economic Forum May 2, 2011 forecast for MBT - Nonfinancial tax collections.

[4-12] Extension of the sunset on the 0.35% increase in the Local School Support Tax (LSST) in A.B. 561 from June 30, 2011, to June 30, 2013 generates additional revenue from the 0.75% General Fund Commission assessed against LSST proceeds before distribution to school districts in each county. Estimated to generate $1,052,720 in FY 2012 and $1,084,301 in FY 2013.

[5-12] A.B. 500 reduces the portion of the quarterly licensing fees imposed on restricted and non-restricted slot machines from $2 to $1 per slot machine that is dedicated to the Account to Support Programs for the Prevention and Treatment of Problem Gambling. The other $1 is deposited in the State General Fund in FY 2012 and FY 2013, due to the June 30, 2013, sunset in A.B. 500. Estimated to generate $682,982 in FY 2012 and $692,929 in FY 2013 from non-restricted slot machines and $75,970 in FY 2012 and $77,175 in FY 2013 from restricted slot machines.

[6-12] A.B. 561 changes the structure and tax rate for the Modified Business Tax on General Business (nonfinancial institutions) for FY 2012 and FY 2013 by exempting taxable wages (gross wages less allowable health care expenses) paid by an employer to employees up to and including $62,500 per quarter and taxable wages exceeding $62,500 per quarter are taxed at 1.17%, effective July 1, 2011. These provisions for the MBT-General Business sunset effective June 30, 2013, at which time the tax rate will be 0.63% on all taxable wages per quarter. Estimated to generate an additional $117,981,497 in FY 2012 and $119,161,117 in FY 2013.

[7-12] A.B. 561 extends the sunset from June 30, 2011, (approved in S.B. 429 (2009 Session)) to June 30, 2013, on the $100 increase in the Business License Fee (BLF) from $100 to $200 for the initial and annual renewal. Estimated to generate an additional $29,949,000 in FY 2012 and $30,100,000 in FY 2013.

[8-12] A.B. 561 requires the 1% portion of the 10% Short-term Car Rental Tax, currently dedicated to the State Highway Fund based on A.B. 595 (2007 Session), to be deposited in the State General Fund along with the other 9%. This change is effective July 1, 2011, and is permanent. Estimated to generate $4,402,222 in FY 2012 and $4,457,778 in FY 2013.

GENERAL FUND REVENUES - ECONOMIC FORUM DECEMBER 3, 2014 FORECAST
ACTUAL: FY 2012 THROUGH FY 2014 AND FORECAST: FY 2015 THROUGH FY 2017
ECONOMIC FORUM'S FORECAST FOR FY 2015, FY 2016, AND FY 2017 APPROVED AT THE DECEMBER 3, 2014, MEETING

DESCRIPTION	FY 2012 ACTUAL	% Change	FY 2013 ACTUAL	% Change	FY 2014 ACTUAL	% Change	ECONOMIC FORUM DECEMBER 3, 2014 FORECAST					
							FY 2015 FORECAST	% Change	FY 2016 FORECAST	% Change	FY 2017 FORECAST	% Change

FY 2012 (continued)

[9-12] The Legislature approved funding for the State Treasurer's Office to use a subscription rating service to allow for more effective investment in corporate securities, which is anticipated to generate additional interest income from the Treasurer's Office investment of the State General Fund. Estimated to generate $105,313 in FY 2012 and $244,750 in FY 2013.

[10-12] S.B. 503 requires the proceeds from the commission retained by the Department of Motor Vehicles from the amount of Governmental Services Tax (GST) collected and any penalties for delinquent payment of the GST to be transferred to the State General Fund in FY 2012 and FY 2013. S.B. 503 specifies that the amount transferred shall not exceed $20,894,228 from commissions and $4,672,213 from penalties in both FY 2012 and FY 2013.

[11-12] A.B. 219 requires 75 percent of the value of expired slot machine wagering vouchers retained by nonrestricted gaming licensees to be remitted to the Gaming Commission for deposit in the State General Fund on a quarterly basis. Based on the expiration period of 180 days for slot machine wagering vouchers and the effective date of July 1, 2011, only one quarterly payment will be made in FY 2012 with four quarterly payments made in FY 2013 and going forward. Estimated to generate $3,332,750 in FY 2012 and $13,331,000 in FY 2013.

[12-12] A.B. 529 requires transfer of $19,112,621 in FY 2012 and $19,218,718 in FY 2013 from the Supplemental Account for Medical Assistance to Indigent Persons in the Fund for Hospital Care to Indigent Persons to the State General Fund.

[13-12] A.B. 531 (2009 Session) requires the deposit of the portion of the revenue generated from Court Administrative Assessment Fees to be deposited in the State General Fund.

[14-12] S.B. 136 reduces the period from 3 to 2 years after which certain types of unclaimed property is presumed to be abandoned if the holder of the property reported holding more than $10 million in property presumed to be abandoned for the most recent report filed with the Treasurer's Office. Based on the Treasurer's Office analysis of the entities subject to this change, it was estimated that there would be net gain in unclaimed property receipts in FY 2012 of $30,594,750, but a net loss in FY 2013 of $33,669,923.

FY 2014: Represents legislative actions approved during the 2013 Legislative Session.

[1-14] S.B. 475 extends the June 30, 2013, sunset (approved in A.B. 561 (2011)) to June 30, 2015, on the Net Proceeds of Minerals Tax, which continues the payment of taxes in the current fiscal year based on the estimated net proceeds for the current calendar year with a true-up against actual net proceeds for the calendar year in the next fiscal year. The two-year extension of the sunset is estimated to yield $88,295,000 in FY 2014 as tax payments are required in FY 2015 with or without the extension of the sunset. The extension of the sunset is also estimated to generate an additional $2,936,000 in FY 2015 as the difference between Economic Forum forecast for FY 2015, based on elimination of the sunset, and the estimate based on the extension of the sunset approved in S.B. 475.

[2-14] S.B. 475 extends the June 30, 2013, sunset (approved in S.B. 493 (2011)) to June 30, 2015, that eliminates health and industrial insurance deductions allowed against gross proceeds to determine net proceeds for the purpose of calculating the Net Proceeds of Minerals (NPM) tax liability. These deduction changes are effective for the NPM tax payments due in FY 2014 and FY 2015. The health and industrial insurance deduction changes are estimated to generate $7,393,000 in addtional revenue in FY 2014 and $9,741,000 in FY 2015.

[3-14] Extension of the sunset on the 0.35% increase in the Local School Support Tax (LSST) in S.B. 475 from June 30, 2013, to June 30, 2015, generates additional revenue from the 0.75% General Fund Commission assessed against LSST proceeds before distribution to school districts in each county. Estimated to generate $1,226,600 in FY 2014 and $1,294,100 in FY 2015.

[4-14] S.B. 475 changes the structure and tax rate for the Modified Business Tax on General Business (nonfinancial institutions) for FY 2014 and FY 2015 by exempting taxable wages (gross wages less allowable health care expenses) paid by an employer to employees up to and including $85,000 per quarter and taxable wages exceeding $85,000 per quarter are taxed at 1.17%, effective July 1, 2013. The taxable wages exemption threshold was $62,500 per quarter for FY 2012 and FY 2013, based on A.B. 561 (2011). These provisions in S.B. 475 for the MBT-General Business sunset effective June 30, 2015, at which time the tax rate will be 0.63% on all taxable wages per quarter. Estimated to generate an additional $113,501,000 in FY 2014 and $120,572,000 in FY 2015.

[5-14] A.B. 491 requires the portion of the Governmental Services Tax (GST) generated from the 10% depreciation schedule change, approved in S.B. 429 (2009), to continue to be allocated to the State General Fund for FY 2014 and FY 2015, instead of the State Highway Fund as approved in S.B. 429 (2009). Under A.B. 491, the additional revenue generated from the GST depreciation schedule change is required to be deposited in the State Highway Fund beginning in FY 2016. The GST depreciation schedule change is estimated to generate $64,224,000 in FY 2014 and $65,134,000 in FY 2015.

[6-14] S.B. 475 extends the sunset from June 30, 2013, (approved in A.B. 561 (2011)) to June 30, 2015, on the $100 increase in the Business License Fee (BLF) from $100 to $200 for the initial and annual renewal. Estimated to generate an additional $31,273,000 in FY 2014 and $31,587,000 in FY 2015.

[7-14] S.B. 470 increases certain existing fees and imposes a new fee collected by the Commission on Postsecondary Education from certain private postsecondary educational institutions. The fee changes are estimated to generate an additional $86,675 in FY 2014 and $80,700 in FY 2015.

[8-14] A.B. 449 requires revenue from fees for vital statistics collected by the Health Division of the Department of Health and Human Services to be retained by the division and not deposited in the State General Fund, beginning in FY 2014. Estimated to result in a reduction of General Fund revenue of $1,027,500 in FY 2014 and $1,007,300 in FY 2015.

[9-14] A.B. 404 repeals provisions requiring that advertisements or offers for sale of timeshares within Nevada be filed with the Real Estate Division of the Department of Business & Industry, effective July 1, 2014. This bill additionally repeals the filing fee that was required to be paid to the Division for this purpose.

[10-14] S.B. 468 increases various fees and requires the revenue from the fees collected by the State Water Engineer of the Department of Conservation and Natural Resources (DCNR) to be deposited in the Water Distribution Revolving Account for use by the Division of Water Resources of DCNR and not deposited in the State General Fund, beginning in FY 2014. Estimated to result in a reduction of General Fund revenue of $2,600,000 in FY 2014 and FY 2015.

[11-14] Section 23 of S.B. 521 allows the Fleet Services Division of the Department of Administration to use revenues from intergovernmental transfers to the State General Fund for the repayment of $2.5 million that was appropriated to the Division for the purchase of a building in Las Vegas. The legislatively approved repayment from the Division to the State General Fund is $83,332 in FY 2014 and $125,000 in FY 2015, with an annual repayment of $125,000 each year through FY 2035.

[12-14] A.B. 491 requires the proceeds from the commission retained by the Department of Motor Vehicles from the amount of Governmental Services Tax (GST) collected and any penalties for delinquent payment of the GST to be transferred to the State General Fund in FY 2015 only. A.B. 491 specifies that the amount transferred shall not exceed $20,813,716 from commissions and $4,097,964 from penalties in FY 2015.

[13-14] Estimated portion of the revenue generated from Court Administrative Assessment Fees to be deposited in the State General Fund (pursuant to subsection 9 of NRS 176.059), based on the legislatively approved budget for the Court Administrative Assessment Fee revenues (pursuant to subsection 8 of NRS 176.059).

[14-14] Adjustment to the Statewide Cost Allocation amount included in the Legislature Approves budget after the May 1, 2013, approval of the General Fund revenue forecast by the Economic Forum.

FY 2016: Note 1 represents legislative actions approved during the 28th Special Session in September 2014.

[1-16] Assembly Bill 3 (28th S.S.) limits the amount of the home office credit that may be taken against the Insurance Premium Tax to an annual limit of $5 million, effective January 1, 2016. The home office credit is eliminated pursuant to this bill,

NEVADA GENERAL FUND REVENUE
ACTUAL BY SOURCE, FY 2014[1]

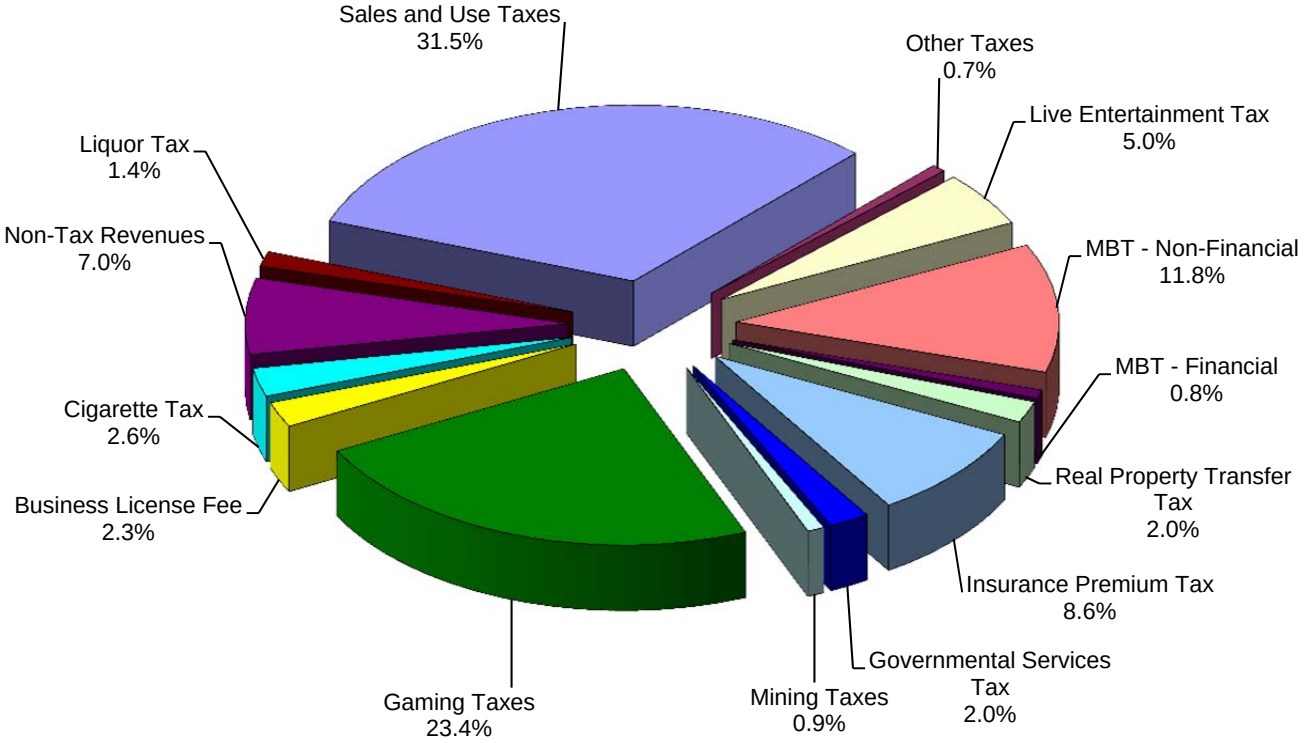

ACTUAL GENERAL FUND REVENUE - FY 2014[1]

	Millions $'s	% of Total
Taxes:		
State Gaming Taxes	$718.8	23.4%
Sales and Use Taxes	$967.7	31.5%
Insurance Premium Tax	$264.5	8.6%
Cigarette Tax	$79.6	2.6%
Live Entertainment Tax:		
Gaming Establishments	$139.2	4.5%
Non-Gaming Establishments	$15.0	0.5%
Modified Business Tax (MBT):		
Non-Financial Institutions	$361.1	11.8%
Financial Institutions	$23.8	0.8%
Real Property Transfer Tax	$60.0	2.0%
Business License Fee	$72.2	2.3%
Liquor Tax	$41.8	1.4%
Mining Tax	$26.2	0.9%
Governmental Services Tax	$62.3	2.0%

	Millions $'s	% of Total
Other Taxes:		
Annual Slot Tax Transfer	$5.0	0.2%
Other Tobacco Tax	$11.6	0.4%
Branch Bank Excise Tax	$2.8	0.1%
Business License Tax[2]	$0.0	0.0%
Subtotal Other Taxes	$19.4	0.7%
Subtotal Taxes	$2,851.6	93.0%
Non-Tax Revenues		
Licenses	$120.2	3.9%
Fees and Fines	$54.2	1.8%
Use of Money and Property	$1.0	0.0%
Miscellaneous Revenues	$39.9	1.3%
Subtotal Non-Tax Revenues	$215.3	7.0%
Total General Fund	$3,066.9	100.0%

[1]Reflects Legislative actions approved by the 2013 Legislature (77th Session).

[2]Business License Tax was repealed by S.B. 8 (20th Special Session), but residual amounts are still collected from audits.

The tables on pages 27-29 of Section III - Tax Overview provide description of the Legislative actions approved by the 2011 Legislature reflected in the above table and chart.

GENERAL FUND APPROPRIATION TRENDS

Total General Fund appropriations, as approved by the Legislature, have grown 31.1 percent over the ten-year period from $2.532 billion in FY 2005 to $3.318 billion in FY 2015 (legislatively approved during the 77th Session [2013]). The average annual growth per fiscal year over this 10-year period is 2.7 percent. Over this 10-year period, inflation increased by an average of 2.2 percent per fiscal year and statewide population increased by an average of 1.2 percent per fiscal year. In inflation-adjusted per-capita terms, General Fund appropriations have actually decreased by 7.0 percent from FY 2005 to FY 2015 or an average decrease of 0.7 percent per fiscal year.

Total General Fund appropriations of $3.729 billion in FY 2017, as recommended by the Governor, represent a 47.3 percent increase over the FY 2005 amount of $2.532 billion. After accounting for growth in population and inflation over this 12-year period, the Governor's recommended General Fund appropriation amount for FY 2017 of $3.729 billion is 1.7 percent below the FY 2005 amount in inflation-adjusted per-capita terms.

Total legislatively approved General Fund appropriations for the 2013-15 biennium of $6.596 billion were 6.3 percent above the appropriations approved for the 2011-13 biennium of $6.205 billion.

Total General Fund appropriations for the 2015-17 biennium of $7.314 billion, as recommended by the Governor represent a 10.9 percent increase over the legislatively approved General Fund appropriations of $6.596 billion for the 2013-15 biennium.

The chart on the following page displays the General Fund appropriations by functional area as approved by the Legislature during the 77th Session for the 2013-15 biennium. General Fund appropriations for Education accounted for 53.3 percent of total General Fund appropriations, while Human Services accounted for 31.1 percent.

TOTAL STATE BUDGET TRENDS

As recommended by the Governor in The Executive Budget, funding from all sources, which includes the General Fund, the Highway Fund, federal funds, and other funds available to state agencies for FY 2017 of $10.476 billion represents a 68.2 percent increase over the legislatively approved amount for FY 2005 of $6.228 billion. The Governor recommended amount for FY 2017 represents an average increase over this 12-year period of 4.4 percent per fiscal year.

Total legislatively approved funding from all sources for the 2013-15 biennium of $17.770 billion was 11.9 percent above the total funding approved for the 2011-13 biennium of $15.875 billion.

NEVADA GENERAL FUND APPROPRIATIONS
LEGISLATURE APPROVED – 2013-15 BIENNIUM

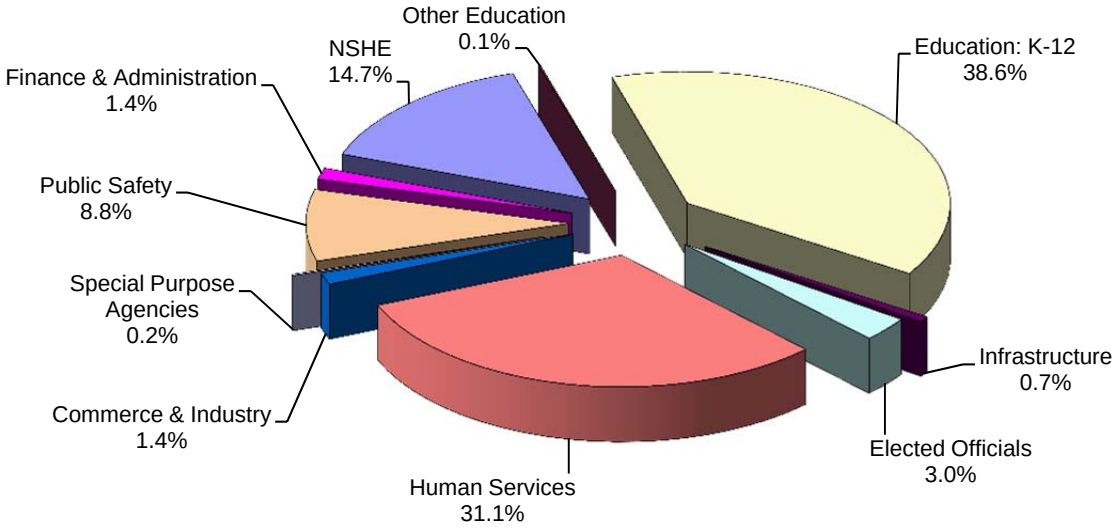

LEGISLATURE APPROVED APPROPRIATIONS - 2013-15 BIENNIUM

	FY 2014	FY 2015	TOTAL	% of Total
Elected Officials	$ 99,986,261	$ 101,350,272	$ 201,336,533	3.1%
Finance & Administration[b.]	$ 39,332,807	$ 52,966,226	$ 92,299,033	1.4%
Education:				
Nevada System of Higher Education	$ 479,590,988	$ 491,663,228	$ 971,254,216	14.7%
Kindergarten to 12th Grade[a.,d.]	$ 1,286,393,103	$ 1,261,243,105	$ 2,547,636,208	38.6%
Other Education[c.]	$ 1,364,681	$ 1,413,969	$ 2,778,650	0.0%
Subtotal Education	$ 1,767,348,772	$ 1,754,320,302	$ 3,521,669,074	53.3%
Commerce & Industry[a.]	$ 47,374,019	$ 47,753,576	$ 95,127,595	1.4%
Human Services	$ 1,005,147,981	$ 1,046,498,292	$ 2,051,646,273	31.1%
Public Safety	$ 289,673,219	$ 289,421,829	$ 579,095,048	8.8%
Infrastructure	$ 23,532,139	$ 20,904,254	$ 44,436,393	0.7%
Special Purpose Agencies	$ 5,225,781	$ 5,231,491	$ 10,457,272	0.2%
Total	**$ 3,277,620,979**	**$ 3,318,446,242**	**$ 6,596,067,221**	**100.0%**

a. 2013 Legislature approved the transfer of appropriations for the Nutrition Education Programs from K-12 Education (Department of Education) to Commerce & Industry (Department of Agriculture).

b. Legislature Approves 2013-15 includes $16,021,435 appropriated to the Board of Examiners for salary adjustment allocations pursuant to Section 7 of A.B. 511.

c. Appropriations for Western Interstate Commission for Higher Education (WICHE) are included under Other Education.

d. Appropriation in FY 2014 of $750,000 for Public Charter School Loan Program under the State Public Charter School Authority is included under K-12 Education.

SECTION II

GENERAL FUND PROJECTED FUND BALANCE

Senate Bill 23 (1993) established an Economic Forum to forecast State General Fund revenues for use by all state agencies, the Governor and the Legislature (NRS 353.226 - NRS 353-229). The Economic Forum must forecast revenues by December 1 of even-numbered years and revise the forecast by May 1 during the legislative session, if necessary. If either the Governor or the Legislature wants to appropriate more than what is available pursuant to the official forecast, a revenue enhancement proposal must be made.

The Governor is recommending the following "new/enhanced" General Fund revenues for the 2015-17 biennium:

	FY 2016	FY 2017	Total 2015-17 Biennium
Revenue Enhancements Scheduled to Sunset June 30, 2015			
Permanently continue the Modified Business Tax rate on NonFinancial Businesses of 1.17% on taxable wages with a wage threshold of $85,000 per quarter.	$ 135,214,000	$ 141,975,000	$ 277,189,000
Continue the Business License Fee increase from $100 to $200 for the initial and annual renewal.	$ 35,743,000	$ 36,723,000	$ 72,466,000
Continue the advance payment on Net Proceeds of Minerals Tax to June 30, 2016.	$ 31,010,569	$ (31,011,000)	$ (431)
Extend the elimination of the deduction for health and industrial insurance expenses for the purpose of calculating the Net Proceeds of Minerals tax liability to June 30, 2016.	$ 8,150,431		$ 8,150,431
Continue to redirect Governmental Services Tax proceeds from the 10% depreciation factor change to the General Fund.	$ 63,259,000	$ 63,702,000	$ 126,961,000
Continue to redirect Governmental Services Tax commissions and penalties from the Department of Motor Vehicles to the General Fund.	$ 27,864,086	$ 29,041,313	$ 56,905,399
Permanently continue the commission from extending the 0.35% increase in the Local School Support Tax rate.	$ 1,382,300	$ 1,463,600	$ 2,845,900
Additional Revenue Enhancements			
Restructure the Business License Fee to a tiered system with graduated fees based on the revenue of the business.	$ 187,500,000	$ 250,000,000	$ 437,500,000
Create a new Modified Business Tax structure specific for mining industry businesses.	$ 7,400,000	$ 7,200,000	$ 14,600,000
Modify the Restricted Slot Tax based on total machines or revenues on a slot route instead of on a physical location.	$ 16,500,000	$ 22,500,000	$ 39,000,000
Increase the Cigarette Tax for a pack of 20 cigarettes from 80-cents to $1.20 per pack.	$ 39,600,000	$ 38,700,000	$ 78,300,000
Total New/Enhanced General Fund Revenue	$ 553,623,386	$ 560,293,913	$ 1,113,917,299

Once the official forecast of state revenues has been completed, an estimate of the unappropriated General Fund balance (surplus) can be made. The schedule on page 22 displays the General Fund balance as estimated by the Budget Division for Fiscal Years 2015 through 2017. This balance is estimated to be achieved based on the General Fund revenue projections as provided by the Economic Forum on December 3, 2014 (decrease of $87.0 million for FY 2015 from the May 1, 2013, projections, and the amount approved by the 2013 Legislature). The Governor is also recommending reversions and fund transfers of $182 million in Fiscal Year 2015 (refer to the schedule for details).

The projected General Fund balance, before any legislative action, on June 30, 2015, is projected to be $256.8 million. Pursuant to NRS 353.213, the recommended budget must provide for a reserve of not less than 5 percent, or more than 10 percent of the total proposed ongoing appropriations from the State General Fund. Based on this statute, the ending fund balance for FY 2015 requires a minimum reserve of $165.6 million (5 percent of approved operating appropriations of $3.3 billion); this results in $91.1 million available for appropriation in FY 2015 by the 2015 Legislature. Under the proposed budget, the balance would increase from $183.5 million on June 30, 2014, to $277.6 million on June 30, 2017 (minimum 5 percent reserve would be $186.4 million).

ACCOUNT TO STABILIZE THE OPERATION OF STATE GOVERNMENT (NRS 353.288)

In 1991, the Legislature created the Account to Stabilize the Operation of State Government (Rainy Day Account) to help stabilize the budget. The idea was to create a state trust account, which could be funded during good times and accessed in a fiscal emergency. When the State General Fund surplus reaches a certain threshold at the end of a fiscal year, a portion of the excess is to be held to help the state through financial emergencies. The conditions under which monies can be expended are defined in law (NRS 353.288) and provide that the Chief of the Budget Division of the Department of Administration may submit a request to the State Board of Examiners to transfer funds from the Rainy Day Account to the State General Fund to offset a budget shortfall or fiscal emergency under certain circumstances. Any transfer from the Rainy Day Account to the State General Fund must be approved by either the Legislature, if in session, or the Interim Finance Committee, if the Legislature is not in session. The Interim Finance Committee is not bound by the recommendations of the State Board of Examiners.

The 2003 Legislature approved Assembly Bill 259, which provided for the transfer of $135 million from the Rainy Day Account to the State General Fund. Following this transfer, approximately $1.3 million remained in the Rainy Day Account. The 24th Special Session (2008) approved Senate Bill 1, which provided for the transfer of $267 million from the Rainy Day Account to the State General Fund. The 26th Special Session (2010) of the Legislature approved Assembly Bill 3, which provided for the transfer of $632,516 from the Rainy Day Account to the State General Fund. The 2013 Legislature approved the transfer of the combined total of $84.7 million from the Rainy Day Account to the General Fund (A.B. 507) in FY 2014 for unrestricted General fund use.

The following chart summarizes the activities in the Account to Stabilize the Operation of State Government subsequent to the 2003 Legislature:

The Account to Stabilize the Operation of State Government	
Balance – Close of the 2003 Legislative Session	**$1,340,970**
Transfer per NRS 353.288 – Close of FY 2004	$70,609,836
Contingent Appropriation – Senate Bill 1, 20th Special Session	$50,000,000
Transfer per NRS 353.288 – Close of FY 2005	$25,214,470
Appropriation Approved by 2005 Legislature – FY 2006	$37,000,000
Transfer per NRS 353.288 – Close of FY 2006	$49,467,240
Appropriation Approved by 2005 Legislature – FY 2007	$34,000,000
Estimated Balance – Close of FY 2007	**$267,632,516**
Senate Bill 1, 24th Special Session	-$267,000,000
Balance Start of 2009 Legislative Session	**$632,516**
Assembly Bill 3, 26th Special Session	-$632,516
Transfer per NRS 353.288 – Close of FY 2010	$41,321,014
Balance Start of 2011 Legislative Session	**$41,321,014**
Assembly Bill 561, 76th Session	-$41,321,014
Transfer per NRS 353.288 – Close of FY 2011	$39,237,222
Transfer per NRS 353.288 – Close of FY 2012	$45,500,054
Balance Start of 2013 Legislative Session	**$84,737,276**
Assembly Bill 507, 77th Session	-$84,737,276
Transfer per NRS 353.288 – Close of FY 2013	$28,061,106
Balance Start of 2015 Legislative Session	**$28,061,106**

Statement of Projected Unappropriated
General Fund Balance – Fiscal Years 2015-17 – Governor Recommends

Unappropriated Balance July 1, 2014 (a.)			**$**	**183,544,262**
Unrestricted General Fund Revenue				
Projected Revenues FY 2015 - Economic Forum December 3, 2014	$	3,205,289,294		
Restricted General Fund Revenue				
Unclaimed Property - Millennium Scholarships	$	7,600,000		
Quarterly Slot Tax - Problem Gambling	$	1,459,932		
General Fund Reversions / Fund Transfers				
Unrestricted General Fund Reversions	$	40,000,000		
Transfer from Reserves	$	113,898,958		
Transfer from Rainy Day Fund	$	28,061,106		
Total Funds Available			**$**	**3,579,853,552**
Less Appropriations				
FY 2015 Operating Appropriations	$	(3,318,446,242)		
Appropriations Transferred Between Fiscal Years	$	6,309,803		
One-Time Appropriations 2013 Legislature	$	(401,456)		
Total FY 2015 Appropriations Before Legislative Action			**$**	**(3,312,537,895)**
Restricted General Fund Transfers				
Unclaimed Property - Millennium Scholarships			$	(7,600,000)
Problem Gambling			$	(1,459,932)
Transfer to Disaster Relief Account			$	(1,500,000)
Total Estimated General Fund Balance July 1, 2015			**$**	**256,755,725**
5% Minimum Ending Fund Balance			**$**	**165,606,822**
Balance Over / (Under) 5% Minimum Ending Fund Balance			**$**	**91,148,903**

(a.) Subject to reconciliation with the Controller's Annual Report.

Estimated General Fund Balance Before Legislative Action				
Unrestricted General Fund Revenue				
Projected Revenues FY 2016 - Economic Forum December 3, 2014	$	3,069,593,035		
Restricted General Fund Revenue				
Unclaimed Property - Millennium Scholarships	$	7,600,000		
Quarterly Slot Tax - Problem Gambling	$	1,394,233		
General Fund Reversions	$	40,000,000		
Restricted General Fund Transfers				
Unclaimed Property - Millennium Scholarships	$	(7,600,000)		
Quarterly Slot Tax - Problem Gambling	$	(1,394,233)		
Total Estimated Revenues & Reversions FY 2016			**$**	**3,109,593,035**
Unrestricted General Fund Revenue				
Projected Revenues FY 2017 - Economic Forum December 3, 2014	$	3,260,982,435		
Restricted General Fund Revenue				
Unclaimed Property - Millennium Scholarships	$	7,600,000		
Quarterly Slot Tax - Problem Gambling	$	1,391,892		
General Fund Reversions	$	40,000,000		
Restricted General Fund Transfers				
Unclaimed Property - Millennium Scholarships	$	(7,600,000)		
Quarterly Slot Tax - Problem Gambling	$	(1,391,892)		
Transfer to Disaster Relief Account	$	(2,000,000)		
Fund to Stabilize the Operation of State Government	$	(38,212,763)		
Total Estimated Revenues & Reversions FY 2017			**$**	**3,260,769,672**
Estimated Unappropriated Balance July 1, 2017, Before Legislative Action			**$**	**6,627,118,432**

Statement of Projected Unappropriated
General Fund Balance – Fiscal Years 2015-17 – Governor Recommends

Recommended General Fund Revenues / Appropriations Before the 78th Nevada Legislature				
New / Redirected General Fund Revenues - FY 2016				
Continue 1.17% Modified Business Tax rate and inc. taxable wage threshold to $85,000	$	135,214,000		
Continue the Business License Fee increase from $100 to $200	$	35,743,000		
Continue advance payment on the Net Proceeds of Minerals Tax (FY 2016 only)	$	31,010,569		
Extend the prohibition on Net Proceeds of Minerals Tax deductions (FY 2016 only)	$	8,150,431		
Redirect Government Services Tax to the General Fund	$	63,259,000		
Redirect Government Services Tax Commission and Penalties to the General Fund	$	27,864,086		
Commission on the .35% Local School Support Tax increase extension	$	1,382,300		
Restructure the Business License Fee to a tiered system	$	187,500,000		
Create a new Modified Business Tax on Mining	$	7,400,000		
Modify the Restricted Slot Tax to be based on total machines or revenue on a slot route	$	16,500,000		
Increase the 80-cents per pack of 20 cigarettes to $1.20 per pack	$	39,600,000		
Total New / Redirected General Fund Revenues - FY 2016			**$**	**553,623,386**
New / Redirected General Fund Revenues - FY 2017				
Continue 1.17% Modified Business Tax rate and inc. taxable wage threshold to $85,000	$	141,975,000		
Continue the Business License Fee increase from $100 to $200	$	36,723,000		
Continue advance payment on the Net Proceeds of Minerals Tax (FY 2016 only)	$	(31,011,000)		
Extend the prohibition on Net Proceeds of Minerals Tax deductions (FY 2016 only)	$	-		
Redirect Government Services Tax to the General Fund	$	63,702,000		
Redirect Government Services Tax Commission and Penalties to the General Fund	$	29,041,313		
Commission on the .35% Local School Support Tax increase extension	$	1,463,600		
Restructure the Business License Fee to a tiered system	$	250,000,000		
Create a new Modified Business Tax on Mining	$	7,200,000		
Modify the Restricted Slot Tax to be based on total machines or revenue on a slot route	$	22,500,000		
Increase the 80-cents per pack of 20 cigarettes to $1.20 per pack	$	38,700,000		
Total New / Redirected General Fund Revenues - FY 2017			**$**	**560,293,913**
Total New / Redirected General Fund Revenues Before 78th Nevada Legislature			**$**	**1,113,917,299**
2015 Supplemental Appropriations	$	(82,944,990)		
2015 One-Time Appropriations	$	(1,259,928)		
Estimated Cost of the 78th Nevada Legislature	$	(18,000,000)		
2015 Recommended Appropriations			**$**	**(102,204,918)**
2016 Operating Appropriations	$	(3,585,526,881)		
2016 One-Time Appropriations	$	(6,925,847)		
2016 Restoration of Fund Balances	$	(20,000,000)		
2016 Operating Appropriation - Aviation Trust Account	$	(100,000)		
2016 Recommended Appropriations			**$**	**(3,612,552,728)**
2017 Operating Appropriations	$	(3,728,626,482)		
2017 Operating Appropriation - Aviation Trust Account	$	(100,000)		
Estimated Cost of the 79th Nevada Legislature	$	(20,000,000)		
2017 Recommended Appropriations			**$**	**(3,748,726,482)**
2015-17 Recommended Appropriations			**$**	**(7,463,484,128)**
Estimated Unappropriated Balance July 1, 2017, Before Legislative Action			**$**	**6,627,118,432**
Total New / Redirected General Fund Revenues Before 78th Nevada Legislature			**$**	**1,113,917,299**
Recommended Appropriations Before the 78th Nevada Legislature			**$**	**(7,463,484,128)**
Estimated Unappropriated General Fund Balance June 30, 2017			**$**	**277,551,603**
Minimum 5% Ending Fund Balance			**$**	**186,436,324**
Amount Over / (Under) Minimum 5% Ending Fund Balance			**$**	**91,115,279**

SECTION III

TAX OVERVIEW

This section reviews the major tax policy changes approved by the Legislature for the 77th Regular Session (2013) and the 28th Special Session (2014). Summaries of tax policy changes between 1979 and 2013 are included in the *Revenue Reference Manual* prepared by the Fiscal Analysis Division, which is available from the Fiscal Analysis Division, or can be found on the Legislative Counsel Bureau's website at http://www.leg.state.nv.us/Division/Fiscal/.

77TH LEGISLATIVE SESSION (2013)

Though the economy in Nevada and nationwide had begun to recover in 2011 and 2012, it was believed by many that the revenue enhancements originally passed during the 2009 Session and renewed in 2011 would need to be continued during the 2013 Session in order to continue essential state government services. Indeed, several months before The Executive Budget was submitted to the Legislature, Governor Sandoval announced that many of the revenue enhancements that were due to expire on June 30, 2013, would be continued as part of the budget submitted for the 2014-15 biennium.

Ultimately, though several pieces of legislation were introduced and considered that would provide additional sources of revenue for the state in addition to those proposed in the Governor's budget, the Legislature approved extensions of many of the revenue sources set to expire at the end of Fiscal Year 2013, including the increases in the Local School Support Tax, Modified Business Tax on Nonfinancial Institutions, and Business License Fee, as well as delaying the redirection of a portion of the Governmental Services Tax to the State Highway Fund and the proceeds from the state 3 percent room tax to the State Supplemental School Support Fund until Fiscal Year 2016. The Legislature also considered and approved, as part of the legislation approved for the regulation of medical marijuana, a new excise tax for the sale of marijuana products sold in the state for medical purposes. The proceeds of the excise tax are to be used to support the administration of the program and for the support of K-12 education.

During the 2013 Session, the Legislature also approved two programs designed to promote economic and community development in Nevada by providing credits against certain taxes paid to the State General Fund. A transferrable film tax credit program was authorized for four years that provides credits against the gaming percentage fee tax, modified business tax, and insurance premium tax based on a percentage of certain expenses associated with filming productions in the state. A "New Market Tax Credit" program was established that provides credits against the insurance premium tax to insurance providers who make qualified equity investments in certain community development entities.

28TH SPECIAL SESSION (2014)

In September 2014, during the 28th Special Session, the Legislature passed legislation that allows the Governor's Office of Economic Development (GOED) to approve abatements of property tax and sales and use taxes to certain qualifying projects who make a capital investment in Nevada of at least $3.5 billion during the 10-year period immediately following the approval of the application. The legislation also allows for the issuance of up to $195 million in transferable tax credits against the gaming percentage fee tax, modified business tax, and insurance premium tax, in the amount of $12,500 for each qualified employee employed by the participants of the project, up to a maximum of 6,000 employees; plus an additional 5 percent of the first $1 billion of new capital investment in the state made collectively by the participants in the qualified project; plus an additional 2.8 percent of the next $2.5 billion in new capital investment in the state made collectively by the participants in the qualified project..

The legislation allows the GOED to issue up to $45 million in tax credits per year (though additional credits may be issued in future years if the GOED does not issue the maximum of $45 million in any single year.)

Table 1 summarizes the changes to General Fund revenue sources enacted by the Legislature during the 77th Legislative Session for FY 2014 and FY 2015.

TABLE 1 - ADJUSTMENTS TO THE ECONOMIC FORUM MAY 1, 2013, FORECAST FOR THE 2013-15 BIENNIUM BASED ON MEASURES APPROVED BY THE 2013 LEGISLATURE (77th SESSION)

DESCRIPTION	ESTIMATED REVENUE IMPACT FROM LEGISLATIVE ACTIONS						
	FY 2013	% Change	FY 2014	% Change	FY 2015	% Change	2013-2015 BIENNIUM*
Economic Forum May 1, 2013, Forecast Without Measures Approved by the 2013 Legislature	**$3,086,745,344**	**0.2%**	**$2,818,522,472**	**-8.7%**	**$3,035,822,473**	**7.7%**	**$5,854,344,945**
TAXES							
NET PROCEEDS OF MINERALS TAX - PREPAYMENT (S.B. 475)			$88,295,000		$2,936,000		$91,231,000
S.B. 475 extends the June 30, 2013, sunset (approved in A.B. 561 (2011 Session)) to June 30, 2015, on the Net Proceeds of Minerals (NPM) tax. This extends the payment of taxes in the current fiscal year based on the estimated net proceeds for the current calendar year with a true-up against actual net proceeds for the calendar year in the next fiscal year. The two-year extension of the sunset yields NPM tax in FY 2014 as tax payments are required in FY 2015 with or without the extension of the sunset. Additional revenue is estimated for FY 2015 as the difference between the Economic Forum forecast, based on elimination of the sunset, and the estimate for FY 2015, based on the extension of the sunset. (This item was included in the Governor's Executive Budget.)							
NET PROCEEDS OF MINERALS TAX - HEALTH AND INSURANCE DEDUCTION (S.B. 475)			$7,393,000		$9,741,000		$17,134,000
S.B. 475 extends the June 30, 2013, sunset (approved in S.B. 493 (2011)) to June 30, 2015, that eliminates health and industrial insurance deductions allowed against gross proceeds to determine net proceeds for the purpose of calculating the Net Proceeds of Minerals (NPM) tax liability. (This item was included in the Governor's Executive Budget.)							
BUSINESS LICENSE FEES (S.B. 475)			$31,273,000		$31,587,000		$62,860,000
S.B. 475 extends the sunset from June 30, 2013, (approved in A.B. 561 (2011 Session)) to June 30, 2015, on the $100 increase in the Business License Fee (BLF) from $100 to $200 for the initial and annual renewal.							
MODIFIED BUSINESS TAX - NON-FINANCIAL INSTITUTIONS (S.B. 475)			$113,501,000		$120,572,000		$234,073,000
S.B. 475 changes the structure and tax rate for the Modified Business Tax on General Business (nonfinancial institutions) for FY 2014 and FY 2015 by exempting taxable wages (gross wages less allowable health care expenses) paid by an employer to employees up to and including $85,000 per quarter and taxable wages exceeding $85,000 per quarter are taxed at 1.17%, effective July 1, 2013. The taxable wages exemption threshold was $62,500 per quarter for FY 2012 and FY 2013, based on A.B. 561 (2011). These provisions in S.B. 475 for the MBT-General Business sunset effective June 30, 2015, at which time the tax rate will be 0.63% on all taxable wages per quarter. (This item was included in the Governor's Executive Budget.)							
SALES AND USE TAX - GENERAL FUND COMMISSIONS (S.B. 475)			$1,226,600		$1,294,100		$2,520,700
Extension of the sunset on the 0.35% increase in the Local School Support Tax (LSST) in S.B. 475 from June 30, 2013, to June 30, 2015 generates additional revenue from the 0.75% General Fund Commission assessed against LSST proceeds before distribution to school districts in each county.							
GOVERMENTAL SERVICES TAX - GST (A.B. 491)			$64,224,000		$65,134,000		$129,358,000
A.B. 491 requires the portion of the Governmental Services Tax (GST) generated from the 10% depreciation schedule change, approved in S.B. 429 (2009), to continue to be allocated to the State General Fund for FY 2014 and FY 2015, instead of the State Highway Fund as approved in S.B. 429 (2009). Under A.B. 491, the additional revenue generated from the GST depreciation schedule change is required to be deposited in the State Highway Fund beginning in FY 2016. (This item was included in the Governor's Executive Budget.)							
NET IMPACT - TOTAL TAXES			$305,912,600		$231,264,100		$537,176,700

TABLE 1 - ADJUSTMENTS TO THE ECONOMIC FORUM MAY 1, 2013, FORECAST FOR THE 2013-15 BIENNIUM BASED ON MEASURES APPROVED BY THE 2013 LEGISLATURE (77th SESSION)

DESCRIPTION	ESTIMATED REVENUE IMPACT FROM LEGISLATIVE ACTIONS						
	FY 2013	% Change	FY 2014	% Change	FY 2015	% Change	2013-2015 BIENNIUM*
LICENSES							
PRIVATE SCHOOL LICENSE FEES (S.B. 470)			$86,675		$80,700		$167,375
S.B. 470 increases certain existing fees and imposes a new fee collected by the Commission on Postsecondary Education from certain private postsecondary educational institutions. (This item was included in the Governor's Executive Budget.)							
NET IMPACT - LICENSES			$86,675		$80,700		$167,375
FEES AND FINES							
VITAL STATISTICS FEES (A.B. 449)			($1,027,500)		($1,007,300)		($2,034,800)
A.B. 449 requires revenue from fees for vital statistics collected by the Health Division of the Department of Health and Human Services to be retained by the division and not deposited in the State General Fund, beginning in FY 2014. (This item was included in the Governor's Executive Budget.)							
STATE ENGINEER FEES (S.B. 468)			($2,600,000)		($2,600,000)		($5,200,000)
S.B. 468 increases various fees and requires the revenue from the fees collected by the State Water Engineer of the Department of Conservation and Natural Resources (DCNR) to be deposited in the Water Distribution Revolving Account for use by the Division of Water Resources of DCNR and not deposited in the State General Fund, beginning in FY 2014. (This item was included in the Governor's Executive Budget.)							
NET IMPACT - FEES AND FINES			($3,627,500)		($3,607,300)		($7,234,800)
USE OF MONEY AND PROPERTY							
MOTOR POOL REPAYMENT (S.B. 521)			$83,332		$125,000		$208,332
Section 23 of S.B. 521 allows the Fleet Services Division of the Department of Administration to use revenues from intergovernmental transfers to the State General Fund for the repayment of $2.5 million that was appropriated to the Division for the purchase of a building in Las Vegas. The legislatively approved repayment from the Division to the State General Fund is $83,332 in FY 2014 and $125,000 in FY 2015, with an annual repayment of $125,000 each year through FY 2035.							
NET IMPACT - USE OF MONEY AND PROPERTY			$83,332		$125,000		$208,332

TABLE 1 - ADJUSTMENTS TO THE ECONOMIC FORUM MAY 1, 2013, FORECAST FOR THE 2013-15 BIENNIUM BASED ON MEASURES APPROVED BY THE 2013 LEGISLATURE (77th SESSION)

DESCRIPTION	ESTIMATED REVENUE IMPACT FROM LEGISLATIVE ACTIONS						
	FY 2013	% Change	FY 2014	% Change	FY 2015	% Change	2013-2015 BIENNIUM*
OTHER REVENUE							
GST COMMISSIONS AND PENALTIES COLLECTED BY THE DMV (A.B. 491)					$24,911,680		$24,911,680
A.B. 491 requires the proceeds from the commission retained by the Department of Motor Vehicles from the amount of Governmental Services Tax (GST) collected and any penalties for delinquent payment of the GST to be transferred to the State General Fund in FY 2015 only. A.B. 491 specifies that the amount transferred shall not exceed $20,813,716 from commissions and $4,097,964 from penalties in FY 2015. (This item was included in the Governor's Executive Budget.)							
COURT ADMINISTRATIVE ASSESSMENTS			$2,621,200		$2,759,200		$5,380,400
Estimated portion of the revenue generated from Court Administrative Assessment Fees to be deposited in the State General Fund (pursuant to subsection 9 of NRS 176.059), based on the legislatively approved budget for the Court Administrative Assessment Fee revenues (pursuant to subsection 8 of NRS 176.059). (This item was included in the Governor's Executive Budget.)							
COST RECOVERY PLAN			$2,122,819		$1,024,915		$3,147,734
Adjustment to the Statewide Cost Allocation amount included in the Legislature Approves budget after the May 1, 2013, approval of the General Fund revenue forecast by the Economic Forum.							
NET IMPACT - OTHER REVENUE			$4,744,019		$28,695,795		$33,439,814
NET IMPACT - TOTAL GENERAL FUND			**$307,199,126**		**$256,558,295**		**$563,757,421**
ECONOMIC FORUM MAY 1, 2013, FORECAST AFTER ADJUSTMENTS BASED ON MEASURES APPROVED BY THE 2013 LEGISLATURE	**$3,086,745,344**	**0.9%**	**$3,125,721,598**	**1.3%**	**$3,292,380,768**	**5.3%**	**$6,418,102,366**

* The amounts shown in the 2013-2015 Biennium column represent the sum of the FY 2014 and FY 2015 amounts and do not include any amounts shown for FY 2013.

ADJUSTMENTS TO THE ECONOMIC FORUM MAY 1, 2013, FORECAST FOR THE 2013-15 BIENNIUM
ADJUSTMENTS TO THE DISTRIBUTIVE SCHOOL ACCOUNT (DSA) FOR THE 2013-15 BIENNIUM
BASED ON MEASURES APPROVED BY THE 2013 LEGISLATURE (77th SESSION)

DESCRIPTION	ESTIMATED REVENUE IMPACT FROM LEGISLATIVE ACTIONS						
	FY 2013	% Change	FY 2014	% Change	FY 2015	% Change	2013-2015 BIENNIUM*
STATE 3% ROOM TAX- I.P. 1 (S.B. 522) S.B. 522 requires the proceeds generated from the State 3% Room Tax deposited in the State Supplemental School Support Fund, pursuant to I.P. 1 (2009 Session), to be transferred to the Distributive School Account (DSA) for FY 2014 and FY 2015. The transfer of the room tax proceeds to the DSA provides a State General Fund offset in FY 2014 and FY 2015. Beginning in FY 2016, the proceeds from the State 3% Room Tax will remain in the State Supplemental School Support Fund and will be used to provide funding for K-12 education as intended under I.P. 1.			$131,932,800		$136,653,300		$268,586,100
LOCAL SCHOOL SUPPORT TAX (S.B. 475) S.B. 475 extends the sunset on the 0.35% increase in the Local School Support Tax (LSST) rate from 2.25% to 2.60%, approved in A.B. 561 (2011 Session), from June 30, 2013, to June 30, 2015. The proceeds from the LSST provide revenue for K-12 education and provide a State General Fund offset for FY 2014 and FY 2015 through the Nevada Plan funding mechanism.			$162,317,200		$171,244,600		$333,561,800
NET PROCEEDS OF MINERALS TAX (S.B. 475) - PREPAYMENT The extension of the prepayment sunset for the Net Proceeds of Minerals (NPM) tax in S.B. 475, discussed in the General Fund revenue table, yields revenue for those school districts with mining activity in FY 2015. The extension of the prepayment sunset actually requires a NPM tax payment for FY 2014, but the NPM tax revenue budgeted by the school districts each fiscal year is based on NPM tax paid in the prior fiscal year. The amount represents the estimate of the additional NPM revenue that is considered as local funds available under the Nevada Plan funding formula for K-12 education and provides a State General Fund offset.					$28,175,600		$28,175,600
NET PROCEEDS OF MINERALS TAX (S.B. 475) - HEALTH & INDUSTRIAL INSURANCE DEDUCTION The changes to health and industrial insurance deductions for the Net Proceeds of Minerals (NPM) Tax in S.B. 475, discussed in the General Fund revenue table, also generate additional NPM revenue for those school districts with mining activity. The amount represents the estimate of the additional NPM revenue that is considered as local funds available under the Nevada Plan funding formula for K-12 education and provides a State General Fund offset.					$2,852,800		$2,852,800
NET IMPACT - DSA			**$294,250,000**		**$338,926,300**		**$633,176,300**

GENERAL FUND AND DISTRIBUTIVE SCHOOL ACCOUNT (DSA)
ADJUSTMENTS TO THE GENERAL FUND AND DSA FOR THE 2013-15 BIENNIUM
BASED ON MEASURES APPROVED BY THE 2013 LEGISLATURE (77th SESSION) - UPDATED 9/5/2014

DESCRIPTION	ESTIMATED REVENUE IMPACT FROM LEGISLATIVE ACTIONS						
	FY 2013	% Change	FY 2014	% Change	FY 2015	% Change	2013-2015 BIENNIUM*
GENERAL FUND			$307,199,126		$256,558,295		$563,757,421
DISTRIBUTIVE SCHOOL ACCOUNT (DSA)			$294,250,000		$338,926,300		$633,176,300
NET IMPACT - GENERAL FUND AND DSA			**$601,449,126**		**$595,484,595**		**$1,196,933,721**

* The amounts shown in the 2013-2015 Biennium column represent the sum of the FY 2014 and FY 2015 amounts and do not include any amounts shown for FY 2013.

SECTION IV

GENERAL FUND APPROPRIATIONS AND TOTAL BUDGET

On January 15, 2015, Governor Brain Sandoval transmitted The 2015-17 Executive Budget to the 78th Nevada Legislature. The budget includes recommendations for a capital improvement program, supplemental and one-shot appropriations, as well as operating appropriations and authorizations for Fiscal Years 2016 and 2017.

EXPENDITURE CAP

The 1979 Legislature established the state's current expenditure limitation (NRS 353.213), which applies to all General Fund appropriations recommended by the Governor, except appropriations recommended for construction. The base period is the 1975-77 biennium (Fiscal Years 1976 and 1977), and the base amount is increased by the growth in population and the rate of inflation each biennium. The limitation can be exceeded to the extent necessary to meet situations involving a threat to life or property.

Historically, the expenditure limitation has been higher than the amount of General Fund appropriations recommended in The Executive Budget and therefore has not been a factor in the budgeting process. However, the difference between the expenditure limitation and General Fund appropriations recommended in The Executive Budget began to narrow during the last decade, resulting in the recommended General Fund appropriations in The Executive Budget submitted to the 2005 Legislature being only slightly under the expenditure limitation. Due to the current economic downturn and the subsequent reduction in General Fund revenues, the expenditure limitation is again no longer a factor in the budgeting process.

The current expenditure limitation and the General Fund appropriations recommended by the Governor for each biennium under review by the 2015 Legislature are outlined below:

	2013-15 Biennium	2015-17 Biennium
Expenditure Limitation (c.) (d.)	$8,314,269,733	$8,938,825,864
General Fund Appropriations		
2013 Legislature Approves (a.)	$6,606,921,278	
2015 Governor Recommends (b.)	103,704,918	$7,375,044,474
Total Appropriations	$6,710,626,196	$7,375,044,474
Over/(Under) Expenditure Limitation	($1,603,643,537)	($1,563,668,826)

(a.) Source – 2013 – Legislative Appropriations Report, page 47
(b.) The Executive Budget, INTRODUCTION – 12, 13 and 14 Unrestricted Appropriations/Transfers for FY 2015, FY 2016 and FY 2017
(c.) The expenditure limitation for the 2013-15 biennium is based on the July 1, 2012, population estimate certified by the Governor of 2,750,217.
(d.) The expenditure limitation for the 2015-17 biennium is based on the July 1, 2014, statewide population estimate certified by the Governor of 2,843,301.

2015-17 EXECUTIVE BUDGET

The Governor's recommended budget includes approximately $7.314 billion in General Fund operating appropriations for the 2015-17 biennium. Supplemental appropriations, appropriations to restore various fund balances, one-time appropriations and the estimated cost of the 78th Legislature total $129.3 million, as noted in the table below. Additionally, the Governor has recommended reserving $20 million to fund the estimated cost of the 79th Legislature.

Purpose	FY 2015	FY 2016	FY 2017	Total
Supplemental Appropriations	$ 82,944,990	$ -	$ -	$ 82,944,990
Restoration of Fund Balances	$ -	$ 20,000,000	$ -	$ 20,000,000
Estimated Cost of the 78th Legislature	$ 18,000,000	$ -	$ -	$ 18,000,000
One-Time Appropriations	$ 1,259,928	$ 4,945,099		$ 6,205,027
Opeating Appropriation - Aviation Trust Account	$ -	$ 100,000	$ 100,000	$ 200,000
Capital Improvement Program	$ -	$ 1,980,748	$ -	$ 1,980,748
Subtotal	**$102,204,918**	**$ 27,025,847**	**$ 100,000**	**$129,330,765**
Estimated Cost of the 79th Legislature (a.)	$ -	$ -	$ 20,000,000	$ 20,000,000
Total	**$102,204,918**	**$ 27,025,847**	**$ 20,100,000**	**$149,330,765**
(a.) Reserved for appropriation by the 2017 Legislature.				

Total General Fund appropriations for the 2015-17 biennium (including one-time and supplemental appropriations for Fiscal Year 2015) as recommended in The Executive Budget are $7.443 billion. This represents an increase of 11.0 percent from General Fund appropriations as approved by the 2013 Legislature for the 2013-15 biennium ($6.709 billion).

In The 2015-17 Executive Budget, the Governor recommends restoring salary reductions for state employees, which have been instituted for the past six years, by discontinuing six unpaid furlough days along with the continuation of merit salary increases for classified state employees that were reinstated beginning on July 1, 2014. The Governor recommends a reduction that affects long-term classified state and university system employees through the permanent elimination of longevity payments.

After adjusting for interagency transfers, appropriations and authorizations for the 2015-17 biennium from all revenue sources total $20.717 billion, which compares to the $17.770 billion approved by the 2013 Legislature. This represents an increase of 16.6 percent in total funding recommended for the 2015-17 biennium compared to the 2013-15 biennium.

The schedules that follow contain all of the appropriations recommended by the Governor for the 2015-17 biennium. Also included is a "pie chart" that illustrates the proposed distribution of General Fund appropriations among the various governmental functions.

Following are summaries and schedules that reflect the proposed spending in the Governor's budget. Included is a "Source of Funds Summary," which compares the proposed operating appropriations and authorizations to those in the current biennium by funding source; a list of proposed supplemental appropriations for the current year; the amounts recommended to restore certain fund balances; and information on the Governor's proposed Capital Improvement Program.

Nevada Legislative Counsel Bureau
Source of Funds Summary
2015-17 Fiscal Report

	2013-2014 Actual	2014-2015 Work Program	2015-2016 GOVERNOR RECOMMENDS	% Change	2016-2017 GOVERNOR RECOMMENDS	% Change
ELECTED OFFICIALS						
GENERAL FUND	100,491,653	101,734,920	120,823,498	18.76	123,737,169	2.41
BALANCE FORWARD	60,294,684	195,041,200	158,084,307	-18.95	146,453,665	-7.36
FEDERAL FUND	7,499,191	5,506,379	4,887,021	-11.25	4,747,692	-2.85
HIGHWAY FUND	5,000	5,000	5,000		5,000	
INTERAGENCY TRANSFER	56,382,669	58,466,662	74,395,065	27.24	82,040,387	10.28
INTERIM FINANCE	430,252	2,210,033				
OTHER FUND	208,394,941	212,164,029	226,028,544	6.53	232,559,869	2.89
REVERSIONS	-1,329,877					
TOTAL FOR ELECTED OFFICIALS	432,168,513	575,128,223	584,223,435	1.58	589,543,782	.91
Less: INTER-AGENCY TRANSFER	56,382,669	58,466,662	74,395,065	27.24	82,040,387	10.28
NET ELECTED OFFICIALS	375,785,844	516,661,561	509,828,370	-1.32	507,503,395	-.46
FINANCE & ADMINISTRATION						
GENERAL FUND	39,332,806	52,966,226	49,591,793	-6.37	47,861,165	-3.49
BALANCE FORWARD	17,513,627	31,590,641	29,190,407	-7.60	26,958,290	-7.65
FEDERAL FUND	3,975,678	4,764,509	4,215,407	-11.52	4,215,407	
HIGHWAY FUND	2,472,953	2,367,294	325,072	-86.27	3,900,000	1,099.73
INTERAGENCY TRANSFER	95,699,268	101,778,923	107,128,340	5.26	105,561,070	-1.46
INTERIM FINANCE	563,080	24,779				
OTHER FUND	15,350,346	16,962,647	18,133,905	6.90	17,974,330	-.88
REVERSIONS	-11,906,562					
TOTAL FOR FINANCE & ADMINISTRATION	163,001,196	210,455,019	208,584,924	-.89	206,470,262	-1.01
Less: INTER-AGENCY TRANSFER	95,699,268	101,778,923	107,128,340	5.26	105,561,070	-1.46
NET FINANCE & ADMINISTRATION	67,301,928	108,676,096	101,456,584	-6.64	100,909,192	-.54
EDUCATION						
GENERAL FUND	1,781,561,467	1,740,147,607	1,941,944,544	11.60	2,004,625,328	3.23
BALANCE FORWARD	-16,120,817	21,518,305	5,404,759	-74.88	6,532,958	20.87
FEDERAL FUND	259,411,469	287,951,526	279,182,944	-3.05	270,199,296	-3.22
INTERAGENCY TRANSFER	155,226,679	156,954,700	165,827,196	5.65	170,664,994	2.92
OTHER FUND	560,245,565	575,772,574	592,912,339	2.98	616,882,598	4.04
REVERSIONS	-1,955,109					
TOTAL FOR EDUCATION	2,738,369,254	2,782,344,712	2,985,271,782	7.29	3,068,905,174	2.80
Less: INTER-AGENCY TRANSFER	155,226,679	156,954,700	165,827,196	5.65	170,664,994	2.92
NET EDUCATION	2,583,142,575	2,625,390,012	2,819,444,586	7.39	2,898,240,180	2.79
COMMERCE & INDUSTRY						
GENERAL FUND	47,374,019	47,753,576	73,966,167	54.89	53,948,508	-27.06
BALANCE FORWARD	-10,689,988	76,834,697	59,367,226	-22.73	70,524,472	18.79
FEDERAL FUND	146,363,295	152,298,619	150,145,501	-1.41	144,970,057	-3.45
HIGHWAY FUND	2,400,107	2,379,382	2,805,362	17.90	2,967,460	5.78
INTERAGENCY TRANSFER	27,476,643	30,402,946	30,410,715	.03	28,389,420	-6.65
INTERIM FINANCE	1,703,397	1,248,000				
OTHER FUND	191,890,955	142,323,154	155,045,867	8.94	156,258,660	.78
REVERSIONS	-5,389,098					
TOTAL FOR COMMERCE & INDUSTRY	401,129,330	453,240,374	471,740,838	4.08	457,058,577	-3.11
Less: INTER-AGENCY TRANSFER	27,476,643	30,402,946	30,410,715	.03	28,389,420	-6.65
NET COMMERCE & INDUSTRY	373,652,687	422,837,428	441,330,123	4.37	428,669,157	-2.87

Nevada Legislative Counsel Bureau
Source of Funds Summary
2015-17 Fiscal Report

	2013-2014 Actual	2014-2015 Work Program	2015-2016 GOVERNOR RECOMMENDS	% Change	2016-2017 GOVERNOR RECOMMENDS	% Change
HUMAN SERVICES						
GENERAL FUND	997,487,874	1,054,158,399	1,048,476,426	-.54	1,141,825,952	8.90
BALANCE FORWARD	-28,147,475	81,595,506	62,268,662	-23.69	40,768,061	-34.53
FEDERAL FUND	1,988,203,066	2,930,694,042	3,000,452,237	2.38	3,078,910,158	2.61
INTERAGENCY TRANSFER	333,534,004	450,268,013	441,350,561	-1.98	429,601,369	-2.66
INTERIM FINANCE	4,756,777	1,896,897				
OTHER FUND	310,020,039	343,005,152	325,448,381	-5.12	319,221,571	-1.91
REVERSIONS	-20,143,705					
TOTAL FOR HUMAN SERVICES	3,585,710,580	4,861,618,009	4,877,996,267	.34	5,010,327,111	2.71
Less: INTER-AGENCY TRANSFER	333,534,004	450,268,013	441,350,561	-1.98	429,601,369	-2.66
NET HUMAN SERVICES	3,252,176,576	4,411,349,996	4,436,645,706	.57	4,580,725,742	3.25
PUBLIC SAFETY						
GENERAL FUND	289,613,151	289,718,723	312,655,870	7.92	319,049,104	2.04
BALANCE FORWARD	6,377,916	26,619,578	19,411,973	-27.08	23,274,953	19.90
FEDERAL FUND	31,491,561	59,310,541	28,932,017	-51.22	28,039,234	-3.09
HIGHWAY FUND	112,877,555	138,721,452	168,507,809	21.47	166,789,566	-1.02
INTERAGENCY TRANSFER	38,943,375	50,711,967	44,898,804	-11.46	42,836,074	-4.59
INTERIM FINANCE	4,669,514	140,256				
OTHER FUND	121,485,806	97,633,540	104,410,490	6.94	110,096,481	5.45
REVERSIONS	-20,133,416					
TOTAL FOR PUBLIC SAFETY	585,325,462	662,856,057	678,816,963	2.41	690,085,412	1.66
Less: INTER-AGENCY TRANSFER	38,943,375	50,711,967	44,898,804	-11.46	42,836,074	-4.59
NET PUBLIC SAFETY	546,382,087	612,144,090	633,918,159	3.56	647,249,338	2.10
INFRASTRUCTURE						
GENERAL FUND	23,482,874	20,983,072	32,447,016	54.63	31,563,985	-2.72
BALANCE FORWARD	-98,848,675	130,013,510	34,062,841	-73.80	33,119,146	-2.77
FEDERAL FUND	366,557,053	371,252,515	360,072,849	-3.01	354,845,218	-1.45
HIGHWAY FUND	274,517,967	283,544,258	323,047,739	13.93	325,053,834	.62
INTERAGENCY TRANSFER	57,574,867	46,579,268	50,583,319	8.60	49,934,923	-1.28
OTHER FUND	217,245,773	202,940,533	223,675,950	10.22	274,135,225	22.56
REVERSIONS	-121,813,918					
TOTAL FOR INFRASTRUCTURE	718,715,941	1,055,313,156	1,023,889,714	-2.98	1,068,652,331	4.37
Less: INTER-AGENCY TRANSFER	57,574,867	46,579,268	50,583,319	8.60	49,934,923	-1.28
NET INFRASTRUCTURE	661,141,074	1,008,733,888	973,306,395	-3.51	1,018,717,408	4.67
SPECIAL PURPOSE AGENCIES						
GENERAL FUND	5,094,314	5,981,491	5,621,567	-6.02	6,015,271	7.00
BALANCE FORWARD	-34,674,866	193,803,406	171,240,379	-11.64	144,383,646	-15.68
FEDERAL FUND	45,251,172	78,590,062	33,465,983	-57.42	30,980,618	-7.43
INTERAGENCY TRANSFER	500,309,428	486,374,576	482,585,081	-.78	477,966,887	-.96
INTERIM FINANCE	296,356					
OTHER FUND	115,060,767	131,675,809	115,143,812	-12.56	112,332,013	-2.44
REVERSIONS	-119,364					
TOTAL FOR SPECIAL PURPOSE AGENCIES	631,217,807	896,425,344	808,056,822	-9.86	771,678,435	-4.50
Less: INTER-AGENCY TRANSFER	500,309,428	486,374,576	482,585,081	-.78	477,966,887	-.96
NET SPECIAL PURPOSE AGENCIES	130,908,379	410,050,768	325,471,741	-20.63	293,711,548	-9.76

Nevada Legislative Counsel Bureau
Source of Funds Summary
2015-17 Fiscal Report

	2013-2014 Actual	2014-2015 Work Program	2015-2016 GOVERNOR RECOMMENDS	% Change	2016-2017 GOVERNOR RECOMMENDS	% Change
STATEWIDE						
GENERAL FUND	3,284,438,158	3,313,444,014	3,585,526,881	8.21	3,728,626,482	3.99
BALANCE FORWARD	-104,295,594	757,016,843	539,030,554	-28.80	492,015,191	-8.72
FEDERAL FUND	2,848,752,485	3,890,368,193	3,861,353,959	-.75	3,916,907,680	1.44
HIGHWAY FUND	392,273,582	427,017,386	494,690,982	15.85	498,715,860	.81
INTERAGENCY TRANSFER	1,265,146,933	1,381,537,055	1,397,179,081	1.13	1,386,995,124	-.73
INTERIM FINANCE	12,419,376	5,519,965				
OTHER FUND	1,739,694,192	1,722,477,438	1,760,799,288	2.22	1,839,460,747	4.47
REVERSIONS	-182,791,049					
TOTAL FOR STATEWIDE	9,255,638,083	11,497,380,894	11,638,580,745	1.23	11,862,721,084	1.93
Less: INTER-AGENCY TRANSFER	1,265,146,933	1,381,537,055	1,397,179,081	1.13	1,386,995,124	-.73
NET STATEWIDE	7,990,491,150	10,115,843,839	10,241,401,664	1.24	10,475,725,960	2.29

NEVADA GENERAL FUND APPROPRIATIONS
GOVERNOR RECOMMENDS – 2015-17 BIENNIUM

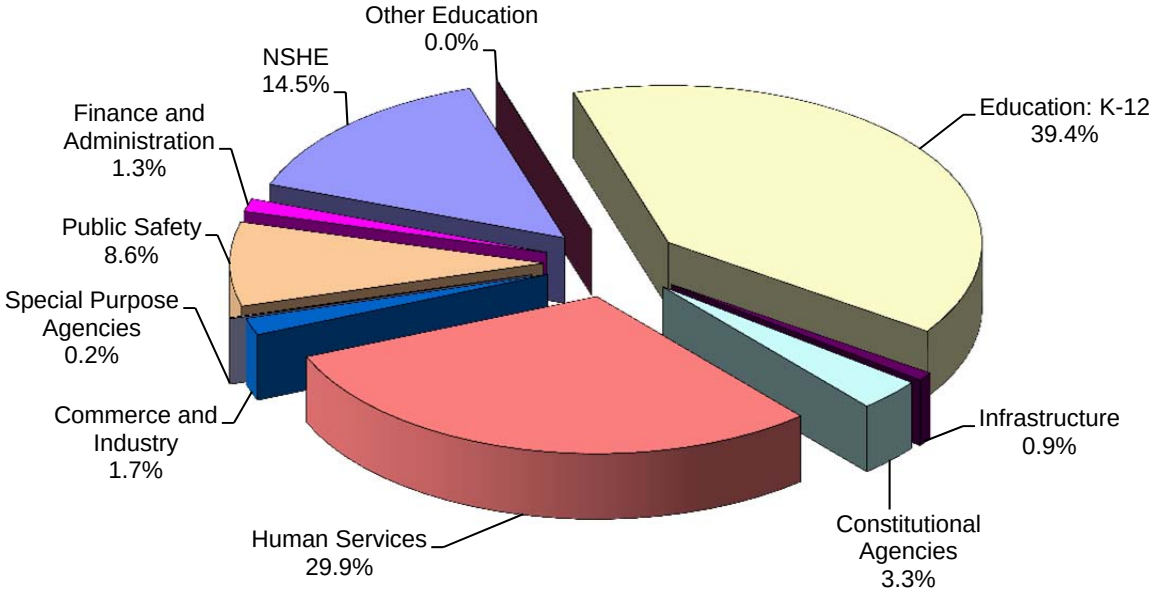

GOVERNOR RECOMMENDS GENERAL FUND APPROPRIATIONS - 2013-15 BIENNIUM

	FY 2016	FY 2017	2015-17 Biennium	% of Total
Constitutional Agencies	$ 120,823,498	$ 123,737,169	$ 244,560,667	3.3%
Finance and Administration	$ 49,591,793	$ 47,861,165	$ 97,452,958	1.3%
Education				0.0%
Nevada System of Higher Education	$ 526,323,488	$ 535,736,286	$ 1,062,059,774	14.5%
Kindergarten to 12th Grade	$ 1,414,200,191	$ 1,467,452,698	$ 2,881,652,889	39.4%
Other Education	$ 1,420,865	$ 1,436,344	$ 2,857,209	0.0%
Subtotal Education	$ 1,941,944,544	$ 2,004,625,328	$ 3,946,569,872	54.0%
Commerce and Industry	$ 73,966,167	$ 53,948,508	$ 127,914,675	1.7%
Human Services	$ 1,048,476,426	$ 1,141,825,952	$ 2,190,302,378	29.9%
Public Safety	$ 312,655,870	$ 319,049,104	$ 631,704,974	8.6%
Infrastructure	$ 32,447,016	$ 31,563,985	$ 64,011,001	0.9%
Special Purpose Agencies	$ 5,621,567	$ 6,015,271	$ 11,636,838	0.2%
Total	**$ 3,585,526,881**	**$ 3,728,626,482**	**$ 7,314,153,363**	**100.0%**

GENERAL FUND SUPPLEMENTAL APPROPRIATIONS
GOVERNOR RECOMMENDS - 2015 LEGISLATURE
2015-17 BIENNIUM

DEPARTMENT/DIVISION	PURPOSE	EXECUTIVE BUDGET		
		FY 2015	FY 2016	FY 2017
ELECTED OFFICIALS				
Lieutenant Governor	Provides funding for projected payroll costs and costs associated with the Lieutenant Governor.	$ 25,887		
Office of the Attorney General - Extradition Coordinator	Provides funding for projected extradition costs through June 30, 2015.	$ 169,000		
Controller's Office	Provides funding for projected terminal leave costs due to an anticipated retirement prior to June 30, 2015.	$ 35,000		
Judicial Branch - Supreme Court	Provides funding to cover a shortfall in administrative assessment revenue.	$ 555,001		
	SUBTOTAL - ELECTED OFFICIALS	**$ 784,888**		
EDUCATION				
Department of Education - Distributive School Account	Provides funding for an anticipated increase in K-12 enrollment for the 2013-14 and 2014-15 school years.	$ 77,704,344		
Commission on Postsecondary Education	Provides funding for terminal leave costs due to retirement of an employee in December 2014.	$ 33,308		
	SUBTOTAL - EDUCATION	**$ 77,737,652**		
HUMAN SERVICES				
Department of Health and Human Services - Division of Health Care and Financing Policy - Medicaid, Title XIX	Provides funding for an increase in caseload over the amounts legislatively approved for 2014 and 2015.	$ 527,872		
	SUBTOTAL - HUMAN SERVICES	**$ 527,872**		
PUBLIC SAFETY				
Department of Corrections - Director's Office	Provides funding for a reduction in federal funds received under the State Criminal Alien Assistance Program (SCAAP) grant.	$ 1,279,523		
Department of Corrections - Prison Medical Care	Provides funding for a reduction in transfers from the Inmate Welfare Account under A.B. 389 of the 2013 Legislative Session (NRS 209.246) for claims that will be paid by Medicaid due to the Affordable Care Act.	$ 793,191		
Department of Corrections - Correctional Programs	Provides funding for projected personnel costs through June 30, 2015.	$ 329,932		
Department of Corrections - Ely State Prison	Provides funding for projected personnel costs through June 30, 2015.	$ 493,819		

GENERAL FUND SUPPLEMENTAL APPROPRIATIONS
GOVERNOR RECOMMENDS - 2015 LEGISLATURE
2015-17 BIENNIUM

DEPARTMENT/DIVISION	PURPOSE	EXECUTIVE BUDGET		
		FY 2015	FY 2016	FY 2017
Department of Corrections - High Desert State Prison	Provides funding for projected personnel costs through June 30, 2015.	$ 173,943		
Department of Corrections - Northern Nevada Correction Center	Provides funding for projected personnel costs through June 30, 2015.	$ 146,144		
Department of Corrections - Northern Nevada Restitution Center	Provides funding for projected personnel costs through June 30, 2015.	$ 4,781		
Department of Corrections - Carlin Conservation Camp	Provides funding for projected personnel costs through June 30, 2015.	$ 12,619		
Department of Corrections - Tonopah Conservation Camp	Provides funding for projected personnel costs through June 30, 2015.	$ 10,472		
Department of Public Safety - Highway Patrol	Provides funding for projected costs for dignitary protection through June 30, 2015.	$ 20,000		
	SUBTOTAL - PUBLIC SAFETY	**$ 3,264,424**		
INFRASTRUCTURE				
Department of Conservation and Natural Resources - Division of Forestry	Provides funding for the cost of terminal leave and PERS buyouts.	$ 59,634		
Department of Conservation and Natural Resources - Division of Forestry - Forestry Conservation Camps	Provides funding for the cost of terminal leave and PERS buyouts.	$ 266,653		
	SUBTOTAL - INFRASTRUCTURE	**$ 326,287**		
SPECIAL PURPOSE AGENCIES				
Office of the Military	Provides funding for additional military leave authorized under NRS 281.145, but not eligible for reimbursement through the Master Cooperative Agreement.	$ 303,867		
	SUBTOTAL - SPECIAL PURPOSE AGENCIES	**$ 303,867**		
TOTAL GENERAL FUND SUPPLEMENTAL APPROPRIATIONS		**$ 82,944,990**		

GENERAL FUND ONE-SHOT AND SPECIAL APPROPRIATIONS
GOVERNOR RECOMMENDS - 2015 LEGISLATURE
2015-17 BIENNIUM

DEPARTMENT/DIVISION	PURPOSE	EXECUTIVE BUDGET		
		FY 2015	FY 2016	FY 2017
ELECTED OFFICIALS				
Legislative Counsel Bureau	Provides funding for one-time building maintenance and information technology purchases.		$ 1,232,892	
Legislative Counsel Bureau	Provides funding for dues and registration costs for the 2015-17 biennium.		$ 778,181	
	SUBTOTAL - ELECTED OFFICIALS		**$ 2,011,073**	
FINANCE AND ADMINISTRATION				
Department of Administration - Board of Examiners - Statutory Contingency Account	Provides funding for anticipated claims through June 30, 2015.	$ 1,000,000		
Department of Administration - State Public Works Division	Provides additional funds for the 2015 Capital Improvement Program (CIP).		$ 1,980,748	
	SUBTOTAL - FINANCE AND ADMINISTRATION	**$ 1,000,000**	**$ 1,980,748**	
INFRASTRUCTURE				
Department of Conservation and Natural Resources - Division of Forestry	Provides funding for replacement emergency response and firefighting equipment and vehicles.		$ 1,142,675	
Department of Conservation and Natural Resources - Division of Forestry - Forestry Conservation Camps	Provides funding for replacement emergency response and firefighting equipment and vehicles.		$ 1,791,351	
Department of Conservation and Natural Resources - Division of Forestry - Forestry Intergovernmental Agreements	Provides funding for terminal annual leave, early retirement payoffs, and other termination related costs for the state's All-Risk Emergency Response Program within the Division of Forestry.	$ 259,928		
	SUBTOTAL INFRASTRUCTURE	**$ 259,928**	**$ 2,934,026**	
TOTAL GENERAL FUND ONE-SHOT OR SPECIAL APPROPRIATIONS		**$ 1,259,928**	**$ 6,925,847**	

HIGHWAY FUND SUPPLEMENTAL APPROPRIATIONS
GOVERNOR RECOMMENDS - 2015 LEGISLATURE
2015-17 BIENNIUM

DEPARTMENT/DIVISION	PURPOSE	EXECUTIVE BUDGET		
		FY 2015	FY 2016	FY 2017
COMMERCE AND INDUSTRY				
Department of Business and Industry - Transportation Authority	Provides funding for projected personnel costs through June 30, 2015.	$ 80,000		
	SUBTOTAL - COMMERCE AND INDUSTRY	**$ 80,000**		
PUBLIC SAFETY				
Department of Motor Vehicles - Director's Office	Provides funding for projected personnel costs through June 30, 2015.	$ 36,523		
Department of Motor Vehicles - Administrative Services Division	Provides funding for projected electronic payment costs and printing costs through June 30, 2015.	$ 238,784		
Department of Motor Vehicles - Central Services Division	Provides funding for projected print on demand services costs through June 30, 2015.	$ 100,000		
Department of Public Safety - Highway Patrol	Provides funding for projected personnel costs through June 30, 2015.	$ 318,471		
	SUBTOTAL - PUBLIC SAFETY	**$ 693,778**		
TOTAL HIGHWAY FUND SUPPLEMENTAL APPROPRIATIONS		**$ 773,778**		

HIGHWAY FUND ONE-SHOT AND SPECIAL APPROPRIATIONS
GOVERNOR RECOMMENDS - 2015 LEGISLATURE
2015-17 BIENNIUM

DEPARTMENT/DIVISION	PURPOSE	EXECUTIVE BUDGET		
		FY 2015	FY 2016	FY 2017
PUBLIC SAFETY				
Department of Public Safety - Highway Patrol	Provides funding for the replacement of fleet vehicles that have exceeded the mileage threshold.	$ 7,690,412		
Department of Public Safety - Highway Patrol	Provides funding for motorcycles and associated equipment to add an additional motorcycle traffic patrol squad to the Southern Command to cover swing shift operations.	$ 326,592		
	SUBTOTAL - PUBLIC SAFETY	**$ 8,017,004**		
TOTAL HIGHWAY FUND ONE -SHOT OR SPECIAL APPROPRIATIONS		**$ 8,017,004**		

GENERAL FUND APPROPRIATIONS TO RESTORE FUND BALANCES
GOVERNOR RECOMMENDS - 2015 LEGISLATURE
2015-17 BIENNIUM

FUND	PURPOSE	EXECUTIVE BUDGET		
		FY 2015	FY 2016	FY 2017
Board of Examiners Stale Claims Account	Provides restoration of fund balance.		$ 2,500,000	
Board of Examiners Emergency Account	Provides restoration of fund balance.		$ 500,000	
Statutory Contingency Account	Provides restoration of fund balance.		$ 5,000,000	
Interim Finance Contingency Account	Provides restoration of fund balance.		$ 12,000,000	
TOTAL GENERAL FUND RESTORATION OF FUND BALANCE APPROPRIATIONS			**$ 20,000,000**	

CAPITAL IMPROVEMENT PROGRAM

The Governor has recommended a Capital Improvement Program (CIP) for the 2015-17 biennium in the amount of $234,146,294. The 2015 program compares to programs of $102.7 million approved by the 2013 Legislature, $53.2 million approved by the 2011 Legislature, and $241.2 million approved by the 2009 Legislature. The Governor recommends supporting the costs of the 2015 program as depicted in the following table:

Funding Sources – 2015 CIP (Recommended):	Amount
General Obligation Bonds[1]	$ 98,500,000
Federal Funds	$ 43,401,600
Lease Purchase[2]	$ 23,492,130
Agency Funds	$ 26,995,417
Alternate Financing[3]	$ 17,914,148
Special Higher Education Capital Construction Fund (SHECC)	$ 7,500,000
General Funds[4]	$ 6,723,991
Highway Funds	$ 4,983,302
Qualified Energy Conservation Bonds	$ 3,100,000
Statewide Building Official and Agency Projects (Agency Funds)	$ 935,706
Bond Funds Reallocated From Prior CIPs	$ 600,000
Total	**$ 234,146,294**

Notes:

[1]This amount excludes $6.5 million of Historic Preservation, Tahoe EIP, Question 1, and Water Infrastructure bonds that the Governor recommends be sold over the biennium.

[2] The Governor is recommending lease purchase funding for the construction of CIP Project 15-C04 (Replace DMV - East Sahara Complex), with lease payments from the Highway Fund and Emissions Fee revenue anticipated to begin in FY 2018.

[3] The Executive Budget identifies funding as either "State" or "Other" for projects included in the recommended 2015 CIP (APPENDIX - 4-6). The source of the "Other" funding for the CIP project 15-S08 - Statewide Energy Efficiency Program is not clear at this time. The Executive Budget Office has indicated that the funding will be financed through agency savings resulting from decreased utility/energy costs, however specific details have not yet been received on the type of financing.

[4] The General Fund amount is an increase of $4.7 million compared to the amount in The Executive Budget (APPENDIX - 7). The increase is the result of a revision to project 15-M42, NSHE Deferred Maintenance, to replace $5.0 million of "Other" funds with new General Fund appropriations, and a decrease in state funding of $256,758 for 15-C78, Hotel College Academic Building at UNLV.

The following table displays state funding, other funding, and total funding, with the percentage of each funding source that is recommended to be received by each state agency in the Governor's recommended 2015 CIP:

Agency	State Funding	% of State Funding	Other Funding	% of Other Funding	Total Funding	% of Total Funding
Department of Administration	$ 14,801,260	14.0%	$ 27,231,373	21.2%	$ 42,032,633	18.0%
Department of Conservation and Natural Resources	$ 378,372	0.4%	$ -	0.0%	$ 378,372	0.2%
Department of Corrections	$ 25,864,367	24.4%	$ -	0.0%	$ 25,864,367	11.0%
Department of Health and Human Services	$ 15,755,878	14.9%	$ -	0.0%	$ 15,755,878	6.7%
Office of the Military	$ 1,941,751	1.8%	$ 11,144,000	8.7%	$ 13,085,751	5.6%
Department of Motor Vehicles	$ -	0.0%	$ 23,492,130	18.3%	$ 23,492,130	10.0%
Department of Tourism and Cultural Affairs	$ 1,180,984	1.1%	$ -	0.0%	$ 1,180,984	0.5%

(Table continued on next page)

Agency	State Funding	% of State Funding	Other Funding	% of Other Funding	Total Funding	% of Total Funding
Office of Veterans' Services	$ 14,176,095	13.4%	$ 34,059,383	26.5%	$ 48,235,478	20.6%
Department of Wildlife	$ 329,867	0.3%	$ -	0.0%	$ 329,867	0.1%
Nevada System of Higher Education	$ 31,395,417	29.7%	$ 32,395,417	25.2%	$ 63,790,834	27.2%
Total:	**$ 105,823,991**	**100.0%**	**$ 128,322,303**	**100.0%**	**$ 234,146,294**	**100.0%**

The Governor recommends decreasing the current property tax rate of $0.1555 for general obligation debt to $0.1545 for each year of the 2015-17 biennium. The total tax rate for the 2013-15 biennium for state debt service is recommended to remain unchanged at $0.17 per $100 of assessed valuation, as the property tax rate for the Question 1 bond program is recommended to increase from $0.0145 to $0.0155. The Treasurer's Office indicates that projected revenues from the $0.17 ad valorem tax are not expected to be sufficient to cover total annual debt service requirements until FY 2019. As such, the reserves maintained within the Consolidated Bond Interest and Redemption Fund will need to be utilized to pay a portion of current and future debt service on the state's existing general obligation bonds. The Treasurer is projecting $50.0 million of general obligation bonding affordability in each of the 2017-19, 2019-21, and 2021-23 biennia. (Source: *Debt Capacity Report, Office of the State Treasurer – 2015-17 Biennium*). According to information contained in the Governor's recommended 2015 CIP and the State Treasurer's Debt Capacity Report, the property tax rate for debt service is predicated upon the issuance of general obligation bonds in the 2015-17 biennium as follows:

Governor Recommended General Obligation Bonding 2015-17 Biennium		
Purpose	**Authority**	**Amount**
Capital Improvement Bonds	2015 CIP Bill	$ 98,500,000
Water Systems Bonds	NRS 349.980 - 349.987	$ 1,500,000
Tahoe Environmental Improvement Bonds	A.B. 18 (2009)	$ 1,000,000
Cultural Affairs Bonds	NRS 233C.225[1]	$ 1,000,000
Question 1 Bonds (Q1)	A.B. 9 (17th Spec Sess 2001)	
Q1 - State Lands		$ 1,000,000
Q1 - State Parks		$ 1,000,000
Q1 - State Wildlife		$ 1,000,000
	Total:	**$ 105,000,000**

[1] Current statutory limit is $3 million per year

The Office of the State Treasurer computes the constitutional debt capacity as of June 30, 2015, as follows:

State's Estimated Assessed Valuation	$ 92,727,490,889
Multiplied by the 2 Percent Constitutional Limit	$ 1,854,549,818
Minus the Bonds Outstanding	$ (1,068,660,000)
Equals the State's Unused Bonding Capacity	$ 785,889,818

Source: *Debt Capacity Report, Office of the State Treasurer – 2015-17 Biennium*

Assessed Valuations – Assessed valuations are prepared and certified by the Department of Taxation and are used for those portions of The Executive Budget dependent upon property assessments and/or local property tax collections. The forecasts for FY 2015, FY 2016, and FY 2017 from the Treasurer's Debt Capacity Report for the 2015-17 biennium are presented in the following table, along with historical information of assessed valuations from the Department of Taxation's annual reports on property tax rates, or the Redbook. The assessed valuation amounts are reported annually in April and include Net Proceeds of Minerals and redevelopment agencies, and exclude general exemptions.

Fiscal Year		Assessed Value	Percent Change
Actual:			
2004	$	62,958,855,390	
2005	$	69,700,111,729	10.7%
2006	$	85,776,348,878	23.1%
2007	$	134,249,854,577	56.5%
2008	$	143,545,744,153	6.9%
2009	$	119,660,247,974	-16.6%
2010	$	92,694,096,627	-22.5%
2011	$	86,236,926,965	-7.0%
2012	$	82,215,209,351	-4.7%
2013	$	83,667,127,841	1.8%
2014	$	91,045,746,662	8.8%
Forecast:			
2015	$	92,727,490,889	1.8%
2016	$	97,317,501,688	4.9%
2017	$	102,134,718,022	5.0%

Sources: Annual Redbook Publication – Department of Taxation (through 2014)
Debt Capacity Report, Office of the State Treasurer -- 2015-17 Biennium

Due to the property tax relief measures approved by the 2005 Legislature, beginning in FY 2006 the revenues generated by the state property tax rate assessed for debt service will not increase by the actual or forecasted growth in the statewide assessed value. In general, the actual and forecasted growth in revenues derived from the state property tax rate may differ significantly from the growth in assessed values beginning in FY 2006. However, starting in FY 2012, almost all abated property tax revenue was exhausted. Currently, tax revenue projections are expected to more closely align to changes in assessed valuations.

The following pages present the Governor's recommended CIP program for the 2015-17 biennium.

GOVERNOR'S RECOMMENDED CIP PROGRAM
FOR THE 2015-17 BIENNIUM

Project Number	Agency	Location	Project Title	State Funding	Other Funding	Project Total	Other Funding Source	Remarks
CONSTRUCTION PROJECTS								
15-C01	Health/Human Svcs	Las Vegas	Renovation of Building 3, Phase II (SNAMHS)	$ 1,586,674	-	$ 1,586,674		Complete Phase II forensic renovations for one wing of the Stein Hospital and upgrades to existing mechanical system controls. This project is a continuation of CIP Project 13-C08 - Renovate first floor of Building No. 3 - Southern Nevada Adult Mental Health Services. This project is related to the Major Budget Initiative titled Stein Hospital.
15-C02	Health/Human Svcs	Las Vegas	Renovation of Building 3A (SNAMHS)	$ 861,575	-	$ 861,575		Design and construct a second phase of required renovations to Building #3A at Southern Nevada Adult Mental Health Services to house aggressive mentally ill patients.
15-C03	Corrections	Ely	Remodel Administration Building to Accommodate Executions (Ely State Prison)	$ 829,178	-	$ 829,178		Design and construct tenant improvements for an execution chamber in the Ely State Prison Administration Building.
15-C04	DMV	Las Vegas	Replace DMV (East Sahara Complex)	-	$ 23,492,130	$ 23,492,130	Highway & Pollution Control Funds	Construction of a new 38,500 sf DMV Service Office, vehicle inspection station, an emissions control facility, and a motorcycle test course. Funding includes demolition of existing DMV and B&G buildings located in the central area of the site. This project is a continuation of CIP project 13-P01, Design Through Construction Documents - new DMV Office in central Las Vegas (Sahara). Note: The cost estimate sheet identifies project funding as Highway Funds and Pollution Control funds (emissions fees). The Executive Budget Office has indicated that recommended funding will be a lease purchase approach, with repayments from the Highway Fund and emissions fee revenues beginning in FY 2018.
15-C05	Administration	Las Vegas	Building Renovation (Metro Building)	$ 253,752	-	$ 253,752		Construct tenant improvements including interior finishes, fire alarm system upgrades, emergency exit lighting upgrades, data/phone installation, and HVAC replacement, that will allow for B&G personnel to occupy approximately 7,600 sf of the 16,000 sf building. This is a continuation of CIP Project 13-P02, Design through Construction Documents for Building Upgrades - Old Las Vegas Metro Building. Fiscal staff notes that the construction project is significantly reduced from the original scope identified in the planning project.
15-C06	Military	Las Vegas	Organizational Parking Lot Lighting (Floyd Edsall Training Center)	$ 46,053	$ 716,061	$ 762,114	Federal Funds	Design and construct electrical power and security lighting for an organizational parking area. The project will also provide for the design of paving the organizational parking area, which is approximately 145,000 sf and will be used for staging of large/heavy duty vehicles such as fuelers and tanks.
15-C07	Military	Reno	Security Fence Addition (Stead Training Center)	$ 21,149	$ 206,954	$ 228,103	Federal Funds	Design and install perimeter security fencing to be in compliance with the Department of Defense anti-terrorism standards.
15-C77	Veterans' Services	Sparks	Northern Nevada State Veterans Home (Construction)	$ 14,151,968	$ 34,059,383	$ 48,211,351	Agency & Federal Funds	Construction of a new 102,000 sf 96-bed Veterans nursing facility on the grounds of the Northern Nevada Adult Mental Health Services campus, including administration offices, receiving/storage, nursing offices and other support operations to serve veterans. This is a continuation of CIP Project 13-P07, Advance Planning through Bid Documents for a 96 Bed Northern Nevada State Veterans Home.
15-C78	NSHE	Las Vegas	Hotel College Academic Building (UNLV)	$ 23,895,417	$ 24,895,417	$ 48,790,834	Agency	Construction of a new 93,500 sf UNLV Hotel College Academic Building. The facility will include classrooms, offices, conference areas, hospitality research laboratory, food & beverage services, storage spaces, auditorium, teaching laboratories and support areas. This is a continuation of CIP Project 13-P05, Planning through Construction Documents, UNLV Hotel College Academic Building.
15-C79	Military	Reno	Facility Maintenance Shop (Washoe County Armory)	$ 200,000	$ 8,600,000	$ 8,800,000	Federal Funds	Construction of a new 14,000 sf Facility Maintenance Shop adjacent to the Harry Reid Training Center (Washoe County Armory). This is a continuation of CIP Project 13-P04, Planning through Construction Documents for a New Facility Maintenance Shop and Remodel of Existing Field Maintenance Shop Washoe County Armory. Fiscal staff notes that the construction project recommended for a 14,000 sf facility appears to differ from the scope of work approved in the 13-P04 planning project to construct a 20,585 sf Facility Maintenance Shop and remodel the existing 2,112 sf Field Maintenance Shop.
			CONSTRUCTION PROJECTS TOTAL	**$ 41,845,766**	**$ 91,969,945**	**$ 133,815,711**	**Project Count: 10**	

Project Number	Agency	Location	Project Title	State Funding	Other Funding	Project Total	Other Funding Source	Remarks
MAINTENANCE PROJECTS								
15-M01	Corrections	Ely	Replace Air Handling Units (Ely State Prison)	$ 3,290,723	-	$ 3,290,723		Replace 16 existing roof-mounted air handling units serving the Ely State Prison.
15-M02	Corrections	Indian Springs	Replace Distribution Switchgear and Panelboards (SDCC)	$ 3,917,178	-	$ 3,917,178		Replace the distribution switchgear and panel boards in various buildings at Southern Desert Correctional Center, including feeders and step-down transformers. This project is a continuation of CIP Project 13-M07, Replace High-Mast Lighting, Main Electrical Loop and Switchgear - Southern Desert Correctional Center.
15-M03	Corrections	Lovelock	Replace Air Handling Units (LCC Housing Units)	$ 2,509,685	-	$ 2,509,685		Phase II Project - Replace the existing rooftop air handling units that serve the Phase 2 Housing Units at the Lovelock Correctional Center. Phase I of the project was approved in CIP Project 13-M12, Replace Air Handling Units - Lovelock Correctional Center.
15-M04	Corrections	Lovelock	Upgrade Door Control Panels (LCC)	$ 3,390,884	-	$ 3,390,884		Phase II Project - Replace the existing secure door control, lighting, and intercom control systems with a programmable logic control system using touch screens for activation and door status. Phase I of the project was approved in CIP Project 13-M07, Replace High-Mast Lighting, Main Electrical Loop and Switchgear - Southern Desert Correctional Center.
15-M05	Corrections	North Las Vegas	Replace Rooftop HVAC Units - Housing Units (FMWCC)	$ 1,437,298	-	$ 1,437,298		Phase II Project - Replace 23 packaged rooftop air conditioning units serving the administration portion (non-housing) of the Florence McClure Women's Correctional Center. Phase I of the project was approved in CIP Project 13-M16, Replace Rooftop HVAC Units - Florence McClure Women's Correctional Center, Phase I.
15-M06	Corrections	Lovelock	Replace Heat Exchangers (LCC)	$ 1,411,456	-	$ 1,411,456		Replace the existing domestic hot water heat exchangers that serve Buildings 1, 2, 3, 4, and 5, and Housing Units 3 and 4 at the Lovelock Correctional Center.
15-M07	Corrections	Las Vegas	Replace Door Locks (FMWCC)	$ 859,203	-	$ 859,203		Replace 330 electric locks that are wearing out on cell doors, area gates, and sally ports in the main building at the Florence McClure Women's Correctional Center.
15-M08	Corrections	Indian Springs	Replace Warehouse Freezers and Coolers (SDCC)	$ 1,533,013	-	$ 1,533,013		Remove and replace the 35 year old warehouse freezers and commodity coolers at the Southern Desert Correctional Center.
15-M09	Corrections	Carson City	Replace Boilers and Water Heaters (Stewart Conservation Camp)	$ 935,218	-	$ 935,218		Replace the existing hot water boilers and water heaters serving the five housing units at the Stewart Conservation Camp.
15-M10	Corrections	Lovelock	Replace Central Warehouse and Culinary Refrigeration Units (LCC)	$ 1,337,086	-	$ 1,337,086		Replace the existing walk-in cooler and walk-in freezer condensing units and evaporator coils at the Lovelock Correctional Center.
15-M11	Health/Human Svcs	Las Vegas	Chiller Replacement (SNCAS)	$ 710,833	-	$ 710,833		Replace the chiller at the Desert Willow Treatment Center.
15-M12	Corrections	Carson City	HVAC Systems Renovation (NNCC)	$ 3,343,020	-	$ 3,343,020		Replace the existing heating, ventilating, and air conditioning systems that serve Housing Unit 7, the Gymnasium, and the Law Library at the Northern Nevada Correctional Center.
15-M13	Corrections	Carson City	Replace Central Warehouse Refrigeration Units (NNCC)	$ 487,648	-	$ 487,648		Replace the existing walk-in cooler and walk-in freezer condensing units and evaporator coils in the Central Warehouse at the Northern Nevada Correctional Center.
15-M14	Health/Human Svcs	Las Vegas	Sanitary Sewer Rehabilitation (SNAMHS, SNCAS & DRC)	$ 2,703,766	-	$ 2,703,766		Replace key components of the existing gravity sanitary sewer system for Buildings 1, 4 and 7 at the Department of Health & Human Services main campus at West Charleston and Jones Boulevard. This project is a continuation of CIP Project 13-P06, Planning through Construction Documents for Sanitary Sewer Upgrades - Southern Nevada Child and Adolescent Services, Southern Nevada Adult Mental Health Services and Desert Regional Center.
15-M15	Health/Human Svcs	Sparks	Replace Switchgear and Panels (Lake's Crossing)	$ 327,264	-	$ 327,264		Replace the electrical switchgear and panel boards in the older part of the Lake's Crossing Center.
15-M16	Health/Human Svcs	Elko	Electrical System Upgrades (NYTC)	$ 1,953,622	-	$ 1,953,622		Replace the electrical feeders to four buildings, replace electrical panels and lighting controls in six buildings, and replace the fire alarm systems in all of the occupied buildings.
15-M17	Health/Human Svcs	Sparks	Emergency Power System Upgrades (NNAMHS Campus)	$ 1,205,591	-	$ 1,205,591		Replace the back-up generator master control unit at the Northern Nevada Adult Mental Health Services campus.
15-M18	Health/Human Svcs	Las Vegas	HVAC Replacement (DRC)	$ 497,903	-	$ 497,903		Replace the HVAC units serving buildings 1301, 1302, 1303, 1304, and 1306 at the Desert Regional Center.
15-M19	Health/Human Svcs	Sparks	HVAC Renovation (NNAMHS Building No 2)	$ 488,876	-	$ 488,876		Replace four air handling units that serve Building 2 at the Northern Nevada Adult Mental Health Services campus.
15-M20	Health/Human Svcs	Sparks	Ductwork Replacement (Lake's Crossing)	$ 342,281	-	$ 342,281		Replace the existing fiberglass ductwork through the Lake's Crossing facility.

Project Number	Agency	Location	Project Title	State Funding	Other Funding	Project Total	Other Funding Source	Remarks
15-M21	Veterans' Services	Boulder City	Drainage Improvements (Veterans Cemetery - Boulder City)	$ 24,127	-	$ 24,127		Design and construct erosion measures to correct drainage problems and prevent exposure of irrigation lines and electrical wires caused by heavy rains
15-M22	Administration	Carson City	Replace Chillers and Boilers (Supreme Court Building)	$ 797,874	-	$ 797,874		Replace the existing water-cooled chillers and the existing gas-fired boilers at the Supreme Court Building in Carson City.
15-M23	Administration	Reno	Replace Chiller and Boilers (NHP Headquarters Building)	-	$ 304,306	$ 304,306	Highway Funds	Replace the existing water-cooled chiller, plate heat exchanger, boilers, and pumps at the Nevada Highway Patrol Headquarters Building in Reno.
15-M24	Administration	Carson City	Replace Air Handling Unit (Blasdel Building)	$ 556,458	-	$ 556,458		Replace the existing air handling unit that serves the Blasdel Building, and install a chilled water system buffer tank.
15-M25	Administration	Carson City	Replace Rooftop Units (Education Building)	$ 426,929	-	$ 426,929		Replace the existing rooftop heating and air conditioning units that serve the Education Building in Carson City, and install a direct digital control system upgrade.
15-M26	Administration	Stewart	Replace Fan Coil Units (Stewart Buildings 6 & 107)	$ 886,451	-	$ 886,451		Replace the existing fan coil units at Stewart Buildings 6 & 107 in Carson City.
15-M27	Administration	Carson City	Replace Emergency Generator (Blasdel Building)	$ 101,528	-	$ 101,528		Replace the existing 37kW diesel-powered emergency generator at the Blasdel Building in Carson City with a new 50kW natural gas emergency generator.
15-M28	Administration	Las Vegas	HVAC Replacement (West Flamingo DMV)	-	$ 1,673,382	$ 1,673,382	Highway Funds	Replace the building HVAC system including the large rooftop units, gas-fired boilers, hot water pumps, computer room air-conditioning units and the temperature controls system.
15-M29	Administration	Las Vegas	Building Upgrades (Flamingo DMV)	-	$ 1,796,880	$ 1,796,880	Highway Funds	Renovate the Flamingo DMV to include the remodel of the public restrooms, counter replacement in employee restrooms, interior painting, carpet and tile replacement, removal of spray-acoustic ceiling, acoustical treatment in the lobby, new casework in the break room, replacing storefront glass doors/glazing in selective areas, and miscellaneous electrical and plumbing upgrades.
15-M30	Tourism & Cultural Affairs	Overton	Exterior Finishes (Lost City Museum)	$ 290,063	-	$ 290,063		Refurbish and protect the exterior of the existing museum building in Overton by power washing, cleaning, priming, repainting and re-pointing mortar, caulking exterior door and window openings, flashing, adobe patching, and restoration as required. Planning funds to define the scope of work for this project were approved in CIP Project 13-S04, Statewide Advance Planning Program.
15-M31	Administration	Las Vegas	Replace Flooring (Decatur, Donovan & Henderson DMVs)	-	$ 741,590	$ 741,590	Highway Funds	Replace worn out floor finishes at the Decatur, Donovan and Henderson DMV locations in Southern Nevada.
15-M32	Tourism & Cultural Affairs	Las Vegas	Mechanical Systems Commissioning (Nevada State Museum, Las Vegas)	$ 232,077	-	$ 232,077		Commissioning of the mechanical systems at the Nevada State Museum in Las Vegas, and modify several existing air handling units to provide dehumidification of the spaces served.
15-M33	Tourism & Cultural Affairs	Reno	Security, Safety and Drainage Improvements (Nevada Historical Society Building)	$ 262,235	-	$ 262,235		Provide security, life safety and drainage improvements for the Nevada Historical Society Building in Reno. The projects includes the installation of an exit door awning, exit stairway landings, exit sign replacement, roof hatch replacement, replacement of the main entry door assembly, and a night-time motion sensor lighting system on the west side of the building for security.
15-M34	Military	North Las Vegas	Central Plant Renovation (Clark County Armory)	$ 561,439	$ 474,713	$ 1,036,152	Federal Funds	Replace the existing central plant equipment including chiller, cooling tower, chilled water heat exchanger, boiler and associated pumps and accessories.
15-M35	Military	Various	Install Destratification Fans (Various Locations)	$ 23,758	$ 189,617	$ 213,375	Federal Funds	Install high-bay destratification fans in the shop areas at the Floyd Edsall Training Center in Las Vegas, the Combined Support Maintenance Shop in Carson City, and the Field Maintenance Shop in Yerington.
15-M36	Conservation	Kyle Canyon	Fire Station Upgrades (Kyle Canyon Fire Station)	$ 378,372	-	$ 378,372		Complete upgrades to the 1,500 sf Kyle Canyon Fire Station to meet the current code for facility use, and provide necessary protection from erosion and rock fall around the site.
15-M37	Wildlife	Las Vegas	HVAC Replacement (Wildlife, Las Vegas)	$ 329,867	-	$ 329,867		Replace five HVAC units that serve the Department of Wildlife building in Las Vegas.
15-M38	Tourism & Cultural Affairs	Carson City	Upgrade Basement Heating and Ventilation (Nevada State Museum, Carson City)	$ 98,687	-	$ 98,687		Replace the existing heating and ventilating equipment that serves portions of the old Mint Building basement area at the Nevada State Museum in Carson City.
15-M39	Health/Human Svcs	Elko	Install Gas Furnaces (NYTC)	$ 948,848	-	$ 948,848		Install new gas-fired furnaces in four of the circular dormitories and in the administration building, and two gas-fired unit heaters in the Mountaineer dormitory at the Nevada Youth Training Center.
15-M40	Health/Human Svcs	Elko	Central Plant Improvements (NYTC)	$ 2,201,684	-	$ 2,201,684		Replace the central plant equipment at both the Education and Multi-Purpose Buildings at the Nevada Youth Training Center in Elko. The air handling unit fan coil units, and air distribution system serving the Education Building will also be replaced.

Project Number	Agency	Location	Project Title	State Funding	Other Funding	Project Total	Other Funding Source	Remarks
15-M41	Health/Human Svcs	Elko	Building Exterior Energy Retrofit (NYTC)	$ 1,926,961	-	$ 1,926,961		Retrofit the exterior envelope of the Administration Building, four dormitories, the Education Building and the Multipurpose Building. The work includes replacing the exterior single pane windows with new thermally insulated window frames and insulated dual pane windows, replacing steel and glass doors with insulated doors, painting the Multipurpose Building, and increasing the insulation values of the exterior walls of the Administration Building and the four Dormitories.
15-M42	NSHE	Various	Deferred Maintenance (HECC/SHECC)	$ 7,500,000	$ 7,500,000	$ 15,000,000	SHECC	Deferred maintenance projects for various NSHE campuses. Note: The Executive Budget includes $7.5 million in SHECC funding (APPENDIX - 7) for this project (slot tax revenue). The Executive Budget Office has indicated that the funding recommendation has been revised for this project to reflect $7.5 million in state funds, and $7.5 million in other funding (SHECC). The revision increased state funds by $5.0 million, with an equal reduction to other funding. This table has been updated to reflect the revision.
15-M77	Administration	Las Vegas	Direct Digital Control System Replacement (Sawyer Office Building)	$ 1,012,528	-	$ 1,012,528		Replace the direct digital temperature control system serving the Grant Sawyer State Office Building
15-M98	Military	Stead	Replace Domestic Water Heaters (Army Aviation Support Facility)	$ 23,801	$ 195,114	$ 218,915	Federal Funds	Replace the existing gas-fired domestic hot water heaters at the Army Aviation Support Facility in Stead.
15-M99	Military	Stead	Replace Domestic Water Heaters (Stead Regional Training Institute)	$ 50,734	$ 434,302	$ 485,036	Federal Funds	Replace the existing gas-fired domestic water heaters and the existing faucets in Building #s 8203, 8204, 8205, and 8209, and replace the existing faucets, tempering valves, and circulating pumps in Building #s 8206, 8207, and 8208 at the Stead Regional Training Institute.
			MAINTENANCE PROJECTS TOTAL	**$ 51,316,969**	**$ 13,309,904**	**$ 64,626,873**	**Project Count: 45**	
			PLANNING PROJECTS					
15-P01	Corrections	Carson City	Advance Planning: Boiler Plant & Hot Water Distribution Upgrades (NNCC)	$ 582,777	-	$ 582,777		Planning project to replace the existing hot water and steam boilers, and to replace the hot water distribution piping at the Northern Nevada Correctional Center.
15-P02	Military	North Las Vegas	Advance Planning: Nevada National Guard Readiness Center	$ 642,886	-	$ 642,886		Complete the schematic design for a new 97,000 sf National Guard/Reserve Readiness Center to serve the peacetime missions of the assigned units. The center would provide administrative, training, supply, classrooms and storage areas to achieve proficiency in required training tasks for the 272 soldiers of the 17th sustainment brigade and 43 soldiers of the Explosive Ordnance Disposal company of the Nevada Army National Guard.
15-P03	Tourism & Cultural Affairs	Carson City	Cultural Center and Welcome Center (Stewart Facility)	$ 297,922	-	$ 297,922		Design development through construction documents to seismically stabilize and rehabilitate Buildings 1 and 2 at the Stewart Facility. Once construction is funded and complete, Building 1 will include a museum and cultural center, and Building 2 will include a visitors center. Planning is recommended to identify necessary structural and seismic upgrades, sprinkler system installation, and mechanical and electrical system improvements to ensure the buildings are in compliance with current building, fire, and life/safety codes. This project is related to the Major Budget Initiative titled Stewart Indian School Living Legacy.
			PLANNING PROJECTS TOTAL	**$ 1,523,585**	**$ -**	**$ 1,523,585**	**Project Count: 3**	
			STATEWIDE PROJECTS					
15-S01	Administration	Statewide	Statewide Roofing Program	$ 3,571,580	-	$ 3,571,580		State funded statewide roofing projects.
15-S01g	Military	Various	Statewide Roofing Program (Military)	$ 371,931	$ 327,239	$ 699,170	Federal Funds	Single ply roofing system at the Elko Readiness Center and Henderson Armory.
15-S02	Administration	Statewide	Statewide ADA Program	$ 2,023,051	-	$ 2,023,051		State funded statewide program accessibility under Title II of the Americans with Disabilities Act.
15-S03	Administration	Statewide	Statewide Fire & Life Safety	$ 1,809,799		$ 1,809,799		State funded installation of fire sprinklers, fire alarms, exit signs and egress lighting in existing state owned buildings.
15-S04	Administration	Statewide	Statewide Advance Planning Program	$ 1,164,142		$ 1,164,142		Preparation of the 2015 Capital Improvement Program (CIP).
15-S05	Administration	Statewide	Statewide Paving Program	$ 889,996		$ 889,996		New paving, replacement paving and preventive maintenance including crack and slurry sealing - state funded.
15-S05g	Administration	Stead	Statewide Paving Program (NNG Stead Training Center)	$ 10,172	$ 64,113	$ 74,285	Federal Funds	Provide crack seal and slurry for the paved areas at the Stead Training Center.

Project Number	Agency	Location	Project Title	State Funding	Other Funding	Project Total	Other Funding Source	Remarks
15-S05g1	Administration	Statewide	Statewide Paving (Nevada National Guard)	$ 161,903	$ 134,104	$ 296,007	Federal Funds	Provide for slurry seal, overlay, and new paving at the Fallon Readiness Center and Washoe Readiness Center - Stead.
15-S05h	Administration	Carson City	Statewide Paving Program (Highway Funded Projects)	$ 37,424	$ 87,320	$ 124,744	Highway Funds	Replacement of failed pavement, non-compliant ADA parking spaces and signs, broken curbing, and preventative maintenance throughout the parking lot at the DPS Training facility in Carson City.
15-S05h1	Administration	Statewide	Statewide Paving (Highway Funded Projects)	-	$ 379,824	$ 379,824	Highway Funds	Preventative maintenance on the asphalt concrete paving in the front parking lot, and install proper ADA parking signage at the Donovan DMV. Installation of sidewalks, raised pedestrian crosswalks and a landscape planter at the Henderson DMV.
15-S06	Administration	Statewide	Statewide Indoor Air Quality	$ 97,673	$ 100,000	$ 197,673	Agency Funds	Statewide project to address environmental issues such as asbestos, indoor air quality, lead paint, and mold.
15-S08	Administration	Statewide	Statewide Energy Efficiency Program	$ 1,000,000	$ 21,014,148	$ 22,014,148	Agency Funds & QECB Bonds	Statewide project to include high efficiency lighting, pumping, and transformers, solar thermal and central plant replacement projects at various locations throughout the state. QECB Bonds: Qualified Energy Conservation Bonds, part of a federal program where the federal government pays 70 percent of the qualifying annual interest. The project includes $3.5 million in QECB Bonds. The Executive Budget Office has indicated that the remaining $17.5 million in funding will be financed through agency savings resulting from decreased untility/energy costs, however specific details have not yet been received on the type of financing.
15-S09	Administration	Statewide	Statewide Building Official Program	$ -	$ 935,706	$ 935,706	Agency Funds	Project to accept and spend funds from various state agencies for plan review and inspection of building projects not managed by the SPWB.
			STATEWIDE PROJECTS TOTAL	**$ 11,137,671**	**$ 23,042,454**	**$ 34,180,125**	**Project Count: 13**	
			TOTAL ALL PROJECTS	**$ 105,823,991**	**$ 128,322,303**	**$ 234,146,294**	**Project Count: 71**	

POSITION SUMMARY

The following table displays the eliminated and new positions recommended in The Executive Budget by functional area for the 2015-17 biennium. The FY 2015 (work program year) is displayed to provide a perspective of the total number of positions in the current fiscal year compared to the total number of positions approved by the 2013 Legislature for FY 2015. A comparison can then be made to the total number of eliminated and new positions recommended by the Governor for the 2015-17 biennium. The total number of positions for the Nevada System of Higher Education (NSHE) is detailed separately, and only includes authorized positions in FY 2015.

Over the 2013-15 biennium, the number of positions, excluding NSHE, increased from 18,604.34, as approved by the 2013 Legislature, to 18,730.01, a net increase of 125.67 positions. Significant position additions include 34.00 positions for the Department of Public Safety and 27.49 positions for the Department of Health and Human Services' Division of Child and Family Services. For FY 2016, excluding NSHE, the Governor recommends a total of 19,328.89 positions. The recommendation includes the elimination of 135.51 existing positions when compared to FY 2015 (work program year) and the addition of 734.39 new positions. The net increase in positions (new less eliminated) is 598.88 when compared to the FY 2015 work program.

For FY 2017, excluding NSHE, the Governor recommends a total of 19,509.91 positions. The recommendation includes the elimination of 4.00 positions and the addition of 185.02 new positions. The net increase in positions (new less elimination) is 181.02. This results in a total of 139.51 (135.51 + 4.00) eliminated positions over the 2015-17 biennium. The net increase in positions (new less eliminated) for the 2015-17 biennium is 779.90 when compared to the number of positions in the FY 2015 work program year.

Significant position additions recommended by the Governor include the addition of 385.05 FTE in FY 2016 and 82.02 FTE in FY 2017 in the Human Services functional area and the addition of 177.96 FTE in FY 2016 and 96.00 FTE in FY 2017 in the Public Safety functional area. The 467.07 additional FTE recommended for the Human Services functional area over the 2015-17 biennium would primarily be used to meet increased demand in programs and services provided by the Division of Welfare and Supportive Services and staff the Stein Hospital, a mental health hospital proposed to reopen in Southern Nevada. The 273.96 additional FTE recommended by the Governor for the Public Safety functional area over the 2015-17 biennium would primarily provide additional protective services staff for the Nevada Department of Corrections, address caseload adjustments for the Division of Parole and Probation, and provide additional staff for the Department of Motor Vehicle's field offices.

The Governor recommends establishing a new Governor's Finance Office within the Constitutional functional area and staffing it with 18.00 existing positions and 3.00 new positions transferred from the Finance and Administration functional area. The Governor also recommends transferring 11.00 existing positions and 2.00 new positions from the Division of Internal Audits from the Finance and Administration functional area to the Constitutional Agencies functional area.

Since formula funding recommendations are not translated into position counts until after the close of the Legislative Session, no information is being provided on authorized positions for the NSHE for the 2015-17 biennium.

Nevada Legislative Counsel Bureau
Governor Recommends Position Count
(Full-Time Equivalency Count)

	FY 2015 Legislature Approved	FY 2015 Work Program [a.]	Governor Recommends FY 2016 Eliminated Positions	Net Transfers [c.]	New Positions	Total	Governor Recommends FY 2017 Eliminated Positions	Net Transfers [c.]	New Positions	Total
Government Function										
Constitutional Agencies [b.]	1,155.98	1,161.71	(10.51)	29.00	32.49	1,212.69	-	-	1.00	1,213.69
Finance and Administration	899.23	900.23	-	(32.00)	44.54	912.77	-	-	1.00	913.77
Education	153.52	162.02	(1.00)	1.00	27.00	189.02	(4.00)	-	1.00	186.02
Human Services	6,413.98	6,460.55	(59.00)	-	385.05	6,786.60	-	-	82.02	6,868.62
Commerce and Industry	1,449.48	1,456.97	(12.00)	-	40.60	1,485.57	-	-	3.00	1,488.57
Public Safety	5,325.70	5,380.70	(28.00)	-	177.96	5,530.66	-	-	96.00	5,626.66
Infrastructure	2,733.43	2,734.81	(25.00)	2.00	11.00	2,722.81	-	-	1.00	2,723.81
Special Purpose Agencies	473.02	473.02	-	-	15.75	488.77	-	-	-	488.77
						-				-
Sub-Total	**18,604.34**	**18,730.01**	**(135.51)**	**-**	**734.39**	**19,328.89**	**(4.00)**	**-**	**185.02**	**19,509.91**
Nevada System of Higher Education										
Professional [d.]	4,936.99	4,837.10				N/A [e.]				N/A [e.]
Classified [d.]	2,123.52	2,066.23				N/A [e.]				N/A [e.]
Sub-Total	**7,060.51**	**6,903.33**								
Total [f.]	**25,664.85**	**25,633.34**								

a. The FY 2015 work program sub-total by Government Function in The Fiscal Report differs from The Executive Budget due to necessary adjustments for those items which are not reflected in The Executive Budget work program. Reconciliation is on file in the Fiscal Analysis Division.

b. The Governor recommends transferring the proposed Governor's Finance Office (18.0 Existing FTE) and the Division of Internal Audits (11.0 Existing FTE) from the Finance and Administration Function to the Constitutional Agencies Function. New positions recommended for the Governor's Finance Office and the Division of Internal Audits are reflected in the Constitutional Agencies Functional area.

c. Net transfers reflect the net change in transferred positions from functional areas.

d. The FY 2015 work program NSHE Professional FTE count includes 12.19 Resident Physician FTE and 1.2 FTE approved in the Western Interstate Commission for Higher Education (WICHE) Administrative Budget. Additionally, the NSHE Classified FTE count includes 1.0 FTE approved in the WICHE Administrative Budget. (FY 2015 Source: Board of Regents Approved 2014-15 State Operating Budget)

e. Funding recommendations are not translated into position counts until after the close of the Legislative Session. Therefore, information is not provided on authorized positions for the NSHE for the 2015-17 biennium.

f. Total does not include Boards, Commissions, or the Tahoe Regional Planning Agency.

SECTION V

GOVERNOR'S RECOMMENDATIONS BY FUNCTION

This section includes a schedule by budget account of the Governor's recommended level of spending by funding source. In each budget, the actual year expenditures for FY 2014, the current year budget (FY 2015) and the Governor's recommendation for FY 2016 and FY 2017 are displayed for comparison purposes. The percentage change for each year is also displayed. Expenditure and percentage figures are rounded but all calculations are extracted from the unrounded numbers.

Each functional area's schedule of recommended spending is preceded by a brief narrative description of the major program changes and issues reflected in the proposed budgets. This narrative is not exhaustive, nor does it address issues in great depth. It is designed to alert the reader to those issues that may arise during the 2015 Legislative Session.

ELECTED OFFICIALS

The Elected Officials function encompasses three sub-functions: Executive Branch elected offices, Judicial Branch agencies, and, Legislative Branch agencies. The Executive Branch elected offices include the Governor, Lieutenant Governor, Attorney General, State Controller, Secretary of State, State Treasurer and the Commission on Ethics. Judicial Branch agencies include the Supreme Court, Administrative Office of the Courts, Commission on Judicial Discipline and Commission on Judicial Selection. The Legislative Branch agencies include the Legislative Counsel Bureau and the Interim Nevada Legislature.

The recommended General Fund appropriations for Elected Officials total $120.8 million in FY 2016, an increase of 19.2 percent compared to the legislatively approved amount of $101.4 million for FY 2015, and $123.7 million in FY 2017, which represents a 2.4 percent increase over FY 2016. Budget recommendations for all funding sources total $509.8 million in FY 2016, an increase of 10.1 percent when compared to the amount approved by the 2013 Legislature of $463.1 million for FY 2015 and $507.5 million in FY 2017, a decrease of 0.5 percent over FY 2016 after interagency transfers are deducted.

OFFICE OF THE GOVERNOR

The Governor is the Chief Executive Officer of the state and is elected to a four-year term. The responsibilities of the Governor include, but are not limited to, serving as the Commander in Chief of the state's military forces and as the Chairman of the Board of Examiners, the Board of Directors of the Department of Transportation, the Executive Branch Audit Committee, the Board of Prisons Commissioners, and the Board of Pardons Commissioners. The Office of the Governor is supported entirely by General Fund appropriations. General Fund support is recommended to increase from

$4.5 million, as approved by the 2013 Legislature for the 2013-15 biennium, to $4.7 million for the 2015-17 biennium, which is an increase of 5.6 percent. The Executive Budget recommends 17.00 non-classified positions, in addition to the Governor, for the Office of the Governor, which is .02 positions higher than the number of positions included in the budget approved by the 2013 legislature.

MANSION MAINTENANCE

The Mansion Maintenance budget provides for the staffing, operation and maintenance of the Governor's Mansion in Carson City and is supported entirely by a General Fund appropriation. General Fund support for the Mansion is recommended to increase from $693,063 as approved for the 2013-15 biennium, to $720,215 for the 2015-17 biennium, which is an increase of 3.9 percent. The budget proposes to fund $59,155 in deferred maintenance projects for the Governor's Mansion over the 2015-17 biennium. The Executive Budget for the 2015-17 biennium recommends funding for 2.64 non-classified positions to staff the Mansion, which is a continuation of the positions approved by the 2013 Legislature.

WASHINGTON OFFICE

The establishment of the Washington, D.C. Office was authorized by the 1985 Legislature to identify, monitor and provide information on selected federal issues of high priority to Nevada, such as nuclear waste, transportation funding, gaming, and economic development. The Governor recommends funding support of $518,866 for the 2015-17 biennium, which is a 1.2 percent increase over the $512,689 approved by the 2013 Legislature for the 2013-15 biennium. The Washington Office is funded through transfers from the Department of Transportation, the Commission on Tourism and the Governor's Office of Economic Development.

GOVERNOR'S OFFICE OF ENERGY

Energy Conservation

The Governor's Office of Energy is responsible for implementing the Governor's Nevada Energy Protection Plan and for serving as the state's point of contact with the United States Department of Energy's (DOE) State Energy Program (SEP). The office administers grants and contracts that promote the economic development of the state, encourage conservation and energy efficiency, encourage the development and utilization of Nevada's renewable energy resources, and promote alternative fuel use in Nevada. The activities of the Governor's Office of Energy include energy emergency support, energy policy formulation and implementation, technical assistance and public information and education. The Governor's Office of Energy was transferred from the Department of Business and Industry to the Office of the Governor following the passage of Assembly Bill 661 by the 2001 Legislature.

Funding for the Governor's Office of Energy is provided through a mix of federal funds, property tax receipts transferred from the Renewable Energy Fund (REF) and the Renewable Energy, Efficiency, and Conversation Loan (REECL) program. For the 2015-17 biennium, the Governor recommends increased total transfers for the office from the REF and the REECL. The Executive Budget includes General Fund appropriations of $100 in each year of the 2015-17 biennium, which provides access to the Interim Finance Committee Contingency Account should the need arise. The Governor also recommends REF transfers of $22,696 in each year of the biennium to establish a host fund, as well as provide registration fees and in-state and out-of-state travel for the office.

Renewable Energy Fund

The 2009 Legislature authorized the creation of the Renewable Energy Fund and provides that 45 percent of the property taxes paid by a qualifying renewable energy facility during the period of partial abatement of property taxes be deposited to the fund. Of that amount, not less than 75 percent of the property taxes received in the fund must be used to offset the cost of electricity to retail customers of a public utility subject to a renewable energy portfolio standard established by the Public Utilities Commission. The remaining 25 percent of the property taxes received in the fund may be used by the director as prescribed by regulation. The Executive Budget recommends transferring $1.14 million in FY 2016 and $1.27 million in FY 2017 to support the office's staffing and operating costs. In addition, The Executive Budget recommends the transfer of $1.5 million in FY 2016 to the Nevada Housing Division in the Department of Business and Industry to establish the Direct Energy Assistance Loan (DEAL) Program. The DEAL program allows employees of the State of Nevada to finance home energy efficiency upgrades through payroll deductions.

Renewable Energy, Efficiency, and Conservation Loan

The 2009 Legislature authorized the creation of the Renewable Energy, Efficiency, and Conservation Loan account for the purpose of granting low interest loans for renewable energy systems as defined in NRS 704.7815. The federal government granted $8.2 million to the State of Nevada under the American Recovery and Reinvestment Act (ARRA) for loans. The purpose of the program is to create a sustainable revolving loan program to help Nevada meet its renewable energy portfolio standard goals, to promote energy independence and to create jobs by providing short-term, low-cost loans to developers of renewable energy systems in Nevada. The loans serve as a bridge financing option to provide necessary funding for the various start-up costs associated with these projects. Once the projects reach a mature level and total project financing is in place, the loans will be repaid. The program provides below market rate financing at an interest rate of 3 percent for projects that develop or expand renewable energy systems in Nevada, for a term not to exceed 15 years. Loans are granted to the highest ranked applicants based on criteria such as the number of jobs created or retained, renewable energy generated, fossil fuel reduction, leveraging of additional financial resources, and readiness of the project to be implemented.

The Executive Budget recommends the level of energy loans from the Renewable Energy, Efficiency, and Conservation Loan account to decrease sharply in the second year of the 2015-17 biennium, from $1.1 million in FY 2016 to $140,904 in FY 2017.

OFFICE OF SCIENCE, INNOVATION AND TECHNOLOGY

The Executive Budget recommends General Fund support of $5.0 million for the 2015-17 biennium to reestablish the Office of Science, Innovation and Technology. The office was created through Senate Bill 401 approved by the 2001 Legislature; however, it has been inactive since FY 2003. The purpose of the office is to promote the development of a skilled workforce in the areas of science, technology, engineering, or math (STEM) and to improve broadband availability, adoption, and use. The funding recommended by the Governor supports four non-classified positions to staff the office, provides resources to improve Nevada's broadband infrastructure and access, and would make available $3.0 million over the 2015-17 biennium to support a new STEM Challenge Grant program.

HIGH LEVEL NUCLEAR WASTE

The Agency for Nuclear Projects was established by Executive Order in 1983 following passage of the federal Nuclear Waste Policy Act of 1982. The 1985 Legislature formally established the office as a statutorily authorized agency and created a seven-member Commission on Nuclear Projects to support the work of the agency and provide guidance to the Governor and Legislature on matters concerning the high-level nuclear waste program. In 1995, the Legislature made the agency an organizational component of the Governor's Office. The agency consists of the Division of Technical Programs and the Division of Planning. The Executive Director is appointed by the Governor and serves at the pleasure of the Commission. Funding for the agency consists of State General Funds, an annual grant from the Western Governors' Association, and an annual transfer of Highway Funds.

The Executive Budget recommends total funding of $3.9 million over the 2015-17 biennium for the agency, which is a 58.6 percent increase over the $2.4 million legislatively approved for the 2013-15 biennium. The increase is due to the Governor's recommendation to increase the General Fund appropriation by $1.3 million over the biennium to support the state's participation in the licensing proceedings to establish a high-level nuclear waste depository at Yucca Mountain. The recommendation for increased funding relates to the re-start of the licensing proceedings before the federal Nuclear Regulatory Commission (NRC), which had been stayed by Congress for the past four fiscal years. However, the stay was lifted in State Fiscal Year 2014, and in August 2014 the Interim Finance Committee approved the agency's request for contingency funds totaling $610,572 to support costs including outside attorney's fees and technical experts to continue to defend the state's efforts regarding a high-level nuclear waste depository at Yucca Mountain.

ATTORNEY GENERAL

The Office of the Attorney General (OAG) serves as legal advisor to nearly all state agencies, boards, and commissions and assists the county district attorneys throughout the state. As the state's Chief Law Enforcement Office, the Attorney General represents the people of the State of Nevada before trial and appellate courts of Nevada and the United States in criminal and civil matters.

The OAG consists of the following bureaus: Litigation, Government Affairs, Criminal Justice, and Consumer Protection. The Bureau of Litigation includes the Personnel Division, the Public Safety Division, and the Appellate Division. The Bureau of Government Affairs includes the Gaming Division, the Transportation Division, the Business and Taxation Division, the Government and Natural Resources Division, the Boards and Licensing Division, and the Health and Human Services Division. The Bureau of Criminal Justice includes the Special Prosecution Division, the Medicaid Fraud Control Unit, and the Fraud Unit, which includes Criminal Mortgage Fraud, Workers' Compensation Fraud, and the Insurance Fraud units. The Bureau of Consumer Protection includes the Civil Mortgage Fraud Unit and the Mortgage Settlement Administration. The OAG also includes an Administration Division to support the bureaus.

The Executive Budget recommends total funding of $104.3 million (less interagency transfer) over the 2015-17 biennium for the Office of the Attorney General, a 36.7 percent decrease from the $164.9 million approved for the 2013-15 biennium. The decrease in total funding is primarily due to the Office of the Attorney General receiving $87.7 million in Mortgage Settlement funds for use during the 2013-15 biennium. The General Fund portion of The Executive Budget totals $35.9 million for the 2015-17 biennium, a 12.7 percent increase from the legislatively approved General Fund amount of $31.8 million for the 2013-15 biennium.

The Governor recommends distributing $17.5 million over the 2015-17 biennium in remaining National Mortgage Settlement (NMS) funds:

- $1.2 million to the Department of Business and Industry (B&I) to maintain and expand the Consumer Affairs Unit within the B&I Administration budget that was continued during the 2013-15 biennium using NMS funds.
- $1.4 million to the Foreclosure Mediation Program statutorily established within the Judicial Branch.
- $1.3 million to support the transfer of seven positions and associated operating costs currently supported by grant funds in the Criminal Mortgage Fraud unit in the OAG Administration budget to the National Settlement Administration budget.
- $8.7 million to continue four positions to support the National Settlement Administration budget within the OAG, and the contractual services (Financial Guidance Center, Call Center, and Legal Services) approved by the 2013 Legislature to assist consumers through the housing crisis.
- $4.9 million in available reserve funds at the end of FY 2017.

The Executive Budget includes General Fund appropriations totaling $5.0 million over the 2015-17 biennium to support the state's efforts regarding litigation and licensing proceedings to establish a high-level nuclear waste repository at Yucca Mountain. Although new federal funds to support these activities had been stayed over the past four fiscal years, the Nuclear Regulatory Commission (NRC) recently ordered the re-start of certain licensing proceedings that had previously been suspended, using remaining available federal funds. The $5.0 million General Fund appropriation recommended in The Executive Budget represents the funds projected by the agency to support attorney's fees, technical experts, and associated costs to address the re-start of the licensing activities before the NRC over the 2015-17 biennium.

The Executive Budget includes several changes to the Office of the Attorney General staffing. New position recommendations include four new Special Counsel positions to oversee each of the four bureaus established in the OAG, a new Solicitor General position, a new Assistant Attorney General position, and two new Senior Deputy Attorney General positions, which are recommended pursuant to the new organizational structure developed by the Attorney General. To mitigate the costs associated with the new organizational structure, the recommendation includes the elimination of six full-time positions and one part-time position from the Administration budget. The net cost of the proposed changes total $1.0 million ($771,737 General Fund) over the 2015-17 biennium.

The Governor also recommends five new positions to establish a unit within the Administration budget to handle litigation relating to eminent domain issues anticipated for the Nevada Department of Transportation's Project NEON. Total position and associated operating costs for the Project NEON unit are $907,595 ($514,563 General Fund) over the 2015-17 biennium. The Executive Budget also recommends an Administrative Services Officer position to assist the Fiscal Unit, a Criminal Investigator position to assist the OAG's Human Sex Trafficking Unit, and a part-time Deputy Attorney General to assist with pending tort claims. Lastly, The Executive Budget recommends the elimination of two vacant Criminal Investigator positions due to reduced funding for the Workers' Compensation Fraud Unit budget.

The Governor also recommends salary increases for the unclassified Legal Researcher positions within the Administration, Consumer Advocate, and National Settlement Administration budgets to be comparable with the Legal Research Assistant positions in the classified service of the state. Total costs for the salary and benefits increases are $492,861 ($265,988 General Fund) over the biennium. Lastly, the Governor recommends changing the funding source for the Domestic Violence Ombudsman position from court assessments to General Fund appropriation and changing the position title to a Victims Services Officer.

SECRETARY OF STATE

The Secretary of State maintains the official records of the acts of the Nevada Legislature and of the Executive Branch of state government. The office is responsible for ensuring the integrity of elections, receiving and recording business entity filings, administering the uniform commercial code, protecting consumers against securities

fraud, preserving public records, and promoting public awareness and education in these areas. For the 2015-17 biennium, the Governor recommends General Fund appropriations totaling $42.8 million, which is a $15.6 million increase (57.3 percent) over the $27.2 million approved by the Legislature for the 2013-15 biennium. The increase is due primarily to a recommended Technology Investment Request (TIR) totaling $12.1 million over the 2015-17 biennium to replace the eSoS Reporting System (eSoS). The Governor also recommends total operating expenditures (excluding reserves) of $44.0 million for the 2015-17 biennium as compared to the $28.4 million approved by the Legislature for the 2013-15 biennium.

As noted above, the Governor's recommended budget includes General Fund appropriations totaling $12.1 million over the 2015-17 biennium for a TIR to replace the eSoS, the primary application used by the office for processing, archiving, and receipting Commercial Recording business entity filings electronically. The Executive Budget indicates that application is over ten years old and is insufficient to handle the complexity and volume of increased business entity filings. Of the total amount proposed for the TIR, $327,372 is recommended to fund three new Information Technology Professional positions to support the eSoS replacement project.

In accordance with the provisions of *Nevada Revised Statutes* 75A.100, the Secretary of State established a state business portal to facilitate transactions conducted between businesses and governmental agencies in a one-stop process. The business portal, known as SilverFlume, was launched to the public in 2012. For the 2015-17 biennium, the Governor recommends General Fund appropriations totaling $212,432 for two new Information Technology Professional positions to provide additional support of the state's business portal.

Additionally, two new positions are recommended to support civil and criminal investigations of the Securities Division. The personnel and associated operating costs of the two Compliance/Audit Investigators positions would be funded with reserve reductions totaling $228,968 over the 2015-17 biennium.

The Governor proposes that General Fund appropriations for credit card processing fees increase by $393,533 to $4.3 million over the 2015-17 biennium, a 12.4 percent increase when compared to the $3.8 million approved by the 2013 Legislature for credit card processing fees.

Recommendations to eliminate one vacant Administrative Assistant position and to reduce funding for training that is no longer needed are also included in The Executive Budget, resulting in General Fund savings totaling $175,583 over the 2015-17 biennium.

Other recommended enhancements for the office include General Fund appropriations totaling $1.7 million and Miscellaneous Program Fee revenue totaling $2,109 over the 2015-17 biennium for new and replacement equipment, and General Fund appropriations totaling $14,240 over the biennium for additional in-state and out-of-state staff travel.

HELP AMERICA VOTE ACT (HAVA) ELECTION REFORM

The HAVA Election Reform budget is funded primarily from reserves carried forward from prior years. The ending reserve balances in FY 2015 are projected at $1.6 million and would decline to $172,326 by the end of FY 2017, if the Governor's budget is approved. For the 2015-17 biennium, the Governor recommends federal Title II reserves of $51,036 in FY 2017 for the administration of statewide voter registration lists. Additionally, the Governor's budget continues General Fund appropriations of $100 in each year of the 2015-17 biennium to provide the HAVA account access to the Interim Finance Committee Contingency Account for potential grant match.

STATE TREASURER

The State Treasurer, which has offices located in Carson City and Las Vegas, is responsible for investing state and local governments' funds, issuing and servicing debt on behalf of the state, managing the state's pooled collateral program, distributing interest earnings to statutorily approved funds and budget accounts, managing the state's banking relationships, reconciling bank transactions, drawing federal funds, and distributing state checks. The Treasurer's Office is also responsible for the administration of the Governor Guinn Millennium Scholarship program, Nevada Prepaid Tuition program, the Nevada 529 College Savings Plans program, and the Unclaimed Property program.

The Executive Budget recommends $719.2 million in total funding in the Treasurer's Office budgets for the 2015-17 biennium, of which $572.8 million is related to the Bond Interest and Redemption Account. This is an increase of 11.4 percent over the $645.8 million in total funding approved by the 2013 Legislature for the 2013-15 biennium.

The Governor recommends $5.7 million in total funding for the State Treasurer for the 2015-17 biennium compared to the $5.0 million approved by the 2013 Legislature, an increase of 12.8 percent. The recommended increase includes $125,797 over the 2015-17 biennium for the addition of a Management Analyst position for a new Micro Loan Program. According to the agency, the establishment of a new Micro Loan Program is allowed by NRS 355.250-355.285 and will benefit Nevada businesses requiring small loans and provide the State of Nevada with a higher rate of return.

As provided for in NRS 355.250-355.285, a corporation for public benefit was established in March 2012. The corporation is governed by an appointed Board of Directors (Board) consisting of five members from the private sector, one member each appointed by the Governor, Senate Majority Leader, Speaker of the Assembly, Senate Minority Leader, and Assembly Minority Leader; the Chancellor of the Nevada System of Higher Education or his or her designee; the State Treasurer; and, with the approval of the majority of the members of the board of directors, up to five members who are direct investors in the corporation for public benefit. As a result, the Nevada Capital Investment Corporation (NCIC), a nonprofit entity, was created. The purpose of the

NCIC is to identify and invest in new businesses located in Nevada, businesses looking to expand in Nevada, or businesses seeking to relocate to Nevada to primarily promote greater returns on investment for the state's Permanent School Fund and to secondarily increase economic development and employment in Nevada.

According to the Treasurer's Office website, the Board hired Hamilton Lane, a professional fund manager, to seek private equity investment opportunities in Nevada businesses. Hamilton Lane is responsible for evaluating and selecting venture capital and private equity funds that will invest in Nevada companies, and will also be investing directly into Nevada businesses as a co-investor. The Silver State Opportunities Fund (SSOF), managed by Hamilton Lane, is the investment vehicle created as part of the contract with Hamilton Lane. The SSOF manages $50.0 million of capital (from the State Permanent School Fund) dedicated to investing in compelling businesses located, expanding into or relocating to Nevada.

The Executive Budget includes a total of $39,550 in FY 2016 to fund moving and remodeling costs within the Grant Sawyer Building in Las Vegas to consolidate and expand space to meet the offices' current needs. The recommendation is included in the Treasurer's Office ($3,750), Millennium Scholarship ($10,400), and Unclaimed Property ($25,400) budgets. However, the Executive Budget Office indicates an additional request in the Higher Education Tuition Administration ($10,450) budget was inadvertently excluded from The Executive Budget.

COLLEGE SAVINGS TRUST

The College Savings Trust Division administers the Nevada Prepaid Tuition and the Nevada 529 College Savings Plans programs. The programs are designed to help parents and students take advantage of the Internal Revenue Service 529 College Savings Plans. The programs are administered by the State Treasurer through the five-member Board of Trustees of the College Savings Plans of Nevada.

The 2013 Legislature approved the Board's recommendation to transfer $1.8 million in each year of the 2013-15 biennium from the Endowment account to the Prepaid Tuition Trust Fund to improve the financial viability of the Trust Fund. The Executive Budget proposes to continue transfers of $1.8 million in each year of the 2015-17 biennium to make progress toward the goal of 120 percent funded status by 2020 due to higher tuition costs.

MILLENNIUM SCHOLARSHIP ADMINISTRATION

The Millennium Scholarship program was recommended by Governor Guinn and approved by the 1999 Legislature to increase the number of Nevada students who attend and graduate from Nevada institutions of higher education. In general, to be eligible for a Millennium Scholarship, a student must graduate with a diploma from a Nevada high school with at least a 3.25 grade point average, pass all areas of the Nevada High School Proficiency Examination, and have been a resident of Nevada for

at least two years of high school. Alternative eligibility paths have been established for students with a documented physical disability, mental disability or whose K-12 education was subject to an individualized education plan, and for those students who meet high school graduation eligibility without having graduated from a Nevada public or private high school. The Millennium Scholarship provides $40 per enrolled lower division credit hour and $60 per enrolled upper division credit hour at a Nevada System of Higher Education (NSHE) community college; $60 per enrolled credit hour at a NSHE state college; and $80 per enrolled credit hour at all other eligible institutions, excluding remedial courses. The funding is limited to a maximum of 12 credits per semester, counting all coursework at all institutions with a lifetime maximum award of $10,000 per student.

UNCLAIMED PROPERTY

The primary mission of the Nevada Unclaimed Property Division is to return abandoned property to the original owners or their heirs. According to the Treasurer's Office website, the Nevada Unclaimed Property Division is currently safeguarding over $650.0 million in unclaimed property.

STATE CONTROLLER

The State Controller's Office maintains the state's accounting system, pays claims against the state, administers the state's debt collection program and publishes the annual financial statements. The Executive Budget recommends funding the office with General Fund appropriations of $11.2 million over the 2015-17 biennium, which represents a 26.8 percent increase from the $8.8 million approved for the 2013-15 biennium. The Governor recommends General Fund appropriations of $1.3 million in FY 2016 and $84,087 in FY 2017 to replace the Oracle Discoverer software program. The Discoverer program is used by all state agencies to query the state's financial system database. The Executive Budget also recommends General Fund appropriations of $150,124 in FY 2016 and $19,257 in FY 2017 for a new videoconferencing system, which would enable the Controller's Office to connect the State Computer Training facility and meeting suites in Carson City to any state conference room or any state employee's computing device.

The Executive Budget recommends reserves of $1.0 million in FY 2016, increasing to $3.1 million at the end of FY 2017 for the Controller's Debt Recovery Account, with the projected state share of collections totaling $1.7 million in FY 2016 and $3.0 million in FY 2017. The Debt Recovery Account was created by Assembly Bill 87 (2009 Legislative Session). Funds in the account may only be used to support debt collection efforts of the State Controller upon approval of the Interim Finance Committee (IFC). The Governor recommends the transfer of $955,745 in FY 2016 and $959,637 in FY 2017 to the Controller's Office budget to pay the contractual obligations associated with the purchase of a new Debt Collection System authorized by the IFC at its August 27, 2014, meeting.

COMMISSION ON ETHICS

The Commission on Ethics, which consists of eight members (four appointed by the Governor and four appointed by the Legislative Commission), is responsible for receiving and investigating inquiries and complaints involving the ethical conduct of public officials and employees, and providing ethical guidance through published opinions.

Since the 2003 Legislative Session, local governments have participated in the funding of the Commission on Ethics based on the usage of the agency (number of Requests for Opinions submitted) and the population of the local governments (counties with a population of 10,000 or more and cities with a population of 15,000 or more are assessed). Based on the actual number of Requests for Opinions for FY 2013 and FY 2014, the funding split recommended in The Executive Budget for the 2015-17 biennium is 21 percent state support and 79 percent local government support, which compares to the 2013-15 biennium funding split of 31 percent state support and 69 percent local government support.

The Governor recommends total funding of $1.7 million ($326,337 in General Fund appropriations and $1.2 million in County Reimbursements) over the 2015-17 biennium, which is an increase of 8.7 percent over the $1.5 million ($472,480 in General Fund appropriations and $1.1 million in County Reimbursements) approved by the 2013 Legislature.

LEGISLATIVE BRANCH

The Legislative Counsel Bureau is the administrative support agency for the Nevada Legislature. The Bureau includes the Administrative Division, Audit Division, Fiscal Analysis Division, Legal Division and Research Division. The Legal Division includes the State Printing Office. The Interim Nevada Legislature provides for support staff between legislative sessions. The interim staff of the Legislature is responsible for finalizing the work of the preceding session, preparing for the next session, assisting Legislators and providing assistance to the public.

General Fund appropriations of $31.4 million in FY 2016 and $30.9 million in FY 2017 are included in The Executive Budget to support the operations of the Legislative Branch during the 2015-17 biennium. This represents an increase of approximately $2.3 million, or 3.9 percent, compared to the General Fund appropriations legislatively approved for the 2013-15 biennium.

JUDICIAL BRANCH

The budgets of the Judicial Branch are included in The Executive Budget, but are not subject to review by the Governor, pursuant to *Nevada Revised Statutes* (NRS) 353.246. Therefore, the Judicial Branch budgets presented in The Executive Budget represent the Judicial Branch's request without any adjustments by the Executive Budget Office.

The budgets of the Judicial Branch include funding for the Supreme Court, the Administrative Office of the Courts, the Judicial Programs and Services Division, the Uniform System of Judicial Records, the Supreme Court Law Library, the Commission on Judicial Selection, and the Foreclosure Mediation Program, which was created pursuant to Assembly Bill 149 of the 2009 Legislative Session. In addition, a new Court of Appeals was established in January 2015 after approval by the 2011 and 2013 Legislatures of Senate Joint Resolution 14 (originated 2011 Legislative Session), and ratification by the voters in the 2014 General Election.

The Judicial Branch budgets also include funding for the salaries, travel expenses, and pension costs of district court judges; the continuing education requirements of judges, justices of the peace, municipal court judges, appellate court judges and Supreme Court personnel; and the salaries and travel expenses of retired judges and justices who are recalled to active service by the Chief Justice to expedite judicial business. Additionally, the judiciary budgets include funding for Specialty Courts throughout the state and the Commission on Judicial Discipline.

The Judicial Branch budgets are supported primarily through General Fund appropriations and administrative court assessments. As prescribed in NRS 176.059, administrative court assessments are the fees charged to defendants in misdemeanor criminal and traffic cases. Other sources of funding include peremptory challenge fees (i.e., fees paid by attorneys or litigants to exclude particular judges in civil cases), filing fees, mediation service fees, notice of default fees, federal grants, and user fees.

The Executive Budget includes funding of $126.4 million for the Judicial Branch over the 2015-17 biennium, which is a 4.5 percent increase over the funding approved by the 2013 Legislature of $120.9 million. Of the amount requested for the 2015-17 biennium, General Fund appropriations represent $76.8 million of the total, which is a 20.1 percent increase over the $63.9 million in General Fund appropriations approved by the 2013 Legislature. The General Fund increase is primarily attributable to a reduction in projected administrative court assessment revenue and an increase in salary and operating expenditures related to the new Court of Appeals, information technology enhancements, and an increase to the availability of Specialty Court resources throughout the state.

Pursuant to NRS 176.059, not less than 51 percent of the administrative court assessment revenues received by the State Controller must be distributed to the Administrative Office of the Courts for allocation among the various Judicial Branch budgets based on percentages defined in statute. Not more than 49 percent of the administrative court assessment revenues must be allocated to various Executive Branch budgets to the extent of legislative authority. The Judicial Branch projects a 2.23 percent increase in the projected total administrative court assessment revenue for the 2015-17 biennium when compared to the legislatively approved amounts for the 2013-15 biennium. However, when compared to the actual amount of administrative court assessments received, the Judicial Branch projects a 4.31 percent decline for FY 2016 and a decline in FY 2017 of 3.35 percent when compared to FY 2014.

Due to the projected decline in administrative court assessment revenues and a reduction of available reserve funding in the Judicial Education budget, the Judicial Branch requests to transfer education to the program budgets. This request results in a reduction to expenditures supported by administrative court assessment revenues for the Judicial Education budget of $203,442 and an increase to General Fund appropriations of $92,052 for the Judicial Branch over the 2015-17 biennium.

The Specialty Court budget is primarily supported by specialty court programs administrative assessments (NRS 176.0613) and administrative court assessments (NRS 176.059). The Executive Budget includes an enhancement to the availability of specialty court services to defendants throughout the state. Since revenues for the Specialty Court budget are projected to decline, the Judicial Branch recommends General Fund appropriations of $7.4 million over the 2015-17 biennium. This budget has not previously been supported with General Fund appropriations.

The Court of Appeals was created January 2015. While 9 support staff were originally approved for this new budget through a Contingency budget request approved by the Interim Finance Committee (IFC) on December 8, 2014, the Judicial Branch subsequently added a non-classified Assistant Clerk position and transferred 8 existing law clerk and attorney positions from the Supreme Court budget to the Court of Appeals budget for a total position count of 18 (effective FY 2015). This position count does not include the 3 new appellate court judge positions, which are paid from a separate budget. The Executive Budget includes General Fund appropriations of $4.2 million over the 2015-17 biennium to support the Court of Appeals budget.

The Foreclosure Mediation Program (FMP) budget was established by the 2009 Legislature through Assembly Bill 149, which provides homeowners in default the right to request mediation, under which the homeowner may receive a loan modification. Although Assembly Bill 273 (2013 Legislative Session) transitioned the enrollment process from voluntary to automatic enrollment after a notice of default (NOD) has been filed, the Judicial Branch projects a continuation of revenue decline for the FMP. As revenues have declined, the FMP, which was approved for 20 positions during the 2011-13 biennium, has eliminated positions and for the 2015-17 biennium requests the continuation of 6 positions. To support the continuation of the FMP, the Judicial Branch requests a transfer of $1.4 million from the National Settlement Administration budget for FY 2016.

The Judicial Branch's budget request includes the reclassification of all unclassified positions within the Judicial Branch (excluding the Judicial Discipline budget) to non-classified positions. The request is included in the base decision units rather than isolated in enhancement decision units.

Nevada Legislative Counsel Bureau
Source of Funds Summary
2015-17 Fiscal Report

	2013-2014 Actual	2014-2015 Work Program	2015-2016 GOVERNOR RECOMMENDS	% Change	2016-2017 GOVERNOR RECOMMENDS	% Change
ELECTED OFFICIALS						
ELECTED OFFICIALS						
OFFICE OF THE GOVERNOR	2,189,361	2,259,083	2,365,809	4.72	2,377,115	.48
GENERAL FUND	2,232,955	2,259,083	2,365,809	4.72	2,377,115	.48
REVERSIONS	-43,594					
GOVERNOR'S MANSION MAINTENANCE	282,684	385,591	337,812	-12.39	382,403	13.20
GENERAL FUND	307,472	385,591	337,812	-12.39	382,403	13.20
REVERSIONS	-24,788					
GOVERNOR'S WASHINGTON OFFICE	253,256	259,433	259,433	.00	259,433	.00
INTERAGENCY TRANSFER	253,256	259,433	259,433		259,433	
GOVERNOR'S OFFICE HIGH LEVEL NUCLEAR WASTE	1,064,447	1,838,728	1,912,537	4.01	1,951,182	2.02
GENERAL FUND	667,327	686,572	1,371,133	99.71	1,409,778	2.82
INTERAGENCY TRANSFER	400,000	400,000	400,000		400,000	
INTERIM FINANCE		610,752				
OTHER FUND	81,679	141,404	141,404		141,404	
REVERSIONS	-84,559					
GOVERNOR'S OFFICE OF ENERGY	3,954,070	1,670,762	1,612,813	-3.47	1,694,404	5.06
GENERAL FUND	115,774	100	100		100	
BALANCE FORWARD	1,140,578					
FEDERAL FUND	2,260,285	582,866	354,154	-39.24	306,154	-13.55
INTERAGENCY TRANSFER	508,207	1,087,796	1,192,559	9.63	1,322,150	10.87
OTHER FUND	45,000		66,000		66,000	
REVERSIONS	-115,774					
RENEWABLE ENERGY FUND	553,118	10,031,253	10,473,910	4.41	11,194,548	6.88
BALANCE FORWARD	-2,939,812	5,337,161	5,531,196	3.64	6,234,056	12.71
OTHER FUND	3,492,930	4,694,092	4,942,714	5.30	4,960,492	.36
OFFICE OF SCIENCE, INNOVATION AND TECHNOLOGY			2,000,000		3,000,000	50.00
GENERAL FUND			2,000,000		3,000,000	50.00
RENEWABLE ENERGY, EFFICIENCY AND CONSERVATION LOAN	1,708,924	2,620,596	1,583,126	-39.59	682,451	-56.89
BALANCE FORWARD	412,865	1,343,592	1,347,835	.32	446,842	-66.85
FEDERAL FUND	123,774					
INTERAGENCY TRANSFER	1,116,040					
OTHER FUND	56,245	1,277,004	235,291	-81.57	235,609	.14
LIEUTENANT GOVERNOR	471,318	508,152	552,817	8.79	587,758	6.32
GENERAL FUND	494,211	508,152	552,817	8.79	587,758	6.32
REVERSIONS	-22,893					
AG - EXTRADITION COORDINATOR	658,165	561,977	679,105	20.84	674,389	-.69
GENERAL FUND	567,761	459,310	588,155	28.05	583,439	-.80
OTHER FUND	90,950	102,667	90,950	-11.41	90,950	
REVERSIONS	-546					

Nevada Legislative Counsel Bureau
Source of Funds Summary
2015-17 Fiscal Report

	2013-2014 Actual	2014-2015 Work Program	2015-2016 GOVERNOR RECOMMENDS	% Change	2016-2017 GOVERNOR RECOMMENDS	% Change
AG - ADMINISTRATIVE FUND	26,507,403	27,019,846	30,299,271	12.14	29,225,369	-3.54
GENERAL FUND	14,041,814	14,612,188	14,343,817	-1.84	13,157,600	-8.27
BALANCE FORWARD	45,675	783,916				
FEDERAL FUND	545,231					
INTERAGENCY TRANSFER	10,877,472	10,387,776	14,583,755	40.39	14,715,449	.90
OTHER FUND	1,094,952	1,235,966	1,371,699	10.98	1,352,320	-1.41
REVERSIONS	-97,741					
AG - SPECIAL FUND	1,743,892	2,532,693	2,696,093	6.45	2,709,193	.49
GENERAL FUND	186,928	271,242	2,500,000	821.69	2,500,000	
BALANCE FORWARD	1,247,464	1,260,867				
INTERAGENCY TRANSFER	187,640	230,010	196,093	-14.75	209,193	6.68
INTERIM FINANCE		765,400				
OTHER FUND	130,584	5,174				
REVERSIONS	-8,724					
AG - WORKERS' COMP FRAUD	3,711,575	3,930,922	3,921,407	-.24	3,788,542	-3.39
BALANCE FORWARD	166,530	107,745	25,280	-76.54	19,292	-23.69
FEDERAL FUND		71,003				
INTERAGENCY TRANSFER	786,887	964,370	918,658	-4.74	874,608	-4.80
OTHER FUND	2,766,370	2,787,804	2,977,469	6.80	2,894,642	-2.78
REVERSIONS	-8,212					
AG - CRIME PREVENTION	269,020	281,725	369,488	31.15	401,069	8.55
GENERAL FUND	227,807	233,943	331,337	41.63	364,570	10.03
BALANCE FORWARD	-1,695	1,460				
INTERAGENCY TRANSFER	2,321					
OTHER FUND	40,589	46,322	38,151	-17.64	36,499	-4.33
REVERSIONS	-2					
AG - MEDICAID FRAUD	1,872,480	3,491,067	3,773,923	8.10	3,795,838	.58
GENERAL FUND	100	100	100		100	
BALANCE FORWARD	-55,288	1,703,706	1,376,230	-19.22	1,390,009	1.00
FEDERAL FUND	1,390,628	1,288,840	1,846,420	43.26	1,846,420	
OTHER FUND	537,140	498,421	551,173	10.58	559,309	1.48
REVERSIONS	-100					
AG - CONSUMER ADVOCATE	3,335,265	6,265,886	6,426,038	2.56	5,895,521	-8.26
GENERAL FUND	622,415	625,303	665,551	6.44	663,896	-.25
BALANCE FORWARD	-87,834	1,899,500	2,853,956	50.25	2,325,094	-18.53
OTHER FUND	2,948,933	3,741,083	2,906,531	-22.31	2,906,531	
REVERSIONS	-148,249					
AG - VIOLENCE AGAINST WOMEN GRANTS	2,285,626	2,668,749	2,133,637	-20.05	2,142,394	.41
FEDERAL FUND	2,206,467	2,521,213	2,133,637	-15.37	2,142,394	.41
INTERAGENCY TRANSFER	70,608	128,781				
OTHER FUND	8,551	18,755				

Nevada Legislative Counsel Bureau
Source of Funds Summary
2015-17 Fiscal Report

	2013-2014 Actual	2014-2015 Work Program	2015-2016 GOVERNOR RECOMMENDS	% Change	2016-2017 GOVERNOR RECOMMENDS	% Change
AG - COUNCIL FOR PROSECUTING ATTORNEYS	200,087	390,197	397,185	1.79	397,740	.14
GENERAL FUND	100	100	100		100	
BALANCE FORWARD	-10,226	178,234	203,148	13.98	203,703	.27
INTERAGENCY TRANSFER	16,376	7,943				
OTHER FUND	193,937	203,920	193,937	-4.90	193,937	
REVERSIONS	-100					
AG - VICTIMS OF DOMESTIC VIOLENCE	381,633	486,801	396,304	-18.59	448,027	13.05
GENERAL FUND			97,272		97,358	.09
BALANCE FORWARD	-70,488	99,961	24,078	-75.91	75,715	214.46
FEDERAL FUND	11,763					
INTERAGENCY TRANSFER	297,904	216,990	142,500	-34.33	142,500	
OTHER FUND	142,454	169,850	132,454	-22.02	132,454	
AG - ATTORNEY GENERAL TORT CLAIM FUND	3,571,218	7,791,487	8,488,072	8.94	8,486,231	-.02
BALANCE FORWARD	-585,318	3,202,354	3,681,759	14.97	3,666,706	-.41
INTERAGENCY TRANSFER	4,151,536	4,584,133	4,801,313	4.74	4,814,525	.28
OTHER FUND	5,000	5,000	5,000		5,000	
AG - NATIONAL SETTLEMENT ADMINISTRATION	54,412,032	30,458,672	17,585,342	-42.26	10,590,428	-39.78
BALANCE FORWARD	54,218,576	30,448,672	17,510,342	-42.49	10,515,428	-39.95
OTHER FUND	193,456	10,000	75,000	650.00	75,000	
CONTROLLER - CONTROLLER'S OFFICE	4,890,164	4,960,942	7,319,199	47.54	5,749,544	-21.45
GENERAL FUND	4,427,566	4,369,629	6,363,454	45.63	4,789,907	-24.73
BALANCE FORWARD	409,990	60,408				
INTERAGENCY TRANSFER	84,843	530,905	955,745	80.02	959,637	.41
REVERSIONS	-32,235					
CONTROLLER - DEBT RECOVERY ACCOUNT	85,841	1,017,734	1,980,018	94.55	4,078,546	105.99
BALANCE FORWARD	30,352	312,879	304,747	-2.60	1,023,275	235.78
OTHER FUND	55,489	704,855	1,675,271	137.68	3,055,271	82.37
SOS - SECRETARY OF STATE	13,817,047	15,444,734	21,107,463	36.66	24,488,399	16.02
GENERAL FUND	13,288,785	13,945,557	19,798,715	41.97	23,030,448	16.32
BALANCE FORWARD	124,677	843,744	833,144	-1.26	984,470	18.16
FEDERAL FUND	57,708	213,376	61,419	-71.22	61,333	-.14
INTERAGENCY TRANSFER	51,525					
OTHER FUND	294,511	442,057	414,185	-6.31	412,148	-.49
REVERSIONS	-159					
SOS - HAVA ELECTION REFORM	983,598	2,787,043	1,752,301	-37.13	990,357	-43.48
GENERAL FUND	100	100	100		100	
BALANCE FORWARD	802,660	2,396,440	1,650,165	-31.14	988,221	-40.11
FEDERAL FUND	178,800	378,927	100,000	-73.61		
OTHER FUND	2,038	11,576	2,036	-82.41	2,036	

Nevada Legislative Counsel Bureau
Source of Funds Summary
2015-17 Fiscal Report

	2013-2014 Actual	2014-2015 Work Program	2015-2016 GOVERNOR RECOMMENDS	% Change	2016-2017 GOVERNOR RECOMMENDS	% Change
TREASURER - STATE TREASURER	2,469,968	2,559,338	2,845,469	11.18	2,818,449	-.95
GENERAL FUND	741,099	721,515	476,564	-33.95	419,998	-11.87
BALANCE FORWARD	-42,972	18,590				
INTERAGENCY TRANSFER	762,827	799,292	1,013,021	26.74	1,025,663	1.25
INTERIM FINANCE	57,806	27,140				
OTHER FUND	951,208	992,801	1,355,884	36.57	1,372,788	1.25
TREASURER - HIGHER EDUCATION TUITION ADMIN	514,084	594,921	650,809	9.39	674,703	3.67
OTHER FUND	514,084	594,921	650,809	9.39	674,703	3.67
TREASURER - BOND INTEREST & REDEMPTION	167,694,791	285,044,336	278,732,765	-2.21	294,062,109	5.50
BALANCE FORWARD	5,969,525	119,793,045	111,780,434	-6.69	109,620,474	-1.93
INTERAGENCY TRANSFER	18,579,716	18,118,504	19,687,771	8.66	27,681,891	40.60
OTHER FUND	143,145,550	147,132,787	147,264,560	.09	156,759,744	6.45
TREASURER - MUNICIPAL BOND BANK REVENUE	15,840,391	16,504,030	27,605,142	67.26	26,416,367	-4.31
BALANCE FORWARD	-2,211	2,212				
OTHER FUND	15,842,602	16,501,818	27,605,142	67.29	26,416,367	-4.31
TREASURER - MUNICIPAL BOND BANK DEBT SERVICE	15,841,366	16,678,566	27,779,161	66.56	26,590,011	-4.28
INTERAGENCY TRANSFER	15,840,391	16,501,818	27,602,861	67.27	26,414,036	-4.31
OTHER FUND	975	176,748	176,300	-.25	175,975	-.18
TREASURER - MILLENNIUM SCHOLARSHIP ADMINISTRATION	337,474	415,341	387,277	-6.76	378,944	-2.15
OTHER FUND	337,474	415,341	387,277	-6.76	378,944	-2.15
TREASURER - NEVADA COLLEGE SAVINGS TRUST	3,727,243	4,083,251	3,641,611	-10.82	1,643,650	-54.86
OTHER FUND	3,727,243	4,083,251	3,641,611	-10.82	1,643,650	-54.86
TREASURER - ENDOWMENT ACCOUNT	5,931,346	11,550,770	10,082,257	-12.71	10,762,142	6.74
BALANCE FORWARD	-3,793,331	6,764,235	3,824,134	-43.47	3,969,546	3.80
OTHER FUND	9,724,677	4,786,535	6,258,123	30.74	6,792,596	8.54
TREASURER - UNCLAIMED PROPERTY	1,850,691	1,869,321	2,073,235	10.91	2,078,415	.25
OTHER FUND	1,850,691	1,869,321	2,073,235	10.91	2,078,415	.25
COMMISSION ON ETHICS	694,960	813,823	841,725	3.43	826,512	-1.81
GENERAL FUND	238,104	234,376	163,865	-30.08	162,472	-.85
BALANCE FORWARD	-52,839	67,219	52,840	-21.39	52,840	
OTHER FUND	535,383	512,228	625,020	22.02	611,200	-2.21
REVERSIONS	-25,688					

Nevada Legislative Counsel Bureau
Source of Funds Summary
2015-17 Fiscal Report

	2013-2014 Actual	2014-2015 Work Program	2015-2016 GOVERNOR RECOMMENDS	% Change	2016-2017 GOVERNOR RECOMMENDS	% Change
TOTAL ELECTED OFFICIALS	344,104,538	469,777,770	485,062,554	3.25	492,242,183	1.48
GENERAL FUND	38,160,318	39,312,861	51,956,701	32.16	53,527,142	3.02
BALANCE FORWARD	56,926,878	176,625,940	150,999,288	-14.51	141,515,671	-6.28
FEDERAL FUND	6,774,656	5,056,225	4,495,630	-11.09	4,356,301	-3.10
INTERAGENCY TRANSFER	53,987,549	54,217,751	71,753,709	32.34	78,819,085	9.85
INTERIM FINANCE	57,806	1,403,292				
OTHER FUND	188,810,695	193,161,701	205,857,226	6.57	214,023,984	3.97
REVERSIONS	-613,364					
LEGISLATIVE BRANCH						
LEG - LEGISLATIVE COUNSEL BUREAU	32,708,406	38,889,833	31,654,466	-18.60	30,875,958	-2.46
GENERAL FUND	29,931,174	29,612,856	30,713,342	3.72	30,257,325	-1.48
BALANCE FORWARD	1,746,033	7,914,704				
HIGHWAY FUND	5,000	5,000	5,000		5,000	
INTERAGENCY TRANSFER	98,951	222,740	311,278	39.75	258,401	-16.99
OTHER FUND	1,198,818	1,134,533	624,846	-44.92	355,232	-43.15
REVERSIONS	-271,570					
LEG - NEVADA LEGISLATURE INTERIM	623,696	633,802	643,494	1.53	641,368	-.33
GENERAL FUND	633,315	633,802	643,494	1.53	641,368	-.33
REVERSIONS	-9,619					
LEG - PRINTING OFFICE	2,833,200	3,700,682	3,048,612	-17.62	3,157,579	3.57
BALANCE FORWARD	509,820	693,184	693,184		188,628	-72.79
INTERAGENCY TRANSFER	2,295,419	2,977,798	2,329,328	-21.78	2,962,151	27.17
OTHER FUND	27,961	29,700	26,100	-12.12	6,800	-73.95
TOTAL LEGISLATIVE BRANCH	36,165,302	43,224,317	35,346,572	-18.23	34,674,905	-1.90
GENERAL FUND	30,564,489	30,246,658	31,356,836	3.67	30,898,693	-1.46
BALANCE FORWARD	2,255,853	8,607,888	693,184	-91.95	188,628	-72.79
HIGHWAY FUND	5,000	5,000	5,000		5,000	
INTERAGENCY TRANSFER	2,394,370	3,200,538	2,640,606	-17.49	3,220,552	21.96
OTHER FUND	1,226,779	1,164,233	650,946	-44.09	362,032	-44.38
REVERSIONS	-281,189					
JUDICIAL BRANCH						
SUPREME COURT	10,555,187	11,589,598	10,926,001	-5.73	10,884,787	-.38
GENERAL FUND	4,726,541	4,800,021	4,563,834	-4.92	4,459,627	-2.28
BALANCE FORWARD	-13,519	8,875				
INTERAGENCY TRANSFER		28,860				
INTERIM FINANCE	9,969	444,250				
OTHER FUND	6,076,469	6,307,592	6,362,167	.87	6,425,160	.99
REVERSIONS	-244,273					
COURT OF APPEALS		997,088	2,122,645	112.88	2,117,723	-.23
GENERAL FUND			2,122,645		2,117,723	-.23
INTERAGENCY TRANSFER		997,088				
STATE JUDICIAL ELECTED OFFICIALS	21,220,788	21,709,600	21,730,016	.09	21,968,076	1.10
GENERAL FUND	21,073,223	21,378,512	21,730,016	1.64	21,968,076	1.10
BALANCE FORWARD	-8,218					
INTERIM FINANCE	155,783	331,088				

Nevada Legislative Counsel Bureau
Source of Funds Summary
2015-17 Fiscal Report

	2013-2014 Actual	2014-2015 Work Program	2015-2016 GOVERNOR RECOMMENDS	% Change	2016-2017 GOVERNOR RECOMMENDS	% Change
JUDICIAL SELECTION	1,530	25,432	15,349	-39.65	15,349	.00
GENERAL FUND	18,270	18,270	15,349	-15.99	15,349	
INTERIM FINANCE		7,162				
REVERSIONS	-16,740					
SENIOR JUSTICE & SENIOR JUDGE PROGRAM	1,400,770	1,491,981	1,492,650	.04	1,492,641	-.00
GENERAL FUND	967,995	966,600	967,329	.08	962,727	-.48
BALANCE FORWARD	-36,422					
INTERIM FINANCE	36,422					
OTHER FUND	504,610	525,381	525,321	-.01	529,914	.87
REVERSIONS	-71,835					
LAW LIBRARY	1,596,393	1,659,970	1,747,475	5.27	1,860,051	6.44
GENERAL FUND	1,615,920	1,634,197	1,744,778	6.77	1,857,354	6.45
INTERAGENCY TRANSFER	750	22,425	750	-96.66	750	
OTHER FUND	2,007	3,348	1,947	-41.85	1,947	
REVERSIONS	-22,284					
ADMINISTRATIVE OFFICE OF THE COURTS	3,360,378	5,183,815	5,261,375	1.50	4,816,730	-8.45
BALANCE FORWARD	114,944	2,120,946	1,762,593	-16.90	1,329,089	-24.59
OTHER FUND	3,245,434	3,062,869	3,498,782	14.23	3,487,641	-.32
JUDICIAL PROGRAMS AND SERVICES DIVISION	1,166,862	1,158,768	1,130,341	-2.45	1,153,134	2.02
GENERAL FUND	679,636	697,022	712,288	2.19	735,081	3.20
FEDERAL FUND	540,754	434,321	391,391	-9.88	391,391	
OTHER FUND	26,664	27,425	26,662	-2.78	26,662	
REVERSIONS	-80,192					
UNIFORM SYSTEM OF JUDICIAL RECORDS	987,736	3,624,528	2,621,639	-27.67	1,988,692	-24.14
BALANCE FORWARD	-43,622	2,679,820	1,660,657	-38.03	966,865	-41.78
OTHER FUND	1,031,358	944,708	960,982	1.72	1,021,827	6.33
JUDICIAL EDUCATION	842,464	1,729,624	1,397,582	-19.20	1,171,237	-16.20
BALANCE FORWARD	24,574	947,730	623,178	-34.25	404,333	-35.12
OTHER FUND	817,890	781,894	774,404	-.96	766,904	-.97
SPECIALTY COURT	5,720,384	7,412,184	9,516,656	28.39	10,239,573	7.60
GENERAL FUND			3,000,000		4,431,160	47.71
BALANCE FORWARD	358,563	2,357,345	1,650,427	-29.99	894,534	-45.80
FEDERAL FUND	183,781	15,833				
OTHER FUND	5,178,040	5,039,006	4,866,229	-3.43	4,913,879	.98
FORECLOSURE MEDIATION PROGRAM	1,927,498	1,817,489	2,733,144	50.38	1,526,770	-44.14
GENERAL FUND	100					
BALANCE FORWARD	839,554	1,018,117	571,266	-43.89	868,851	52.09
OTHER FUND	1,087,844	799,372	2,161,878	170.45	657,919	-69.57
JUDICIAL SUPPORT, GOVERNANCE AND SPECIAL EVENTS	319,782	1,021,039	465,714	-54.39	627,694	34.78
BALANCE FORWARD	-67,369	674,539	123,714	-81.66	285,694	130.93
OTHER FUND	387,151	346,500	342,000	-1.30	342,000	

Nevada Legislative Counsel Bureau
Source of Funds Summary
2015-17 Fiscal Report

	2013-2014 Actual	2014-2015 Work Program	2015-2016 GOVERNOR RECOMMENDS	% Change	2016-2017 GOVERNOR RECOMMENDS	% Change
JUDICIAL RETIREMENT SYSTEM STATE SHARE	2,037,650	2,061,891	1,815,862	-11.93	1,971,801	8.59
GENERAL FUND	2,037,650	2,037,650	1,815,862	-10.88	1,971,801	8.59
INTERIM FINANCE		24,241				
JUDICIAL DISCIPLINE	761,251	643,129	837,860	30.28	792,436	-5.42
GENERAL FUND	647,511	643,129	837,860	30.28	792,436	-5.42
BALANCE FORWARD	-56,532					
INTERIM FINANCE	170,272					
TOTAL JUDICIAL BRANCH	51,898,673	62,126,136	63,814,309	2.72	62,626,694	-1.86
GENERAL FUND	31,766,846	32,175,401	37,509,961	16.58	39,311,334	4.80
BALANCE FORWARD	1,111,953	9,807,372	6,391,835	-34.83	4,749,366	-25.70
FEDERAL FUND	724,535	450,154	391,391	-13.05	391,391	
INTERAGENCY TRANSFER	750	1,048,373	750	-99.93	750	
INTERIM FINANCE	372,446	806,741				
OTHER FUND	18,357,467	17,838,095	19,520,372	9.43	18,173,853	-6.90
REVERSIONS	-435,324					
ELECTED OFFICIALS						
GENERAL FUND	100,491,653	101,734,920	120,823,498	18.76	123,737,169	2.41
BALANCE FORWARD	60,294,684	195,041,200	158,084,307	-18.95	146,453,665	-7.36
FEDERAL FUND	7,499,191	5,506,379	4,887,021	-11.25	4,747,692	-2.85
HIGHWAY FUND	5,000	5,000	5,000		5,000	
INTERAGENCY TRANSFER	56,382,669	58,466,662	74,395,065	27.24	82,040,387	10.28
INTERIM FINANCE	430,252	2,210,033				
OTHER FUND	208,394,941	212,164,029	226,028,544	6.53	232,559,869	2.89
REVERSIONS	-1,329,877					
TOTAL FOR ELECTED OFFICIALS	432,168,513	575,128,223	584,223,435	1.58	589,543,782	.91
Less: INTER-AGENCY TRANSFER	56,382,669	58,466,662	74,395,065	27.24	82,040,387	10.28
NET ELECTED OFFICIALS	375,785,844	516,661,561	509,828,370	-1.32	507,503,395	-.46

FINANCE AND ADMINISTRATION

Finance and Administration encompasses those agencies that generally control, coordinate, assist, and provide services to other agencies and programs in state government. It includes the Department of Taxation in addition to the Department of Administration, which is comprised of several state agencies such as the State Public Works Division, the Division of Enterprise Information Technology Services, and the Division of Human Resource Management.

The Executive Budget recommends General Fund support for the Finance and Administration function totaling $49.6 million for FY 2016, a decrease of 6.4 percent compared to $53.0 million of General Fund support approved for FY 2015 by the 2013 Legislature, and $47.9 million for FY 2017, a decrease of 3.5 percent compared to the amount recommended for FY 2016. The Executive Budget recommends total funding from all revenue sources, less interagency transfers, of $101.5 million for FY 2016, a decrease of 2.4 percent when compared to the funding of $103.9 million approved for FY 2015 and $100.9 million for FY 2017, a 0.5 percent decrease from FY 2016.

DEPARTMENT OF ADMINISTRATION

Divisions within the Department of Administration include Budget and Planning; Enterprise Information Technology Services; Human Resource Management; Insurance and Loss Prevention (also known as Risk Management); Fleet Services; Nevada State Library and Archives; Internal Audits; Hearings and Appeals (includes Victims of Crime); Purchasing; State Public Works; Office of Grant Procurement, Coordination, and Management; and Administrative Services. The department is also responsible for program oversight and coordination for the state's Integrated Financial System.

BUDGET AND PLANNING DIVISION

The Budget and Planning Division provides policy direction, management oversight, training, and coordinated planning for state agencies concerning internal operations of state government and budgetary oversight. The division's primary duties are to prepare The Executive Budget and to provide staff support to the State Board of Examiners and the Economic Forum.

The Executive Budget recommends the creation of a new Governor's Finance Office. The existing Budget and Planning Division and the Internal Audits Division are recommended to be transferred to the new Governor's Finance Office.

The Budget and Planning budget contains the Director of Administration and other staff who provide services to the entire department. The Executive Budget recommends transferring the Director and Deputy Director of Administration and four support positions to a new Department of Administration Director's Office budget. These positions would be responsible for management and support of the Department of Administration, while budgetary oversight would be assigned to the Governor's Finance

Office. The Executive Budget recommends transferring $607,707 in cost allocation reimbursements and $659,643 in General Fund appropriations from the Governor's Finance Office to support proposed expenditures in the Department of Administration Director's Office.

The Governor recommends $7.9 million in General Fund appropriations over the 2015-17 biennium to fund operations in the Governor's Finance Office, which includes $547,762 for three new positions: a Director for the Governor's Finance Office; an Administrative Assistant; and an Economist. The new Director and Administrative Assistant positions are recommended to provide management and support staff for the Governor's Finance Office. The Economist position is recommended to assist in forecasting and tracking state tax revenues.

The Office of Grant Procurement, Coordination, and Management is currently funded within the Budget and Planning Division. The purpose of this office is to provide the State of Nevada and its agencies with resources to identify, procure, and manage grants. The Executive Budget recommends removing this unit from Budget and Planning and placing it under the Department of Administration as a separate Grants Office budget. The Governor recommends transferring General Fund appropriations of $755,885 over the 2015-17 biennium from the proposed Governor's Finance Office to the Grants Office. Of the $755,885 transferred, $603,947 would support three existing positions currently operating the Office of Grant Procurement, Coordination, and Management, along with their associated travel expenses. The remaining $151,938 would support a new Executive Grants Analyst position over the 2015-17 biennium. The Governor also recommends General Fund appropriations of $14,056 over the 2015-17 biennium primarily to support new rent and operating expenditures.

The Executive Budget recommends transferring the full-time Chief of Planning, Research and Grants Management and the part-time Chief Assistant of Planning currently within Budget and Planning to the Office of the Chief Information Officer, Enterprise IT Services budget. The positions would assist with strategic information technology planning for the state under the Enterprise IT Services Division within the Department of Administration.

The following table summarizes the recommended reorganization for the Budget and Planning Division within the Department of Administration and the creation of the Governor's Finance Office for the 2015-17 biennium.

Legislature Approved 2013-15 Biennium	Governor Recommends 2015-17 Biennium	
Budget and Planning	**Governor's Finance Office**	
Director, Administration	Director, Governor's Finance Office *	
2 Deputy Directors	Administrative Assistant *	
Chief Assistant, Budget Administrator	Deputy Director	
Assistant to the Director	Chief Assistant, Budget Administrator	
3 Administrative Assistants	Executive Assistant **	
Business Process Analyst	Economist	
Economist	Economist *	
14 Budget Analysts	14 Budget Analysts	(21 positions)
Chief, Office of Grants Procurement	**Director's Office, Dept. of Administration (New Budget)**	
Sr Executive Grants Analyst	Director, Administration	
Executive Grants Analyst	Deputy Director	
Chief Planning, Research & Grants Mgmt	Public Information Officer **	
Chief Assistant, Planning (0.51)	Executive Assistant **	
	Administrative Assistant	
	Business Process Analyst	(6 positions)
	Grants Office (New Budget)	
	Chief, Office of Grants Procurement	
	Sr Executive Grants Analyst	
	Executive Grants Analyst	
	Executive Grants Analyst *	(4 positions)
	Office of CIO, Enterprise IT Services	
	Chief Planning, Research & Grants Mgmt	
	Chief Assistant, Planning	(1.51 positions)
28.51 Total Positions	32.51 Total Positions	

** New positions recommended in The Executive Budget.*

*** Position reclassifications recommended in The Executive Budget.*

INTERNAL AUDITS DIVISION

The Internal Audits Division consists of three areas of responsibility.

- Internal Audits: Provides recommendations through the audit process geared toward improving the efficiency and effectiveness of Executive Branch agencies.
- Financial Management: Reviews Executive Branch agencies' internal controls and provides training to ensure effective financial administration.
- Post Review: Statistically samples Executive Branch agency transactions for compliance with laws, regulations, guidelines and contract stipulations.

The Governor recommends $3.0 million in General Fund appropriations to fund the operation of the division during the 2015-17 biennium. The funding recommendation represents a 20.2 percent increase over the $2.5 million approved for the 2013-15 biennium. This division is funded entirely with General Fund appropriations. As noted previously, the Governor recommends transferring this division to the proposed new Governor's Finance Office.

The Governor recommends General Fund appropriations of $296,851 over the 2015-17 biennium for two new Executive Branch Auditor positions to develop and conduct statewide audits of contractor performance.

SPECIAL APPROPRIATIONS

The Special Appropriations budget is used by the Department of Administration, Administrative Services Division to pass through legislatively approved General Fund appropriations to other governmental entities and not-for-profit organizations. The Governor recommends General Fund appropriations totaling $11.5 million for initiatives recommended in the 2015-17 biennium.

The Executive Budget recommends General Fund appropriations of $10.0 million over the 2015-17 biennium to provide grants to expand graduate medical education. Public and private institutions in Nevada that can provide graduate medical education would be eligible to apply for these grant funds.

The Governor also recommends General Fund appropriations of $1.0 million in FY 2016 to fund a contracted business process consultant. The consultant would review the state's financial and human resource business processes; provide a recommendation of best practices; and suggest redesigns for business processes that can be used as the requirements for a new financial and human resources administrative system.

DIVISION OF HUMAN RESOURCE MANAGEMENT

The Division of Human Resource Management (DHRM) is responsible for attracting and retaining a qualified workforce that serves the citizens of Nevada. The DHRM operates six sections: Employee and Management Services; Compensation, Classification, and Recruitment; Agency Human Resources (HR) Services; Payroll and Records; Equal Employment Opportunity; and the Office of Employee Development. The DHRM is funded by uniform assessments to all state agencies for personnel and payroll services. In addition, the DHRM performs personnel services for select state agencies through its Agency HR Services section. Only those agencies receiving personnel services from Agency HR Services are assessed for those services. The Governor recommends the statewide personnel assessment, currently 0.61 percent of employee gross salaries, remain at 0.61 percent in FY 2016 and then decrease to 0.60 percent in FY 2017. The Governor also recommends a decrease in the statewide payroll assessment from 0.16 percent in each year of the 2013-15 biennium, as approved by the 2013 Legislature, to 0.14 percent in each year of the 2015-17 biennium.

For the 2015-17 biennium, The Executive Budget recommends expenditure authority of $376,872 for three new Personnel Analyst positions to provide additional support for the division's Agency HR Services section and the Office of Employee Development, and establish a new Veteran's Recruitment Program within the Compensation, Classification, and Recruitment section. The Executive Budget also recommends expenditure authority of $360,500 over the 2015-17 biennium for a technology investment request to place official employee service documents and payroll reports online within the Nevada Employee Action and Timekeeping System (NEATS).

ENTERPRISE INFORMATION TECHNOLOGY SERVICES

The Division of Enterprise Information Technology Services (EITS) provides state agencies and elected officials with centralized information technology (IT) related services, including programming, database management, computing, communications and other technical services. The Executive Budget recommends funding totaling $94.2 million for the 2015-17 biennium, a 22.1 percent increase from the legislatively approved amount of $77.2 million for the 2013-15 biennium. The EITS consists of six operational units: Office of the CIO, Client Services, Computing, Communications, Development, and Information Security.

OFFICE OF THE CHIEF INFORMATION OFFICER

The Office of the Chief Information Officer (CIO) provides statewide IT strategy and leadership as well as centralized oversight of EITS operational units. The Governor recommends additional cost allocation reimbursements totaling $357,870 over the biennium to transfer two positions from the Department of Administration Budget and Planning account to the Office of the CIO to assist with strategic IT planning.

DEPARTMENT OF PUBLIC SAFETY IT CONSOLIDATION

The 2013 Legislature approved the Governor's recommendation to transfer the Department of Public Safety's (DPS) IT services to EITS. In the 2013-15 biennium, 48 DPS IT staff and related IT costs were transferred to a temporary IT Consolidation budget in EITS, which was fully supported by cost allocation reimbursements from DPS. To complete the consolidation in the 2015-17 biennium, the Governor recommends eliminating the temporary IT Consolidation budget and integrating staff and IT costs into other EITS budgets and operational units. The following table summarizes the recommended transfers from the temporary IT Consolidation budget to other EITS budgets.

Budget	2015-17 Costs Transferred	Positions
Office of the Chief Information Officer	$ 918,112	4
Application Support	$ 6,845,537	35
Computer Facility	$ 2,993,857	4
Data Communications and Network Engineering	$ 1,137,851	4
Security	$ 144,135	1
Totals	**$ 12,039,492**	**48**

To effect the integration, The Executive Budget recommends transferring $12.0 million in personnel and operating costs, including the 48 positions. The Governor's recommended budget includes additional funding totaling $1.1 million over the biennium to fund the incremental increase in reserves necessary to maintain an appropriate level of working capital in EITS budgets following the consolidation. The majority of costs integrated into EITS budgets would factor into the calculation of the rates EITS charges other state agencies for utilizing its IT services, and EITS would generally charge DPS standard rates for utilizing IT services. The DPS would continue to reimburse EITS for certain services on a cost reimbursement basis.

CLIENT SERVICES UNIT

The Client Services Unit is responsible for interfacing with customer agencies and consists of help desk and desktop support and 24/7 operations services. The Client Services Unit is staffed with positions from the Application Support and Computer Facility budgets. To address customer support requests, the Governor recommends additional funding of $464,843 over the biennium to add three new positions to the Client Services Unit in the Application Support budget.

DEVELOPMENT UNIT

The Development Unit provides application development and maintenance programming, enterprise application support, web page support, database development and administration as well as business integration services. The Development Unit is staffed with positions from the Application Support budget.

The Governor recommends additional funding totaling $1.2 million over the 2015-17 biennium for contracted programmer/analysts to support significant DPS IT projects, including the Nevada Criminal Justice System modernization project and the replacement of the Offender Tracking Information System. The Governor recommends reducing revenue by $780,459 over the biennium to transfer out three positions that are dedicated to supporting agency-specific applications for the Department of Transportation and the Department of Education to the agencies that the positions now support. To provide additional administrative support for the Development Unit, The Executive Budget recommends additional funding totaling $95,754 over the 2015-17 biennium to add one new position.

COMPUTING UNIT

The Computing Unit, which consists of the Computer Facility budget, is responsible for managing, operating, and supporting servers in the state data center, including the mainframe enterprise server, Internet servers, and application servers in a secure 24/7 environment. The Governor recommends $579,119 over the biennium to purchase additional hardware to implement a federally mandated central archiving system for the Division of Welfare and Supportive Services and to purchase additional virtual servers to meet customer demand. To implement a pilot cloud computing project, The Executive Budget recommends additional funding totaling $105,266 over the 2015-17 biennium.

The Governor recommends additional funding totaling $1.0 million over the 2015-17 biennium to plan and implement enhancements to the state's disaster recovery plan. The additional funding would support consultant services to further develop the state's disaster recovery plan, new hardware, training, additional data transfer to the Las Vegas disaster recovery site, and one new position.

COMMUNICATIONS UNIT

The Communications Unit, comprised of the Telecommunications, Data Communications and Network Engineering, and Network Transport Services budgets, provides the planning, procurement, operation, and maintenance services necessary to support the communications infrastructure that delivers information transport services, including e-mail, voice, radio, internet access, and information data exchanges to state agencies.

In the Network Transport Services budget, the Governor recommends additional funding totaling $6.1 million, including a $2.1 million General Fund appropriation and a $3.9 million Highway Fund appropriation, over the 2015-17 biennium to replace the existing state-owned end of life microwave communication system with a leased system. The Governor's budget indicates this is the first payment to replace the statewide microwave system that the agency anticipates will be completed in FY 2018.

In the Data Communications and Network Engineering budget, the Governor recommends additional funding totaling $1.1 million over the biennium to enhance network capacity for internet services and Silvernet, the state's wide area network, in order to meet growing customer demand for IT communications. Network capacity would be increased in Reno, Winnemucca, Ely, and Pahrump, as well as on the state's north-south data transmission line. Additionally, The Executive Budget recommends $577,604 over the biennium to relocate network hardware in Las Vegas from a state building to a managed data center environment, which offers fire suppression and backup power.

Over the biennium, the Governor recommends additional funding totaling $2.0 million to replace communications-related equipment for the Communications Unit. Recommended replacements include equipment related to microwave communication site operation, including backup batteries and vehicles, and core infrastructure equipment.

INFORMATION SECURITY UNIT

The Information Security Unit supports the state information infrastructure through standardizing security policy, ensuring compliance with security procedures, responding to security incidents and mitigating vulnerabilities to networks and systems. The Information Security Unit is primarily staffed with positions from the Security budget. The Governor recommends additional funding of $204,792 over the 2015-17 biennium to transfer in one position from the Computer Facility budget to provide support for the state's desktop security software solution.

ADMINISTRATIVE SERVICES DIVISION

The Administrative Services Division (ASD) provides fiscal and administrative support to the divisions of the Department of Administration, as well as fiscal services to the Board of Examiners, the Office of the Governor, Governor's Mansion, Nuclear Projects, State Energy Office, Civil Air Patrol, Deferred Compensation Committee, Ethics Commission, and the Commission for Women. Beginning in FY 2016, The Executive Budget recommends that the ASD provide fiscal and support services to the Office of the Lieutenant Governor. The division is funded entirely through an administrative assessment charged to the other divisions within the Department of Administration and other agencies utilizing its services.

The Governor recommends administrative assessment funding totaling $156,250, and reserve funding totaling $27,191 over the 2015-17 biennium to fund the programming costs of an upgrade to the Nevada Project Accounting System, which is used to track Capital Improvement Projects. The ASD indicates the system needs to be updated in order to continue to function properly. The Executive Budget also recommends administrative assessment funding totaling $29,239 to fund the costs associated with the proposed reclassification of an Accountant Technician position to a Budget Analyst position to support divisions with complex budgets. Of this amount, $1,892 is recommended to increase the agency's reserves at the end of FY 2017.

STATE PUBLIC WORKS DIVISION

The duties of the State Public Works Division (SPWD) include implementing the state's Capital Improvement Program (CIP); providing the physical building and grounds maintenance and housekeeping for state-owned buildings; procuring office space leases for state agencies; and managing the Marlette Lake Water System that provides water to Carson City and Virginia City. The Buildings and Grounds (B&G) section of the SPWD also funds security services provided by the Capitol Police Division of the Department of Public Safety.

Total General Fund appropriations over the 2015-17 biennium are recommended to increase to $694,680 from the $543,031 approved for the 2013-15 biennium, or by 27.9 percent. Total funding from project management and inspection fees collected from the CIP is recommended to increase by 16.1 percent from the $7.4 million approved for the 2013-15 biennium to $8.6 million over the 2015-17 biennium.

To address increased workloads contingent upon the approval of the 2015 CIP, the Governor recommends $940,223 in increased inspection fees over the 2015-17 biennium for six new positions and associated operating costs for the Engineering and Planning budget, including three Building Construction Inspectors and three Project Manager positions. The recommendation would restore the six positions that were eliminated during the 2013 Legislative Session due to a declining CIP over the 2011-13 and 2013-15 biennia.

The primary source of funding for the B&G section is rent charged to state agencies for the use of state-owned building office and storage space. Rents collected by B&G are recommended to total $29.4 million over the 2015-17 biennium, a decrease of 1.8 percent from the $29.9 million approved for the 2013-15 biennium. The rental rate charged by B&G for state-owned office space is recommended to increase by 0.7 percent to $0.957 per square foot for FY 2016 compared to the $0.950 per square foot amount approved for the 2013-15 biennium. In FY 2017, the Governor recommends an additional increase of 4.1 percent over the recommended FY 2016 rate to $0.996 per square foot. The rental rate increases are recommended as the result of an overall reduction in the occupied square footage of state-owned buildings, while still maintaining necessary funding for B&G operations in the 2015-17 biennium.

The Governor recommends rental fee revenues of $2.1 million over the 2015-17 biennium in the B&G budget to address deferred maintenance and renovation projects in state-owned facilities. The Executive Budget recommends the addition of a Program Officer position to support the B&G Leasing Service Unit due to increased workloads to negotiate, prepare and oversee leases for all licensing boards and commissions, and state agencies. The position costs of $120,925 over the biennium are recommended to be funded with lease assessment revenues.

To meet the water distribution demands and the operations workload of the Marlette Lake Water System, the Governor recommends a new Water System Operator position. The salary and operating costs for the new position of $102,746 over the 2015-17 biennium are funded with reserved water sales revenue. In addition, the Governor recommends the transfer of an existing 0.25 full-time equivalent (FTE) Water System Operator position from B&G, currently funded with building rent revenues, to the Marlette Lake Water System budget. Total salary and operating costs for the transferred 0.25 FTE position of $44,469 over the 2015-17 biennium are funded with reserved water sales revenue, eliminating the rent revenues that currently support the position. The system is currently staffed with 1.75 FTEs that are responsible for the system operations and monitoring 24 hours a day, 7 days a week.

INSURANCE AND LOSS PREVENTION DIVISION

The Insurance and Loss Prevention (Risk Management) Division has two major areas of responsibility.

- Insurance and Loss Prevention: Provides management and oversight of the state's insurance coverage for aviation, boiler and machinery, automobile physical damage and collision, bonds, crime, liability and property. The agency also coordinates the purchase of insurance policies, administers self-funded property and automobile claims, negotiates the purchase of insurance coverage for special requests and provides insurance consulting for statewide contracts.

- Workers' Compensation: Negotiates, purchases, and provides oversight of the state's Workers' Compensation program, which includes the Heart and Lung Program for police/fire and correctional officers and other state employees and retirees who meet the statutory requirements for this program.

Funding for the division is provided by insurance premiums assessed to state agencies. For the 2015-17 biennium, The Executive Budget recommends operating expenditures of $39.9 million, a decrease of 8.7 percent from the legislatively approved operating expenditures of $43.7 million approved for the 2013-15 biennium.

The Executive Budget anticipates the following increases and decreases in insurance premiums and claims costs for the following lines of insurance:

Line of Insurance	FY 2014 Actual	FY 2015 Work Program	FY 2016 Gov Rec	% Increase/ (Decrease) over FY 2014 Actual	FY 2017 Gov Rec	% Increase/ (Decrease) over FY 2016 Gov Rec
Property & Contents, Aviation, Boiler & Machinery, & Misc	$ 1,815,485	$ 2,007,857	$ 2,196,151	21.0%	$ 2,111,904	-3.8%
Workers' Compensation	$ 15,719,073	$ 18,013,359	$ 16,114,183	2.5%	$ 16,132,144	0.1%

To accommodate the changing costs of insurance, the Governor recommends rate changes as described in the following table. The workers' compensation rate is assessed as a percentage of gross salaries (up to $36,000 salary per employee, per calendar year) for state agencies. Property and contents insurance is for buildings, computers, watercraft, and other miscellaneous equipment, per $1 insured, and the automobile compensation/collision and liability insurance is per vehicle, per year.

Line of Insurance	FY 2014 Actual	FY 2015 Legislatively Approved	FY 2016 Gov Rec	% Increase or (Decrease) over 2013-15 Biennium	FY 2017 Gov Rec	% Increase or (Decrease) over FY 2016 Gov Rec
Workers' Comp	2.88%	2.88%	2.37%	-17.71%	2.37%	0.00%
Property and Contents	$ 0.00064	$ 0.00064	$ 0.00113	76.56%	$ 0.00113	0.00%
Auto Comp/Collision	$ 66.48	$ 67.53	$ 68.75	1.81%	$ 64.80	-5.75%
Auto Liability	$ 177.95	$ 177.95	$ 180.54	1.46%	$ 180.54	0.00%

FLEET SERVICES DIVISION

The Fleet Services Division is responsible for the administration of the state's vehicle fleet of approximately 900 vehicles in Carson City, Reno, and Las Vegas. Funding for the division is primarily generated from vehicle rental charges. Rental charges are recommended to increase by 18.4 percent from the legislatively approved amount of $9.3 million for the 2013-15 biennium to $11.0 million for the 2015-17 biennium. The following chart compares rates approved for the 2013-15 biennium to the recommended rates for the 2015-17 biennium:

	Budgeted 2013-15 Biennium			Governor Recommended FY 2016			Governor Recommended FY 2017			Difference Increase/(Decrease) *		
Description	Per Month	Per Day	Per Mile	Per Month	Per Day	Per Mile	Per Month	Per Day	Per Mile	Per Month	Per Day	Per Mile
Compact Vehicle Rental	$ 250	$ 25.50	$ 0.19	$ 285	$ 28.50	$ 0.17	$ 280	$ 28.00	$ 0.17	$ 30	$ 2.50	$ (0.02)
Intermediate Vehicle Rental	$ 275	$ 26.00	$ 0.20	$ 310	$ 31.00	$ 0.18	$ 305	$ 30.50	$ 0.18	$ 30	$ 4.50	$ (0.02)
Premium Vehicle Rental	$ 300	$ 27.50	$ 0.26	$ 335	$ 33.50	$ 0.19	$ 330	$ 33.00	$ 0.19	$ 30	$ 5.50	$ (0.07)
Specialty Vehicle Rental	$ 400	$ 31.50	$ 0.28	$ 400	$ 35.00	$ 0.20	$ 400	$ 35.00	$ 0.20	$ -	$ 3.50	$ (0.08)

* The difference shown is between the rates approved for the 2013-15 biennium and the rates recommended in FY 2017.

The Governor recommends total funding of $3.8 million over the 2015-17 biennium to purchase 146 replacement vehicles and vehicle accessories for state agencies. The Governor also recommends total funding of $3.5 million over the 2015-17 biennium for 132 new vehicles and vehicle accessories requested by state agencies.

DEPARTMENT OF TAXATION

The Department of Taxation is responsible for the administration of the majority of the state's non-gaming tax laws, as well as the Local Government Budget Act. The Executive Budget recommends General Fund support for the department in the amount of $59.7 million over the 2015-17 biennium, an increase of $8.0 million or 15.5 percent, compared to General Fund support legislatively approved for the 2013-15 biennium.

Restructuring of the State Business License Fee

The Executive Budget recommends restructuring the Business License Fee to a tiered structure based on company size as determined by revenues. To support this proposal, the Governor recommends General Fund appropriations of $3.8 million over the 2015-17 biennium, which would fund the following:

- 24 new positions with personnel costs of $494,620 in FY 2016 and $1.1 million in FY 2017 including:
  - 3 Management Analysts
  - 4 Accounting Assistants
  - 5 Tax Examiners
  - 10 Revenue Officers
  - 1 Information Technology Professional
  - 1 Information Technology Technician
- Contracted programming costs through a Master Services Agreement to update the Online Tax System to accept payments and returns for the new tax type and to update the Tax Administration System for the new tax type ($1.2 million over the 2015-17 biennium)
- Lockbox services ($376,655)
- Temporary clerical services ($86,849)

In addition to the 24 new positions recommended to implement the proposed restructuring of the Business License Fee, The Executive Budget recommends General Fund appropriations in the amount of approximately $726,562 over the 2015-17 biennium to provide for an additional 4 new positions and their support costs. The new positions include 1 IT Professional, which will serve as the department's Information Security Officer, 1 IT Technician to provide on-site support to Southern Nevada offices, 1 new Management Analyst position to perform statistical analyses related to revenue forecasting and 1 Auditor position to be the team lead for the Net Proceeds of Minerals audits. In addition to the 4 new positions, the funding recommended includes $214,200 in FY 2016 for Oracle data masking and data partitioning software and advanced database security encryption software.

The Executive Budget also recommends General Fund appropriations of $60,940 over the 2015-17 biennium to reclassify nine Auditor positions to Supervising Auditors. The Executive Budget indicates the positions being reclassified are section supervisors, supervising a staff of at least four lower level auditors. The incumbents review all completed audits in their section and serve as the first step in resolving appealed determinations.

Nevada Legislative Counsel Bureau
Source of Funds Summary
2015-17 Fiscal Report

	2013-2014 Actual	2014-2015 Work Program	2015-2016 GOVERNOR RECOMMENDS	% Change	2016-2017 GOVERNOR RECOMMENDS	% Change
FINANCE & ADMINISTRATION						
DEPARTMENT OF ADMINISTRATION						
ADMINISTRATION - DIRECTOR'S OFFICE			692,335		661,375	-4.47
BALANCE FORWARD					12,591	
INTERAGENCY TRANSFER			692,335		648,784	-6.29
GOVERNOR'S FINANCE OFFICE	4,086,890	4,667,926	3,707,772	-20.57	4,151,623	11.97
GENERAL FUND	3,874,600	4,370,153	3,707,772	-15.16	4,151,623	11.97
BALANCE FORWARD	-2,139					
INTERAGENCY TRANSFER	298,208	297,773				
INTERIM FINANCE	2,188					
REVERSIONS	-85,967					
ADMINISTRATION - SPECIAL APPROPRIATIONS	665,310	1,234,691	6,250,000	406.20	5,250,000	-16.00
GENERAL FUND	200,000	200,000	6,250,000	3,025.00	5,250,000	-16.00
BALANCE FORWARD	465,310	1,034,691				
ADMINISTRATION - ADMINISTRATIVE SERVICES	2,501,385	2,921,962	3,132,661	7.21	3,012,280	-3.84
BALANCE FORWARD	32,291	417,368	398,102	-4.62	245,690	-38.28
INTERAGENCY TRANSFER	2,469,094	2,504,594	2,734,559	9.18	2,766,590	1.17
ADMINISTRATION - INSURANCE & LOSS PREVENTION	19,118,942	28,801,920	26,741,604	-7.15	26,674,678	-.25
BALANCE FORWARD	445,503	6,759,373	7,166,107	6.02	6,715,858	-6.28
INTERAGENCY TRANSFER	18,476,196	21,933,135	19,338,928	-11.83	19,733,276	2.04
OTHER FUND	197,243	109,412	236,569	116.22	225,544	-4.66
GOVERNOR'S FINANCE OFF - DIV OF INTERNAL AUDITS	1,230,806	1,259,557	1,472,540	16.91	1,529,008	3.83
GENERAL FUND	1,236,707	1,259,557	1,472,540	16.91	1,529,008	3.83
REVERSIONS	-5,901					
ADMINISTRATION - FLEET SERVICES	4,091,730	5,462,103	6,419,505	17.53	6,182,524	-3.69
BALANCE FORWARD	-423,224	597,509	766,266	28.24	455,587	-40.54
INTERAGENCY TRANSFER	4,508,861	4,860,640	5,647,146	16.18	5,720,844	1.31
OTHER FUND	6,093	3,954	6,093	54.10	6,093	
ADMINISTRATION - FLEET SERVICES CAPITAL PURCHASE	5,723,873	2,516,347	6,116,934	143.09	2,456,531	-59.84
GENERAL FUND	4,144,306	405,080	3,129,818	672.64	40,732	-98.70
BALANCE FORWARD	312,134	127,727	339,467	165.78	447,985	31.97
HIGHWAY FUND	626,631	501,210	325,072	-35.14		
INTERAGENCY TRANSFER	676,561	1,265,600	2,214,022	74.94	1,859,259	-16.02
OTHER FUND	108,555	216,730	108,555	-49.91	108,555	
REVERSIONS	-144,314					
ADMINISTRATION - PURCHASING	2,635,897	2,888,498	3,076,018	6.49	3,054,865	-.69
BALANCE FORWARD	-16,538	239,066	177,992	-25.55	288,757	62.23
INTERAGENCY TRANSFER	2,579,023	2,579,068	2,823,535	9.48	2,691,617	-4.67
OTHER FUND	73,412	70,364	74,491	5.87	74,491	

Nevada Legislative Counsel Bureau
Source of Funds Summary
2015-17 Fiscal Report

	2013-2014 Actual	2014-2015 Work Program	2015-2016 GOVERNOR RECOMMENDS	% Change	2016-2017 GOVERNOR RECOMMENDS	% Change
ADMINISTRATION - HEARINGS DIVISION	4,308,956	4,594,165	4,831,347	5.16	4,725,397	-2.19
INTERAGENCY TRANSFER	44,147	47,293	38,530	-18.53	38,530	
OTHER FUND	4,455,574	4,546,872	4,792,817	5.41	4,686,867	-2.21
REVERSIONS	-190,765					
ADMINISTRATION - VICTIMS OF CRIME	8,363,196	16,322,524	16,601,398	1.71	16,310,073	-1.75
BALANCE FORWARD	357,646	6,781,182	8,417,848	24.14	8,126,523	-3.46
FEDERAL FUND	2,054,000	3,103,000	2,332,000	-24.85	2,332,000	
OTHER FUND	5,951,550	6,438,342	5,851,550	-9.11	5,851,550	
ADMINISTRATION - SPWD - ADMINISTRATION	864,875	858,577	1,020,579	18.87	1,124,653	10.20
BALANCE FORWARD	-3				73,232	
INTERAGENCY TRANSFER	864,878	858,577	1,020,579	18.87	1,051,421	3.02
ADMINISTRATION - SPWD - ENGINEERING AND PLANNING	3,639,024	3,711,799	4,331,361	16.69	4,334,813	.08
BALANCE FORWARD	1,673,883	728,135				
OTHER FUND	1,965,141	2,983,664	4,331,361	45.17	4,334,813	.08
ADMINISTRATION - SPWD - FACILITY COND & ANALYSIS	267,975	270,927	344,919	27.31	349,761	1.40
GENERAL FUND	272,104	270,927	344,919	27.31	349,761	1.40
REVERSIONS	-4,129					
ADMINISTRATION - SPWD - BUILDINGS & GROUNDS	15,324,512	19,621,890	18,490,386	-5.77	18,168,582	-1.74
BALANCE FORWARD	-336,912	3,716,044	2,874,707	-22.64	2,571,722	-10.54
INTERAGENCY TRANSFER	15,593,843	15,860,545	15,548,109	-1.97	15,529,290	-.12
OTHER FUND	67,581	45,301	67,570	49.16	67,570	
ADMINISTRATION - SPWD - MARLETTE LAKE	989,730	1,392,563	1,506,591	8.19	1,447,024	-3.95
BALANCE FORWARD	-66,185	338,283	251,772	-25.57	185,051	-26.50
OTHER FUND	1,055,915	1,054,280	1,254,819	19.02	1,261,973	.57
ADMINISTRATION - IT - OFFICE OF CIO	665,274	687,411	2,031,001	195.46	1,783,513	-12.19
BALANCE FORWARD	-9,772	111,195	72,999	-34.35	174,184	138.61
INTERAGENCY TRANSFER	674,589	576,216	1,958,002	239.80	1,609,329	-17.81
OTHER FUND	457					
ADMINISTRATION - IT - APPLICATION SUPPORT	4,371,140	5,061,132	10,166,429	100.87	9,916,608	-2.46
BALANCE FORWARD	-141,522	573,501	747,037	30.26	1,285,049	72.02
INTERAGENCY TRANSFER	4,512,520	4,487,631	9,419,392	109.90	8,631,559	-8.36
OTHER FUND	142					
ADMINISTRATION - IT - COMPUTER FACILITY	10,933,404	15,097,898	16,231,047	7.51	16,012,657	-1.35
BALANCE FORWARD	-671,195	2,574,077	2,574,821	.03	1,541,865	-40.12
INTERAGENCY TRANSFER	11,602,542	12,523,821	13,656,226	9.04	14,470,792	5.96
OTHER FUND	2,057					

Nevada Legislative Counsel Bureau
Source of Funds Summary
2015-17 Fiscal Report

	2013-2014 Actual	2014-2015 Work Program	2015-2016 GOVERNOR RECOMMENDS	% Change	2016-2017 GOVERNOR RECOMMENDS	% Change
ADMINISTRATION - IT - DATA COMM & NETWORK ENGIN	3,419,162	4,550,150	6,169,570	35.59	5,564,443	-9.81
BALANCE FORWARD	-119,521	436,224	508,642	16.60	465,337	-8.51
INTERAGENCY TRANSFER	3,538,312	4,113,926	5,660,928	37.60	5,099,106	-9.92
OTHER FUND	371					
ADMINISTRATION - IT - TELECOMMUNICATIONS	2,948,184	4,066,860	4,079,008	.30	4,030,486	-1.19
BALANCE FORWARD	-243,373	653,298	656,905	.55	398,985	-39.26
INTERAGENCY TRANSFER	3,191,526	3,413,562	3,422,103	.25	3,631,501	6.12
OTHER FUND	31					
ADMINISTRATION - IT - NETWORK TRANSPORT SERVICES	3,086,448	2,986,491	3,959,361	32.58	9,750,107	146.25
GENERAL FUND					2,100,000	
BALANCE FORWARD	309,852	180,953	179,610	-.74	384,634	114.15
HIGHWAY FUND					3,900,000	
INTERAGENCY TRANSFER	2,334,606	2,383,912	3,381,339	41.84	3,021,817	-10.63
OTHER FUND	441,990	421,626	398,412	-5.51	343,656	-13.74
ADMINISTRATION - IT - SECURITY	2,138,875	2,517,378	2,256,368	-10.37	2,279,355	1.02
BALANCE FORWARD	42,231	68,351	107,307	56.99	280,433	161.34
INTERAGENCY TRANSFER	2,096,644	2,448,471	2,149,061	-12.23	1,998,922	-6.99
OTHER FUND		556				
ADMINISTRATION - IT - INFO TECH CONSOLIDATION DPS	5,872,449	5,991,234				
BALANCE FORWARD	-99,745	99,746				
INTERAGENCY TRANSFER	5,972,194	5,891,488				
ADMINISTRATION - HRM - HUMAN RESOURCE MANAGEMENT	8,050,742	9,084,018	9,834,818	8.27	9,966,426	1.34
BALANCE FORWARD	168,224	1,222,054	693,667	-43.24	755,794	8.96
INTERAGENCY TRANSFER	7,840,722	7,823,897	9,104,466	16.37	9,173,947	.76
OTHER FUND	41,796	38,067	36,685	-3.63	36,685	
ADMINISTRATION - HRM - UNEMPLOYMENT COMPENSATION	1,936,948	4,884,508	3,515,858	-28.02	2,578,910	-26.65
BALANCE FORWARD	340,028	3,786,834	2,515,858	-33.56	1,578,910	-37.24
INTERAGENCY TRANSFER	1,596,920	1,097,674	1,000,000	-8.90	1,000,000	
ADMINISTRATION - NSLA - NEVADA STATE LIBRARY	4,735,960	4,587,627	4,557,579	-.65	4,570,812	.29
GENERAL FUND	2,939,511	2,943,348	2,690,312	-8.60	2,703,545	.49
BALANCE FORWARD	-25,999					
FEDERAL FUND	1,841,592	1,640,313	1,865,356	13.72	1,865,356	
INTERIM FINANCE	32,822					
OTHER FUND	3,816	3,966	1,911	-51.82	1,911	
REVERSIONS	-55,782					

Nevada Legislative Counsel Bureau
Source of Funds Summary
2015-17 Fiscal Report

	2013-2014 Actual	2014-2015 Work Program	2015-2016 GOVERNOR RECOMMENDS	% Change	2016-2017 GOVERNOR RECOMMENDS	% Change
ADMINISTRATION - NSLA - ARCHIVES AND RECORDS	1,195,417	1,184,792	1,568,166	32.36	1,582,777	.93
GENERAL FUND	1,102,875	1,102,803	1,489,169	35.03	1,503,644	.97
BALANCE FORWARD	-1,788					
FEDERAL FUND	32,086	21,196	18,051	-14.84	18,051	
INTERAGENCY TRANSFER	53,532	59,892	59,892		60,028	.23
INTERIM FINANCE	7,658					
OTHER FUND	1,054	901	1,054	16.98	1,054	
ADMINISTRATION - GRANTS OFFICE			378,768		391,173	3.28
GENERAL FUND			378,768		391,173	3.28
ADMINISTRATION - NSLA - CLAN	312,925	436,490	369,255	-15.40	371,905	.72
BALANCE FORWARD	-3,628	117,671				
FEDERAL FUND	48,000					
INTERAGENCY TRANSFER	37,150	52,147	56,040	7.47	56,008	-.06
OTHER FUND	231,403	266,672	313,215	17.45	315,897	.86
ADMINISTRATION - NSLA - MAIL SERVICES	6,365,356	7,145,914	7,437,694	4.08	7,267,049	-2.29
BALANCE FORWARD	-86,029	723,600	524,985	-27.45	795,423	51.51
INTERAGENCY TRANSFER	6,451,385	6,422,314	6,912,709	7.64	6,471,626	-6.38
ADMINISTRATION - NSLA - MAIL SERVICES EQUIPMENT	43,404	250,954	221,668	-11.67	175,068	-21.02
BALANCE FORWARD	-4,673	233,942	206,315	-11.81	159,680	-22.60
INTERAGENCY TRANSFER	48,077	17,012	15,353	-9.75	15,388	.23
ADMINISTRATION - NSLA - IPS EQUIPMENT/SOFTWARE		36,330	36,243	-.24	41,243	13.80
BALANCE FORWARD	-8,530	8,530	10,000	17.23	15,000	50.00
INTERAGENCY TRANSFER	8,530	27,800	26,243	-5.60	26,243	
JUDICIAL COLL & COLL OF JUVENILE & FAMILY JUSTICE	130,430	130,430	130,430	.00	130,430	.00
GENERAL FUND	130,430	130,430	130,430		130,430	
ADMINISTRATION - MERIT AWARD BOARD		1,100	1,100	.00	1,100	.00
GENERAL FUND	1,100	1,100	1,100		1,100	
REVERSIONS	-1,100					
BOE - GENERAL FUND SALARY ADJUSTMENT	6,384,908	16,021,435				
GENERAL FUND		16,021,435				
BALANCE FORWARD	16,024,944					
REVERSIONS	-9,640,036					
BOE - HIGHWAY FUND SALARY ADJUSTMENT	67,754	1,866,084				
HIGHWAY FUND	1,846,322	1,866,084				
REVERSIONS	-1,778,568					

Nevada Legislative Counsel Bureau
Source of Funds Summary
2015-17 Fiscal Report

	2013-2014 Actual	2014-2015 Work Program	2015-2016 GOVERNOR RECOMMENDS	% Change	2016-2017 GOVERNOR RECOMMENDS	% Change
TOTAL DEPARTMENT OF ADMINISTRATION	136,471,881	183,113,685	177,680,313	-2.97	175,847,249	-1.03
GENERAL FUND	13,901,633	26,704,833	19,594,828	-26.62	18,151,016	-7.37
BALANCE FORWARD	17,911,270	31,529,354	29,190,407	-7.42	26,958,290	-7.65
FEDERAL FUND	3,975,678	4,764,509	4,215,407	-11.52	4,215,407	
HIGHWAY FUND	2,472,953	2,367,294	325,072	-86.27	3,900,000	1,099.73
INTERAGENCY TRANSFER	95,470,060	101,546,988	106,879,497	5.25	105,305,877	-1.47
INTERIM FINANCE	42,668					
OTHER FUND	14,604,181	16,200,707	17,475,102	7.87	17,316,659	-.91
REVERSIONS	-11,906,562					
DEPARTMENT OF TAXATION						
DEPARTMENT OF TAXATION	26,529,315	27,341,334	30,904,611	13.03	30,623,013	-.91
GENERAL FUND	25,431,173	26,261,393	29,996,965	14.22	29,710,149	-.96
BALANCE FORWARD	-397,643	61,287				
INTERAGENCY TRANSFER	229,208	231,935	248,843	7.29	255,193	2.55
INTERIM FINANCE	520,412	24,779				
OTHER FUND	746,165	761,940	658,803	-13.54	657,671	-.17
TOTAL DEPARTMENT OF TAXATION	26,529,315	27,341,334	30,904,611	13.03	30,623,013	-.91
GENERAL FUND	25,431,173	26,261,393	29,996,965	14.22	29,710,149	-.96
BALANCE FORWARD	-397,643	61,287				
INTERAGENCY TRANSFER	229,208	231,935	248,843	7.29	255,193	2.55
INTERIM FINANCE	520,412	24,779				
OTHER FUND	746,165	761,940	658,803	-13.54	657,671	-.17
FINANCE & ADMINISTRATION						
GENERAL FUND	39,332,806	52,966,226	49,591,793	-6.37	47,861,165	-3.49
BALANCE FORWARD	17,513,627	31,590,641	29,190,407	-7.60	26,958,290	-7.65
FEDERAL FUND	3,975,678	4,764,509	4,215,407	-11.52	4,215,407	
HIGHWAY FUND	2,472,953	2,367,294	325,072	-86.27	3,900,000	1,099.73
INTERAGENCY TRANSFER	95,699,268	101,778,923	107,128,340	5.26	105,561,070	-1.46
INTERIM FINANCE	563,080	24,779				
OTHER FUND	15,350,346	16,962,647	18,133,905	6.90	17,974,330	-.88
REVERSIONS	-11,906,562					
TOTAL FOR FINANCE & ADMINISTRATION	163,001,196	210,455,019	208,584,924	-.89	206,470,262	-1.01
Less: INTER-AGENCY TRANSFER	95,699,268	101,778,923	107,128,340	5.26	105,561,070	-1.46
NET FINANCE & ADMINISTRATION	67,301,928	108,676,096	101,456,584	-6.64	100,909,192	-.54

EDUCATION

The Education function includes three sub-functions: Department of Education (K-12); Nevada System of Higher Education (NSHE); and other education programs, which includes the Western Interstate Commission for Higher Education (WICHE), and the Commission on Postsecondary Education.

The Governor has recommended General Fund appropriations for Education of $1.942 billion in FY 2016, an increase of 10.7 percent compared to the amount approved for FY 2015 by the 2013 Legislature, and $2.005 billion in FY 2017, which represents an additional increase of 3.2 percent. Budget recommendations from all funding sources total $2.819 billion in FY 2016, an increase of 10.0 percent compared to the legislatively approved amount of $2.564 billion for FY 2015, and $2.898 billion in FY 2017, which represents an increase of 2.8 percent from FY 2016 after interagency transfers are deducted.

EDUCATION (K-12)

DISTRIBUTIVE SCHOOL ACCOUNT

Supporting Nevada's public elementary and secondary schools is a shared responsibility with state, local and federal sources contributing to the school districts' and charter schools' operating funds. The Distributive School Account (DSA) budget does not include the entire funding for K-12 education and only includes the state's portion of the school district and charter school operating funds that provides the basic support guarantee and other state-supported programs.

The following table summarizes the elements (in millions) that are the basis for the DSA as approved by the 2013 Legislature for the 2013-15 biennium and as recommended by the Governor for the 2015-17 biennium. While the "Total Required State Support" is guaranteed by the state, only the portion of the table below "Total State Share" is included in the DSA budget account.

The Nevada Plan	Legislatively Approved (Millions)			Governor Recommended (Millions)			
	FY14	FY15	2013-15 Biennium	FY 16	FY 17	2015-17 Biennium	Percent Change
Total Operating Expenditures	$ 3,169	$ 3,234	$ 6,403	$ 3,332	$ 3,437	$ 6,769	5.7%
Less: Projected Local Revenues Outside the DSA	$ (606)	$ (621)	$ (1,227)	$ (647)	$ (670)	$ (1,317)	7.3%
Less: Non-Basic Support Programs	$ (145)	$ (149)	$ (294)	$ (139)	$ (169)	$ (308)	4.8%
Total Regular Basic Support*	$ 2,418	$ 2,464	$ 4,882	$ 2,545	$ 2,598	$ 5,143	5.4%
Plus: Programs Other Than Basic Support	$ 311	$ 320	$ 631	$ 313	$ 349	$ 662	4.8%
State Guarantee							
Total Required State Support*	$ 2,729	$ 2,783	$ 5,512	$ 2,858	$ 2,947	$ 5,805	5.3%
Less: Local "Inside" Revenues	$(1,289)	$ (1,357)	$ (2,646)	$ (1,441)	$ (1,525)	$ (2,966)	12.1%
Distributive School Account							
Total State Share*	$ 1,440	$ 1,426	$ 2,866	$ 1,417	$ 1,422	$ 2,839	-1.0%
Less: Miscellaneous DSA Revenues	$ (283)	$ (294)	$ (577)	$ (316)	$ (328)	$ (644)	11.6%
General Fund Support Before Transfer	$ 1,157	$ 1,132	$ 2,289	$ 1,102	$ 1,094	$ 2,195	-4.1%
Less: Transfers of Categorical Funding**	$ (22)	$ (22)	$ (44)	$ (2)	$ (2)	$ (4)	
General Fund Support	$ 1,135	$ 1,110	$ 2,245	$ 1,100	$ 1,092	$ 2,191	-2.4%

* Totals may not balance due to rounding

** Categorical funding to be transferred to the Other State Education Programs account (BA 2699) and Remediation Trust Fund (BA 2615)

The Executive Budget recommends the total general operating expenditures for Nevada school district and charter school budgets increase 5.7 percent to $3.332 billion for FY 2016 and $3.437 billion for FY 2017, compared to $3.169 billion and $3.234 billion for operating expenditures approved by the 2013 Legislature for FY 2014 and FY 2015, respectively.

NEVADA PLAN

The Legislature determines the level of state aid for school districts and charter schools through a formula called the "Nevada Plan," which accounts for differences across districts in the costs of providing education and in local wealth. A guaranteed amount of basic support per pupil is calculated for each school district and is established in law each session. The state through the DSA, and local districts through the Local School Support (sales) Tax (LSST) and property tax, share the responsibility for providing the money needed to fund the guaranteed basic support.

- Nevada Plan "Outside" Revenues
  As indicated above, certain locally-generated revenues are considered before the state's funding responsibility is determined. These revenues are referred to as being "outside" of the Nevada Plan (the state's responsibility) and consist of the following:

  - Property Tax: State law requires a property tax rate of 75 cents per $100 of assessed valuation for the support of schools. One-third of the proceeds from the 75-cent property tax rate is "inside" the Nevada Plan while the remaining two-thirds of the proceeds of the 75-cent property tax rate is "outside" the Nevada Plan. For FY 2014, the two-thirds portion totaled $407.5 million and is projected to decrease 1.3 percent to $402.2 million in FY 2015. The Executive Budget projects that the two-thirds portion will generate $413.0 million in FY 2016, which represents a 2.7 percent increase over the amount projected for FY 2015 and $435.4 million in FY 2017, an increase of 5.4 percent over FY 2016.

  - Local Government Services Tax: This tax is estimated to generate $77.9 million in both FY 2016 and FY 2017. These estimates represent no change compared to FY 2014 actual collections of $77.9 million.

  - Other Local Sources: Franchise taxes, federal revenue, interest, tuition and other local revenue and opening balances are estimated to contribute $156.4 million in FY 2016 and $156.5 million in FY 2017.

  Because these "outside" local revenues are not guaranteed, state aid is not increased or decreased based on actual realized revenue from local revenue sources outside the Nevada Plan. For the 2015-17 biennium, revenues "outside" of the Nevada Plan are budgeted to generate 19.5 percent of the revenue necessary to support the budgets of school districts and charter schools (19.2 percent in the 2013-15 biennium), with the balance being funded through the Nevada Plan (the state's responsibility).

- Nevada Plan "Inside" Revenues
  Nevada Plan funding for school districts and charter schools consists of state financial support received through the DSA and locally-collected revenues that are "inside" the Nevada Plan, namely the Local School Support Tax and the remaining one-third of the proceeds from the 75-cent property tax rate.

  - LSST: As part of the revenue enhancements approved by the 2009 Legislature, the LSST rate was increased by 0.35 percent (from 2.25 percent to 2.60 percent) for the period beginning July 1, 2009, until June 30, 2011. The extension of the 2.60 percent LSST rate was approved by the 2011 and 2013 Legislatures through June 30, 2013, and June 30, 2015, respectively. The Governor recommends that the 2.60 percent LSST rate continue permanently. For the upcoming biennium, the 2.60 LSST is estimated at $1.234 billion for FY 2016 (5.7 percent increase over the amount estimated to be received in FY 2015 of $1.167 billion) and at $1.307 billion for FY 2017 (5.9 percent increase over budgeted FY 2016).

  - Property Tax: Local funding from the one-third portion of the proceeds from the 75-cent property tax rate is recommended at $206.5 million for FY 2016 (4.8 percent increase over FY 2015 projections of $197.0 million) and at $217.7 million for FY 2017 (5.4 percent increase over budgeted FY 2016).

  It is important to note that these two local revenue amounts **are guaranteed** by the state; thus, if budgeted amounts are not actually collected, the state funds the difference, and conversely, if actual revenues exceed projections, the amount of State General Fund support is reduced.

State Support

As recommended by the Governor, the total required state support of school district and charter school expenditures within the DSA (before the recommended transfers of funding for programs historically funded in the DSA budget to the School Remediation Trust Fund and the Other State Education Programs budgets) totals $5.805 billion over the 2015-17 biennium, an increase of 5.3 percent from the total of $5.512 billion approved by the 2013 Legislature for the current biennium.

In the Governor's budget, the state's share of funding in the DSA is largely provided by General Fund appropriations of $1.100 billion in FY 2016 and $1.092 billion in FY 2017, totaling $2.191 billion for the 2015-17 biennium, net of the recommended transfer of General Fund appropriations totaling $4.0 million over the 2015-17 biennium for programs historically funded in the DSA to the School Remediation Trust Fund and the Other State Education Programs budgets (discussed in more detail on pages 105 and 108-109). Recommended General Fund appropriations are $54.0 million less than the $2.245 billion of General Fund appropriated for the 2013-15 biennium (2.4 percent decrease), primarily due to projected increases in non-General Fund revenues in the DSA budget and projected increases in local revenues considered within the Nevada Plan.

The Governor recommends the proceeds from the Initiative Petition 1 Room Tax (IP1) revenue be transferred permanently to the DSA as a state funding source. Other sources of revenue that provide funding for the DSA are reflected on the table on page 97 as "Miscellaneous DSA Revenues." These other sources include an annual tax on slot machines, interest earned on investments from the Permanent School Fund, revenue from leases of federal land for mineral exploration and from royalties, Local School Support Tax from sales that cannot be attributed to a specific county, and beginning in FY 2015, 75 percent of the Medical Marijuana Excise tax.

Funding for K-12 education recommended in The Executive Budget (excluding the Department of Education budgets) represents 38.6 percent of the State's General Fund for the 2015-17 biennium, representing a slight increase over the 38.2 percent of the General Fund approved for K-12 education by the 2013 Legislature.

The following table displays the DSA budget as recommended by the Governor for the 2015-17 biennium, actual revenues and expenditures for FY 2014, projections for FY 2015, and the legislatively approved budget for the 2013-15 biennium.

DISTRIBUTIVE SCHOOL ACCOUNT - SUMMARY FOR 2015-17 BIENNIUM

	2014 Legislatively Approved	2014 Actual	2015 Legislatively Approved	2015 Estimated	2016 Governor Recommended	2017 Governor Recommended
WEIGHTED ENROLLMENT	432,346.00	435,522.00	434,023.00	443,423.80	448,943	454,555
ADDITIONAL ENROLLMENT FOR HOLD HARMLESS	0	1,468.70	0	3,029.20	0	0
TOTAL ENROLLMENT *	432,346.00	436,990.70	434,023.00	446,453.00	448,943	454,555
BASIC SUPPORT	$ 5,590	$ 5,592	$ 5,676	$ 5,676	$ 5,669	$ 5,716
TOTAL REGULAR BASIC SUPPORT **	$ 2,417,007,180	$ 2,443,787,084	$ 2,463,498,518	$ 2,534,067,228	$ 2,545,149,703	$ 2,598,226,518
CATEGORICAL FUNDING:						
SPECIAL EDUCATION ***	126,862,792	126,862,792	130,329,505	130,329,505	138,418,083	167,946,575
CLASS-SIZE REDUCTION	159,936,205	159,936,204	164,661,271	164,661,271	171,993,055	178,228,810
CLASS-SIZE REDUCTION - AT-RISK KINDERGARTEN	1,768,668	1,768,669	1,806,665	1,806,665	0	0
SPECIAL UNITS/GIFTED & TALENTED	169,616	169,616	174,243	174,243	0	0
ADULT HIGH SCHOOL DIPLOMA	0	0	0	0	0	0
SCHOOL LUNCH PROGRAM STATE MATCH	588,732	588,732	588,732	588,732	588,732	588,732
EARLY CHILDHOOD EDUCATION	0	0	0	0	0	0
LIBRARY MEDIA SPECIALIST	0	0	0	0	0	0
SPECIAL ELEMENTARY COUNSELING	0	0	0	0	0	0
SPECIAL TRANSPORTATION	128,541	128,541	128,541	128,541	128,541	128,541
TOTAL REQUIRED STATE SUPPORT	$ 2,706,461,734	$ 2,733,241,638	$ 2,761,187,475	$ 2,831,756,185	$ 2,856,278,114	$ 2,945,119,176
LESS						
LOCAL SCHOOL SUPPORT TAX - 2.60%	(1,095,455,672)	(1,098,543,712)	(1,155,705,575)	(1,167,260,000)	(1,234,184,000)	(1,307,434,000)
1/3 PUBLIC SCHOOLS OPERATING PROPERTY TAX	(193,681,840)	(203,534,025)	(201,117,251)	(197,005,000)	(206,516,667)	(217,689,334)
ADJUSTMENT FOR EUREKA AND LANDER REV	0	13,742,181	0	9,700,000	0	0
CAPITAL CONSTRUCTION FUNDS	0	0	0	0	0	0
TOTAL STATE SHARE	$ 1,417,324,222	$ 1,444,906,082	$ 1,404,364,649	$ 1,477,191,185	$ 1,415,577,447	$ 1,419,995,842
STATE SHARE ELEMENTS						
GENERAL FUND	$ 1,134,528,570	$ 1,134,528,570	$ 1,110,133,915	$ 1,110,133,915	$ 1,099,712,144	$ 1,091,677,683
Medical Marijuana Excise Tax (75%)	0			96,000	746,303	1,101,158
DSA SHARE OF SLOT TAX	31,658,547	30,453,730	32,305,032	30,393,000	30,031,000	30,315,000
PERMANENT SCHOOL FUND	1,000,000	1,628,282	1,000,000	1,630,000	1,630,000	1,630,000
FEDERAL MINERAL LEASE REVENUE	7,874,977	7,285,801	7,874,977	7,300,000	7,300,000	7,300,000
OUT OF STATE LSST - 2.60%	110,329,328	114,029,109	116,397,425	117,561,000	124,301,000	131,679,000
IP1 (2009) ROOM TAX REVENUE TRANSFER	131,932,800	141,236,516	136,653,300	148,117,000	151,857,000	156,293,000
GENERAL FUND SUPPLEMENTAL APPROPRIATION	0	0	0	77,704,344	0	0
REVERSION TO GENERAL FUND	0	0	0	0	0	0
BALANCE FORWARD TO NEXT FISCAL YEAR	0	15,744,074	0	(15,744,074)	0	0
TOTAL SHARE STATE ELEMENTS	$ 1,417,324,222	$ 1,444,906,082	$ 1,404,364,649	$ 1,477,191,185	$ 1,415,577,447	$ 1,419,995,842

		No. of Units	$ per Unit		No. of Units	$ per Unit
*** Special Education Units	2013-2014	3,049	41,608.00	2015-2016	3,049	45,398
	2014-2015	3,049	42,745.00	2016-2017	3,049	55,083

** Totals May Not Balance Due to Rounding

*** Special Education Unit funded separately from Basic Support

BASIC SUPPORT PER PUPIL

The 2013 Legislature approved basic support per pupil of $5,590 for FY 2014 and $5,676 for FY 2015. The Executive Budget recommends guaranteed basic support of $5,669 per pupil for FY 2016 and $5,716 per pupil for FY 2017, a decrease of $7 per pupil and an increase of $40 per pupil, respectively, when compared to the FY 2015 legislatively approved basic support per pupil of $5,676. The guaranteed basic support per pupil should not be confused with expenditures per pupil. As stated earlier, other resources not considered within the Nevada Plan are also available to cover schools' operating costs.

ENROLLMENT

Each school district's guaranteed level of funding is determined by multiplying the basic support per pupil by weighted enrollment. Weighted enrollment (utilized to distribute DSA funds to school districts) equals a full count of pupils enrolled in grades 1 through 12, net of transfers, and including children with disabilities enrolled in special education programs within a district or charter school, and six-tenths of the count of pupils enrolled in kindergarten or programs for three-and four-year-olds with disabilities. Special-need preschoolers and kindergarten pupils are counted as six-tenths of a pupil because they typically attend school for half of a day or less. The following chart compares audited weighted enrollment numbers (excluding hold harmless) by fiscal year and the percent of change each year compared to the preceding year:

FY 2008 Actual	FY 2009 Actual	FY 2010 Actual	FY 2011 Actual	FY 2012 Actual	FY 2013 Actual	FY 2014 Actual	FY 2015 Projected	FY 2016 Gov. Rec.	FY 2017 Gov. Rec.
420,830	422,112	421,387	422,482	423,849	429,762	435,522	443,424	448,943	454,555
	0.30%	-0.17%	0.26%	0.32%	1.40%	1.34%	1.81%	1.25%	1.25%

The Governor recommends General Fund appropriations of $36.3 million in FY 2016 and $69.7 million in FY 2017 to provide for the projected enrollment growth for K-12 pupils (inclusive of special education) and the Class Size Reduction.

Under hold harmless, funding is based on the higher of the previous two years' weighted apportionment enrollment if enrollment declines by 5 percent or more from the previous year; otherwise, the weighted apportionment enrollment is the higher of the current or previous year's enrollment. For the 2013-15 biennium, the hold harmless provision for eligible school districts and charter schools increased the state responsibility by $26.7 million, compared to the hold harmless costs of $24.9 million for the 2011-13 biennium.

POSITIONS AND SALARIES

To determine the number of employees needed to accommodate increased enrollment, the Budget Division calculated the actual student-employee ratios for each major job classification in the FY 2014 base year. Position counts for each year of the upcoming biennium were computed by maintaining the same student-employee ratio

in each job classification. The Executive Budget estimates that an additional 260 licensed, instructional personnel will be needed to maintain the FY 2014 average of 21.6 student-to-teacher ratio throughout the 2015-17 biennium.

Statewide actual average teacher salaries for FY 2014 were $53,095 ($74,077 with benefits) and are estimated at $54,157 for FY 2015 ($75,423 with benefits). Average teacher salaries are budgeted at an average of $55,240 ($76,908 with benefits) in FY 2016 and $56,345 ($78,308 with benefits) in FY 2017, based on a 2 percent roll-up. School district and charter school personnel are eligible for a merit increase each year based on years of service and attaining additional education experience. The 2 percent roll-up is the increase in average salaries related to teachers' merit increases, increased education and longevity for number of years of service. Average teacher salaries are impacted by the number of teachers who leave service, the number of new teachers hired, the number of teachers who are no longer eligible for merit adjustments, and collective bargaining agreements.

FRINGE BENEFIT ADJUSTMENTS

Fringe benefits have been adjusted for the recommended increase in the retirement rate from 25.75 percent to 28 percent, with a corresponding reduction in salary costs for approximately one-half of the amount for the employee portion of the increase. This is consistent with the methodology that will be utilized to implement the retirement increase for state employees on the employer-paid plan. In addition, The Executive Budget increases funding for group insurance costs for school personnel by 1.67 percent in FY 2016. The combined General Fund appropriations recommended for these fringe benefit rate increases (inclusive of the fringe rate increases for the Full-Day Kindergarten program) is $20.1 million in FY 2016 and $20.6 million in FY 2017.

SUPPLEMENTAL APPROPRIATIONS

The Executive Budget recommends a General Fund appropriation of $77.7 million in FY 2015 for the DSA due to unanticipated enrollment growth and increased costs related to the provisions of hold harmless for declining enrollment in charter schools and several school districts (NRS 387.1233).

TEXTBOOK FUNDING

To allow school districts and charter schools flexibility in addressing budget shortfalls during the 2013-15 biennium, the 2013 Legislature approved a temporary waiver (S.B. 481) from the minimum expenditure requirements for textbooks, instructional supplies, instructional hardware and software through the end of the 2013-15 biennium. The Executive Budget recommends funding for textbooks, instructional supplies, instructional hardware and instructional software in FY 2016 and FY 2017 totaling $85.0 million and $86.0 million, respectively, reflecting the total actual expenditures incurred for these items by school districts and charter schools in FY 2014, increased for projected enrollment growth. The Governor does not recommend extending the waiver of the minimum expenditure requirements through the 2015-17 biennium.

SPECIAL EDUCATION

Nevada provides state funding for special education on the basis of special education program units, which are defined by NRS 387.1211 as organized instructional units, in which a licensed, full-time teacher is providing an instructional program that meets minimum standards prescribed by the State Board of Education. To qualify for a full apportionment, a unit must have operated the full school day (330 minutes) for at least nine of the school months within a school year.

For FY 2015 the state is funding 3,049 special education units at $42,475 each, totaling $130.3 million. For the upcoming biennium, the Governor's recommended funding for special education units is 3,049 units each fiscal year at $45,398 in FY 2016 and $55,083 in FY 2017 for a total of $138.4 million and $167.9 million in FY 2016 and FY 2017, respectively. Included in the per-unit cost for FY 2017, the Governor recommends a $25.0 million increase of state funding to begin transitioning to a weighted student formula for students with disabilities.

For the past several biennia, state funding has been provided for instructional programs incorporating education technology for Gifted and Talented Education (GATE). The 2013 Legislature appropriated $169,616 and $174,243 for FY 2014 and FY 2015, respectively for these programs. The Executive Budget recommends a General Fund appropriation of $174,243 in each year of the 2015-17 biennium to support the existing GATE program. In addition, the Governor recommends the transfer of this funding to the Other State Education Programs budget to improve tracking and management.

CLASS SIZE REDUCTION PROGRAM

To finance salaries and fringe benefits of teachers hired to meet the required ratios of 16 pupils per teacher in first and second grades and 19 pupils per teacher in third grade, the 2013 Legislature appropriated a total of $160.0 million for FY 2014 and $164.7 million for FY 2015 to continue the Class Size Reduction (CSR) program. Additionally, the 2013 Legislature approved General Fund appropriations of $1.8 million in each year of the 2013-15 biennium for CSR in selected at-risk kindergarten classes.

For the 2015-17 biennium, The Executive Budget recommends General Fund appropriations of $172.0 million in FY 2016, and $178.2 million in FY 2017, to continue the CSR program in grades 1 through 3, representing increases of 7.5 percent and 8.2 percent, respectively, over legislatively approved funding for the 2013-15 biennium. The Executive Budget proposes to eliminate $1.8 million in each fiscal year of the upcoming biennium for the At-Risk Kindergarten CSR program in the DSA as part of the Governor's recommendation in the School Remediation Trust Account to expand the Full-Day Kindergarten (FDK) program in all schools by FY 2017 at a student-to-teacher ratio of 21:1. The increased funding is primarily due to projected enrollment increases as well as the recommended 2 percent increase for merit and longevity, and the recommended fringe benefit increases.

The Governor's recommended budget would provide funding for 2,289 and 2,318 CSR teachers for grades 1 through 3 in FY 2016 and FY 2017, respectively. Senate Bill 522, approved by the 2013 Legislature, provides school districts flexibility from the funded CSR pupil-teacher ratios through the end of the 2013-15 biennium. The legislation allows districts flexibility to increase class size by up to two students per teacher to achieve ratios of 18:1 in first and second grades, and 21:1 in third grade. School districts implementing the flexibility provision must use corresponding savings to minimize the impact of budget reductions on class sizes in grades 4 through 12, as long as it is fiscally neutral to do so. The CSR flexibility provisions outlined in S.B. 522 sunset on June 30, 2015. The Governor does not recommend to continue the CSR flexibility provisions in the upcoming biennium.

OTHER STATE EDUCATION PROGRAMS

The Other State Education Programs account provides pass-through funds to school districts for programs including Educational Technology, Career and Technical Education (CTE), Early Childhood Education, Adult High School Diploma, Jobs for America's Graduates, Public Broadcasting, the National Board Certification program for teachers and counselors, the Speech Pathologist increment, and various other smaller programs. The Executive Budget recommends General Fund appropriations totaling $30.9 million in FY 2016 and $30.5 million in FY 2017 for the continuation of these existing programs.

The Governor's budget also recommends the transfer of the GATE program funding from a line item in the DSA to the Other State Education Programs budget with no change in purpose. In addition, the Governor proposes to increase state funding for GATE programs by $5.0 million each fiscal year of the 2015-17 biennium. The Department of Education anticipates distributing funding on a per-pupil basis to students who have been identified through a state-approved assessment and/or process.

Additionally, The Executive Budget recommends General Fund appropriations for the following new initiatives, inclusive of the Governor's Major Budget Initiatives (MBI):

- Read By Three MBI: The Executive Budget recommends $4.9 million in FY 2016 and $22.3 million in FY 2017 to increase the percent of third grade students reading at or above grade level in district or charter schools not served through funding for Zoom Schools, the new Victory Schools or the Striving Readers programs. Literacy plans and performance measures would be required of any school that applies for grant funding.

- Safe and Respectful Schools Office and Social Worker Grant Program MBI: The Executive Budget recommends $12.0 million in FY 2016 and $24.3 million in FY 2017 for a new grant program, which would provide contract funding for social workers or other licensed mental health workers in schools with identified needs.

The program would operate as a block grant to local districts based on needs identified through a health screening survey tool.

- Nevada Ready 21 Technology Plan MBI: The Executive Budget recommends $24.2 million in each year of the 2015-17 biennium for grants to schools in order to provide students with portable devices to connect wirelessly to the Internet and to fund professional development. Funding would be distributed by the Commission on Educational Excellence to middle schools in the 2015-17 biennium with the addition of high schools in the subsequent biennium.

- The Governor recommends $3.0 million in FY 2016 and $5.0 million in FY 2017 to establish a new competitive grant program to support dual enrollment in high school and college courses to assist students in becoming college and career ready.

- The Governor recommends $10.0 million in each year of the 2015-17 biennium as a state match for private philanthropy in establishing a new fund (Charter School Harbor Master Fund) to recruit national charter management organizations to Nevada.

- The Governor recommends $5.0 million in each fiscal year of the upcoming biennium to support the turnaround of persistently underachieving schools. Funding would be provided as grants and could be used for services such as performance management assessments, staff incentives or other services targeting student achievement.

The Executive Budget also proposes additional General Fund appropriations for the following existing programs:

- Career and Technical Education: The Governor recommends $8.0 million over the 2015-17 biennium to expand programs in areas identified by workforce sector councils.

- Public Broadcasting: The Executive Budget recommends $466,000 over the 2015-17 biennium to expand educational programming throughout the state.

- Jobs for America's Graduates: The Executive Budget recommends $4.6 million over the 2015-17 biennium to expand the number of schools served from 23 to 34 in FY 2016 and to 49 by the end of FY 2017.

EARLY CHILDHOOD EDUCATION PROGRAM

The 2013 Legislature appropriated $3.3 million each year of the 2013-15 biennium for the Nevada Department of Education to award competitive grants to school districts and community-based organizations for early childhood education (ECE) programs. The Executive Budget continues General Fund appropriations of $3.3 million in each year of the 2015-17 biennium for the existing ECE program, representing no change from the legislatively approved funding for the 2013-15 biennium.

ADULT HIGH SCHOOL DIPLOMA PROGRAM

The Adult High School Diploma program provides funding for the general public and for the state's correctional system inmates in the four school districts that operate programs within correctional facilities. For the 2013-15 biennium, the 2013 Legislature approved General Fund appropriations of $17.8 million for FY 2014 and $18.3 million for FY 2015.

For the 2015-17 biennium, The Executive Budget recommends General Fund appropriations of $18.3 million in each fiscal year, representing no change from the legislatively approved amount for FY 2015.

SCHOOL REMEDIATION TRUST FUND

The 2005 Legislature approved the creation of the Account for Programs for Innovation and the Prevention of Remediation (referred to as the School Remediation Trust Fund) to support improvement plans developed by schools and school districts to improve student achievement.

STATE SUPPLEMENTAL SCHOOL SUPPORT ACCOUNT

The State Supplemental School Support Account was created by Initiative Petition IP1, which became law in 2009 pursuant to Article 4 Section 35 of the Nevada Constitution. The IP1 imposes an additional 3 percent tax on the gross receipts from the rental of transient lodging in certain counties as specified in the legislation. For the period of July 1, 2009, through June 30, 2011, the proceeds of this tax were to be credited to the State General Fund. Beginning on July 1, 2011, the proceeds were to be credited to the State Supplemental School Support Account to be distributed to school districts and charter schools to improve the achievement of students and to retain qualified teachers and non-administrative employees. The 2011 Legislature initially approved the transfer of IP1 Room Tax revenues to the DSA as a state funding source for the 2011-13 biennium while the 2013 Legislature approved the Governor's recommendation to continue the transfer of the IP1 (2009) Room Tax revenues to the DSA as a state funding source through June 30, 2015.

The Governor recommends that the funds from the IP1 Room Tax revenues be transferred permanently to the DSA as a state funding source. The IP1 Room Tax revenues and interest included in The Executive Budget are forecast at $151.9 million for FY 2016 and $156.3 million for FY 2017.

REGIONAL PROFESSIONAL DEVELOPMENT PROGRAM

The Executive Budget continues a General Fund appropriation of $7.6 million in each year of the 2015-17 biennium to support the Regional Professional Development Programs (RPDPs). Additionally, the Governor recommends the transfer of funding for the RPDPs from the School Remediation Trust Fund budget to the Professional Development Programs budget, which The Executive Budget indicates is a new budget that would be created to streamline professional development programs.

FUNDING FOR ENGLISH LANGUAGE LEARNER

The 2013 Legislature, through the passage of Senate Bill 504, appropriated $25.0 million in each fiscal year of the 2013-15 biennium for the support of English Language Learner (ELL) students. Up to $19.7 million each fiscal year was made available to the Clark County School District (CCSD) and up to $3.7 million each fiscal year was made available to the Washoe County School District (WCSD) for schools eligible to receive an allocation of ELL funding, designated as Zoom Schools. From the total annual appropriation, $1.5 million in each fiscal year was allocated to provide grants to the State Public Charter School Authority and school districts other than CCSD or WCSD in support of additional programs and services for ELL students.

For the 2015-17 biennium, The Executive Budget includes an MBI to expand the number and type of schools participating in the Zoom School program. For the current biennium, the Zoom School program is limited to elementary schools; however, beginning in the upcoming biennium, the Governor proposes to expand the program to middle and high schools. The Governor recommends additional General Fund appropriations of $25.0 million in each fiscal year of the 2015-17 biennium to increase the number of Zoom schools in CCSD and WCSD from 24 to 48 in FY 2016, which would bring the total funding for Zoom Schools and ELL students to $50.0 million in each fiscal year.

NEW SPECIAL EDUCATION CONTINGENCY ACCOUNT

The Governor proposes the establishment of a Special Education Contingency Account in FY 2017 to reimburse school districts and charter schools for extraordinary expenses related to the education of students with disabilities. In FY 2016, the Department of Education anticipates the establishment of regulations concerning the qualifications and guidelines for the reimbursement of extraordinary expenditures from this account. The Executive Budget recommends a $5.0 million General Fund appropriation in FY 2017 for this new initiative.

NEW FUNDING FOR VICTORY SCHOOL GRANT PROGRAM

The Governor proposes an MBI to create a new Victory School Grant program to provide additional services to underperforming elementary, middle and high schools identified as one or two star schools in the highest poverty zip codes of a school district. The new Victory School Grant program is anticipated to be structured similar to the Zoom School program. The Executive Budget recommends General Fund appropriations of $24.9 million in FY 2016 and $25.0 million in FY 2017 to fund at least 33 schools that would be known as Victory Schools.

FULL-DAY KINDERGARTEN PROGRAM

The Governor recommends General Fund appropriations of $42.1 million in FY 2016 and $43.0 million in FY 2017 to support the existing state-funded Full-Day Kindergarten (FDK) program, which currently provides full-day kindergarten to approximately 74 percent of schools (excluding charter schools), statewide. In

addition, as one of the MBIs included in The Executive Budget, the Governor proposes to expand the FDK program to all school district kindergartens by FY 2017 at a student-to-teacher ratio of 21:1. The recommended funding to complete the expansion of the state-funded FDK program to all schools at a student to teacher ratio of 21:1 would supplant the At-Risk Kindergarten CSR funding currently used to fund the 23.5 positions to reduce kindergarten class sizes in at-risk schools. The Governor further proposes funding to implement a state-funded FDK program in all charter schools by FY 2017. General Fund appropriations recommended in support of this initiative total $74.4 million over the 2015-17 biennium with $56.6 million targeted to school district schools, $7.8 million targeted to charter schools and $10.0 million recommended to assist school districts with the purchase of portable classrooms that may be needed to implement this initiative.

FUNDING FOR KINDERGARTEN CLASS-SIZE REDUCTION

The 2013 Legislature approved General Fund appropriations totaling $25.5 million and $27.9 million in FY 2014 and FY 2015, respectively, to phase-in a statewide Kindergarten Class-Size Reduction program targeting a pupil-to-teacher ratio of 21:1, with a maximum pupil-to-teacher ratio of up to 25:1, based upon the approval of a school district's superintendent. Of that amount, up to $14.0 million was available to be distributed to school districts over the biennium to assist with the purchase of necessary facilities to provide kindergarten at the prescribed pupil-to-teacher ratio. For the 2015-17 biennium, The Executive Budget continues General Fund appropriations for this program in the amount of $24.5 million in FY 2016 and $25.0 million in FY 2017.

PROFESSIONAL DEVELOPMENT PROGRAMS

The Executive Budget proposes the creation of this new budget to streamline the account for professional development. In addition, the Governor's budget includes a MBI, which would enable the Nevada Department of Education to provide grant funding to increase the percentage of educators receiving professional development. To implement this MBI, known as Great Teaching and Leading Fund, the Governor recommends a General Fund appropriation of $4.9 million in each fiscal year of the 2015-17 biennium. The Executive Budget also recommends the transfer of funding for the RPDPs from the School Remediation Trust Account in the amount of $7.6 million each fiscal year to the Professional Development Programs budget. In addition to the increased General Fund appropriations recommended, funding for this MBI also comes from $6.6 million in FY 2017 redirected from the RPDP program to the Great Teaching and Leading Fund where, based on criteria established by the State Board of Education, entities including the RPDPs, school districts, higher education and nonprofit organizations would be eligible to apply for grant funding to provide professional development programs.

INCENTIVES FOR LICENSED EDUCATIONAL PERSONNEL

Nevada Revised Statutes 391.166 creates a Grant Fund for Incentives for Licensed Educational Personnel and requires each school district to establish a program of incentive pay for licensed educational personnel designed to attract and retain those employees. Financial incentives must not exceed $3,500 per year. The 23rd Special

Session through the passage of Assembly Bill 1 repealed the statutory language of NRS 391.165, which required the purchase of retirement credits for teachers in at-risk schools, psychologists, and teachers in the fields of mathematics, science, special education and English as a second language. However, A.B. 1 provides an option for those employees participating in the program prior to July 1, 2007, to continue the purchase of retirement credits until they have received an additional one full year of retirement credit, at which time they would be eligible to participate in the new program of teacher incentive pay described above.

The 1/5 Retirement Credit Purchase program, under the grandfathered provisions, was originally thought to conclude in FY 2013 (final year of credits earned in FY 2012, to be funded in FY 2013); however, the enabling legislation refers to participation in the program ceasing once the employee receives one full year of retirement service credit, rather than ceasing after a specific timeframe to earn the retirement service credit. Therefore, the 1/5 Retirement Credit Purchase program will need to be funded until such time as all eligible employees participating in the program prior to July 1, 2007, have received an additional one full year of retirement credit.

The Executive Budget recommends General Funds totaling $6.0 million over the 2015-17 biennium to continue funding the estimated outstanding liability for the 1/5 Retirement Credit Purchase program for the 2015-17 biennium. The Governor continues a change implemented by the 2009 Legislature to approve funding the cost of the 1/5 Retirement Credit Purchase program in the year following the obligation being incurred.

DEPARTMENT OF EDUCATION

The Executive Budget recommends total funding for the Department of Education (excluding the Distributive School Account, School Remediation Trust Fund, Incentives for Licensed Educational Personnel, State Supplemental School Support Fund, Professional Development Programs, and Other State Education Programs) in the amount of $622.2 million for the 2015-17 biennium (inclusive of interagency transfers), an increase of 14.3 percent when compared to the legislatively approved amount of $544.1 million for the 2013-15 biennium. Of this amount, General Fund support is recommended in the amount of $61.3 million for the upcoming biennium, compared to $24.8 million approved by the Legislature for the 2013-15 biennium. This represents an increase in General Fund support of approximately 147.4 percent.

The Governor proposes an internal reorganization of the current budget account structure to align budget accounts with activities within the Department of Education for the purpose of performance management and to achieve priorities established by the State Board of Education and the Superintendent of Public Instruction. The reorganization involves the transfer of positions among the various budget accounts of the department.

DEPARTMENT-WIDE

The Executive Budget includes a total of 24 new positions over the 2015-17 biennium, of which 7 positions are recommended in relation to the various Major Budget Initiatives (MBI) for K-12 Education. The Governor recommends General Fund appropriations totaling $2.8 million over the 2015-17 biennium to fund 15 new positions and associated costs, including 1 new unclassified Deputy Superintendent in the Office of the Superintendent. Additionally, the Governor recommends reserve funding totaling $205,212 for 2 new positions and $1.1 million in federal grant funds for 7 new positions.

EDUCATIONAL TRUST ACCOUNT

The 2007 Legislature approved the creation of the Educational Trust Account (NRS 120A.610) to be funded by year-end transfers of expired or abandoned gift certificates from the Abandoned Property Trust Account. Pursuant to statute, funding in the Educational Trust Account can only be expended for educational purposes as authorized by the Legislature.

The Governor recommends a total of $204,920 in trust account funding to fund two $50,000 stipends and operating costs each fiscal year over the 2015-17 biennium for a Graduate Student or Educator in Residence to work in the department for approximately nine months. Proposed duties would include projects related to accountability, educator effectiveness, and data-driven instruction. Additionally, The Executive Budget recommends funding of $4,660 each fiscal year for an enhancement to the Teacher of the Year program, which includes funding the cost of attending the International Space Camp.

OFFICE OF THE SUPERINTENDENT

The Office of the Superintendent is responsible for the administration of the provisions of law relating to the jurisdiction, duties and functions of the three divisions of the department, which include Business and Support Services, Educator Effectiveness and Family Engagement and Student Achievement.

The Governor recommends General Fund appropriations of $53,421 over the 2015-17 biennium to fund an increase in operational expenses for the Public Information Office. The Executive Budget also includes the transfer of one Administrative Assistant from the Educator Licensure budget and one Administrative Assistant from the Department Support Services budget to this budget. As part of the proposed transfer, the Governor recommends General Fund appropriations of $203,883 over the 2015-17 biennium to change the funding source of the transferred positions currently funded through fees and indirect cost allocations.

DISTRICT SUPPORT SERVICES

The District Support Services office is responsible for the allocation of state and federal funds to the 17 school districts and to charter schools, including those relating to the Distributive School Account, class-size reduction, full-day kindergarten, and special education. The office is also responsible for state auditing functions as well as federal and state grant monitoring functions.

As part of the proposed reorganization, The Executive Budget recommends General Fund appropriations of $1.0 million over the 2015-17 biennium to fund 12 positions and associated costs that are currently funded through direct cost allocation. Additionally, the Governor recommends General Fund appropriations of $137,008 over the 2015-17 biennium to fund a new Grants and Projects Analyst position to provide state-funded grants administration.

STANDARDS AND INSTRUCTIONAL SUPPORT

The Standards and Instructional Support budget is a new budget account recommended by the Governor through the transfer of 12 positions to coordinate the monitoring and technical support of school district and regional training program implementation of standards. The Governor recommends General Fund appropriations of $375,000 over the 2015-17 biennium to fund operational expenses related to the Commission on Educational Technology's proposed new Nevada Ready 21 Plan. The Executive Budget also includes the transfer of one Education Program Director position from the District Support Services budget to this budget. As part of the proposed transfer, the Governor recommends General Fund appropriations of $113,324 over the 2015-17 biennium to fund 50 percent of the transferred position currently funded through 100 percent cost allocation reimbursements.

DEPARTMENT SUPPORT SERVICES

The Department Support Services budget provides for accounts payable and receivable, payroll and personnel, budgeting and purchasing, and information technology services. This budget is primarily funded by indirect cost assessments charged to other Department of Education budget accounts.

The Governor recommends cost allocation reimbursements totaling $205,212 over the 2015-17 biennium for one new Accounting Assistant position to provide additional accounting support, and one new Management Analyst position to provide support for contract administration and performance-based budgeting duties.

ASSESSMENTS AND ACCOUNTABILITY

The Assessments and Accountability office oversees the establishment and administration of state assessments used to improve the instruction of pupils, and to prepare federal and state accountability reports.

The Governor recommends General Fund appropriations totaling $3.4 million over the 2015-17 biennium to fund the Smarter Balanced Assessment System to provide summative and formative assessments to students, to fund the upgrade of a data reporting tool, and to fund a new science assessment beginning in FY 2017.

EDUCATOR LICENSURE

The Educator Licensure budget funds the Office of Educator Licensure as well as the Commission on Professional Standards in Education. The Educator Licensure staff are responsible for determining eligibility, approving, issuing licenses for administrators, teachers and other educational personnel and the maintenance and improvement of the Competency Testing Program for Educational Personnel. The Commission consists of nine members appointed by the Governor and is charged with the adoption of regulations and standards, which are implemented by the Department of Education.

The Executive Budget recommends reserve funding totaling $258,632 over the 2015-17 biennium for a Nevada web-based Statewide Educator Licensure System to replace the current legacy system. According to the department, the current system is antiquated and is not efficient in the collection or reporting of data. The project timeline allows completion of a portion of the entire project by the end of FY 2017.

EDUCATOR EFFECTIVENESS

The Educator Effectiveness office supports the certification of administrator and teacher preparation programs, professional development and high quality learning, development and support of a statewide evaluation system, and the Nevada Educator Performance Framework. The Teachers and Leaders Council and the Statewide Coordinating Council for Regional Training Programs are also included in this office.

The Governor recommends an Education Program Professional position for the administration of the Great Teaching and Leading Program funded with General Fund appropriations of $225,062 over the 2015-17 biennium and a new Administrative Assistant position to support staff in the Educator Effectiveness office and the Teacher and Leader Council.

GEAR UP

The GEAR UP (Gaining Early Awareness and Readiness for Undergraduate Programs) program is a federally funded program established to provide low-achieving students who are economically disadvantaged with an opportunity to improve academic achievement. Goals of the program include decreasing the high-school dropout rate, and increasing enrollment in institutions of higher education and success rates at those institutions. The program targets a group of seventh graders and follows them for six years, to completion of high school, and on to college, if certain criteria are met.

The Executive Budget recommends federal grant funds totaling $200,008 over the 2015-17 biennium for one new Education Programs Professional position to expand the GEAR UP program to additional schools throughout Nevada.

OFFICE OF PARENTAL INVOLVEMENT AND FAMILY ENGAGEMENT

The Office of Parental Involvement and Family Engagement is established pursuant to *Nevada Revised Statutes* (NRS) 385.630 to carry out and increase parental involvement and family engagement in the public schools. In addition, NRS 385.610 establishes the Advisory Council on Parental Involvement and Parental Engagement to review the policies and practices adopted by the State Board of Education and the board of trustees of each school district.

The Executive Budget recommends a General Fund appropriation of $4,717 in each year of the 2015-17 biennium to fund the operating costs of the Council on Parental Involvement. The Governor also recommends one new Education Program Professional position and associated operating costs to continue funding for the Anti-Bullying Program previously funded by a federal grant that will no longer be available.

OFFICE OF EARLY LEARNING AND DEVELOPMENT

On October 10, 2013, the Governor issued Executive Order 2013-16, which authorized the relocation of the Head Start State Collaboration and the Early Childhood Systems Office from the Department of Health and Human Services to the Department of Education. The newly created Office of Early Learning and Development within the Department of Education manages and administers programs for at-risk children who are ready for kindergarten, as well as administers federal Head Start and certain Child Care Development Fund programs. The office focuses on quality and accessible preschool programs.

The Governor recommends General Fund appropriations of $10.3 million over the 2015-17 biennium to match $20.7 million in federal funds over the 2015-17 biennium for a new federal Nevada Ready! High Quality Preschool Development Grant to expand quality and access to preschool services in identified high need communities. The Executive Budget also includes a General Fund appropriation of $125,000 in FY 2016 to fund a feasibility study for preschool social impact bonds.

STUDENT AND SCHOOL SUPPORT

The federal Elementary and Secondary Education Act (ESEA) provides support for students and schools deemed at risk, students who live in poverty, migrants, Native Americans and English Language Learners. The department distributes federal ESEA funds and monitors compliance with federal requirements. The state supplements efforts for school improvement and to ensure the provision of a safe and respectful school environment through staff, vendors, and programs assigned to this budget account.

The Executive Budget recommends General Fund appropriations of $1.5 million over the 2015-17 biennium to fund: the expansion of the Advanced Placement Examinations in high schools; a one-time screening device and annual evaluation of the Social Worker/Mental Health professionals program; costs for screening and evaluation of the Underperforming Schools Turnaround Program; and additional travel and operating for Zoom school monitoring.

LITERACY PROGRAM

The Literacy Program office receives federal funds for the Striving Readers literacy program grant for staff, programs and related costs to improve reading proficiency. The Governor recommends General Fund appropriations of $6.1 million over the 2015-17 biennium to fund the End of Course Examinations that are not supported by federal State Assessment grant funds.

DATA SYSTEMS MANAGEMENT

The Data Systems Management office maintains an automated system of accountability information for Pre-K through grade 12 students to provide and report information and make longitudinal comparisons and analyses. This budget contains funding for the costs of department staff, vendor services, data system operations and all system hardware and software.

The Governor recommends General Fund appropriations totaling $5.5 million over the 2015-17 biennium to fund a contract for the Infinite Campus statewide student information system, enhancements to the Nevada School Performance Framework, including the addition of a school climate survey to the system and to support the development of a state version of Infinite Campus to be used for data collection.

STATE PUBLIC CHARTER SCHOOL AUTHORITY

The State Public Charter School Authority (SPCSA) is responsible for providing oversight and technical assistance to state sponsored charter schools, as well as fostering a climate in which all charter schools can succeed. As of school year 2014-2015, the SPCSA sponsors 22 charter schools throughout the state. The SPCSA is funded by a 1.5 percent administrative fee on each sponsored school's per-pupil funding from the Distributive School Account; however, NRS 386.570 authorizes the SPCSA to collect up to a 2 percent administrative fee. Additionally, the SPCSA, as a Local Education Agency, receives federal funding authorized by the Elementary and Secondary Education Act (ESEA) and the Individuals with Disabilities Education Act (IDEA).

The Executive Budget recommends administrative fee revenue of $2.4 million in FY 2016 and $2.8 million in FY 2017, a 118.2 percent increase and a 16.7 percent increase, respectively, when compared to FY 2014 actual fee revenue of $1.1 million and recommended fee revenue of $2.4 million in FY 2016. In addition, the Governor recommends federal funding of $4.1 million in each year of the 2015-17 biennium.

The Executive Budget also recommends a reserve reduction of $560,538 over the 2015-17 biennium to fund four new positions and related operating costs to support increased workload resulting from growth in the number of state authorized charter schools. The recommended new positions include one unclassified Deputy Director to be located in Las Vegas, one Accountant, one Management Analyst and one Accounting Assistant. Additionally, to restore funding proposed to be transferred to the State General Fund in FY 2015 to meet existing state obligations, the Governor proposes a one-time General Fund appropriation of $400,000 in FY 2016 to the revolving loan account for charter schools.

NEVADA SYSTEM OF HIGHER EDUCATION

The Nevada System of Higher Education (NSHE) is governed by an elected, 13-member Board of Regents. The System comprises the Chancellor's Office; the University of Nevada, Reno (UNR); the University of Nevada, Las Vegas (UNLV); the Nevada State College at Henderson (NSC); the College of Southern Nevada (CSN); Great Basin College (GBC); Truckee Meadows Community College (TMCC); Western Nevada College (WNC); the UNR School of Medicine (UNSOM), the UNLV Law School, the UNLV Dental School and the Desert Research Institute (DRI).

Excluding the Western Interstate Commission for Higher Education (WICHE) budgets, The Executive Budget includes $1.637 billion for NSHE's total operating budget over the 2015-17 biennium. The recommendation represents a 9.4 percent or $140.7 million increase above the $1.496 billion approved by the Legislature for the 2013-15 biennium.

Funding Source (Excludes WICHE)	2013-15 Leg. App. (Millions)	2015-17 Gov. Rec. (Millions)	2015-17 Dollar Change (Millions)	Percent Change
State General Fund	$971.3	$1,062.1	$90.8	9.3%
Student Fees/Tuition Revenue[a.]	$514.1	$564.1	$50.0	9.7%
Federal/Other Funds	$10.8	$10.7	-$0.1	-1.0%
TOTAL[b.]	**$1,496.1**	**$1,636.8**	**$140.7**	**9.4%**

[a.] Registration (per credit hour) fees, Non-Resident Tuition, Miscellaneous Student Fees. For the 2015-17 Biennium, undergraduate registration fees increase 4.0% per year at the community colleges and universities and 2.5% in FY 2016 and 3.5% in FY 2017 at Nevada State College as approved by the Board of Regents and recommended by the Governor.
[b.] The total amounts for the biennium are based on full dollar figures and therefore will not sum to the amounts reflected for the three revenue sources due to rounding.

GOVERNOR RECOMMENDS 9.3 PERCENT GENERAL FUND INCREASE

The Executive Budget recommends a 9.3 percent or $90.8 million increase in General Fund appropriations, to $1.062 billion for the 2015-17 biennium. Compared to the FY 2015 General Fund appropriations approved by the 2013 Legislature, the Governor recommends increases to the seven campus formula accounts of 7.1 percent or $27.0 million in FY 2016 and 7.4 percent or $28.1 million in FY 2017. The increase for the seven instructional formula accounts is primarily attributed to increases in salary and related position costs resulting from the removal

of the furlough and budgeting for classified position step increases. Cumulatively, General Fund appropriations for the DRI and the professional schools, inclusive of the Governor's recommendation of funding for a UNLV Medical School, increase by 9.2 percent or $4.9 million in FY 2016 and 24.3 percent or $13.0 million in FY 2017 compared to FY 2015 appropriations approved by the 2013 Legislature. As reflected in the following table, the increases for the professional schools are primarily driven by the existing and proposed Medical Schools and Law School funding. Recommended General Fund appropriations for DRI decrease in each year of the biennium compared to the FY 2015 amount approved by the 2013 Legislature. The balance of the increase recommended in TheExecutive Budget occurs across the NSHE's non-formula accounts. The following table provides a comparison with the FY 2015 General Fund appropriation levels.

2015-17 Biennium
Governor Recommended Total General Fund Appropriations Compared to FY 2015
(Inclusive of Performance Funding)

Institution	FY 2015 Leg Approved Gen. Fund	FY 2016 General Fund (Gov. Rec.)	% Change Over FY 2015	FY 2017 General Fund (Gov. Rec.)	% Change Over FY 2015
UNLV[1]	$ 130,431,946	$ 145,189,585	11.3%	$ 145,911,069	11.9%
UNR[1]	$ 91,307,153	$ 104,375,342	14.3%	$ 104,533,772	14.5%
CSN[1]	$ 87,518,652	$ 88,593,269	1.2%	$ 88,733,244	1.4%
GBC[1]	$ 12,733,883	$ 10,657,052	-16.3%	$ 10,672,099	-16.2%
TMCC[1]	$ 30,367,228	$ 30,349,436	-0.1%	$ 30,397,388	0.1%
WNC[1]	$ 13,596,404	$ 11,880,772	-12.6%	$ 11,898,224	-12.5%
NSC[1]	$ 12,568,654	$ 14,462,027	15.1%	$ 14,484,876	15.2%
Formula Accounts SUBTOTAL	**$ 378,523,920**	**$ 405,507,483**	**7.1%**	**$ 406,630,672**	**7.4%**
MEDICAL (UNSOM)	$ 31,253,285	$ 32,869,159	5.2%	$ 34,985,486	11.9%
MEDICAL (UNLV)	$ -	$ 1,200,000	n/a	$ 7,100,000	n/a
LAW	$ 7,404,114	$ 9,409,503	27.1%	$ 9,419,301	27.2%
DENTAL	$ 7,422,189	$ 8,214,500	10.7%	$ 8,302,288	11.9%
DRI[2]	$ 7,526,457	$ 6,858,842	-8.9%	$ 6,819,009	-9.4%
Professional School SUBTOTAL	**$ 53,606,045**	**$ 58,552,004**	**9.2%**	**$ 66,626,084**	**24.3%**
Non-Formula Accounts SUBTOTAL	**$ 59,533,263**	**$ 62,264,001**	**4.6%**	**$ 62,479,530**	**4.9%**
NSHE TOTAL	**$ 491,663,228**	**$ 526,323,488**	**7.0%**	**$ 535,736,286**	**9.0%**

Notes:
[1] Amounts are inclusive of performance funding.
[2] As directed by the 2013 Legislature, the Governor's recommended budget for DRI implements the new funding formula to determine General Fund appropriations, which utilizes a sliding scale calculation based on the level of grant activity.

NSHE FUNDING FORMULA AND PERFORMANCE FUNDING POOL FOR INSTRUCTIONAL BUDGETS

The Executive Budget continues the funding formula policies adopted by the 2013 Legislature. The following summarizes the major components of the NSHE funding formula for the seven instructional budgets:

1. Weighted Student Credit Hours (WSCH): General Fund appropriations recommended for the 2015-17 biennium instructional budgets for the UNR, UNLV, CSN, GBC, TMCC, WNC and NSC are primarily based upon the distribution of completed WSCH by Nevada resident students. The WSCHs for non-resident students are excluded. As recommended by the Governor, and consistent with the policy adopted by the 2013 Legislature, the value of each WSCH is uniform across all institutions and is calculated by dividing the available General Fund appropriations in each fiscal year, after any "pre-formula allocations" are distributed, by the total number of FY 2014 WSCH.

   For FY 2016 and FY 2017, the calculated General Fund value of a WSCH is $153.09 and $153.33, respectively, compared to the legislatively approved WSCH calculated General Fund value of $141.50 for FY 2015. After calculating the value of the WSCH, The Executive Budget reallocates available General Fund appropriations through the formula in the M-204 decision unit. Available General Fund appropriations are determined through the traditional base, maintenance, and enhancement methodology, less any pre-formula allocations (i.e., small institution and research space operations and maintenance [O&M] funding).

   The Executive Budget does not include funding for the separate enhancement requested by NSHE to increase the WSCH value by $5, which would have increased General Fund appropriations by $12.9 million in each year of the 2015-17 biennium.

2. Weighting of Credit Hours: The Executive Budget utilizes the same credit hour weighting taxonomy as approved by the 2013 Legislature. The student credit hours are weighted by discipline cluster developed by the National Center for Higher Education Management Systems (NCHEMS).

3. Calculation of Weighted Student Credit Hours: The Governor recommends the exclusion of WSCH tied to "F" grades for non-attendance/effort for the 2015-17 biennium. The Executive Budget recommends a caseload adjustment resulting from a system-wide 3.5 percent increase in FY 2014 WSCH compared to FY 2012, adjusted for the removal of "F" grades for non-attendance/effort. The funding adjustments to exclude "F" grades and account for the change in WSCH by institution are combined and recommended in the M-203 decision unit and based on the FY 2015 calculated WSCH value of $141.50, as reflected in the following table. Consistent with the 2013 money committees' policy, The Executive Budget utilizes the FY 2014 WSCH to reallocate General Fund appropriations through the funding formula in FY 2016 and FY 2017. The caseload adjustments are included in the available funding (pre-formula) used to calculate the recommended value of the WSCH for FY 2016 and FY 2017.

Governor's Recommended Weighted Student Credit Hour Caseload Adjustment by Institution					
	FY 2012 WSCH Excludes "F" Grades for Non-Attendance/Effort	FY 2014 WSCH Excludes "F" Grades for Non-Attendance/Effort	WSCH Difference	FY 2015 WSCH Calculated Value (Leg. App.)	FY 2016/2017 Caseload Adjustment (Gov. Rec.)
UNLV	872,181	915,704	43,523	$ 141.50	$ 6,158,505
UNR	612,130	655,013	42,883	$ 141.50	$ 6,067,945
CSN	586,695	578,716	(7,979)	$ 141.50	$ (1,129,029)
GBC	59,134	62,209	3,075	$ 141.50	$ 435,113
TMCC	201,083	198,251	(2,832)	$ 141.50	$ (400,728)
WNC	69,964	72,151	2,187	$ 141.50	$ 309,461
NSC	89,326	94,470	5,144	$ 141.50	$ 727,876
Total	**2,490,513**	**2,576,514**	**86,001**	**$ 141.50**	**$ 12,169,143**

Note: M-203 decision unit funding change combines the adjustments to exclude "F" grades for non-attendance/effort and to address the caseload adjustment resulting from an increase/decrease in WSCH for each institution in FY 2014 compared to FY 2012.

4. Small Institution Funding: The Governor recommends that GBC and WNC cumulatively receive General Fund appropriations totaling $2.0 million in each fiscal year of the 2015-17 biennium for small institution funding. This funding is allocated prior to the calculation of the WSCH value, in recognition that all institutions have certain fixed administrative costs regardless of size. However, at the larger institutions, sufficient fee revenues are collected to not require additional General Fund support. The level of recommended funding for GBC and WNC is determined by the actual number of WSCHs greater than 50,000, but less than 100,000, with a maximum amount for each institution of $1.5 million per year. For the purposes of calculating the small institution funding, each WSCH is valued at $30.00. The small institution funding recommended for the 2015-17 biennium is as follows:

Governor's Recommended Small Institution Funding Allocations					
	FY 2015 (Leg. App.)	FY 2016 (Gov. Rec.)	FY 2017 (Gov. Rec.)	Annual % Change Compared to FY 2015	2015-17 Biennium Total (Gov. Rec.)
GBC	$ 1,176,930	$ 1,133,730	$ 1,133,730	-3.7%	$ 2,267,460
WNC	$ 767,580	$ 835,470	$ 835,470	8.8%	$ 1,670,940
Total	**$ 1,944,510**	**$ 1,969,200**	**$ 1,969,200**	**1.3%**	**$ 3,938,400**

Note: M-201 decision unit reflects net change in funding as base funding includes General Fund appropriations for the Small Institution Funding. This table reflects the total amount requested.

5. Mitigation for GBC and WNC: The Executive Budget recommends the elimination of $5.3 million in one-time General Fund appropriations for GBC ($3.0 million) and WNC ($2.3 million) approved by the 2013 Legislature for the current biennium to offset the General Fund appropriation reductions that occurred at GBC and WNC as a result of distributing funding based upon the WSCH formula. The Executive Budget does not recommend the continuation of mitigation funding in the 2015-17 biennium.

6. Research Space Operations and Maintenance Carve-Out: The Governor recommends General Fund appropriations of $9.1 million in research space O&M funding for UNLV ($5.0 million) and UNR ($4.1 million) in each year of the 2015-17 biennium. The recommendation represents a combined annual increase of 6.8 percent or $583,211 compared to the $8.5 million approved by the 2013 Legislature for FY 2015. This funding is allocated prior to the calculation of the WSCH value.

University Research Space Operation and Maintenance (O&M) Funding Allocations					
	FY 2015 Research O&M (Leg. App.)[1]	FY 2016 Research O&M (Gov. Rec.)	FY 2017 Research O&M (Gov. Rec.)	Annual % Change Compared to FY 2015	2015-17 Biennium Research O&M (Gov. Rec.)
UNLV	$ 4,944,173	$ 5,008,199	$ 5,008,199	1.3%	$ 10,016,398
UNR	$ 3,582,891	$ 4,102,076	$ 4,102,076	14.5%	$ 8,204,152
Total	**$ 8,527,064**	**$ 9,110,275**	**$ 9,110,275**	**6.8%**	**$ 18,220,550**

[1] Of the total amount, the 2013 Legislature approved the redistribution of $1.7 million "post-formula" to UNLV from CSN ($1.2 million) and NSC ($566,616). The Governor is recommending that UNLV retain that level of funding in the base budget, and does not recommend that new General Fund appropriations be added to restore formula funding at CSN and NSC.
Note: M-200 decision unit reflects net change in funding as base funding includes General Fund appropriations for Research O&M. This table reflects the total amount requested.

7. Performance Funding Pool Set-Aside: Consistent with the policy adopted by the 2013 Legislature, the Governor recommends a 10 percent ($40.6 million) and 15 percent ($60.9 million) set-aside of General Fund appropriations for the performance funding pool in FY 2016 and FY 2017, respectively. These General Fund appropriations are transferred from each institution's instructional budget to the Performance Funding budget. Based on the institution's performance, funds would then be transferred from the new budget to the applicable institution's instructional budget. In order to allow for sufficient advance planning of operational costs and budgeting, the performance funding earned for a fiscal year is based on actual performance from two years preceding the fiscal year in which funds are appropriated. For example, the recommended FY 2016 performance funding transfer would be based on actual FY 2014 performance. This allows for the performance funding to be made available for, and transferred to the institutions at the beginning of the fiscal year in which they will be expended. The majority of the performance metrics are based on the number of students graduating/earning certificates. The following table reflects the amount of General Fund appropriations in FY 2016 and FY 2017 that are recommended for transfer to the Performance Funding Pool in The Executive Budget.

FY 2016 General Fund Appropriation Performance Funding Set-Aside				FY 2017 General Fund Appropriation Performance Funding Set-Aside		
Institution	FY 2016 Total Budgeted General Funds (Gov. Rec.)	10% Set-Aside		Institution	FY 2017 Total Budgeted General Funds (Gov. Rec.)	15% Set-Aside
UNLV	$ 145,189,585	$ 14,518,959		UNLV[1]	$ 145,411,069	$ 21,811,660
UNR	$ 104,375,342	$ 10,437,534		UNR	$ 104,533,772	$ 15,680,066
CSN	$ 88,593,269	$ 8,859,327		CSN	$ 88,733,244	$ 13,309,987
GBC	$ 10,657,052	$ 1,065,705		GBC	$ 10,672,099	$ 1,600,815
TMCC	$ 30,349,436	$ 3,034,944		TMCC	$ 30,397,388	$ 4,559,608
WNC	$ 11,880,772	$ 1,188,077		WNC	$ 11,898,224	$ 1,784,733
NSC	$ 14,462,027	$ 1,446,203		NSC	$ 14,484,876	$ 2,172,731
TOTAL	**$ 405,507,483**	**$ 40,550,748**		**TOTAL**	**$ 406,130,672**	**$ 60,919,600**

[1] Excludes the $500,000 recommended to support a portion of the construction costs for the new Hotel College Academic Building CIP Project (15-C78).

BUDGETING OF STUDENT-DERIVED REVENUES

The budgeting of student-derived revenues is based upon budget policy decisions adopted by prior Legislatures rather than being a function of the funding formula or a statutory requirement. In addition, whether student-derived revenues are counted first and/or considered an offset to General Fund appropriations is not dictated by the funding formula. The Executive Budget continues the policy adopted by the 2013 money committees that for purposes of determining the level of General Fund appropriations to be budgeted in NSHE's state-supported operating budgets, projected non-General Fund revenues do not offset the amount of General Fund appropriations that would otherwise be appropriated.

APPROVED STUDENT REGISTRATION FEE AND NON-RESIDENT TUITION LEVELS

For the 2015-17 biennium, the Board of Regents approved an increase in the undergraduate registration fees at the universities and community colleges by 4 percent in each of the next four academic years. For Nevada State College, the Board of Regents approved an increase in the undergraduate registration fees of 2.5 percent in academic year 2015-16 and an increase of 3.5 percent in each of the next three academic years. Additionally, for Nevada State College, the Board approved a 4 percent increase in non-resident tuition in each of the next four academic years. The following table displays the Board of Regents approved fees upon which registration fee and non-resident tuition revenues contained in The Executive Budget are based.

As shown in the following tables, The Executive Budget recommends student registration fee and non-resident tuition revenues over the 2015-17 biennium of $431.2 million and $126.9 million, respectively, for the seven teaching institutions and three professional schools. Non-General Fund revenue increases/decreases compared to the adjusted base budget are recommended in the M-210 decision unit.

Governor's Recommended 2015-17 Biennium Registration Fee Revenues						
Institution	FY 2015 Leg. App.	FY 2015 Leg App Adjusted for IFC/Board of Regents Augmentations (YTD)	FY 2016 Gov. Rec.	%Change FY 2016/ FY 2015 (YTD)	FY 2017 Gov. Rec.	%Change FY 2017/ FY 2015 (YTD)
UNLV	$ 69,600,488	$ 76,169,797	$ 73,836,901	-3.1%	$ 76,590,833	0.6%
UNR[1]	$ 51,854,750	$ 59,878,500	$ 59,039,589	-1.4%	$ 62,581,540	4.5%
CSN	$ 37,770,684	$ 37,770,684	$ 36,522,404	-3.3%	$ 38,256,780	1.3%
GBC	$ 3,273,904	$ 3,273,904	$ 3,780,304	15.5%	$ 3,924,899	19.9%
TMCC[1]	$ 11,828,349	$ 11,828,349	$ 11,633,189	-1.6%	$ 12,025,650	1.7%
WNC	$ 4,429,311	$ 4,429,311	$ 4,624,306	4.4%	$ 4,794,258	8.2%
NSC	$ 5,183,791	$ 6,499,668	$ 5,412,115	-16.7%	$ 5,601,539	-13.8%
Subtotal	**$ 183,941,277**	**$ 199,850,213**	**$ 194,848,808**	**-2.5%**	**$ 203,775,499**	**2.0%**
UNSOM	$ 5,036,120	$ 5,036,120	$ 5,038,334	0.0%	$ 5,184,115	2.9%
UNLV Dental	$ 6,974,652	$ 6,974,652	$ 7,216,979	3.5%	$ 7,481,352	7.3%
UNLV Law	$ 4,684,078	$ 4,684,078	$ 3,767,458	-19.6%	$ 3,928,354	-16.1%
Subtotal	**$ 16,694,850**	**$ 16,694,850**	**$ 16,022,771**	**-4.0%**	**$ 16,593,821**	**-0.6%**
Totals	**$ 200,636,127**	**$ 216,545,063**	**$ 210,871,579**	**-2.6%**	**$ 220,369,320**	**1.8%**

1. UNR FY 2015 amount includes $421,000 in unexpended Registration Fees collected in FY 2014 and balanced forward into FY 2015. TMCC includes $232,813 in FY 2014 Registration Fees balanced forward in FY 2015. Both actions are pursuant to Section 25 of SB 521 (Authorization Act) of 2013 Session.

Governor's Recommended 2015-17 Biennium Non-Resident Tuition Revenues						
Institution	FY 2015 Leg. App.	FY 2015 Leg App Adjusted for IFC/Board of Regents Augmentations (YTD)	FY 2016 Gov. Rec.	% Change FY 2016/ FY 2015 (YTD)	FY 2017 Gov. Rec.	% Change FY 2017/ FY 2015 (YTD)
UNLV	$ 27,809,892	$ 29,596,597	$ 27,293,039	-7.8%	$ 27,420,764	-7.4%
UNR	$ 16,427,234	$ 26,611,381	$ 23,511,661	-11.6%	$ 24,874,442	-6.5%
CSN	$ 6,123,272	$ 6,123,272	$ 7,449,262	21.7%	$ 7,614,823	24.4%
GBC	$ 245,688	$ 245,688	$ 231,263	-5.9%	$ 237,045	-3.5%
TMCC	$ 1,019,693	$ 1,486,964	$ 1,120,816	-24.6%	$ 1,244,326	-16.3%
WNC	$ 1,738,917	$ 1,738,917	$ 361,289	-79.2%	$ 370,321	-78.7%
NSC	$ 387,307	$ 508,424	$ 436,057	-14.2%	$ 453,499	-10.8%
Subtotal	**$ 53,752,003**	**$ 66,311,243**	**$ 60,403,387**	**-8.9%**	**$ 62,215,220**	**-6.2%**
UNSOM	$ 876,960	$ 876,960	$ 576,726	-34.2%	$ 528,300	-39.8%
UNLV Dental	$ 751,130	$ 1,129,920	$ 1,308,676	15.8%	$ 1,361,035	20.5%
UNLV Law	$ 428,404	$ 428,404	$ 283,444	-33.8%	$ 260,279	-39.2%
Subtotal	**$ 2,056,494**	**$ 2,435,284**	**$ 2,168,846**	**-10.9%**	**$ 2,149,614**	**-11.7%**
Totals	**$ 55,808,497**	**$ 68,746,527**	**$ 62,572,233**	**-9.0%**	**$ 64,364,834**	**-6.4%**

EDUCATION FOR DEPENDENT CHILDREN

The Governor recommends the inclusion of the Education for Dependent Children budget in The Executive Budget. The Trust Account for the Education of Dependent Children was established by the 1995 Legislature, and currently is a non-executive budget, requiring specific legislation to appropriate General Funds to the account. The fund supports costs for registration fees, laboratory fees and expenses for textbooks and course material incurred by dependent children of Public Safety Officers who were killed in the line of duty. The budget includes funding to support the costs of four students in each year of the 2015-17 biennium.

MEDICAL EDUCATION EXPANSION

1. UNLV School of Medicine: The Governor recommends General Fund appropriations of $1.2 million in FY 2016 and $7.1 million in FY 2017 to provide start-up costs for the development of a "full-scale research-intensive" allopathic medical school at UNLV. The NSHE had requested $26.7 million over the 2015-17 biennium (FY 2016: $7.1 million, FY 2017: $19.6 million) for implementation of the school and staff/faculty recruitment, including efforts to achieve accreditation from the Liaison Committee on Medical Education. Based on the General Fund appropriations requested by the agency, NSHE anticipated an entering class of 60 students in FY 2018. The impact of the Governor's recommendation to fund a portion of the request is unclear at this time.

2. University of Nevada School of Medicine: The Executive Budget recommends General Fund appropriations of $2.5 million in the 2015-17 biennium to purchase video equipment and fund public medical education expansion through Project Echo Nevada for telehealth linkages that connect university faculty with primary care providers in rural underserved areas. In addition, the recommended funding supports the Renown Partnership to expand medical education programs for students and resident physicians.

3. Special Appropriations: The Governor recommends General Fund appropriations of $10.0 million in the Department of Administration's Special Appropriations budget for providing grants to expand graduate medical education. Based upon the limited information provided, the grants will fund efforts to train quality doctors through residencies and fellowships, with the goal of retaining those doctors in the state to improve the quality of available healthcare.

UNLV LAW SCHOOL

The Governor recommends General Fund appropriations of $1.5 million in each year of the 2015-17 biennium to partially offset a revenue reduction resulting from lower enrollments at the UNLV Law School. Due to declining law school enrollments nationwide, the Board of Regents and UNLV Boyd School of Law have intentionally reduced class sizes from 150 to 110 students to maintain student quality. In addition to the requested new General Fund support, a combination of expenditure reductions and fee increases will assist in addressing the reduced funding.

DESERT RESEARCH INSTITUTE (DRI) FUNDING FORMULA

As directed by the 2013 Legislature, The Executive Budget recommends funding for DRI based on the new formula model for institutional support and research administration functions. The formula model is a sliding scale calculation based on the level of grant activity. State support is calculated at 12 percent of the first $25.0 million of grants and contracts. An additional 7.5 percent would be calculated on the next $5.0 million in grants and contracts (from $25.0 million to $30.0 million), 6 percent of the next $5.0 million in grants and contracts (from $30.0 million to $35.0 million), and 5 percent of any additional grants and contracts above $35.0 million. The Desert Research Institute's O&M costs continue to be funded using the existing Base, Maintenance, and Enhancement methodology. Based upon the formula, the Governor recommends decreases in General Fund appropriations of $975,718 and $1.1 million in FY 2016 and FY 2017, respectively. As a result, The Executive Budget recommends General Fund appropriations of $6.9 million in FY 2016 and $6.8 million in FY 2017, compared to the FY 2015 legislatively approved amount of $7.5 million.

NSHE requested General Fund appropriations of $125,312 in each year of the biennium, indicating that the amount would provide an increase equal to the funding requested for the seven teaching institutions through a $5 increase to the WSCH value. In addition, NSHE requested General Fund appropriations of $352,000 in each year of the biennium for bridge funding to assist DRI in adjusting to the decreased appropriations resulting from the funding formula. The Executive Budget does not include funding for either of the two requests.

ADJUSTED BASE

The adjusted base totals $776.0 million in FY 2016, reflecting a 0.2 percent decrease over the FY 2015 legislatively approved adjusted base budget of $777.8 million. In FY 2017, the adjusted base increases to $778.8 million, a 0.1 percent increase from FY 2015. Pursuant to the 2015-17 biennium budget instructions, NSHE's requested adjusted base budget included the restoration of professional merit, classified step increases, longevity, and the removal of furlough. The Executive Budget subsequently recommends the removal of longevity in both FY 2016 and FY 2017.

The Executive Budget does not recommend funding for professional merit in the NSHE budgets, which results in a decrease in General Fund appropriations by $9.4 million in FY 2016 and $19.1 million in FY 2017 from the adjusted base budget. However, classified positions within NSHE are budgeted for merit increases in the Governor's recommended budget, consistent with other state agencies.

CAPITAL IMPROVEMENTS

As shown in the following table, The Executive Budget includes funding for one capital improvement construction project – UNLV's Hotel College Academic building. This construction project is a continuation of the planning project approved by the 2013 Legislature (13-P05, Planning through Construction Documents, UNLV Hotel

College Academic Building). Planning efforts for the construction of the new building were first approved by the 2009 Legislature; however, the project (CIP Project 09-P02a) was put on hold due to a lack of available state funding and a proposed change to the site of the building. The overall funding approved for both planning projects (09-P02a and 13-P05) included a split of 60 percent state funds, and 40 percent university funds. The recommended funding split for the 2015 CIP construction project is 49 percent state funds and 51 percent university funds. In addition, The Executive Budget includes a $500,000 General Fund appropriation in UNLV's state-supported operating budget in FY 2017 to support a portion of the construction costs for the project.

Additionally, $15.0 million ($7.5 million/state and $7.5 million/SHECC, slot machine excise tax revenues) is recommended to fund various NSHE deferred maintenance projects.

2015-17 Biennium Governor Recommended NSHE Capital Improvement Projects					
Project Number	**Institution**	**Project Description**	**State Funds (Millions)**	**Other Funds (Millions)**	**Total Request (Millions)**
		Construction Project			
15-C78	UNLV	Hotel College Academic Building - UNLV[1]	$23.90	$24.90	$48.80
		Construction Subtotal	**$23.90**	**$24.90**	**$48.80**
		Systemwide Deferred Maintenance			
15-M42	NSHE	Deferred Maintenance: HECC/SHECC Projects[2]			
		UNLV	$2.46	$2.46	$4.92
		UNR	$2.61	$2.61	$5.22
		CSN	$1.14	$1.14	$2.27
		TMCC	$0.42	$0.42	$0.84
		WNC	$0.24	$0.24	$0.48
		GBC	$0.19	$0.19	$0.37
		DRI	$0.21	$0.21	$0.42
		NSC	$0.09	$0.09	$0.18
		System Administration	$0.05	$0.05	$0.10
		Contingency Pool	$0.10	$0.10	$0.20
		Deferred Maintenance Subtotal	**$7.50**	**$7.50**	**$15.00**
		NSHE CIP TOTAL	**$31.40**	**$32.40**	**$63.80**

[1] Funding for CIP Project 15-C78 is reflective of revisions made prior to the finalization of the Governor's recommended 2015 CIP, and therefore, the state and other funds in this table differ from the amounts that are presented in The Executive Budget (APPENDIX-4).
[2] HECC: Capital Construction Fund for Higher Education. SHECC: Special Capital Construction Fund for Higher Education. NRS 463.385

NSHE RELATED ITEMS

1. The Knowledge Fund: The Executive Budget recommends General Fund appropriations of $14.0 million over the 2015-17 biennium in the Nevada Knowledge Fund budget within the Governor's Office of Economic Development (GOED). *Nevada Revised Statutes* 231.1592 established the Knowledge Account for the development and commercialization of research and technology at the UNLV, UNR, and DRI. The Executive Director of the GOED allocates the money in the Knowledge Account to provide funding for: (1) the recruitment, hiring and retention of faculty and teams to conduct research in science and technology; (2) research laboratories and related equipment; (3) the construction of research clinics, institutes and facilities and related buildings in the state; and (4) matching

funds for federal and private grants that further economic development. The GOED and UNLV, UNR and DRI are authorized to enter into agreements for the allocation of commercialization revenue generated from programs receiving money from the Knowledge Account.

2. Governor's Office of Science, Innovation and Technology: Based upon the Brookings Institution proposal, the Governor recommends General Fund appropriations of $1.0 million and $2.0 million in FY 2016 and FY 2017, respectively, to fund Science, Technology, Engineering and Math (STEM) Workforce Challenge grant programs in the new Office of Science, Innovation and Technology budget. The Executive Budget indicates the intent is to strengthen regional workforce programs in STEM-related fields in coordination with the Governor's Office of Economic Development, the NSHE, and the Department of Employment, Training and Rehabilitation.

WESTERN INTERSTATE COMMISSION FOR HIGHER EDUCATION

Nevada's participation in the Western Regional Education Compact and membership in the Western Interstate Commission for Higher Education (WICHE) provides assistance to students seeking education in various professional fields of study not offered by higher education institutions within the state. The Governor recommends General Fund appropriations of $765,994 and $773,572 in Fiscal Years 2016 and 2017, respectively, for the Loan and Stipend account compared to FY 2015 appropriations of $757,357. Total Loan and Stipend account funding recommended by the Governor is $1.1 million in both FY 2016 and FY 2017, which includes a structural change to shift support to the Professional Student Exchange Program (PSEP) and Health Care Access Program (HCAP) in support of behavioral mental health expansion and post-graduate nursing slots.

As the result of budget reductions during the recession, and in an effort to preserve the integrity of its programs and maintain administrative support, WICHE was organizationally transferred from being a standalone commission to the Nevada System of Higher Education (NSHE) effective in FY 2010. However, as approved by the Nevada WICHE Commission at its October 6, 2014, meeting, The Executive Budget proposes to reverse the previous action and restore the WICHE as an independent entity no longer under the NSHE administrative structure. The WICHE Commission indicates the move would allow for greater efficiency and effectiveness. No new funding is included in The Executive Budget to facilitate the recommendations as the commission indicates there is no fiscal impact resulting from the transfer.

Nevada Legislative Counsel Bureau
Source of Funds Summary
2015-17 Fiscal Report

	2013-2014 Actual	2014-2015 Work Program	2015-2016 GOVERNOR RECOMMENDS	% Change	2016-2017 GOVERNOR RECOMMENDS	% Change
EDUCATION						
DEPARTMENT OF EDUCATION						
NDE - DISTRIBUTIVE SCHOOL ACCOUNT	1,444,906,082	1,388,620,575	1,415,577,446	1.94	1,419,995,840	.31
GENERAL FUND	1,150,272,644	1,094,389,841	1,099,712,143	.49	1,091,677,682	-.73
FEDERAL FUND	7,285,801	7,874,977	7,300,000	-7.30	7,300,000	
INTERAGENCY TRANSFER	141,236,516	136,653,300	152,603,303	11.67	157,394,158	3.14
OTHER FUND	146,111,121	149,702,457	155,962,000	4.18	163,624,000	4.91
NDE - OTHER STATE EDUCATION PROGRAMS	29,672,994	30,849,418	101,042,661	227.54	133,422,209	32.05
GENERAL FUND	30,430,651	30,466,533	101,042,661	231.65	133,422,209	32.05
BALANCE FORWARD	-382,884	382,885				
REVERSIONS	-374,773					
NDE - SCHOOL REMEDIATION TRUST FUND	87,804,251	114,287,322	168,428,366	47.37	195,320,167	15.97
GENERAL FUND	99,471,510	102,525,606	167,987,580	63.85	195,264,149	16.24
BALANCE FORWARD	-11,723,277	11,761,716	384,768	-96.73		
OTHER FUND	56,018		56,018		56,018	
NDE - STATE SUPPLEMENTAL SCHOOL SUPPORT ACCOUNT	141,236,517	136,653,300	151,857,000	11.13	156,293,000	2.92
OTHER FUND	141,236,517	136,653,300	151,857,000	11.13	156,293,000	2.92
NDE - PROFESSIONAL DEVELOPMENT PROGRAMS			12,447,381		12,427,426	-.16
GENERAL FUND			12,447,381		12,427,426	-.16
NDE - EDUCATIONAL TRUST ACCOUNT	366,150	478,946	589,852	23.16	612,622	3.86
BALANCE FORWARD	167,466	369,946	449,852	21.60	472,622	5.06
INTERAGENCY TRANSFER	198,684	109,000	140,000	28.44	140,000	
NDE - INCENTIVES FOR LICENSED EDUCATION PERSONNEL	4,940,767	9,619,234	3,000,000	-68.81	3,000,000	.00
GENERAL FUND	8,800,000	5,760,000	3,000,000	-47.92	3,000,000	
BALANCE FORWARD	-3,859,233	3,859,234				
NDE - OFFICE OF THE SUPERINTENDENT	3,846,868	5,954,785	1,446,522	-75.71	1,487,187	2.81
GENERAL FUND	2,628,655	5,870,136	1,446,522	-75.36	1,487,187	2.81
BALANCE FORWARD	1,461,294	38,707				
INTERAGENCY TRANSFER	356,170	19,287				
OTHER FUND	1,000	26,655				
REVERSIONS	-600,251					
NDE - DISTRICT SUPPORT SERVICES	1,760,511	1,889,671	1,320,358	-30.13	1,356,968	2.77
GENERAL FUND			802,332		830,892	3.56
INTERAGENCY TRANSFER	1,760,511	1,889,671	518,026	-72.59	526,076	1.55
NDE - STANDARDS AND INSTRUCTIONAL SUPPORT			2,270,025		2,265,606	-.19
GENERAL FUND			1,174,149		1,169,103	-.43
FEDERAL FUND			1,095,876		1,096,503	.06

Nevada Legislative Counsel Bureau
Source of Funds Summary
2015-17 Fiscal Report

	2013-2014 Actual	2014-2015 Work Program	2015-2016 GOVERNOR RECOMMENDS	% Change	2016-2017 GOVERNOR RECOMMENDS	% Change
NDE - DEPARTMENT SUPPORT SERVICES	2,250,598	3,983,060	4,887,592	22.71	5,760,070	17.85
BALANCE FORWARD	-243,409	705,838	1,401,653	98.58	2,235,313	59.48
INTERAGENCY TRANSFER	2,494,007	3,277,222	3,485,939	6.37	3,524,757	1.11
NDE - ASSESSMENTS AND ACCOUNTABILITY	5,783,832	6,697,029	18,847,103	181.42	18,758,618	-.47
GENERAL FUND	6,732,044	6,518,000	13,722,586	110.53	13,974,190	1.83
BALANCE FORWARD	-179,029	179,029	119,971	-32.99	119,971	
FEDERAL FUND			5,004,546		4,664,457	-6.80
REVERSIONS	-769,183					
NDE - EDUCATOR LICENSURE	1,360,704	2,557,819	2,797,449	9.37	2,759,185	-1.37
GENERAL FUND	100	100	100		100	
BALANCE FORWARD	-432,313	1,086,009	1,004,332	-7.52	966,068	-3.81
OTHER FUND	1,793,017	1,471,710	1,793,017	21.83	1,793,017	
REVERSIONS	-100					
NDE - EDUCATOR EFFECTIVENESS	150,000	170,000	11,414,027	6,614.13	10,818,072	-5.22
GENERAL FUND	150,000	170,000	315,058	85.33	341,702	8.46
FEDERAL FUND			11,098,969		10,476,370	-5.61
NDE - SCHOOL HEALTH EDUCATION - AIDS	27,112					
FEDERAL FUND	27,112					
NDE - GEAR UP	4,822,682	5,990,995	5,999,927	.15	6,000,695	.01
BALANCE FORWARD	4					
FEDERAL FUND	2,997,604	2,990,995	2,999,858	.30	3,000,550	.02
INTERAGENCY TRANSFER	1,825,074	3,000,000	3,000,069	.00	3,000,145	.00
NDE - PARENTAL INVOLVEMENT AND FAMILY ENGAGEMENT	216,248	423,810	201,286	-52.51	207,369	3.02
GENERAL FUND			193,286		199,369	3.15
BALANCE FORWARD	29,412	111,043				
FEDERAL FUND	96,273	130,087				
INTERAGENCY TRANSFER	68,863	164,680				
OTHER FUND	21,700	18,000	8,000	-55.56	8,000	
NDE - OFFICE OF EARLY LEARNING AND DEVELOPMENT	18,777,687	19,830,611	17,476,569	-11.87	21,909,983	25.37
GENERAL FUND			4,731,358		5,929,828	25.33
BALANCE FORWARD	42					
FEDERAL FUND	18,777,645	19,830,611	8,970,663	-54.76	12,205,607	36.06
INTERAGENCY TRANSFER			3,774,548		3,774,548	
NDE - STUDENT AND SCHOOL SUPPORT	107,878,696	117,536,954	140,159,537	19.25	140,219,222	.04
GENERAL FUND			1,904,801		1,938,811	1.79
BALANCE FORWARD	-5,599	5,608				
FEDERAL FUND	107,884,295	117,531,346	138,231,023	17.61	138,256,699	.02
INTERAGENCY TRANSFER			23,713		23,712	-.00

Nevada Legislative Counsel Bureau
Source of Funds Summary
2015-17 Fiscal Report

	2013-2014 Actual	2014-2015 Work Program	2015-2016 GOVERNOR RECOMMENDS	% Change	2016-2017 GOVERNOR RECOMMENDS	% Change
NDE - LITERACY PROGRAMS	29,356,923	46,786,815	14,534,000	-68.94	3,814,108	-73.76
GENERAL FUND			120,511		252,067	109.17
BALANCE FORWARD	17,628					
FEDERAL FUND	29,339,295	45,808,565	14,413,489	-68.54	3,562,041	-75.29
OTHER FUND		978,250				
NDE - CAREER AND TECHNICAL EDUCATION	8,829,818	12,601,522	8,814,636	-30.05	8,832,287	.20
GENERAL FUND	688,233	688,233	688,233		688,233	
BALANCE FORWARD	15					
FEDERAL FUND	8,141,570	11,913,289	8,126,403	-31.79	8,144,054	.22
NDE - CONTINUING EDUCATION	6,184,823	6,232,394	6,210,978	-.34	6,215,973	.08
GENERAL FUND	661,861	661,861	661,861		661,861	
BALANCE FORWARD	4					
FEDERAL FUND	5,524,524	5,570,533	5,549,117	-.38	5,554,112	.09
REVERSIONS	-1,566					
NDE - INDIVIDUALS WITH DISABILITIES (IDEA)	76,607,730	77,762,817	72,836,248	-6.34	72,718,501	-.16
GENERAL FUND	100	100	100		100	
BALANCE FORWARD	-117	132				
FEDERAL FUND	76,607,847	73,181,753	72,836,148	-.47	72,718,401	-.16
INTERAGENCY TRANSFER		4,580,832				
REVERSIONS	-100					
NDE - DATA SYSTEMS MANAGEMENT			4,303,151		4,305,061	.04
GENERAL FUND			3,849,529		4,187,789	8.79
FEDERAL FUND			453,622		117,272	-74.15
TOTAL DEPARTMENT OF EDUCATION	1,976,780,993	1,988,927,077	2,166,462,114	8.93	2,228,500,169	2.86
GENERAL FUND	1,299,835,798	1,247,050,410	1,413,800,191	13.37	1,467,452,698	3.79
BALANCE FORWARD	-15,149,996	18,500,147	3,360,576	-81.83	3,793,974	12.90
FEDERAL FUND	256,681,966	284,832,156	276,079,714	-3.07	267,096,066	-3.25
INTERAGENCY TRANSFER	147,939,825	149,693,992	163,545,598	9.25	168,383,396	2.96
OTHER FUND	289,219,373	288,850,372	309,676,035	7.21	321,774,035	3.91
REVERSIONS	-1,745,973					
COMMISSION ON POSTSECONDARY EDUCATION						
COMMISSION ON POSTSECONDARY EDUCATION	385,488	422,415	407,385	-3.56	412,195	1.18
GENERAL FUND	311,771	318,504	304,254	-4.47	309,064	1.58
FEDERAL FUND	98,823	103,911	103,131	-.75	103,131	
REVERSIONS	-25,106					
TOTAL COMMISSION ON POSTSECONDARY EDUCATION	385,488	422,415	407,385	-3.56	412,195	1.18
GENERAL FUND	311,771	318,504	304,254	-4.47	309,064	1.58
FEDERAL FUND	98,823	103,911	103,131	-.75	103,131	
REVERSIONS	-25,106					

Nevada Legislative Counsel Bureau
Source of Funds Summary
2015-17 Fiscal Report

	2013-2014 Actual	2014-2015 Work Program	2015-2016 GOVERNOR RECOMMENDS	% Change	2016-2017 GOVERNOR RECOMMENDS	% Change
STATE PUBLIC CHARTER SCHOOL AUTHORITY						
STATE PUBLIC CHARTER SCHOOL AUTHORITY	4,933,608	7,632,466	7,976,256	4.50	9,301,799	16.62
BALANCE FORWARD	-106,075	909,818	1,513,044	66.30	2,368,750	56.56
INTERAGENCY TRANSFER	2,140,854	2,962,705	2,281,598	-22.99	2,281,598	
OTHER FUND	2,898,829	3,759,943	4,181,614	11.21	4,651,451	11.24
PUBLIC CHARTER SCHOOL LOAN PROGRAM	144,413	702,227	958,422	36.48	419,725	-56.21
GENERAL FUND	750,000		400,000			
BALANCE FORWARD	-605,587	605,587	502,227	-17.07	358,422	-28.63
OTHER FUND		96,640	56,195	-41.85	61,303	9.09
TOTAL STATE PUBLIC CHARTER SCHOOL AUTHORITY	5,078,021	8,334,693	8,934,678	7.20	9,721,524	8.81
GENERAL FUND	750,000		400,000			
BALANCE FORWARD	-711,662	1,515,405	2,015,271	32.99	2,727,172	35.33
INTERAGENCY TRANSFER	2,140,854	2,962,705	2,281,598	-22.99	2,281,598	
OTHER FUND	2,898,829	3,856,583	4,237,809	9.89	4,712,754	11.21
NEVADA SYSTEM OF HIGHER EDUCATION						
NSHE - SYSTEM ADMINISTRATION	4,747,300	4,429,850	4,617,548	4.24	4,612,357	-.11
GENERAL FUND	4,589,482	4,318,390	4,506,088	4.35	4,500,897	-.12
INTERAGENCY TRANSFER	46,358					
OTHER FUND	111,460	111,460	111,460		111,460	
NSHE - SPECIAL PROJECTS	1,672,013	3,418,603	1,989,445	-41.81	1,988,735	-.04
GENERAL FUND	1,958,206	1,974,778	1,989,445	.74	1,988,735	-.04
BALANCE FORWARD	-251,469	1,443,825				
REVERSIONS	-34,724					
NSHE - UNIVERSITY PRESS	397,206	406,989	423,876	4.15	422,774	-.26
GENERAL FUND	397,206	406,989	423,876	4.15	422,774	-.26
NSHE - SYSTEM COMPUTING CENTER	16,567,788	16,870,709	17,558,385	4.08	17,743,953	1.06
GENERAL FUND	16,567,790	16,870,709	17,558,385	4.08	17,743,953	1.06
REVERSIONS	-2					
NSHE - STATE-FUNDED PERKINS LOAN	35,793	35,793	35,793	.00	35,793	.00
GENERAL FUND	35,793	35,793	35,793		35,793	
NSHE - EDUCATION FOR DEPENDENT CHILDREN	28,152	45,390	28,962	-36.19	17,150	-40.78
GENERAL FUND	20,000	20,000			5,288	
BALANCE FORWARD	8,131	25,340	28,912	14.10	11,812	-59.14
OTHER FUND	21	50	50		50	
NSHE - UNIVERSITY OF NEVADA - RENO	167,279,169	176,976,417	177,188,058	.12	177,018,688	-.10
GENERAL FUND	88,942,197	91,307,153	93,937,808	2.88	88,853,706	-5.41
INTERAGENCY TRANSFER	1,330,455	1,337,751				
OTHER FUND	77,006,517	84,331,513	83,250,250	-1.28	88,164,982	5.90

Nevada Legislative Counsel Bureau
Source of Funds Summary
2015-17 Fiscal Report

	2013-2014 Actual	2014-2015 Work Program	2015-2016 GOVERNOR RECOMMENDS	% Change	2016-2017 GOVERNOR RECOMMENDS	% Change
NSHE - INTERCOLLEGIATE ATHLETICS - UNR	4,965,230	4,972,752	5,200,306	4.58	5,204,327	.08
GENERAL FUND	4,952,507	4,972,752	5,200,306	4.58	5,204,327	.08
INTERAGENCY TRANSFER	12,723					
NSHE - STATEWIDE PROGRAMS - UNR	7,016,542	7,699,493	8,105,767	5.28	8,106,616	.01
GENERAL FUND	7,018,477	7,699,493	8,105,767	5.28	8,106,616	.01
REVERSIONS	-1,935					
NSHE - SCHOOL OF MEDICAL SCIENCES	36,045,826	37,179,365	38,498,940	3.55	40,710,906	5.75
GENERAL FUND	30,779,902	31,253,285	32,869,159	5.17	34,985,486	6.44
INTERAGENCY TRANSFER	260,585					
OTHER FUND	5,007,675	5,926,080	5,629,781	-5.00	5,725,420	1.70
REVERSIONS	-2,336					
NSHE - HEALTH LABORATORY AND RESEARCH	1,502,190	1,502,862	1,581,692	5.25	1,585,182	.22
GENERAL FUND	1,485,657	1,502,862	1,581,692	5.25	1,585,182	.22
INTERAGENCY TRANSFER	16,533					
NSHE - AGRICULTURAL EXPERIMENT STATION	6,455,608	6,523,281	6,819,117	4.54	6,821,152	.03
GENERAL FUND	4,764,698	4,872,744	5,108,856	4.85	5,110,891	.04
FEDERAL FUND	1,644,876	1,650,537	1,710,261	3.62	1,710,261	
INTERAGENCY TRANSFER	46,176					
REVERSIONS	-142					
NSHE - COOPERATIVE EXTENSION SERVICE	4,948,152	5,426,727	5,629,703	3.74	5,632,792	.05
GENERAL FUND	3,401,923	3,490,641	3,748,710	7.39	3,751,799	.08
FEDERAL FUND	985,804	1,364,922	1,289,838	-5.50	1,289,838	
OTHER FUND	560,425	571,164	591,155	3.50	591,155	
NSHE - BUSINESS CENTER NORTH	1,826,295	1,829,353	1,940,955	6.10	1,951,821	.56
GENERAL FUND	1,805,573	1,829,353	1,940,955	6.10	1,951,821	.56
INTERAGENCY TRANSFER	20,722					
NSHE - UNIVERSITY OF NEVADA - LAS VEGAS	231,595,664	237,189,365	234,164,367	-1.28	230,541,806	-1.55
GENERAL FUND	127,048,926	130,431,946	130,670,627	.18	124,099,409	-5.03
INTERAGENCY TRANSFER	2,187,456	2,199,225				
OTHER FUND	102,359,282	104,558,194	103,493,740	-1.02	106,442,397	2.85
NSHE - UNLV SCHOOL OF MEDICINE			1,200,000		7,100,000	491.67
GENERAL FUND			1,200,000		7,100,000	491.67
NSHE - INTERCOLLEGIATE ATHLETICS - UNLV	7,038,125	7,049,245	7,328,356	3.96	7,324,002	-.06
GENERAL FUND	7,020,612	7,049,245	7,328,356	3.96	7,324,002	-.06
INTERAGENCY TRANSFER	17,513					
NSHE - STATEWIDE PROGRAMS - UNLV	2,862,214	2,866,667	3,004,580	4.81	3,004,186	-.01
GENERAL FUND	2,850,091	2,866,667	3,004,580	4.81	3,004,186	-.01
INTERAGENCY TRANSFER	12,123					

Nevada Legislative Counsel Bureau
Source of Funds Summary
2015-17 Fiscal Report

	2013-2014 Actual	2014-2015 Work Program	2015-2016 GOVERNOR RECOMMENDS	% Change	2016-2017 GOVERNOR RECOMMENDS	% Change
NSHE - UNLV LAW SCHOOL	12,020,780	12,569,066	13,492,405	7.35	13,639,934	1.09
GENERAL FUND	7,255,748	7,404,114	9,409,503	27.08	9,419,301	.10
INTERAGENCY TRANSFER	121,261					
OTHER FUND	4,643,771	5,164,952	4,082,902	-20.95	4,220,633	3.37
NSHE - DENTAL SCHOOL - UNLV	15,311,475	15,795,291	16,825,655	6.52	17,230,175	2.40
GENERAL FUND	7,163,172	7,422,189	8,214,500	10.67	8,302,288	1.07
INTERAGENCY TRANSFER	163,653	165,530				
OTHER FUND	7,984,650	8,207,572	8,611,155	4.92	8,927,887	3.68
NSHE - BUSINESS CENTER SOUTH	1,628,993	1,642,847	1,731,192	5.38	1,743,266	.70
GENERAL FUND	1,610,511	1,642,847	1,731,192	5.38	1,743,266	.70
INTERAGENCY TRANSFER	18,482					
NSHE - DESERT RESEARCH INSTITUTE	7,655,368	7,674,943	7,007,328	-8.70	6,967,495	-.57
GENERAL FUND	7,450,078	7,526,457	6,858,842	-8.87	6,819,009	-.58
INTERAGENCY TRANSFER	56,804					
OTHER FUND	148,486	148,486	148,486		148,486	
NSHE - GREAT BASIN COLLEGE	15,883,896	16,389,425	13,675,914	-16.56	13,308,053	-2.69
GENERAL FUND	12,281,953	12,718,800	9,591,347	-24.59	9,071,284	-5.42
INTERAGENCY TRANSFER	194,497					
OTHER FUND	3,407,446	3,670,625	4,084,567	11.28	4,236,769	3.73
NSHE - WESTERN NEVADA COLLEGE	18,031,288	19,827,722	15,724,572	-20.69	15,325,509	-2.54
GENERAL FUND	13,319,386	13,596,404	10,692,695	-21.36	10,113,491	-5.42
INTERAGENCY TRANSFER	161,453					
OTHER FUND	4,550,449	6,231,318	5,031,877	-19.25	5,212,018	3.58
NSHE - COLLEGE OF SOUTHERN NEVADA	128,305,502	131,976,523	124,387,917	-5.75	121,977,273	-1.94
GENERAL FUND	85,128,000	87,518,652	79,733,942	-8.89	75,423,257	-5.41
OTHER FUND	43,177,502	44,457,871	44,653,975	.44	46,554,016	4.26
NSHE - TRUCKEE MEADOWS COMMUNITY COLLEGE	42,441,015	44,380,513	40,288,957	-9.22	39,328,100	-2.38
GENERAL FUND	29,548,559	30,355,137	27,314,492	-10.02	25,837,780	-5.41
INTERAGENCY TRANSFER	479,206	481,159				
OTHER FUND	12,413,250	13,544,217	12,974,465	-4.21	13,490,320	3.98
NSHE - NEVADA STATE COLLEGE AT HENDERSON	18,528,868	18,531,144	19,011,996	2.59	18,515,183	-2.61
GENERAL FUND	12,214,541	12,568,654	13,015,824	3.56	12,312,145	-5.41
INTERAGENCY TRANSFER		114,338				
OTHER FUND	6,314,327	5,848,152	5,996,172	2.53	6,203,038	3.45
NSHE - PERFORMANCE FUNDING POOL		27,174	40,550,748	149,126.28	60,919,600	50.23
GENERAL FUND		27,174	40,550,748	149,126.28	60,919,600	50.23

Nevada Legislative Counsel Bureau
Source of Funds Summary
2015-17 Fiscal Report

	2013-2014 Actual	2014-2015 Work Program	2015-2016 GOVERNOR RECOMMENDS	% Change	2016-2017 GOVERNOR RECOMMENDS	% Change
TOTAL NEVADA SYSTEM OF HIGHER EDUCATION	754,790,452	783,237,509	808,012,534	3.16	828,776,828	2.57
GENERAL FUND	479,610,988	491,683,228	526,323,488	7.05	535,736,286	1.79
BALANCE FORWARD	-243,338	1,469,165	28,912	-98.03	11,812	-59.14
FEDERAL FUND	2,630,680	3,015,459	3,000,099	-.51	3,000,099	
INTERAGENCY TRANSFER	5,146,000	4,298,003				
OTHER FUND	267,685,261	282,771,654	278,660,035	-1.45	290,028,631	4.08
REVERSIONS	-39,139					
WESTERN INTERSTATE COMMISSION FOR HIGHER EDUCATION						
W.I.C.H.E. ADMINISTRATION	326,063	338,108	350,617	3.70	353,708	.88
GENERAL FUND	328,459	338,108	350,617	3.70	353,708	.88
REVERSIONS	-2,396					
W.I.C.H.E. LOAN & STIPEND	1,008,237	1,084,910	1,104,454	1.80	1,140,750	3.29
GENERAL FUND	724,451	757,357	765,994	1.14	773,572	.99
BALANCE FORWARD	-15,821	33,588				
OTHER FUND	442,102	293,965	338,460	15.14	367,178	8.48
REVERSIONS	-142,495					
TOTAL WESTERN INTERSTATE COMMISSION FOR HIGHER EDUCATION	1,334,300	1,423,018	1,455,071	2.25	1,494,458	2.71
GENERAL FUND	1,052,910	1,095,465	1,116,611	1.93	1,127,280	.96
BALANCE FORWARD	-15,821	33,588				
OTHER FUND	442,102	293,965	338,460	15.14	367,178	8.48
REVERSIONS	-144,891					
EDUCATION						
GENERAL FUND	1,781,561,467	1,740,147,607	1,941,944,544	11.60	2,004,625,328	3.23
BALANCE FORWARD	-16,120,817	21,518,305	5,404,759	-74.88	6,532,958	20.87
FEDERAL FUND	259,411,469	287,951,526	279,182,944	-3.05	270,199,296	-3.22
INTERAGENCY TRANSFER	155,226,679	156,954,700	165,827,196	5.65	170,664,994	2.92
OTHER FUND	560,245,565	575,772,574	592,912,339	2.98	616,882,598	4.04
REVERSIONS	-1,955,109					
TOTAL FOR EDUCATION	2,738,369,254	2,782,344,712	2,985,271,782	7.29	3,068,905,174	2.80
Less: INTER-AGENCY TRANSFER	155,226,679	156,954,700	165,827,196	5.65	170,664,994	2.92
NET EDUCATION	2,583,142,575	2,625,390,012	2,819,444,586	7.39	2,898,240,180	2.79

COMMERCE AND INDUSTRY

Commerce and Industry includes those agencies responsible for licensing or regulating various businesses and financial activities within the state, as well as agencies responsible for the promotion of commerce and industry in Nevada. These agencies include the Department of Agriculture, the Department of Business and Industry, the Gaming Control Board, the Public Utilities Commission, the Governor's Office of Economic Development, and the Department of Tourism and Cultural Affairs.

The Executive Budget recommends General Fund support in the amount of $74.0 million in FY 2016, which represents an increase of 54.9 percent compared to the $47.8 million for FY 2015 funding approved by the 2013 Legislature, and $53.9 million in FY 2017, which represents a decrease of 27.1 percent from the amount recommended for FY 2016. The Governor recommends total funding to support the Commerce and Industry function of state government in the amount of $441.3 million in FY 2016, which is an increase of 15.6 percent compared to the FY 2015 approved amount of $381.7 million, and $428.7 million for FY 2017, which is a decrease of 2.9 percent when compared to the amount recommended for FY 2016 after interagency transfers are deducted.

DEPARTMENT OF AGRICULTURE

The Department of Agriculture is responsible for encouraging, advancing and protecting the livestock and agricultural industries of the state and encouraging sound agricultural resource management. The Department of Agriculture consists of the following divisions: Administration, Food and Nutrition, Plant Industry, Animal Industry, and Consumer Equitability. The Executive Budget recommends total funding for the department in the amount of $325.3 million for the 2015-17 biennium, an increase of $98,394 or 0.03 percent when compared to the legislatively approved amounts for the 2013-15 biennium. The Governor recommends total General Fund appropriations of $7.1 million for the department over the 2015-17 biennium, which represents a 63.1 percent increase from the total legislatively approved General Fund appropriations of $4.3 million over the 2013-15 biennium. This increase in General Fund appropriations would primarily support the Governor's recommended Breakfast After the Bell Program, which is discussed in the Food and Nutrition Division section.

ADMINISTRATION DIVISION

The Administration Division provides oversight to all programs and activities in the department. The Executive Budget recommends total funding of $221,020 over the 2015-17 biennium for two new positions for the division. A new Public Information Officer position would provide public outreach and respond to media and public information requests and a new Administrative Assistant position would perform accounts receivable, payroll, and travel arrangement tasks.

PLANT INDUSTRY DIVISION

The Plant Industry Division is responsible for licensing and regulating plant nurseries, regulating the use of fertilizers and pesticides, and controlling insects, pests, and noxious weeds. The Governor recommends merging the Mormon Cricket and Grasshoppers budget, which has no FTE assigned to it, with the Pest, Plant Disease, and Noxious Weed Control budget to consolidate the accounting and reporting of United States Department of Agriculture grants.

ANIMAL INDUSTRY DIVISION

The Animal Industry Division provides diagnostic services to protect domestic and wild animals from communicable, infectious, nutritional, and parasitic diseases, and to protect people from animal diseases that are transmissible to humans. The division is also responsible for protecting livestock owners from the theft or loss of their animals as well as regulating the branding and dealer licensing related to the sale of livestock animals.

The Governor recommends two new fees, a Manufactured Animal Feed Labeling fee and a Biologics Labeling fee, which are projected to generate $675,000 over the 2015-17 biennium. The Executive Budget also recommends General Fund appropriations of $223,531 over the 2015-17 biennium for a Veterinary Diagnostician position to operate the department's animal health laboratory in Elko, which was inactivated in the 2011-13 biennium due to budget reductions.

FOOD AND NUTRITION DIVISION

The Food and Nutrition Division is comprised of Nutrition Education Programs, the Commodity Food Program, and the state Dairy Commission. The Governor recommends General Fund appropriations of $1.0 million in each year of the 2015-17 biennium for the Nutrition Education Programs budget to provide start-up grants to assist school districts with the implementation of Breakfast After the Bell Programs. The programs would provide eligible schools with breakfast for their students and increase the state's participation rate in the federal School Breakfast Program.

The Executive Budget also recommends seven new positions for the division, including four Quality Assurance Specialists to perform administrative reviews, one IT Professional to provide application and database support, and a Social Services Program Specialist and a Driver Warehouse Worker to support the federal Food Distribution Program on Indian Reservations.

COMMISSION ON MINERAL RESOURCES

DIVISION OF MINERALS

The Division of Minerals is governed by the Commission on Mineral Resources, which is composed of seven members appointed by the Governor that serve terms of four years. The Division of Minerals encourages and assists in the responsible exploration for and the production of minerals, oil, gas, and geothermal energy, which are economically beneficial to the state. The agency also administers the Mine Reclamation Bond Pool and the Abandoned Mine Lands program. The division is funded primarily through the collection of fees imposed on the mining industry.

The Executive Budget recommends total funding of $5.1 million over the 2015-17 biennium for the Commission on Mineral Resources, which is a 10.1 percent decrease from the $5.7 million legislatively approved for the 2013-15 biennium. The Governor recommends eliminating the transfer of $141,364 in each fiscal year of the 2015-17 biennium to the Department of Conservation and Natural Resources that partially funded the Sagebrush Ecosystem Council and the Sagebrush Ecosystem Technical Team.

GAMING CONTROL BOARD

Gaming activities are administered through three individual budgets, which include the Gaming Control Board (GCB), the Gaming Commission, and the Gaming Control Board Investigation Fund. The regulation of Nevada's gaming industry is conducted through a tiered system comprised of the Nevada Gaming Commission (5 members), the Gaming Control Board (3 members) and the Gaming Policy Committee (12 members). The Gaming Commission has final authority on all gaming matters. The GCB functions as the enforcement, investigative and regulatory agency. The Gaming Policy Committee functions as an advisory body, meeting when required to examine and recommend gaming policy. The GCB has six divisions, including Administration, Audit, Enforcement, Investigations, Tax and License, and Technology.

For all gaming accounts, net of interagency transfers, the Governor recommends revenues and expenditures of $97.9 million over the 2015-17 biennium, an increase of $5.8 million, or 6.3 percent, compared to the legislatively approved amount for the 2013-15 biennium. General Funds are recommended to increase by $9.5 million, or 18.2 percent.

The GCB budget is supported primarily through General Funds and transfers from the Gaming Investigation Fund, which pays the investigative costs of those individuals applying for a gaming license through applicant reimbursement. Due to a slowdown in gaming applications, the Governor recommends eliminating ten vacant agent positions, which would result in a $1.8 million reduction in investigation fees over the 2015-17 biennium.

The Governor recommends General Funds totaling $352,342 over the biennium to restore two gaming technician positions eliminated during the 2011 Legislative Session. The Executive Budget indicates the positions would help the GCB meet regulatory demands for inspecting gaming devices. Two new network specialist positions are proposed to support network and hardware projects and respond to help desk issues at a General Fund cost of $321,124. Finally, the Governor proposes General Funds totaling $593,883 to add three enforcement agents to expand and develop a cyber investigative forensic team.

PUBLIC UTILITIES COMMISSION

The Public Utilities Commission (PUC) is comprised of three commissioners whose responsibilities are to balance the interests of customers of public utilities to receive safe and adequate service with reasonable rates, while providing shareholders of public utilities the opportunity to earn a fair return on their investment. The PUC is also responsible for the Railroad Safety and the Gas Pipeline Inspection programs and for collection of the Universal Energy Charge (UEC) that is deposited into the fund for Energy Assistance and Conservation, which was approved by the 2001 Legislature. The UEC is based upon each kilowatt-hour of electricity and therm of gas sold at the retail level. The fund is administered in conjunction with the Division of Welfare and Supportive Services and the Division of Housing to assist low-income consumers with power bill payments and energy conservation, weatherization, and energy efficiency needs.

The Executive Budget recommends total funding of $28.8 million for the 2015-17 biennium, an increase of 3.6 percent over the 2013-15 legislatively approved funding of $27.8 million. Primary funding in this account is derived from a mill assessment on gross utility operating revenues, statutorily capped at 3.5 mills (one mill = 1/10 of one cent). An additional assessment of up to 0.75 mills is assessed and transferred to the Attorney General's account for the Consumer Advocate. Pursuant to *Nevada Revised Statutes* 704.033, the PUC has set its annual regulatory assessment at 2.58 mills for the 2015-17 biennium. The mill assessment for FY 2014 and FY 2015 was set at 2.59 and 2.55 mills, respectively.

The reserve level at the end of the 2015-17 biennium is recommended by the Governor at $2.4 million. The Governor recommends transitioning the agency's final three agency-owned vehicles to monthly fleet services leases. The Governor also proposes to use $264,351 of reserve funding to increase the salaries of 22 unclassified positions.

Senate Bill 46 of the current legislative session would exempt the Colorado River Commission (CRC) and the Public Utilities Commission from the majority of the requirements of the state budget act, would remove all officers and employees from classified and unclassified service, and would require the respective commissions to adopt rules and policies regarding employment rights, salary ranges and benefits of its officers and employees. The officers and employees would remain eligible to participate in the Public Employees' Benefits Program and the Public Employees' Retirement System, but they would be exempt from NRS 281.123 that limits salaries of state employees to not more than 95 percent of the Governor's salary.

DEPARTMENT OF BUSINESS AND INDUSTRY

The Department of Business and Industry (B&I) is responsible for regulating business enterprises, promoting worker safety, administering the industrial bond programs, educating the public and businesses regarding their legal rights and responsibilities, and promoting the legal operation of businesses in Nevada. The department is funded through a combination of General Fund, Highway Fund, federal fund, business license revenue and other fees. The department consists of 14 agencies.

The Executive Budget includes total funding of $271.2 million for the 2015-17 biennium (not including interagency transfers) for the department representing a decrease of $9.4 million, or 3.4 percent, when compared to the legislatively approved amounts for the 2013-15 biennium. The Governor recommends General Fund appropriations of $4.0 million over the 2015-17 biennium, a decrease of $1.6 million or 28.5 percent compared to the legislatively approved amounts for the 2013-15 biennium. The Governor also recommends Highway Fund appropriations of $5.8 million, an increase of $993,333 or 20.8 percent from legislatively approved amounts for the 2013-15 biennium of $4.8 million.

ADMINISTRATION

The Administration Division is responsible for providing administrative and budgetary oversight to the various entities that organizationally make up the department. As one of the Governor's major budget initiatives, The Executive Budget includes $1.5 million ($397,226 General Fund appropriations and $34,484 Highway Fund appropriations) in FY 2017 to relocate 396 B&I employees currently situated in 11 different buildings throughout the Las Vegas area and 36 employees from 2 state-affiliated nonprofit organizations into one centralized location in Las Vegas. A centralized B&I building is anticipated to provide a "one-stop shop" service for businesses, constituents, and customers.

The Governor recommends transferring four positions currently funded with cost allocation revenue from the B&I Administration budget to establish a new Office of Business and Planning funded with General Fund appropriations totaling $382,868 in FY 2017. The office would be responsible for the creation and expansion of small businesses; administration of the state's share of volume cap and private activity bond programs and business financing programs.

The Governor also recommends Mortgage Settlement funds of $1.2 million over the 2015-17 biennium to add two full-time positions and one part-time position and retain four positions for the Consumer Affairs unit, which was continued temporarily by the 2013 Legislature through the use of one-time Mortgage Settlement funds.

The Home Retention Program budget is proposed for elimination as the one-time $49.0 million in Mortgage Settlement funds, which were approved by the 2013 Legislature to address delinquent and underwater homeowners in Nevada, were transferred to the nonprofit, Home Means Nevada Program, during the current biennium.

DIVISION OF INSURANCE

The Division of Insurance is responsible for regulating the insurance industry in Nevada and for protecting the rights of consumers and the public in dealings with the insurance industry. The division regulates and licenses insurance companies, producer/agents, brokers and other professionals; sets ethical and financial standards for insurance companies; and reviews rates. The division also reviews programs operated by self-insured employers for workers' compensation claims and investigates claims of insurance fraud. The division is currently funded through a combination of assessments, fees and interagency transfers.

The Governor recommends the consolidation of three Division of Insurance budgets (Insurance Examiners, Insurance Education and Research, and Insurance Cost Stabilization) into the Insurance Regulation budget in order to effectively and efficiently manage the division's budgets. Of the five positions currently approved in these budgets, three are recommended to transfer to the Insurance Regulation budget, while the other two positions, which are associated with the desk audit program, would be eliminated due to the expiration of the program in FY 2015. The Governor also recommends eliminating two position-less budgets (Insurance Recovery and National Association of Insurance Commissioners) and their associated fees and expenditures totaling $1.7 million over the 2015-17 biennium.

In order to provide flexibility to control reserve levels in the Insurance Regulation budget, the Governor recommends legislation to revise NRS 680C.110.4(d) to allow the Division of Insurance to develop a sliding scale for the Corporate Assessment, resulting in additional fee revenue estimated at $911,888 over the 2015-17 biennium.

The Governor recommends using reserves of $579,957 over the 2015-17 biennium to add four new positions in the Insurance Regulation budget. Three positions are requested to address the backlog of legal cases, the growing management duties in the Producer Licensing section, and to help address additional requirements placed on the division through the implementation of the Affordable Care Act (ACA) and ACA-related support of the Silver State Health Insurance Exchange. One Information Technology professional is requested to address the growing volume and complexity of IT related tasks.

DIVISION OF INDUSTRIAL RELATIONS

The Division of Industrial Relations, Workers Compensation Section (WCS) regulates Nevada's workers' compensation insurance to ensure injured workers receive the benefits to which they are entitled, enforces federal and state health and safety standards, assists employers with workplace safety programs, and provides safety training and inspections for all active mines in the state. The programs under the division are funded primarily through assessments of workers' compensation insurers, with a smaller portion of funding received through licenses and fees. The division also receives grants from the United States Department of Labor, Occupational Safety and Health Administration, the Mine Safety and Health Administration, and the Bureau of Labor Statistics.

The Executive Budget recommends an allocation from the Workers' Compensation and Safety Fund totaling $2.6 million over the 2015-17 biennium to replace aging databases used for claim indexing, licensing, and enforcement activities. The Governor also recommends an allocation from the Workers' Compensation and Safety Fund totaling $137,665 over the 2015-17 biennium for a new Information Technology Professional position to act as the chief programmer for the division and to manage, maintain and control information services equipment, networks and data systems.

The Executive Budget further recommends the transfer of one Administrative Assistant position and associated operating costs from the Division of Industrial Relations budget to the Occupational Safety and Health (OSHA) budget to provide assistance with debt collection.

HOUSING DIVISION

The Housing Division assists and encourages the private sector and other governmental entities in the financing, creation and maintenance of affordable housing throughout the state. The Housing Division has eight major components: Multi-Family Bond Financing, First-Time Homebuyer Program, Low-Income Housing Tax Credit Program, Low-Income Housing Tax Credit Monitoring and Compliance, Home Investment Partnership Program (HOME), Low Income Housing Trust Fund, Emergency Solutions Grant Program, and the Weatherization Program. The Executive Budget recommends total funding of $84.1 million over the 2015-17 biennium for the Housing Division, which is a 16.8 percent increase over the $72.0 million legislatively approved for the 2013-15 biennium. The increase in funding is attributed to program income and unexpended Neighborhood Stabilization Program grant funds in the Special Housing Assistance budget, which were not included in the 2013-15 biennium budget.

WEATHERIZATION

The Weatherization Program assists low-income families by improving energy efficiency in their homes and thereby minimizing utility costs. The program receives revenues from the state's Universal Energy Charge, a private grant from Southwest Gas Corporation Low Income Energy Conservation (LIEC) program, and a transfer of 5 percent from the Nevada State Welfare Division's Low Income Home Energy Assistance Program (LIHEA). The Executive Budget recommends transferring $1.5 million in FY 2016 from the Governor's Office of Energy Renewable Energy Fund to the Weatherization budget to establish the Direct Energy Assistance Loan (DEAL) program. The DEAL program would provide loans for state employees to fund home energy efficiency upgrades.

The Governor recommends decreasing reserves by $360,000 over the 2015-17 biennium to replace the existing database with a web-based comprehensive management information system that is anticipated to provide the weatherization program's operational and administrative functions in one software platform.

REAL ESTATE DIVISION

The Real Estate Division is responsible for regulating real estate brokers and salesmen, property managers, appraisers, qualified intermediaries, and building inspectors. The division also administers continuing education programs for real estate licensees in Nevada and is responsible for the enforcement of the statutory and regulatory provisions regarding the sale of subdivided lands, timeshares, and campground memberships. The division is funded through a combination of fees, interagency transfers, and General Fund appropriations. The Executive Budget recommends restructuring the Real Estate Administration budget to a fee-funded account that would retain revenues from all real estate transactions; establish and increase certain fees; maintain a 90-day reserve; and transfer remaining funds (after operating expenditures) to the General Fund. The proposal projects a Reserve balance of $952,171 at the end of FY 2017 and a $6.3 million transfer to the General Fund over the 2015-17 biennium.

The Governor recommends General Fund appropriations of $848,322 over the 2015-17 biennium to retain 7.4 positions, which were temporarily restored by the 2013 Legislature using one-time Mortgage Settlement funds. The positions provide administrative and enforcement functions related to real estate, appraiser and timeshare licensing.

COMMON-INTEREST COMMUNITIES

The Real Estate Division includes the Common-Interest Communities program, which assists and educates boards and owners who live within common-interest communities. The program also assists in resolving disputes within homeowner associations by attempting to facilitate resolution through the ombudsman's conferencing program and by investigating unresolved issues. The Common-Interest Communities program is self-supporting and is funded primarily from fees assessed to homeowner associations. The Executive Budget recommends increasing the per-unit Homeowner's Association fees from $3 to $4.25 in FY 2017 and increasing reserves by $628,260.

ATHLETIC COMMISSION

The Athletic Commission, established in 1941, supervises and regulates all contests and exhibitions of unarmed combat, including boxing, professional wrestling, mixed martial arts, kickboxing and elimination boxing. Additionally, the Commission licenses and regulates persons who conduct, hold, or give contests or exhibitions for unarmed combat where an admission fee is received. The Medical Advisory Board is responsible for preparing standards for the physical and mental examination of contestants and advising the Commission regarding the physical or mental fitness of a contestant when requested by the Commission. All revenue collected is currently deposited to the State General Fund, with the exception of the sporting events ticket surcharge revenue, which is used to award grants to organizations that promote amateur boxing contests or exhibitions in Nevada.

The Executive Budget proposes to redirect existing fee revenue, that is currently collected and deposited to the State General Fund, to the Athletic Commission budget. The fee revenue to be redirected is recommended at $1.5 million in each fiscal year of the 2015-17 biennium. In conjunction with this proposal, the Governor recommends the removal of General Fund appropriations of $688,147 in FY 2016 and $733,077 in FY 2017. A 90-day operating reserve of $185,000 by the end of FY 2017 is also recommended.

The Governor also recommends $44,250 in each year of the 2015-17 biennium to increase the contract rates for the Chief Inspector and Inspectors from $75 per event and $25 per weigh-in to $150 per event and $50 per weigh-in. The Executive Budget indicates the rates have not increased since 1996.

TAXICAB AUTHORITY

The Taxicab Authority is responsible for regulating the taxicab industry in counties with a population that exceeds 700,000 people (currently only in Clark County). The Taxicab Authority is funded by various fees, but primarily a $.20 trip charge assessed on every taxicab ride. The Executive Budget recommends decreasing reserves by $955,227 over the 2015-17 biennium to add six Compliance Enforcement Investigator positions and associated costs to establish a new Long Haul Team, which would provide 24/7 service at the McCarran International Airport to address the growing problem of long hauling and diversion. The proposal is in response to the Legislative Audit recommendations (LA 14-04) issued in April 2013.

The Governor recommends decreasing reserves by $1.0 million over the 2015-17 biennium to replace the system used by Taxicab Authority for licensing, inspections, dispatch and medallion tracking. The Governor also recommends two new positions for the Taxicab Authority; an IT Professional position to assist with the implementation of a real-time data system pursuant to S.B. 430 (2013 Legislative Session) and an attorney to act as the Administrative Hearing Officer, and provide in-house legal services and support for the Administrator. The positions and associated operating costs reduce reserves by $344,062 over the 2015-17 biennium.

OFFICE OF THE LABOR COMMISSIONER

The Office of the Labor Commissioner was formed in 1915 and is responsible for the enforcement of all labor laws of the state that are not specifically and exclusively vested in any other officer, board or commission. Major program areas include the following: investigating claims for wages, enforcement of public works laws, determination of prevailing wage rates, oversight of child labor laws, licensing of private employment agencies, licensing of producer-promoters, and administration of the registered apprenticeship programs in the state, including the State Apprenticeship Council. The Labor Commissioner has offices in Las Vegas and Carson City and is funded entirely through General Fund appropriations.

The Executive Budget recommends a General Fund appropriation of $49,263 over the 2015-17 biennium to fund the costs associated with relocating the Carson City office to a larger facility due to office space and parking limitations of the existing facility. Additionally, the Governor recommends a General Fund appropriation of $60,420 over the 2015-17 biennium to replace aging case management software with a commercial off-the-shelf solution. The Executive Budget indicates that the existing legacy system is no longer supported and should be replaced to ensure timely and adequate support for the public.

NEVADA ATTORNEY FOR INJURED WORKERS

The Nevada Attorney for Injured Workers (NAIW) was created in 1977 to represent injured workers with their claims for workers' compensation benefits before a state appeals officer, the state district courts, or the State Supreme Court. The agency provides representation without charge to the injured worker. The NAIW has offices in Las Vegas and Carson City, and is funded through an allocation from the Workers' Compensation and Safety Fund, which is administered by the Division of Industrial Relations. The Governor recommends funding of $7.1 million over the 2015-17 biennium, which represents an increase of 6.7 percent from the $6.7 million legislatively approved for the 2013-15 biennium.

The Governor recommends an allocation from the Workers' Compensation and Safety Fund totaling $103,921 over the 2015-17 biennium to fund a new Legal Research Assistant to provide additional support for the Carson City office. Additionally, The Executive Budget recommends an allocation from the Workers' Compensation and Safety Fund totaling $54,670 over the 2015-17 biennium to increase contracted security guard services from half-time to full-time in the Las Vegas office.

MANUFACTURED HOUSING DIVISION

The Manufactured Housing Division's principal responsibility is to ensure that manufactured homes, mobile homes, travel trailers, commercial coaches, manufactured buildings, and modular components are constructed and installed in a manner that provides reasonable safety and protection to owners and users. The division is a fee-based, self-funded agency. The Executive Budget recommends total funding of $5.5 million over the 2015-17 biennium for the Manufactured Housing Division, which is a 6.1 percent increase over the $5.2 million legislatively approved for the 2013-15 biennium.

The Governor recommends decreasing reserves by $243,220 over the 2015-17 biennium to replace the software systems used to support the permit, inspection, and investigative functions of the Manufactured Housing Division.

MORTGAGE LENDING DIVISION

The Mortgage Lending Division is responsible for the licensure and regulation of mortgage brokers, mortgage bankers, escrow agencies and agents, and covered service providers. The division is self-supporting and is funded through licensing fees and industry assessments. The Executive Budget recommends two new Mortgage Lending Examiner positions to implement a program to license and supervise out-of-state mortgage servicers providing loans secured by Nevada real property. Currently, such mortgage servicers are only required to register with the agency and are not subject to licensure or supervision. The new licensing fee revenue is projected at $650,700 over the 2015-17 biennium.

The Governor recommends decreasing reserves by $570,125 over the 2015-17 biennium to continue four positions in the Mortgage Fraud Enforcement Unit, which was established by the 2013 Legislature using one-time Mortgage Settlement funds.

ECONOMIC DEVELOPMENT

The 1983 Legislature expanded economic development efforts in Nevada by creating the Nevada Commission on Economic Development (NCED), which included the Nevada Film Office, the Rural Community Development program and the Procurement Outreach Program. However, with the passage of Assembly Bill 449, the 2011 Legislature implemented a new economic development strategy for the State of Nevada. The new agency, titled the Governor's Office of Economic Development (GOED), is tasked with diversifying and strengthening the state's economy by attracting companies, subsidiaries, and divisions to locate into the state; assisting in the retention and expansion of existing Nevada companies; and helping new companies to start up in the state.

The office works with regional development authorities to identify, pursue, and achieve the goals of the GOED State Economic Development Plan released in February 2012. The GOED Plan focuses on the following industry sectors: aerospace and defense; energy; healthcare; information technology; hospitality and tourism; mining and manufacturing; and logistics and operations. Through the plan, GOED is also tasked with expanding global exports and foreign investment. The office collaborates with the Department of Employment, Training and Rehabilitation; the Nevada System of Higher Education; and other organizations to identify opportunities to expand Nevada's workforce and provide the qualified people needed by the state's businesses.

The office is comprised of the following seven budget accounts: Nevada Small State Business Credit Initiative program; Governor's Office of Economic Development; Nevada Film Office; Rural Community Development; Nevada Catalyst Fund; Procurement Outreach Program; and the Knowledge Fund.

GOVERNOR'S OFFICE OF ECONOMIC DEVELOPMENT

The Executive Budget recommends General Fund appropriations of $16.5 million over the 2015-17 biennium for the Governor's Office of Economic Development, which is an increase of 11.6 percent, or $1.7 million, when compared to the amount approved for the 2013-15 biennium.

The Governor recommends General Fund appropriations totaling $327,948 over the 2015-17 biennium to provide two new non-classified positions – one Analyst to assist with analysis, reports, and audits, and one Accounting Technician to support the agency's growing fiscal management needs. In order to continue the Nevada Train Employees Now Program, the Governor recommends General Fund appropriations of $500,000 in each year of the biennium. The program was previously funded with transfers from the Department of Employment, Training and Rehabilitation (DETR); however, DETR funds for this purpose will no longer be available in the 2015-17 biennium.

The Governor recommends General Fund appropriations of $370,423 in each year of the biennium to fund GOED's contractual obligation to the Desert Research Institute/International Business Machines/Nevada Center of Excellence program for Water Resources (NvCOE). These payments are specifically earmarked for the IBM PureSystems project, which is a large-scale computer system that allows the Desert Research Institute to collect, store, and analyze large amounts of data. Previously, these payments were paid from other GOED funds and from the Knowledge Fund in the FY 2013-15 biennium. The Governor also recommends General Fund appropriations totaling $140,000 over the biennium to fund travel for international sales missions to promote Nevada as a key economic provider in the international marketplace.

NEVADA FILM OFFICE

The Nevada Film Office's mission is to facilitate the diverse needs of film, television, entertainment and multimedia productions that take place in Nevada, including promoting and increasing the use of Nevada as a "filming location of choice" nationwide and around the world. The Nevada Film Office also solidifies and enhances the state's credibility and raises Nevada's visibility as a prime resource for film, television, music, and other production industries.

The Nevada Film Office is funded primarily from a transfer of room tax revenue from the Commission on Tourism and fees charged for sales and associated advertising related to the Production Directory created by the office. The Governor's proposed room tax transfers of $1.2 million for the 2015-17 biennium represents a decrease of 8.9 percent compared to the legislatively approved amounts for the 2013-15 biennium.

RURAL COMMUNITY DEVELOPMENT

The Rural Community Development program administers the state's Community Development Block Grant (CDBG) program on behalf of small cities and rural counties in Nevada. The mission of the Rural Community Development program is to develop rural Nevada communities where current and future generations can choose to live healthy, productive and prosperous lives. Rural Community Development also helps to provide communities with adequate infrastructure, suitable housing and living environments, primarily for low-to-moderate income persons. This budget is mainly funded by the federal block grant received from the United States Department of Housing and Urban Development and supplemented by State General Funds. The General Fund support is used primarily for administrative costs and the required match.

The total funding for the Rural Community Development program is recommended at $2.7 million in each fiscal year of the 2015-17 biennium, the majority of which consists of the federal CDBG grants of $2.4 million annually. The amount of General Fund support recommended is $198,836 over the 2015-17 biennium, which is 38.6 percent lower than the amount legislatively approved for the 2013-15 biennium. The Executive Budget recommends General Fund appropriations of $10,000 in each year of the biennium to attend conferences sponsored by the Council of State Community Development Agencies (COSCDA), the Federal Department of Housing and Urban Development (HUD), and other Community and Economic Development conferences. The Executive Budget also recommends transferring one non-classified position from the Governor's Office of Economic Development budget to the Rural Community Development budget. In the GOED budget, this position was funded with General Fund appropriations; however, upon transfer to the Rural Community Development budget, this position would be funded with federal funds, resulting in a net General Fund savings of $122,698 over the biennium.

PROCUREMENT OUTREACH PROGRAM

The Procurement Outreach Program promotes economic diversification of the state's economy by providing Nevada firms with access to procurement opportunities, necessary technical assistance, and the tools to compete for federal contracts. A primary focus for this program is placed upon retention, expansion, and diversification of Nevada companies. The Procurement Outreach Program is funded primarily with federal funds from the United States Department of Defense and General Fund appropriations. The Governor recommends total funding for the Procurement Outreach Program in the amount of $1.2 million over the 2015-17 biennium, which is 9.9 percent more than the legislatively approved funding of $1.1 million for the 2013-15 biennium. The Governor recommends General Fund support of $257,025 over the 2015-17 biennium, an increase of $31,563, or 14 percent, when compared to the amount of General Fund support legislatively approved for the 2013-15 biennium.

CATALYST FUND

The Catalyst Fund is designed to provide a development resource, a grant, or a loan of money to promote the economic development of Nevada and aid the implementation of the State Plan for Economic Development. Funds may be granted or loaned to regional development authorities and must be used to make grants or loans to, or investments in, businesses seeking to create or expand in the state or relocate to the state. The Governor recommends a General Fund appropriation of $10.0 million in FY 2016 for the Catalyst Fund. The Governor also proposes a General Fund appropriation of $7.0 million in FY 2016 to restore funds targeted to transfer to the General Fund to meet FY 2015 state obligations.

NEVADA STATE SMALL BUSINESS CREDIT INITIATIVE

The State Small Business Credit Initiative (SSBCI) budget was established as a new budget account through approval of the Interim Finance Committee (IFC) in October 2011. The SSBCI program was created in response to the federal Small Business Jobs Act of 2010 (Act), which was signed into law in September 2010. The purpose of the Act is to help increase small business lending and access to capital. The GOED has been designated as the state agency to accept and award the federal SSBCI grant funds.

The Executive Budget recommends federal funds of $4.7 million over the 2015-17 biennium for the SSBCI budget, and small business-related loan repayments of $938,000 in FY 2016 and $1.3 million in FY 2017. At the August 29, 2013, meeting of the IFC, the agency received authorization to receive $4.6 million in federal Small Business Jobs Act State Small Business Credit Initiative funds for the existing Collateral Support Program to implement a new venture capital program entitled the Battle Born Growth Escalator Venture (Battle Born) program. The Executive Budget anticipates Battle Born payments totaling $2.1 million in FY 2016 and $1.8 million in FY 2017. The Executive Budget also recommends the continuation of a non-classified position and associated costs approved by the IFC during the interim to administer the SSBCI program through reserve reductions totaling $233,578 over the biennium.

KNOWLEDGE FUND

The Knowledge Fund was created by Assembly Bill 449 of the 2011 Legislative Session, as the centerpiece of an objective to make technology-based economic development a priority in Nevada. While authority for the Knowledge Fund was established by the 2011 Legislature, no funding was initially recommended or provided to the program for the 2011-13 biennium. Initial funding for the Knowledge Fund was provided by the 2013 Legislature, which approved the Governor's recommendation to provide General Fund appropriations of $5.0 million in each year of the 2013-15 biennium.

The Governor recommends a General Fund appropriation of $4.0 million in FY 2016 to restore funding that is targeted to be transferred from the Knowledge Fund to the General Fund in FY 2015 to meet state obligations. In the base budget, the Governor recommends the continuation of General Fund appropriations of $5.0 million in each year of the 2015-17 biennium, which would continue to provide funding for the four categories allowed under NRS 231.1597:

- The recruitment, hiring and retention of research teams and faculty to conduct research in science and technology, which has the potential to contribute to economic development in this state.
- Research laboratories and related equipment located or to be located in this state.
- The construction of research clinics, institutes and facilities and related buildings located or to be located in this state.
- Matching funds for federal, private sector grants, and contract opportunities that support economic development consistent with the State Plan for Economic Development developed by the Executive Director.

In accordance with NRS 231 the University of Nevada, Reno, the University of Nevada, Las Vegas, and the Desert Research Institute are the institutions eligible to make application for these funds.

DEPARTMENT OF TOURISM AND CULTURAL AFFAIRS

The Department of Tourism and Cultural Affairs consists of the Division of Tourism, Nevada Commission on Tourism, Division of Museums and History, Board of Museums and History, Nevada Arts Council, Board of the Nevada Arts Council, Nevada Indian Commission, and Commission for Cultural Affairs. The department currently operates with 121 staff, totaling 117.35 full-time equivalent (FTE) positions.

DIVISION OF TOURISM

The Division of Tourism is responsible for developing and implementing a domestic and international marketing and advertising campaign to promote Nevada as a tourism and business travel destination. The division is funded by a 3/8 share of 1 percent of the statewide room tax. The most recent room tax projections for FY 2015 of $20.2 million represent 4.6 percent growth over FY 2014 actual collections. The Executive Budget recommends the Division of Tourism's room tax receipts at $20.6 million in FY 2016 and $21.2 million in FY 2017, a 2.1 percent increase in FY 2016 from the projected amount for FY 2015, and an increase of 3 percent in FY 2017 over the recommended amount for FY 2016.

The Governor recommends a total of $9.7 million of room tax revenue be transferred from the Tourism Development Fund over the 2015-17 biennium as depicted in the following table.

Governor's Recommended Room Tax Transfers from the Tourism Development Fund			
	FY 2016	FY 2017	Biennium Total
Intra-Agency Transfers to:			
Lost City Museum	$ 186,105	$ 190,751	$ 376,856
Tourism Development	$ 100,000	$ 100,000	$ 200,000
Nevada Magazine	$ 50,000	$ 50,000	$ 100,000
Nevada Indian Commission	$ 67,189	$ 72,853	$ 140,042
NV Historical Society	$ 283,236	$ 293,763	$ 576,999
NV State Museum, CC	$ 738,311	$ 733,478	$ 1,471,789
Museums and History	$ 208,593	$ 208,673	$ 417,266
NV State Museum, LV	$ 713,759	$ 725,359	$ 1,439,118
NV Arts Council	$ 775,676	$ 783,989	$ 1,559,665
Railroad Museums	$ 495,994	$ 498,705	$ 994,699
Subtotal	**$3,618,863**	**$3,657,571**	**$ 7,276,434**
Inter-Agency Transfers to:			
Governor's Washington Office	$ 106,511	$ 106,511	$ 213,022
Nevada Film Office	$ 600,000	$ 600,000	$ 1,200,000
State Parks	$ 509,131	$ 509,131	$ 1,018,262
Subtotal	**$1,215,642**	**$1,215,642**	**$ 2,431,284**
Total of all Transfers	**$4,834,505**	**$4,873,213**	**$ 9,707,718**

The Governor recommends reserve reductions of $1.0 million over the 2015-17 biennium for marketing and advertising ($355,000 in each year), the establishment of a contracted marketing representative in India ($70,000 in each year), transfers to Nevada Magazine for a direct marketing campaign to generate new subscribers ($50,000 in each year), and a recommended IT Technician position ($92,693 over the biennium).

NEVADA MAGAZINE

Nevada Magazine is the publications section of the Division of Tourism and is responsible for preparing and producing publications to educate the public about Nevada's activities, heritage, culture, historical monuments, natural wonders, and natural resources. Published since 1936, the *Nevada Magazine* complements and enhances the Division of Tourism's goal of attracting visitors. Nevada Magazine is an enterprise fund that receives no General Fund appropriations and is funded through subscriptions, advertising revenue, newsstand sales, and calendar sales.

The Executive Budget recommends revenues of $1.2 million in each year of the 2015-17 biennium, compared to actual receipts in FY 2014 of $1.0 million (excluding reserves balanced forward). The Governor recommends room tax revenue transfers of $100,000 over the 2015-17 biennium to fund a direct marketing campaign to increase the number of subscribers to the magazine and generate $104,000 in new subscription revenue.

NEVADA INDIAN COMMISSION

The Nevada Indian Commission (NIC) develops and improves cooperation and communication between Nevada tribes and state and local governments, as well as other public agencies, with the goal of improving and enhancing the lives of Nevada's Native American citizens. The NIC is funded with General Fund appropriations and room tax revenue transfers. The Executive Budget recommends $410,387 in General Fund appropriations and $140,041 in room tax revenue transfers over the 2015-17 biennium to support the NIC.

The Governor recommends establishing the Stewart Indian School Living Legacy, to educate the community about the American Indian people, provide information about the boarding school, and memorialize the American Indian children who attended the school. The Executive Budget recommends $122,177 in General Fund appropriations in FY 2017 to add a new Museum Director position and a new Curator position to oversee the planning and operation of the Stewart facility. In addition, the Governor recommends $297,922 in state funding for a Capital Improvement Program (CIP) planning project for design development through construction documents for renovating two of the original buildings on the Stewart campus to house a Cultural Center and a Welcome and Information Center.

DIVISION OF MUSEUMS AND HISTORY

The Division of Museums and History (DMH) includes the Administration office in Carson City and the following facilities: the Nevada State Museum and the Nevada State Railroad Museum in Carson City, the Nevada Historical Society in Reno, the Nevada State Museum in Las Vegas, the Boulder City Railroad Museum, the East Ely Railroad Depot Museum, and the Lost City Museum in Overton.

The Governor recommends General Fund appropriations and room tax revenue transfers as the division's primary funding sources. The Governor recommends $5.3 million in General Fund appropriations and $5.3 million in room tax revenue transfers over the 2015-17 biennium to support the DMH budgets. An additional $1.7 million in admission fee revenues and transfers from the Museum Dedicated Trust Fund are also recommended to support operations throughout the DMH.

The Executive Budget recommends $110,912 in General Fund appropriations and $110,916 in room tax revenue transfers over the 2015-17 biennium to add two new positions in the DMH. A Museum Director position that was eliminated during the 2009-11 biennium would be restored at the Nevada Historical Society. The position would oversee operations and programs, and ensure the museum retains its accreditation status with the American Alliance of Museums. The Governor recommends expanding the hours of operation for the Nevada State Museum in Las Vegas from five to six days per week. This expansion would require one additional Museum Attendant position.

NEVADA ARTS COUNCIL

The Nevada Arts Council (NAC) promotes Nevada's cultural life through grants and technical assistance to individuals, and organizations. The Executive Budget recommends total funding of $2.2 million in each year of the 2015-17 biennium, compared to actual funding of $1.9 million in FY 2014 (excluding reserves balanced forward). The NAC is primarily funded through federal grants, room tax revenue transfers, and General Fund appropriations. The Governor recommends federal grant revenues of $663,500 in each year of the 2015-17 biennium. The Executive Budget includes $1.5 million in General Fund appropriations and $1.6 million in room tax revenue transfers over the 2015-17 biennium to support the NAC. The totals include additional General Fund appropriations of $300,000 over the biennium for increased art grants to be awarded by the NAC.

The Governor is recommending five Capital Improvement Program (CIP) projects for the Department of Tourism and Cultural Affairs in the 2015 CIP as listed below.

Capital Improvement Program Projects

CIP #	Location	Description	State Funding
M30	Lost City Museum	Patch and repair exterior adobe siding	$ 290,063
M32	Nevada State Museum, LV	Inspect and adjust mechanical systems	$ 232,077
M33	Nevada Historical Society	Improve security, safety and drainage	$ 262,235
M38	Nevada State Museum, CC	Upgrade basement heating and ventilation	$ 98,687
P03	Stewart Facility	Plan renovations for Cultural Center and Welcome and Information Center	$ 297,922
	Total		**$ 1,180,984**

Nevada Legislative Counsel Bureau
Source of Funds Summary
2015-17 Fiscal Report

	2013-2014 Actual	2014-2015 Work Program	2015-2016 GOVERNOR RECOMMENDS	% Change	2016-2017 GOVERNOR RECOMMENDS	% Change
COMMERCE & INDUSTRY						
DEPARTMENT OF AGRICULTURE						
AGRI - ADMINISTRATION	2,696,362	2,765,213	3,014,449	9.01	2,739,088	-9.13
GENERAL FUND	40,000	40,000	40,000		40,000	
BALANCE FORWARD	-7,141	7,141	7,141		7,141	
INTERAGENCY TRANSFER	2,655,037	2,708,052	2,960,068	9.31	2,684,707	-9.30
OTHER FUND	8,466	10,020	7,240	-27.74	7,240	
AGRI - AGRICULTURE REGISTRATION/ENFORCEMENT	2,865,934	4,091,062	3,578,338	-12.53	3,187,930	-10.91
BALANCE FORWARD	254,194	1,588,430	1,050,843	-33.84	599,611	-42.94
FEDERAL FUND	325,357	410,103	349,659	-14.74	326,412	-6.65
INTERAGENCY TRANSFER	82,815	95,052	37,247	-60.81	37,379	.35
OTHER FUND	2,203,568	1,997,477	2,140,589	7.16	2,224,528	3.92
AGRI - PLANT HEALTH & QUARANTINE SERVICES	443,620	434,446	455,635	4.88	446,228	-2.06
GENERAL FUND	400,532	401,730	455,635	13.42	446,228	-2.06
INTERAGENCY TRANSFER	48,612	32,716				
REVERSIONS	-5,524					
AGRI - PEST, PLANT DISEASE NOXIOUS WEED CONTROL	1,148,595	826,713	1,037,379	25.48	1,042,347	.48
BALANCE FORWARD	783	13,683	177,551	1,197.60	176,798	-.42
FEDERAL FUND	1,124,601	760,686	822,952	8.19	828,677	.70
OTHER FUND	23,211	52,344	36,876	-29.55	36,872	-.01
AGRI - MORMON CRICKET & GRASSHOPPERS	84,612	427,652				
BALANCE FORWARD	54,271	130,286				
FEDERAL FUND	30,341	297,366				
AGRI - VETERINARY MEDICAL SERVICES	1,027,653	1,109,590	1,308,096	17.89	1,257,204	-3.89
GENERAL FUND	924,761	894,326	1,166,746	30.46	1,115,854	-4.36
FEDERAL FUND	64,644	86,120	25,871	-69.96	25,871	
INTERAGENCY TRANSFER	96,560	125,624	112,491	-10.45	112,491	
OTHER FUND	2,988	3,520	2,988	-15.11	2,988	
REVERSIONS	-61,300					
AGRI - LIVESTOCK INSPECTION	1,487,539	1,571,162	2,240,522	42.60	2,385,584	6.47
BALANCE FORWARD	316,671	450,952	325,059	-27.92	877,216	169.86
INTERAGENCY TRANSFER	1,386		1,391		1,391	
OTHER FUND	1,169,482	1,120,210	1,914,072	70.87	1,506,977	-21.27
AGRI - PREDATORY ANIMAL & RODENT CONTROL	988,439	1,142,898	833,584	-27.06	814,024	-2.35
GENERAL FUND	704,752	709,775	800,461	12.78	780,901	-2.44
BALANCE FORWARD	-12,032					
INTERAGENCY TRANSFER	228,596	414,000	14,000	-96.62	14,000	
INTERIM FINANCE	48,000					
OTHER FUND	19,123	19,123	19,123		19,123	

Nevada Legislative Counsel Bureau
Source of Funds Summary
2015-17 Fiscal Report

	2013-2014 Actual	2014-2015 Work Program	2015-2016 GOVERNOR RECOMMENDS	% Change	2016-2017 GOVERNOR RECOMMENDS	% Change
AGRI - CONSUMER EQUITABILITY	2,502,172	3,526,116	3,323,083	-5.76	3,039,774	-8.53
BALANCE FORWARD	187,382	1,202,347	1,008,291	-16.14	724,984	-28.10
INTERAGENCY TRANSFER	752,430	752,430	752,429	-.00	752,430	.00
OTHER FUND	1,562,360	1,571,339	1,562,363	-.57	1,562,360	-.00
AGRI - NUTRITION EDUCATION PROGRAMS	127,494,364	130,081,591	129,047,317	-.80	129,097,063	.04
GENERAL FUND	106,934	106,934	1,107,463	935.65	1,107,463	
BALANCE FORWARD	148,661	119,160	119,160		119,159	-.00
FEDERAL FUND	127,238,769	129,855,497	127,820,694	-1.57	127,870,441	.04
AGRI - COMMODITY FOOD PROG	15,089,887	16,219,110	16,674,419	2.81	16,140,332	-3.20
BALANCE FORWARD	-115,653	1,126,569	1,108,559	-1.60	990,703	-10.63
FEDERAL FUND	1,882,925	1,842,010	2,177,519	18.21	1,863,890	-14.40
OTHER FUND	13,322,615	13,250,531	13,388,341	1.04	13,285,739	-.77
AGRI - DAIRY COMMISSION	1,287,159	1,852,536	1,776,960	-4.08	1,823,517	2.62
BALANCE FORWARD	63,677	466,176	652,540	39.98	699,097	7.13
INTERAGENCY TRANSFER		63,929				
OTHER FUND	1,223,482	1,322,431	1,124,420	-14.97	1,124,420	
TOTAL DEPARTMENT OF AGRICULTURE	157,116,336	164,048,089	163,289,782	-.46	161,973,091	-.81
GENERAL FUND	2,176,979	2,152,765	3,570,305	65.85	3,490,446	-2.24
BALANCE FORWARD	890,813	5,104,744	4,449,144	-12.84	4,194,709	-5.72
FEDERAL FUND	130,666,637	133,251,782	131,196,695	-1.54	130,915,291	-.21
INTERAGENCY TRANSFER	3,865,436	4,191,803	3,877,626	-7.50	3,602,398	-7.10
INTERIM FINANCE	48,000					
OTHER FUND	19,535,295	19,346,995	20,196,012	4.39	19,770,247	-2.11
REVERSIONS	-66,824					
MINERALS						
MINERALS	2,276,915	3,061,346	2,537,778	-17.10	2,543,852	.24
BALANCE FORWARD	147,870	889,917	612,391	-31.19	593,903	-3.02
FEDERAL FUND	92,002	60,032	50,000	-16.71	50,000	
INTERAGENCY TRANSFER	90,859	41,270	80,800	95.78	76,100	-5.82
OTHER FUND	1,946,184	2,070,127	1,794,587	-13.31	1,823,849	1.63
TOTAL MINERALS	2,276,915	3,061,346	2,537,778	-17.10	2,543,852	.24
BALANCE FORWARD	147,870	889,917	612,391	-31.19	593,903	-3.02
FEDERAL FUND	92,002	60,032	50,000	-16.71	50,000	
INTERAGENCY TRANSFER	90,859	41,270	80,800	95.78	76,100	-5.82
OTHER FUND	1,946,184	2,070,127	1,794,587	-13.31	1,823,849	1.63
GAMING CONTROL BOARD						
GCB - GAMING CONTROL BOARD	38,189,530	43,103,935	45,249,151	4.98	45,739,786	1.08
GENERAL FUND	25,678,088	25,507,257	30,079,192	17.92	30,471,909	1.31
BALANCE FORWARD	442,110	1,558,326				
INTERAGENCY TRANSFER	11,537,248	14,106,813	13,037,810	-7.58	13,002,142	-.27
OTHER FUND	2,237,851	1,931,539	2,132,149	10.39	2,265,735	6.27
REVERSIONS	-1,705,767					
GCB - GAMING COMMISSION	359,170	412,148	462,848	12.30	464,328	.32
GENERAL FUND	412,303	412,148	462,848	12.30	464,328	.32
REVERSIONS	-53,133					

Nevada Legislative Counsel Bureau
Source of Funds Summary
2015-17 Fiscal Report

	2013-2014 Actual	2014-2015 Work Program	2015-2016 GOVERNOR RECOMMENDS	% Change	2016-2017 GOVERNOR RECOMMENDS	% Change
GCB - GAMING CONTROL BOARD INVESTIGATION FUND	13,029,463	18,104,683	16,028,506	-11.47	15,992,447	-.22
BALANCE FORWARD		2,000	2,000		2,000	
OTHER FUND	14,212,675	18,102,683	16,026,506	-11.47	15,990,447	-.22
REVERSIONS	-1,183,212					
TOTAL GAMING CONTROL BOARD	51,578,163	61,620,766	61,740,505	.19	62,196,561	.74
GENERAL FUND	26,090,391	25,919,405	30,542,040	17.83	30,936,237	1.29
BALANCE FORWARD	442,110	1,560,326	2,000	-99.87	2,000	
INTERAGENCY TRANSFER	11,537,248	14,106,813	13,037,810	-7.58	13,002,142	-.27
OTHER FUND	16,450,526	20,034,222	18,158,655	-9.36	18,256,182	.54
REVERSIONS	-2,942,112					
PUBLIC UTILITIES COMMISSION						
PUC - PUBLIC UTILITIES COMMISSION	11,001,114	14,612,966	14,689,459	.52	14,082,116	-4.13
BALANCE FORWARD	-518,881	3,262,586	3,442,236	5.51	2,780,981	-19.21
FEDERAL FUND	546,265	427,205	557,981	30.61	617,716	10.71
INTERAGENCY TRANSFER	212,557	144,716	212,557	46.88	212,557	
OTHER FUND	10,761,173	10,778,459	10,476,685	-2.80	10,470,862	-.06
TOTAL PUBLIC UTILITIES COMMISSION	11,001,114	14,612,966	14,689,459	.52	14,082,116	-4.13
BALANCE FORWARD	-518,881	3,262,586	3,442,236	5.51	2,780,981	-19.21
FEDERAL FUND	546,265	427,205	557,981	30.61	617,716	10.71
INTERAGENCY TRANSFER	212,557	144,716	212,557	46.88	212,557	
OTHER FUND	10,761,173	10,778,459	10,476,685	-2.80	10,470,862	-.06
DEPT OF BUSINESS & INDUSTRY						
B&I - OFFICE OF BUSINESS AND PLANNING					382,868	
GENERAL FUND					382,868	
B&I - BUSINESS AND INDUSTRY ADMINISTRATION	4,145,983	4,313,330	4,798,687	11.25	4,648,172	-3.14
GENERAL FUND	118,979	168,084	110,775	-34.10	108,232	-2.30
BALANCE FORWARD	-985					
INTERAGENCY TRANSFER	3,691,279	3,615,987	4,102,748	13.46	3,954,776	-3.61
INTERIM FINANCE	985					
OTHER FUND	358,202	529,259	585,164	10.56	585,164	
REVERSIONS	-22,477					
B&I - INDUSTRIAL DEVELOPMENT BONDS	19,250	619,140	710,845	14.81	820,874	15.48
BALANCE FORWARD	-197,321	457,040	587,016	28.44	697,045	18.74
OTHER FUND	216,571	162,100	123,829	-23.61	123,829	
B&I - NEW MARKETS PERFORMANCE GUARANTEE		6,250,000	6,250,000	.00	6,250,000	.00
BALANCE FORWARD	-6,250,000	6,250,000	6,250,000		6,250,000	
OTHER FUND	6,250,000					
B&I - NEVADA HOME RETENTION PROGRAM	49,000,000					
OTHER FUND	49,000,000					

Nevada Legislative Counsel Bureau
Source of Funds Summary
2015-17 Fiscal Report

	2013-2014 Actual	2014-2015 Work Program	2015-2016 GOVERNOR RECOMMENDS	% Change	2016-2017 GOVERNOR RECOMMENDS	% Change
B&I - EMPLOYEE MANAGEMENT RELATIONS BOARD	440,118	480,804	652,671	35.75	793,398	21.56
BALANCE FORWARD	-101,378	167,094	125,349	-24.98	266,076	112.27
OTHER FUND	541,496	313,710	527,322	68.09	527,322	
B&I - ATHLETIC COMMISSION	630,776	826,090	1,784,484	116.02	1,953,043	9.45
GENERAL FUND	552,946	543,369				
BALANCE FORWARD	-10,104	160,055	148,219	-7.39	316,778	113.72
INTERIM FINANCE	11,123					
OTHER FUND	134,443	122,666	1,636,265	1,233.92	1,636,265	
REVERSIONS	-57,632					
B&I - LABOR COMMISSIONER	1,312,315	1,410,758	1,675,958	18.80	1,759,338	4.98
GENERAL FUND	1,417,221	1,408,842	1,675,958	18.96	1,759,338	4.98
BALANCE FORWARD	-33,370					
INTERIM FINANCE	33,370					
OTHER FUND		1,916				
REVERSIONS	-104,906					
B&I - NV ATTORNEY FOR INJURED WORKERS	3,217,292	3,350,657	3,538,693	5.61	3,592,086	1.51
OTHER FUND	3,348,670	3,350,657	3,538,693	5.61	3,592,086	1.51
REVERSIONS	-131,378					
B&I - INSURANCE REGULATION	8,589,308	12,778,019	14,765,232	15.55	13,098,970	-11.29
BALANCE FORWARD	-178,504	3,614,422	3,929,285	8.71	2,384,610	-39.31
FEDERAL FUND	898,476	1,605,878	1,257,442	-21.70	997,095	-20.70
INTERAGENCY TRANSFER	1,039,145	948,608	336,074	-64.57	338,307	.66
OTHER FUND	6,830,191	6,609,111	9,242,431	39.84	9,378,958	1.48
B&I - INSURANCE EXAMINERS	2,400,386	2,238,362				
BALANCE FORWARD	107,018	286,368				
OTHER FUND	2,293,368	1,951,994				
B&I - CAPTIVE INSURERS	823,708	1,742,789	1,302,401	-25.27	1,237,410	-4.99
BALANCE FORWARD	-27,204	347,570	428,109	23.17	420,118	-1.87
INTERAGENCY TRANSFER	251,839	219,000	251,839	14.99	251,839	
OTHER FUND	599,073	1,176,219	622,453	-47.08	565,453	-9.16
B&I - INSURANCE RECOVERY	878,790	646,705				
BALANCE FORWARD	76,310	40,000				
OTHER FUND	802,480	606,705				
B&I - INSURANCE EDUCATION & RESEARCH	428,751	1,603,870				
BALANCE FORWARD	-450,039	997,165				
INTERAGENCY TRANSFER	878,790	606,705				
B&I - NAT. ASSOC. OF INSURANCE COMMISSIONERS	28,329	67,308				
BALANCE FORWARD	-4,722	34,142				
OTHER FUND	33,051	33,166				

Nevada Legislative Counsel Bureau
Source of Funds Summary
2015-17 Fiscal Report

	2013-2014 Actual	2014-2015 Work Program	2015-2016 GOVERNOR RECOMMENDS	% Change	2016-2017 GOVERNOR RECOMMENDS	% Change
B&I - INSURANCE COST STABILIZATION	86,817	107,236				
BALANCE FORWARD	36,326	21,383				
OTHER FUND	50,491	85,853				
B&I - SELF INSURED - WORKERS COMPENSATION	514,835	565,727	566,016	.05	575,565	1.69
OTHER FUND	521,508	565,727	566,016	.05	575,565	1.69
REVERSIONS	-6,673					
B&I - INDUSTRIAL RELATIONS	6,020,439	6,377,953	9,453,949	48.23	8,295,733	-12.25
OTHER FUND	6,568,419	6,377,953	9,453,949	48.23	8,295,733	-12.25
REVERSIONS	-547,980					
B&I - OCCUPATIONAL SAFETY & HEALTH ENFORCEMENT	9,447,065	10,476,786	10,398,537	-.75	10,817,800	4.03
FEDERAL FUND	1,317,085	1,372,583	1,303,405	-5.04	1,303,405	
OTHER FUND	9,129,623	9,104,203	9,095,132	-.10	9,514,395	4.61
REVERSIONS	-999,643					
B&I - SAFETY CONSULTATION AND TRAINING	2,890,097	3,088,622	3,107,360	.61	3,184,694	2.49
FEDERAL FUND	834,488	838,885	830,295	-1.02	830,295	
OTHER FUND	2,215,551	2,249,737	2,277,065	1.21	2,354,399	3.40
REVERSIONS	-159,942					
B&I - MINE SAFETY & TRAINING	1,439,228	1,437,664	1,421,704	-1.11	1,458,009	2.55
FEDERAL FUND	235,157	235,157	235,157		235,157	
OTHER FUND	1,225,524	1,202,507	1,186,547	-1.33	1,222,852	3.06
REVERSIONS	-21,453					
B&I - REAL ESTATE ADMINISTRATION	2,587,334	2,659,979	7,067,691	165.70	7,966,626	12.72
GENERAL FUND	707,501	730,528				
BALANCE FORWARD	-23,836				872,013	
INTERAGENCY TRANSFER	198,382	197,339	436,124	121.00	437,954	.42
INTERIM FINANCE	23,836					
OTHER FUND	1,760,526	1,732,112	6,631,567	282.86	6,656,659	.38
REVERSIONS	-79,075					
B&I - REAL ESTATE EDUCATION AND RESEARCH	578,286	1,094,633	1,309,233	19.60	1,389,728	6.15
BALANCE FORWARD	393,348	987,483	518,617	-47.48	725,352	39.86
INTERAGENCY TRANSFER	182,842	107,000	788,520	636.93	662,280	-16.01
OTHER FUND	2,096	150	2,096	1,297.33	2,096	
B&I - REAL ESTATE RECOVERY ACCOUNT	189,922	507,000	1,195,600	135.82	1,069,360	-10.56
BALANCE FORWARD		300,000	300,000		300,000	
OTHER FUND	189,922	207,000	895,600	332.66	769,360	-14.10
B&I - COMMON INTEREST COMMUNITIES	1,774,913	3,598,225	3,029,695	-15.80	2,822,899	-6.83
BALANCE FORWARD	161,907	2,150,325	1,411,125	-34.38	576,069	-59.18
INTERAGENCY TRANSFER	85	100	100		100	
OTHER FUND	1,612,921	1,447,800	1,618,470	11.79	2,246,730	38.82

Nevada Legislative Counsel Bureau
Source of Funds Summary
2015-17 Fiscal Report

	2013-2014 Actual	2014-2015 Work Program	2015-2016 GOVERNOR RECOMMENDS	% Change	2016-2017 GOVERNOR RECOMMENDS	% Change
B&I - HOUSING DIVISION	9,359,678	11,384,731	12,146,024	6.69	12,431,244	2.35
BALANCE FORWARD	-51,104	555,088	571,576	2.97	887,622	55.29
FEDERAL FUND	4,772,041	3,000,000	3,000,000		3,000,000	
INTERAGENCY TRANSFER	114,425	192,320	79,708	-58.55	78,621	-1.36
OTHER FUND	4,524,316	7,637,323	8,494,740	11.23	8,465,001	-.35
B&I - LOW INCOME HOUSING TRUST FUND	5,981,921	19,347,515	19,514,194	.86	19,911,823	2.04
BALANCE FORWARD	471,286	14,658,082	13,257,370	-9.56	13,239,631	-.13
FEDERAL FUND	826,198	920,072	596,250	-35.20	596,250	
INTERAGENCY TRANSFER			175,000		175,000	
OTHER FUND	4,684,437	3,769,361	5,485,574	45.53	5,900,942	7.57
B&I - SPECIAL HOUSING ASSISTANCE	2,708,359	2,497,934	2,797,934	12.01	2,797,176	-.03
BALANCE FORWARD	-129,098	129,099	129,099		128,341	-.59
FEDERAL FUND	2,663,359	2,068,835	2,068,835		2,068,835	
OTHER FUND	174,098	300,000	600,000	100.00	600,000	
B&I - WEATHERIZATION	4,515,078	6,797,684	8,150,877	19.91	6,395,843	-21.53
BALANCE FORWARD	-714,926	1,501,876	1,471,395	-2.03	1,144,786	-22.20
FEDERAL FUND	677,625	654,604	654,604		654,604	
INTERAGENCY TRANSFER	594,549	1,225,397	2,575,700	110.19	1,075,700	-58.24
OTHER FUND	3,957,830	3,415,807	3,449,178	.98	3,520,753	2.08
B&I - MANUFACTURED HOUSING	870,100	1,628,059	1,685,126	3.51	1,440,956	-14.49
BALANCE FORWARD	-38,751	745,542	654,598	-12.20	386,026	-41.03
FEDERAL FUND	22,690	20,196	22,690	12.35	22,690	
INTERAGENCY TRANSFER			121,752		146,154	20.04
OTHER FUND	886,161	862,321	886,086	2.76	886,086	
B&I - MOBILE HOME LOT RENT SUBSIDY	385,865	536,669	594,187	10.72	483,819	-18.57
BALANCE FORWARD	25,102	169,138	215,029	27.13	103,274	-51.97
INTERAGENCY TRANSFER	23,353	25,546	41,748	63.42	43,135	3.32
OTHER FUND	337,410	341,985	337,410	-1.34	337,410	
B&I - MOBILE HOME PARKS	168,838	359,026	401,411	11.81	311,135	-22.49
BALANCE FORWARD	11,997	192,014	220,139	14.65	129,420	-41.21
INTERAGENCY TRANSFER	13,477	14,822	37,908	155.75	38,351	1.17
OTHER FUND	143,364	152,190	143,364	-5.80	143,364	
B&I - MFG HOUSING EDUCATION/RECOVERY	63,607	322,805	314,536	-2.56	280,422	-10.85
BALANCE FORWARD	-24,308	236,249	213,524	-9.62	178,812	-16.26
INTERAGENCY TRANSFER	12,741	14,221	25,838	81.69	26,436	2.31
OTHER FUND	75,174	72,335	75,174	3.92	75,174	
B&I - FINANCIAL INSTITUTIONS	3,141,742	6,216,098	6,345,308	2.08	6,411,142	1.04
GENERAL FUND	100	100	100		100	
BALANCE FORWARD	23,670	3,035,655	2,797,373	-7.85	2,742,783	-1.95
INTERAGENCY TRANSFER	5,639					
OTHER FUND	3,112,433	3,180,343	3,547,835	11.56	3,668,259	3.39
REVERSIONS	-100					

Nevada Legislative Counsel Bureau
Source of Funds Summary
2015-17 Fiscal Report

	2013-2014 Actual	2014-2015 Work Program	2015-2016 GOVERNOR RECOMMENDS	% Change	2016-2017 GOVERNOR RECOMMENDS	% Change
B&I - FINANCIAL INSTITUTIONS INVESTIGATIONS	35,307	974,483	1,090,022	11.86	1,204,164	10.47
BALANCE FORWARD	-122,477	939,533	932,238	-.78	1,046,380	12.24
OTHER FUND	157,784	34,950	157,784	351.46	157,784	
B&I - FINANCIAL INSTITUTIONS AUDIT	101,650	267,566	283,690	6.03	293,335	3.40
BALANCE FORWARD	1,963	153,806	165,330	7.49	177,835	7.56
OTHER FUND	99,687	113,760	118,360	4.04	115,500	-2.42
B&I - MORTGAGE LENDING	1,869,617	5,382,169	5,025,243	-6.63	4,353,582	-13.37
BALANCE FORWARD	-1,081,846	2,790,592	3,021,696	8.28	2,549,632	-15.62
INTERAGENCY TRANSFER	60,440					
OTHER FUND	2,891,023	2,591,577	2,003,547	-22.69	1,803,950	-9.96
B&I - TAXICAB AUTHORITY	6,711,041	10,936,690	10,831,955	-.96	8,519,895	-21.34
BALANCE FORWARD	301,533	4,287,860	4,277,513	-.24	1,880,817	-56.03
OTHER FUND	6,409,508	6,648,830	6,554,442	-1.42	6,639,078	1.29
B&I - TRANSPORTATION AUTHORITY	2,788,512	2,694,361	3,165,979	17.50	3,353,686	5.93
BALANCE FORWARD	-55,875	2,187	2,900	32.60	6,431	121.76
HIGHWAY FUND	2,400,107	2,379,382	2,805,362	17.90	2,967,460	5.78
INTERAGENCY TRANSFER	35,115					
INTERIM FINANCE	66,942					
OTHER FUND	342,223	312,792	357,717	14.36	379,795	6.17
B&I - TRANSPORTATION AUTHORITY ADMIN FINES	173,329	586,572	755,170	28.74	922,562	22.17
BALANCE FORWARD	-146,582	383,088	446,583	16.57	613,975	37.48
OTHER FUND	319,911	203,484	308,587	51.65	308,587	
TOTAL DEPT OF BUSINESS & INDUSTRY	136,318,586	136,174,019	146,130,412	7.31	141,227,357	-3.36
GENERAL FUND	2,796,747	2,850,923	1,786,833	-37.32	2,250,538	25.95
BALANCE FORWARD	-8,031,970	45,592,856	42,074,083	-7.72	38,023,826	-9.63
FEDERAL FUND	12,247,119	10,716,210	9,968,678	-6.98	9,708,331	-2.61
HIGHWAY FUND	2,400,107	2,379,382	2,805,362	17.90	2,967,460	5.78
INTERAGENCY TRANSFER	7,102,101	7,167,045	8,973,059	25.20	7,228,653	-19.44
INTERIM FINANCE	136,256					
OTHER FUND	121,799,485	67,467,603	80,522,397	19.35	81,048,549	.65
REVERSIONS	-2,131,259					
GOVERNOR'S OFFICE OF ECONOMIC DEVELOPMENT						
GOED - GOVERNOR'S OFFICE OF ECONOMIC DEV	10,139,260	8,985,092	8,422,152	-6.27	8,465,182	.51
GENERAL FUND	7,899,539	6,906,084	8,237,152	19.27	8,280,182	.52
FEDERAL FUND	113,834	3,188	100,000	3,036.76	100,000	
INTERAGENCY TRANSFER	710,190	743,110	10,000	-98.65	10,000	
INTERIM FINANCE	1,460,000	1,248,000				
OTHER FUND	51,000	84,710	75,000	-11.46	75,000	
REVERSIONS	-95,303					
GOED - NEVADA FILM OFFICE	681,332	979,827	867,963	-11.42	793,161	-8.62
BALANCE FORWARD	3,966	203,000	203,000		123,387	-39.22
INTERAGENCY TRANSFER	634,686	657,304	600,000	-8.72	600,000	
OTHER FUND	42,680	119,523	64,963	-45.65	69,774	7.41

Nevada Legislative Counsel Bureau
Source of Funds Summary
2015-17 Fiscal Report

	2013-2014 Actual	2014-2015 Work Program	2015-2016 GOVERNOR RECOMMENDS	% Change	2016-2017 GOVERNOR RECOMMENDS	% Change
GOED - RURAL COMMUNITY DEVELOPMENT	1,719,391	2,457,016	2,677,285	8.96	2,678,969	.06
GENERAL FUND	160,034	163,764	98,402	-39.91	100,434	2.06
BALANCE FORWARD	-93,422	131,223	131,223		131,223	
FEDERAL FUND	1,639,365	2,130,629	2,447,660	14.88	2,447,312	-.01
OTHER FUND	95,071	31,400				
REVERSIONS	-81,657					
GOED - PROCUREMENT OUTREACH PROGRAM	527,080	581,717	596,199	2.49	596,640	.07
GENERAL FUND	111,652	113,810	128,292	12.72	128,733	.34
FEDERAL FUND	421,779	467,907	467,907		467,907	
REVERSIONS	-6,351					
GOED - NEVADA CATALYST FUND		11,569,690	17,050,773	47.37	14,174,223	-16.87
GENERAL FUND		1,500,000	17,000,000	1,033.33		
BALANCE FORWARD	-40,931	10,040,932	15,923	-99.84	14,155,773	88,801.42
OTHER FUND	40,931	28,758	34,850	21.18	18,450	-47.06
GOED - NEVADA SSBCI PROGRAM	850,252	7,313,358	5,693,131	-22.15	3,391,546	-40.43
BALANCE FORWARD	811,326	1,148,310			2,014,194	
FEDERAL FUND		4,555,048	4,693,080	3.03		
OTHER FUND	38,926	1,610,000	1,000,051	-37.89	1,377,352	37.73
GOED - NEVADA KNOWLEDGE FUND	824,147	9,218,972	13,213,212	43.33	9,987,638	-24.41
GENERAL FUND	5,000,000	5,000,000	9,000,000	80.00	5,000,000	-44.44
BALANCE FORWARD	-4,194,532	4,194,533	4,194,533		4,968,959	18.46
OTHER FUND	18,679	24,439	18,679	-23.57	18,679	
TOTAL GOVERNOR'S OFFICE OF ECONOMIC DEVELOPMENT	14,741,462	41,105,672	48,520,715	18.04	40,087,359	-17.38
GENERAL FUND	13,171,225	13,683,658	34,463,846	151.86	13,509,349	-60.80
BALANCE FORWARD	-3,513,593	15,717,998	4,544,679	-71.09	21,393,536	370.74
FEDERAL FUND	2,174,978	7,156,772	7,708,647	7.71	3,015,219	-60.89
INTERAGENCY TRANSFER	1,344,876	1,400,414	610,000	-56.44	610,000	
INTERIM FINANCE	1,460,000	1,248,000				
OTHER FUND	287,287	1,898,830	1,193,543	-37.14	1,559,255	30.64
REVERSIONS	-183,311					
DEPARTMENT OF TOURISM AND CULTURAL AFFAIRS						
TOURISM - STEWART INDIAN SCHOOL LIVING LEGACY					122,177	
GENERAL FUND					122,177	
TOURISM - TOURISM DEVELOPMENT FUND	19,319,912	23,008,692	24,724,058	7.46	24,588,596	-.55
BALANCE FORWARD	29,351	4,375,041	4,129,828	-5.60	3,375,845	-18.26
OTHER FUND	19,290,561	18,633,651	20,594,230	10.52	21,212,751	3.00
TOURISM - TOURISM DEVELOPMENT	12,000	225,550	105,480	-53.23	105,480	.00
BALANCE FORWARD	-93,480	118,296				
INTERAGENCY TRANSFER	100,000	100,000	100,000		100,000	
OTHER FUND	5,480	7,254	5,480	-24.46	5,480	

Nevada Legislative Counsel Bureau
Source of Funds Summary
2015-17 Fiscal Report

	2013-2014 Actual	2014-2015 Work Program	2015-2016 GOVERNOR RECOMMENDS	% Change	2016-2017 GOVERNOR RECOMMENDS	% Change
TOURISM - NEVADA MAGAZINE	1,132,474	1,255,922	1,344,696	7.07	1,391,503	3.48
BALANCE FORWARD	82,644	137,485	94,866	-31.00	141,673	49.34
INTERAGENCY TRANSFER			50,000		50,000	
OTHER FUND	1,049,830	1,118,437	1,199,830	7.28	1,199,830	
TOURISM - MUSEUMS & HISTORY	362,515	360,081	417,187	15.86	417,344	.04
GENERAL FUND	179,260	178,687	208,594	16.74	208,671	.04
BALANCE FORWARD	-726					
INTERAGENCY TRANSFER	184,702	181,394	208,593	14.99	208,673	.04
REVERSIONS	-721					
TOURISM - MUSEUMS & HIST - LOST CITY MUSEUM	418,083	430,687	469,134	8.93	479,134	2.13
GENERAL FUND	177,201	172,378	186,105	7.96	190,755	2.50
BALANCE FORWARD	-7,307					
INTERAGENCY TRANSFER	177,203	172,379	186,105	7.96	190,751	2.50
OTHER FUND	78,291	85,930	96,924	12.79	97,628	.73
REVERSIONS	-7,305					
TOURISM - MUSEUMS & HIST-NEVADA HISTORICAL SOCIETY	493,362	593,624	623,401	5.02	645,809	3.59
GENERAL FUND	245,116	244,126	283,236	16.02	293,758	3.71
BALANCE FORWARD	-8,037					
INTERAGENCY TRANSFER	252,079	294,682	283,236	-3.88	293,763	3.72
INTERIM FINANCE	1,898					
OTHER FUND	6,544	54,816	56,929	3.85	58,288	2.39
REVERSIONS	-4,238					
TOURISM - MUSEUMS & HIST - NEVADA STATE MUSEUM, CC	1,560,065	1,618,949	1,701,288	5.09	1,693,840	-.44
GENERAL FUND	668,373	672,899	738,313	9.72	733,464	-.66
BALANCE FORWARD	-14,139	1,350				
FEDERAL FUND	494	23,118				
INTERAGENCY TRANSFER	683,487	677,022	738,311	9.05	733,478	-.65
INTERIM FINANCE	4,071					
OTHER FUND	224,644	244,560	224,664	-8.14	226,898	.99
REVERSIONS	-6,865					
TOURISM - MUSEUMS & HIST - NEVADA STATE MUSEUM, LV	1,394,842	1,462,515	1,557,838	6.52	1,582,572	1.59
GENERAL FUND	649,406	656,549	713,757	8.71	725,357	1.63
BALANCE FORWARD	-22,866					
INTERAGENCY TRANSFER	658,237	665,528	713,759	7.25	725,359	1.63
INTERIM FINANCE	53,172					
OTHER FUND	56,893	140,438	130,322	-7.20	131,856	1.18
TOURISM - MUSEUMS & HIST - STATE RAILROAD MUSEUMS	1,168,297	1,267,290	1,320,385	4.19	1,327,183	.51
GENERAL FUND	442,208	449,363	495,989	10.38	498,700	.55
BALANCE FORWARD	-28,321					
INTERAGENCY TRANSFER	452,969	457,252	495,994	8.47	498,705	.55
OTHER FUND	323,527	360,675	328,402	-8.95	329,778	.42
REVERSIONS	-22,086					

Nevada Legislative Counsel Bureau
Source of Funds Summary
2015-17 Fiscal Report

	2013-2014 Actual	2014-2015 Work Program	2015-2016 GOVERNOR RECOMMENDS	% Change	2016-2017 GOVERNOR RECOMMENDS	% Change
TOURISM - NEVADA ARTS COUNCIL	1,939,606	2,087,518	2,249,963	7.78	2,262,932	.58
GENERAL FUND	537,513	534,381	725,581	35.78	730,237	.64
BALANCE FORWARD	-39,383	74,098	17,999	-75.71	17,999	
FEDERAL FUND	635,800	663,500	663,500		663,500	
INTERAGENCY TRANSFER	742,732	734,382	775,676	5.62	783,989	1.07
OTHER FUND	75,235	81,157	67,207	-17.19	67,207	
REVERSIONS	-12,291					
TOURISM - NEVADA HUMANITIES	50,000	50,000	50,000	.00	50,000	.00
GENERAL FUND	50,000	50,000	50,000		50,000	
TOURISM - INDIAN COMMISSION	245,598	256,688	268,757	4.70	281,671	4.81
GENERAL FUND	189,600	188,442	201,568	6.97	208,819	3.60
BALANCE FORWARD	-4,073					
INTERAGENCY TRANSFER	72,157	68,246	67,189	-1.55	72,852	8.43
REVERSIONS	-12,086					
TOTAL DEPARTMENT OF TOURISM AND CULTURAL AFFAIRS	28,096,754	32,617,516	34,832,187	6.79	34,948,241	.33
GENERAL FUND	3,138,677	3,146,825	3,603,143	14.50	3,761,938	4.41
BALANCE FORWARD	-106,337	4,706,270	4,242,693	-9.85	3,535,517	-16.67
FEDERAL FUND	636,294	686,618	663,500	-3.37	663,500	
INTERAGENCY TRANSFER	3,323,566	3,350,885	3,618,863	8.00	3,657,570	1.07
INTERIM FINANCE	59,141					
OTHER FUND	21,111,005	20,726,918	22,703,988	9.54	23,329,716	2.76
REVERSIONS	-65,592					
COMMERCE & INDUSTRY						
GENERAL FUND	47,374,019	47,753,576	73,966,167	54.89	53,948,508	-27.06
BALANCE FORWARD	-10,689,988	76,834,697	59,367,226	-22.73	70,524,472	18.79
FEDERAL FUND	146,363,295	152,298,619	150,145,501	-1.41	144,970,057	-3.45
HIGHWAY FUND	2,400,107	2,379,382	2,805,362	17.90	2,967,460	5.78
INTERAGENCY TRANSFER	27,476,643	30,402,946	30,410,715	.03	28,389,420	-6.65
INTERIM FINANCE	1,703,397	1,248,000				
OTHER FUND	191,890,955	142,323,154	155,045,867	8.94	156,258,660	.78
REVERSIONS	-5,389,098					
TOTAL FOR COMMERCE & INDUSTRY	401,129,330	453,240,374	471,740,838	4.08	457,058,577	-3.11
Less: INTER-AGENCY TRANSFER	27,476,643	30,402,946	30,410,715	.03	28,389,420	-6.65
NET COMMERCE & INDUSTRY	373,652,687	422,837,428	441,330,123	4.37	428,669,157	-2.87

HUMAN SERVICES

The Human Services function consists of the Department of Health and Human Services (DHHS), which includes the divisions of Health Care Financing and Policy, Aging and Disability Services, Public and Behavioral Health, Welfare and Supportive Services, and Child and Family Services. This function also includes the Department of Employment, Training and Rehabilitation.

The Executive Budget recommends General Fund support for the Human Services functional area totaling $1.048 billion in FY 2016, which is flat compared to the $1.046 billion as approved by the 2013 Legislature for FY 2015, and $1.142 billion in FY 2017, which represents an 8.9 percent increase from amounts recommended for FY 2016. The Governor recommends $4.437 billion in FY 2016 from all funding sources, less interagency transfers, which is an 18.2 percent increase over the $3.753 billion approved for FY 2015 and $4.581 billion in FY 2017, which is an additional increase of 3.3 percent over FY 2016.

DEPARTMENT OF HEALTH AND HUMAN SERVICES

DIRECTOR'S OFFICE

The Director's Office is responsible for coordinating all departmental programs, overseeing the department's budgets and providing technical assistance to the various divisions within the department. The following budgets are directly administered by the Director's Office: Administration; UPL Holding Account; Developmental Disabilities; the Grants Management Unit; the Revolving Account for the Prevention and Treatment of Problem Gambling; Children's Trust account; Consumer Health Assistance; Indigent Hospital Care; the Fund for Healthy Nevada; and the Individuals with Disabilities Education Act-Part C budget. The Director's Office also provides administrative assistance to the Office of the State Public Defender.

ADMINISTRATION

The Executive Budget recommends General Fund appropriations totaling $182,891 over the 2015-17 biennium for a new IT Professional position to serve the main Director's office as well as six satellite offices throughout the state with IT-related services. The Governor also recommends General Fund appropriations totaling $165,976 over the biennium to support the Tribal Liaison position previously supported by a transfer of federal grant funds from the Division of Public and Behavioral Health.

UPPER PAYMENT LIMIT (UPL) HOLDING ACCOUNT

The 2013 Legislature authorized the creation of the UPL Holding account through Section 51 of Assembly Bill 507 to allow the Department of Health and Human Services (DHHS) to receive funding transferred from other DHHS divisions resulting from savings associated with not providing health care and related services. The legislation also

specifies that funding transferred to this account must be utilized to support the state share of an expanded Medicaid supplemental payment program and associated administrative costs, with any remaining funding reverting to the General Fund.

At its October 22, 2013, meeting, the Interim Finance Committee approved creating the UPL Holding account, transferring funding from other DHHS divisions to this account, transferring funding from this budget to the Division of Health Care Financing and Policy (DHCFP) to support the state share of a new Medicaid supplemental payment program, and reverting remaining funding to the General Fund.

The Executive Budget recommends continuing the UPL Holding account in the 2015-17 biennium. The Governor recommends transferring savings of $2.2 million in each year of the 2015-17 biennium from Division of Public and Behavioral Health (DPBH) budgets to this account. The agency anticipates that a nonprofit organization would provide certain services, that the DPBH is budgeted to pay for, to state clients at no charge, generating savings that would be transferred to this account. The Governor recommends transferring $1.6 million and $1.5 million in FY 2016 and FY 2017, respectively, from this account to the DHCFP to provide the state share of the new Medicaid supplemental payment program, known as the Private Hospital Collaborative UPL program. General Fund reversions are projected to amount to $617,926 in FY 2016 and $639,174 in FY 2017.

GRANTS MANAGEMENT UNIT

The Grants Management Unit (GMU) administers grant programs within the DHHS Director's Office, which include: tobacco settlement funds (Fund for Healthy Nevada); Federal Title XX Purchase of Social Services; Community Services Block Grant; Children's Trust Account; and funds for the Prevention and Treatment of Problem Gambling.

FUND FOR HEALTHY NEVADA

Revenue for the Fund for a Healthy Nevada (FHN) is provided through a transfer from the Treasurer's Office of tobacco settlement funds received by the state pursuant to the Tobacco Master Settlement Agreement of 1998. *Nevada Revised Statutes* 439.620 requires that the FHN be administered by the State Treasurer (non-Executive Budget account). After allocations to the Attorney General's Office for the Tobacco Enforcement Unit and the Department of Taxation's Compliance Unit, the Treasurer transfers 60 percent of the tobacco settlement funds from the FHN to various DHHS budgets, and the remaining 40 percent supports the Governor Guinn Millennium Scholarship program.

Pursuant to NRS 439.630, the DHHS Director must consider the recommendations of the Grants Management Advisory Committee, the Nevada Commission on Aging, and the Nevada Commission on Services for Persons with Disabilities, after conducting a statewide needs assessment, in developing a spending plan for the allocation of

tobacco settlement funds. For the entire department, The Executive Budget recommends the following FHN allocations over the 2015-17 biennium pursuant to the spending plan developed by DHHS Director:

Tobacco Settlement Funds 2015-17 Biennium				
Use Category	**FY 2016**	**FY 2017**	**Biennium Total**	**Notes**
Senior/Disability Rx; Senior Independent/Assisted Living	$ 9,536,654	$ 9,536,654	$ 19,073,308	
Tobacco Cessation	$ 1,000,000	$ 1,000,000	$ 2,000,000	
Wellness NRS 439.630(g)	$ 12,813,500	$ 11,984,669	$ 24,798,169	Includes: Suicide Prevention, NV 2-1-1, Immunization, Hunger Prevention, Adult/Youth Mental Health, Family Resource Centers, Differential Response
Disability Grants NRS 439.630(h)	$ 6,209,758	$ 5,959,758	$ 12,169,516	Includes: Respite, Traumatic Brain Injury, Autism, Alzheimer's Task Force, Family Preservation, Positive Behavior and Independent Living grants
Total:	**$ 29,559,912**	**$ 28,481,081**	**$ 58,040,993**	

Note: The above amounts include $1.8 million in administrative costs

Of the $58.0 million in tobacco settlement funds shown in the table above, The Executive Budget recommends $17.4 million over the 2015-17 biennium for the Grants Management Unit (GMU) to administer the funds and award grants, which represents a 3.8 percent decrease from the $18.1 million approved for the 2013-15 biennium. The decrease is primarily due to redirecting an allocation of tobacco settlement funds to the Office of Consumer Health Assistance to support a portion of the Ombudsman positions in that budget.

Aside from a minimal number of grant eliminations, grants established during the current biennium are continued in The Executive Budget for the 2015-17 biennium. However, changes in the level of funding from what was approved for the 2013-15 biennium are recommended due to the results of the 2014 needs assessment, as well as the elimination of a $12.5 million one-time tobacco payment the state received in FY 2013 as result of settlement of the non-participating manufacturers dispute.

Title XX Purchase of Social Services

This program is established under Title XX of the federal Social Security Act to provide states with funds for a wide variety of social service programs. The state's Title XX funds support subgrants to state and non-state agencies for social programs. The Executive Budget recommends total expenditure authority of $27.1 million over the 2015-17 biennium. The Governor recommends maintaining the Title XX grants to non-state agencies at $1.1 million for each fiscal year of the 2015-17 biennium, which retains the same level of funding authorized for the 2013-15 biennium.

CONSUMER HEALTH ASSISTANCE

To streamline consumer-related information, and improve the facilitation of resources and outreach efforts, the 2011 Legislature approved the Governor's recommendation to merge the Office of Consumer Health Assistance with the Office of Minority Health.

The Office of Consumer Health Assistance assists Nevada consumers in navigating the health care system to understand patient rights and responsibilities under various healthcare plans, including industrial insurance, Medicaid, and prescription drug programs. The office responds to and investigates complaints regarding healthcare plans and policies, resolves disputes between patients and hospitals, and conducts and coordinates statewide educational outreach to increase awareness of and access to health care services. The mission of the Nevada Office of Minority Health is to improve the quality of health care services for members of minority groups.

The office has locations in Las Vegas and Elko, and is supported by a General Fund appropriation, Medicaid funding, hospital assessments, federal funds, and a transfer from the Workers' Compensation and Safety Fund. Federal funds awarded to the office during the past two biennia have allowed the Office of Consumer Health Assistance to increase its assistance to Nevada consumers regarding issues surrounding the implementation of the Affordable Care Act (ACA) and the Silver State Health Insurance Exchange (SSHIX).

Due to the expiring Affordable Care Act/Consumer Affairs Program (ACA/CAP) and SSHIX federal grant funds and the United Health Settlement Funds, four full-time positions and one part-time position were eliminated from the Office of Consumer Health Assistance in FY 2015. To allow the agency to continue to support consumers through the implementation phases of the ACA and SSHIX, the Interim Finance Committee approved the use of tobacco settlement funds to continue four Ombudsman positions through the end of FY 2015, whose federal funds were set to expire. The Executive Budget recommends $703,697 over the 2015-17 biennium comprised of a combination of federal grant funds transferred from the Division of Public Health and tobacco settlement funds to continue three of the Ombudsman positions over the 2015-17 biennium, and recommends eliminating one Ombudsman position.

INDIGENT HOSPITAL CARE

The Indigent Hospital Care account, previously known as the Indigent Supplemental account, was created to provide reimbursement to Nevada counties for unpaid hospital charges for medical treatment of indigent persons and reimbursement to hospitals for care provided to indigent persons who have been injured in motor vehicle accidents in Nevada. The account is primarily funded by a property tax levy of 1.5 cents on each $100 of assessed valuation and unmet free care funding collected from hospitals pursuant to NRS 439B.340. The account is administered by the Board of Trustees of the Fund for Hospital Care to Indigent Persons.

During the 2013 Legislative Session, it was predicted that unpaid hospital charges would decrease as a result of provisions in the Affordable Care Act, including the individual insurance mandate and Medicaid expansion, reducing the need for payments to counties and hospitals from this account. The 2013 Legislature approved Senate Bill 452, which authorizes the Board of Trustees to enter into an agreement with the Division of Health Care Financing and Policy (DHCFP) to transfer funds from this account to DHCFP to provide for enhanced reimbursement rates for hospital care for Medicaid recipients or make supplemental payments to hospitals in accordance with the State Plan for Medicaid.

At its August 14, 2013, meeting, the Board of Trustees approved entering into an agreement with the DHCFP to utilize funding from this account to provide the state share of a new Medicaid supplemental payment program and to provide relief to counties that are unable to meet the obligation to fund their portion of the state share of costs associated with the County Indigent population in the Medicaid budget. The Interim Finance Committee approved transferring funding from this account to the DHCFP for these purposes at its October 22, 2014, meeting.

The Executive Budget recommends continuing the transfer of funding from this account to the DHCFP to support the state share of the new Medicaid supplemental payment program, known as the Indigent Accident Fund Upper Payment Limit program, and includes transfers of $13.5 million in FY 2016 and $14.1 million in FY 2017. In addition, the Governor's recommended budget includes $500,000 in each year to pay claims to hospitals and counties for unpaid hospital charges.

IDEA-PART C COMPLIANCE

The Individuals with Disabilities Education Act (IDEA) Part C Compliance office serves as the lead state agency to ensure there is a statewide comprehensive, coordinated and multidisciplinary interagency system of early intervention services for infants and toddlers with developmental delays. The budget is supported with funds from the federal Department of Education. Total recommended funding for the 2015-17 biennium is $8.0 million, roughly the same amount authorized for the 2013-15 biennium. The Executive Budget recommends federal funds of $176,514 over the upcoming biennium to support a new Developmental Specialist position in Carson City to assist with site visits, technical support, and training for the early intervention system.

AGING AND DISABILITY SERVICES DIVISION

The Aging and Disability Services Division (ADSD) provides leadership and advocacy in the planning, development and delivery of a comprehensive support service system to allow all of Nevada's elders, children and adults with disabilities or special health care needs to live independent, meaningful and dignified lives. The 2013 Legislature approved the transfer of Developmental Services from the former Mental Health and Developmental Services Division, and Early Intervention Services from the former

Health Division to ADSD to consolidate developmental disability services for persons at all stages of life within one state agency.

The Executive Budget recommends General Fund appropriations of $291.3 million in the 2015-17 biennium, representing an increase of $48.7 million, or 20.1 percent, over the $242.6 million approved for the 2013-15 biennium. General Fund appropriations are the largest funding source for the division, but the division is also supported by federal funding sources, such as Medicaid reimbursements and Administration for Community Living, as well as tobacco settlement funds.

SENIOR RX AND DISABILITY RX PROGRAMS

The Senior Rx and Disability Rx programs assist eligible low-income seniors and the disabled to obtain essential prescription medications. The programs contribute to Medicare Part D premiums, pay Medicare Part D gap (i.e., the "doughnut hole") costs, and provide assistance for enrollees not eligible for Medicare. The Governor recommends total funding of $6.7 million in the 2015-17 biennium, a 32.9 percent decrease from the legislatively approved amount of $9.9 million in the 2013-15 biennium. The Executive Budget recommends the programs continue to be supported by tobacco settlement funds.

In the 2013-15 biennium, $2.3 million in tobacco settlement funds were approved to begin a pilot program to provide dental benefits to members enrolled in the Senior Rx and Disability Rx programs. The Executive Budget recommends all tobacco settlement funds allotted to Senior Rx and Disability Rx be used solely for prescription benefits, thereby discontinuing dental benefits provided to Senior Rx and Disability Rx program members for the 2015-17 biennium.

FEDERAL PROGRAMS AND ADMINISTRATION

The Federal Programs and Administration budget is the primary administrative account for the division and provides funding for grants and resource development, maintains the Elder Rights program, and provides centralized fiscal services for the division. The Federal Programs and Administration budget is primarily funded with General Fund appropriations, federal funds and cost allocation revenue charged for services provided to the other budgets within the division.

The Governor recommends General Fund appropriations of $524,617 over the 2015-17 biennium to address a caseload increase in the state Long-Term Care Ombudsman Program (LTCOP), in which Elder Rights Advocates provide information and advocacy services to seniors in long-term care facilities. The caseload for LTCOP is recommended to increase from a projected average of 7,170 cases in FY 2015 to an average of 12,057 cases in FY 2017. The caseload increase represents population growth as well as a recommended increase in the number of visits from agency staff to large facilities each year. A total of six new positions would be added to support the increased caseload.

HOME AND COMMUNITY BASED SERVICES

Home and Community Based Services provides community-based resources for seniors and people with disabilities who are ineligible for services through public entitlement programs, or for whom services do not otherwise exist. The Autism Treatment Assistance Program (ATAP), Elder Protective Services, Homemaker, Communications Access, Independent Living, Personal Assistance Services (PAS) and Traumatic Brain Injury programs comprise Home and Community Based Services. The Home and Community Based Services budget is funded with General Fund appropriations, tobacco settlement funds, federal funds and telephone surcharge funding received from the Public Utilities Commission.

The Governor recommends additional funding of $14.6 million over the 2015-17 biennium, including $8.6 million in General Fund appropriations, to support expenditures associated with increasing the ATAP caseload from 572 children served per month to 836 by the end of FY 2017. Even with the proposed increase in recommended funding, the number of individuals on the waitlist for ATAP is projected to increase from 500 in June 2014 to 1,001 in June 2017.

Community Based Services provides alternatives to nursing home placement for seniors at risk of institutionalization through the federally-funded Medicaid Home and Community Based Waiver (HCBW) as well as the state-funded Community Service Options Program for the Elderly (COPE), Homemaker, and Personal Assistance Services programs. The Governor recommends additional funding of $3.0 million over the 2015-17 biennium, including $1.5 million in General Fund appropriations, to address an anticipated increase in the Community Based Care program caseload. Eleven new positions would be added to support the increased caseload. The following chart depicts the Governor's recommended caseload levels for the Community Based Care program.

	Monthly Caseload					
	Actual June FY 2014[1]	Projected June FY 2015	Governor Recommends June FY 2016	June FY 2017	Increase Over FY 2015 Caseload	% Change
Federally Funded						
Home and Community Based Waiver (HCBW) [2]	1,775	1,821	1,906	1,994	173	9.5%
State Funded						
Community Service Options Program for the Elderly (COPE)	48	50	59	70	20	40.0%
Homemaker Program	317	322	359	400	78	24.2%
Personal Assistance Services (PAS) Program	123	121	131	141	20	16.5%
Total	**2,263**	**2,314**	**2,455**	**2,605**	**291**	**12.6%**

[1] Obtained from Caseload Evaluation Organization reports developed by the Department of Health and Human Services.

[2] The HCBW-Assisted Living waiver was combined with the HCBW-Frail Elderly waiver during the 2013-15 biennium.

The Governor also recommends transferring the Waiver for Independent Nevadans (WIN) program from Division of Health Care Financing and Policy (DHCFP) to the Aging and Disability Services Division (ADSD) so that personnel, service coordination, and resources are combined with the HCBW. The recommendation includes transferring 25 existing positions and 2 new positions to ADSD. Since Medicaid would be paying for a larger percentage of the WIN program under ADSD, General Fund appropriations supporting WIN would be reduced by $334,827 over the biennium.

The Executive Budget recommends $140,082 in telephone surcharge revenues over the 2015-17 biennium to establish an interpreter oversight and training program that would train interpreters and ensure they are registered with the interpreter registry in Nevada. The recommended funding primarily supports the addition of one new position to establish and oversee the new program.

EARLY INTERVENTION SERVICES

Early Intervention Services (EIS) works to identify infants and toddlers who have, or are at risk for, developmental delays. The program provides services and support for families with children who have developmental delays and helps facilitate the children's learning and individualized development. The Executive Budget recommends total General Fund appropriations of $29.5 million in FY 2016 and $30.2 million in FY 2017, which is a 2.1 percent increase in FY 2016 over the legislatively approved amount in FY 2014 of $28.9 million, and an additional 2.4 percent increase in FY 2017 over FY 2016. Due to lower than anticipated caseloads in FY 2014, the program reverted $5.2 million in General Fund appropriations at the end of the fiscal year.

To fund intervention therapies for new children entering the program, the Governor recommends total funding increases of $2.0 million over the 2015-17 biennium, of which $1.9 million is General Fund appropriations. The Executive Budget recommends increasing the number of children served from 3,210 children per month in FY 2015 up to 3,403 children per month by the end of FY 2017.

FAMILY PRESERVATION PROGRAM

The Family Preservation Program provides assistance to low-income families caring for individuals with developmental disabilities in their homes. Additional General Fund appropriations of $192,984 are recommended for the 2015-17 biennium to assist 32 additional low-income families statewide with monthly assistance payments of $374. The Governor recommends total program funding of $5.8 million over the biennium, which includes the continued use of $1.2 million of tobacco settlement revenue each year from the Healthy Nevada Fund.

DEVELOPMENTAL SERVICES

The division provides an array of services to people with intellectual and developmental disabilities and related conditions through three regional centers: Sierra Regional Center (SRC) in the Reno-Sparks area; Desert Regional Center (DRC) in Clark County and surrounding areas; and the Rural Regional Center (RRC) for the remainder of the state. The Governor recommends funding for all developmental services (excluding the Family Preservation Program) during the 2015-17 biennium of $343.0 million, a 14.3 percent increase over the 2013-15 legislatively approved total of $300.0 million. The Governor recommends General Fund appropriations of $175.4 million for the 2015-17 biennium, an increase of $28.5 million, or 19.4 percent, when compared to the General Fund appropriations approved for the 2013-15 biennium.

To address caseload increases, the Governor recommends $29.9 million over the 2015-17 biennium, of which $16.2 million is General Fund appropriations. Funding would support a total of 25 new positions (24.51 FTE) added at the three regional centers to accommodate the increased caseload. The Governor also recommends an additional $7.8 million over the 2015-17 biennium, of which $4.0 million is General Fund appropriations, to increase the average hourly rate paid to providers of direct services for community care.

DIVISION OF HEALTH CARE FINANCING AND POLICY

The mission of the Division of Health Care Financing and Policy (DHCFP) is to purchase and provide quality health care services to low-income Nevadans through the Medicaid and Nevada Check Up programs in the most efficient manner; to promote equal access to health care at an affordable cost; to restrain the growth of health care costs; and to maximize the receipt of federal revenue for the provision of health care programs.

The Executive Budget recommends total funding to support the division's programs in the amount of $6.979 billion for the 2015-17 biennium, which is an increase of $1.941 billion (38.5 percent) when compared to the total amount of funding legislatively approved for the 2013-15 biennium. General Fund appropriations are recommended to increase by $47.2 million (4.1 percent) to $1.199 billion over the 2015-17 biennium, compared to the $1.151 billion approved for the 2013-15 biennium.

INTERGOVERNMENTAL TRANSFER PROGRAM

The Intergovernmental Transfer (IGT) budget collects funds from other governmental entities to be used as state matching funds for Medicaid expenditures, thereby reducing the need for General Fund appropriations. Funds are collected in the IGT budget and then transferred to Medicaid for use as state matching funds. The IGT payments that are in excess of the required state match are used to offset General Fund appropriations for other Medicaid expenditures, referred to as the state net benefit. Significant programs supported by IGT funding and associated budgetary recommendations are described below.

- Disproportionate Share Hospital Program (DSH): The DSH program provides payments to hospitals that have a disproportionate share of uncompensated costs due to services provided to indigents and the uninsured in comparison to other hospitals. The federal government provides a specific annual allotment of federal funds for each state; however, in order to receive these funds, states must provide matching funds.

  Pursuant to *Nevada Administrative Code* (NAC) 422.105, Clark and Washoe Counties are required to make IGT payments to the division in support of the DSH program. Through the enactment of Senate Bill 452, the 2013 Legislature directed revenue from a $0.01 ad valorem tax on each $100 of assessed value of taxable

property to the Intergovernmental Transfer Account. Pursuant to NAC 422.105, this revenue is used as an offset to county contributions to the DSH program. Previously, this funding was allocated to the Supplemental Account for Medical Assistance to Indigent Persons.

The Executive Budget recommends that participating hospitals receive payments of approximately $78.4 million for FY 2016 and $75.1 million for FY 2017. Fiscal Year 2017 projected payments are lower due to a provision of the Affordable Care Act (ACA), which decreases federal DSH allotments to states beginning in FY 2017. The counties benefit indirectly from these payments by approximately $23.2 million for FY 2016 and $22.1 million for FY 2017 when comparing the hospital DSH payments to the amount of the IGT payments. The Executive Budget estimates that ad valorem tax revenues will offset county contributions in support of the DSH program by $8.1 million and $8.5 million in FY 2016 and FY 2017, respectively. For the 2015-17 biennium, The Executive Budget estimates the IGT program will generate state net benefit amounting to $27.6 million in FY 2016 and $26.0 million in FY 2017.

- Upper Payment Limit (UPL) Programs: Federal Medicaid law allows states the option of making supplemental payments to qualifying hospitals up to the amount Medicare would have paid for the same services provided to fee-for-service recipients, known as the upper payment limit. The intent is to preserve access to inpatient and outpatient hospital services for needy individuals by reimbursing hospitals that qualify for uncompensated or under-compensated care.

  The Public Hospital UPL programs provide payments to county-owned hospitals for inpatient and outpatient services. Pursuant to interlocal agreements, counties make IGT payments to be used as state matching funds for the Public Hospital UPL programs. The Executive Budget recommends continuing the Public Hospital UPL programs for the 2015-17 biennium, with payments to participating hospitals totaling $92.3 million in FY 2016 and $81.1 million in FY 2017. The net benefit to counties (hospital payments less IGT payments) is budgeted to be approximately $46.0 million for FY 2016 and $40.2 million for FY 2017. The estimated net benefit for the state is $13.8 million for FY 2016 and $12.7 million for FY 2017.

  At its October 22, 2013, meeting, the Interim Finance Committee approved establishing the Private Hospital Collaborative UPL program to make supplemental payments for inpatient services to privately owned hospitals that have entered into an agreement with the state or a local government in Nevada to collaborate in providing health care services to low-income and needy persons. The Executive Budget recommends continuing the Private Hospital Collaborative UPL program in the 2015-17 biennium. Participating hospitals would receive payments totaling $4.6 million in FY 2016 and $4.4 million in FY 2017. The Director's Office transfers funding from savings realized in other departmental budgets to this budget to provide the state share of the supplemental payments. The state net benefit from the Private Hospital Collaborative UPL, which is budgeted

in the Director's Office for reversion to the General Fund rather than as an offset to General Fund in the Medicaid budget, is projected to be $1.3 million over the 2015-17 biennium.

The Interim Finance Committee approved establishing the Indigent Accident Fund UPL program to make supplemental payments to qualifying public and privately owned acute care hospitals for inpatient services at its October 22, 2014, meeting. The Governor recommends continuing the Indigent Accident Fund UPL in the 2015-17 biennium, with the state share of supplemental payments provided by funding transferred from the Indigent Hospital Care account in the Director's Office. Participating hospitals would receive supplemental payments of $31.9 million in FY 2016 and $32.4 million in FY 2017. This program does not generate a state net benefit.

- Medical Education Supplemental Payments: The University of Nevada School of Medicine (UNSOM) and Graduate Medical Education (GME) programs provide additional Medicaid payments in recognition of the higher cost of providing medical services in a teaching environment.

  During FY 2007, the division and the UNSOM entered into an agreement that provides supplemental payments to the UNSOM in recognition of the gap between Medicaid reimbursement and the average private insurance reimbursement for the same services (primarily outpatient services). The UNSOM provides the IGT revenue to be used as the state's match to receive federal Title XIX funds. Supplemental payments to UNSOM are budgeted at $5.0 million in FY 2016 and $5.5 million in FY 2017.

  The GME supplemental payment program provides supplemental payments to the University Medical Center. Clark County provides the Intergovernmental Transfer (IGT) revenue to be used as the state's match. The Executive Budget provides the necessary budget authority to pay GME payments of approximately $12.0 million in FY 2016 and $13.1 million in FY 2017. The GME program generates a state net benefit, estimated at $1.8 million for FY 2016 and $2.0 million for FY 2017.

The budget, as recommended, includes a beginning FY 2016 reserve balance totaling $25.4 million for the following purposes:

- $2.0 million reserve throughout the 2015-17 biennium in funding transferred from the Indigent Hospital Care account to provide relief to counties that are unable to meet the obligation to fund their portion of the state share of costs associated with county indigent population in the Medicaid budget.

- $5.2 million reserve throughout the 2015-17 biennium in funding transferred from the Indigent Hospital Care account to support the state share of the Indigent Accident fund UPL program, should revenues not materialize as budgeted.

- $18.1 million beginning FY 2016 state net benefit reserve, which would be utilized to reduce General Fund need in the Medicaid budget in FY 2016. All state net benefit funding from this budget is recommended to be used as a General Fund offset in the Medicaid budget. No unobligated state net benefit reserve is budgeted for FY 2017 for cash-flow purposes or unforeseen expenditure needs in the Medicaid or Nevada Check Up budgets.

ADMINISTRATION

The Administration budget provides the administrative staff and support services for the Division of Health Care Financing and Policy (DHCFP), which includes administration, accounting, budgeting, personnel, rates, compliance, utilization surveillance and review, privacy, recipient rights, provider enrollment and information technology, as well as the cost containment function required under NRS 439B.

The Governor recommends $2.2 million ($1.1 million General Fund appropriation) in FY 2016 and $2.7 million ($1.3 million General Fund appropriation) in FY 2017 for 41 new positions and associated operating costs, a 15 percent increase from the 278 positions (277.51 FTE) legislatively approved for the 2013-15 biennium. The recommended positions are briefly summarized below.

- Twelve positions are recommended to address increased workload associated with the ongoing implementation of the Patient Protection and Affordable Care Act (ACA). Three Administrative Assistants and three Health Care Coordinators are recommended to provide customer service in the division's district offices, two Management Analysts are recommended for the Rates and Cost Containment Unit, three Business Process Analysts are recommended for the Information Services Unit, and one Management Analyst is recommended for the Accounting Unit.

- Ten positions are recommended to comply with federal mandates. Six Health Care Coordinators and two Social Services Program Specialists are recommended for the Long Term Support Services Unit to address recent federal guidance regarding person-centered care planning. Two Social Service Program Specialists, including one for the Clinical Policy Unit and one for the Hearings Unit, are recommended to implement a recent federal mandate, which requires states to provide medically necessary behavioral intervention services to Medicaid recipients under the age of 21 with Autism Spectrum Disorder.

- Fourteen positions are recommended for the Program Integrity and Fiscal Integrity Units, including 11 Management Analysts, 1 Social Service Program Specialist, 1 Administrative Assistant, and 1 Auditor, to enhance the division's program integrity efforts through increased fiscal agent and managed care organization (MCO) monitoring, service utilization review, and provider education. Associated fiscal agent costs savings totaling $1.3 million ($335,860 General Fund appropriations) over the 2015-17 biennium are included in the recommended budget. Associated

medical service cost savings are included in the recommended Medicaid budget, as discussed in the Medicaid section.

- Five positions are recommended to enhance support for existing programs. Two Information Technology Professionals are recommended for the Information Services Unit to support changes to the Medicaid Management Information System (MMIS), including the recommended MMIS replacement project. Two Health Care Coordinators are recommended for the Long Term Support Services Unit to support the recommended increase in Waiver for Persons with Physical Disabilities (WIN) slots. Finally, one Health Resource Analyst is recommended for the Clinical Policy Unit to review program utilization and delivery systems.

The Governor recommends transferring funding totaling $2.0 million ($993,697 General Fund appropriation) in FY 2016 and $2.1 million ($1.0 million General Fund appropriation) in FY 2017 to transfer operation of the WIN waiver from the Administration budget to the Aging and Disability Services Division (ADSD), effective July 1, 2015. To effect the transfer, 27 positions, including 25 Health Care Coordinators and 2 Administrative Assistants, and associated operating costs would be transferred to the ADSD. Currently, the ADSD operates the two other federally approved Medicaid home and community based waiver programs. The DHCFP would retain administrative control over the waiver.

The Executive Budget recommends $13.5 million ($1.4 million General Fund appropriation) in FY 2016 and $20.0 million ($2.0 million General Fund appropriation) in FY 2017 to implement a portion of the third and final phase of the MMIS replacement project. During the upcoming biennium, the agency expects to release a project request for proposal, obtain Centers for Medicare and Medicaid Services (CMS) and Board of Examiners contract approval for the selected vendor, and begin system design and development. The agency anticipates that the replacement system will be deployed in FY 2019.

The Governor recommends net funding increases of $7.0 million ($2.0 million General Fund appropriation) in FY 2016 and $7.6 million ($2.4 million General Fund appropriation) in FY 2017 to support administrative and fiscal agent costs associated with implementing federal mandates, caseload changes, waiver slot increases, and technology projects.

INCREASED QUALITY OF NURSING CARE

The Increased Quality of Nursing Care budget account was created in accordance with Assembly Bill 395 approved by the 2003 Legislature, which instituted a methodology that requires the division to establish a provider tax program encompassing all freestanding long-term care facilities (except those owned by the state) in Nevada. Assembly Bill 395 stipulates that funding received via the provider tax and used to match federal Title XIX funds must be applied to increasing reimbursement rates and cannot be used to replace existing state expenditures paid to long-term care facilities.

Historically, the provider tax has been an established uniform rate based on non-Medicare patient days, and the rate has been set at the equivalent of 6 percent of the total annual gross revenues. The provider tax methodology was revised during FY 2012 in order to comply with federal requirements that the provider tax be uniform and generally distributive. To ensure that the provider tax meets these federal requirements, the division calculates two tax rates quarterly, neither of which may exceed the maximum allowable federal tax rate of 6 percent of net patient revenues.

The provider tax funds a supplemental payment to long-term care facilities. The Executive Budget indicates that the total state share available for supplemental payments will total $29.9 million in FY 2016 and $30.2 million in FY 2017. The Medicaid budget includes supplemental payments to long-term care facilities of $84.2 million and $86.2 million in FY 2016 and FY 2017, respectively. The statute allows the division to use no more than 1 percent of the taxes collected to administer the provider tax program.

NEVADA CHECK UP

The Balanced Budget Act of 1997 created the Children's Health Insurance Program under Title XXI of the Social Security Act to enable states to initiate and expand health care coverage targeted to low-income uninsured children. The Nevada Check Up program was approved to cover children ages birth through 18 years from families with incomes up to 205 percent of the federal poverty level. Eligible families pay quarterly premiums ranging from $0 to $80, based on their income level and family size. Services are provided under a managed care arrangement with participating managed care organizations (MCO) in Clark and Washoe counties and on a fee-for-service basis in areas of the state where a MCO network does not exist. Enrollment in the program began in October 1998.

Projected Caseload: The Executive Budget recommends reductions of $12.7 million ($892,507 General Fund appropriation) in FY 2016 and $12.6 million ($154,039 General Fund appropriation) in FY 2017 biennium to reduce Check Up monthly caseload to 13,974 in each year of the 2015-17 biennium, from the FY 2014 actual average monthly caseload of 21,771. The department's November 2014 projections, based on actual October 2014 caseload, show Check Up caseload declining throughout FY 2015, from 24,062 actual cases in July 2014 to 13,974 in projected cases in June 2015. Check Up caseload is projected to decrease due to Check Up recipients transitioning to other programs or choosing other health care coverage options. Specifically, provisions of the Affordable Care Act (ACA) transition certain Check Up recipients to Medicaid and make subsidized private health insurance available to families that are also eligible for Check Up through the Silver State Health Insurance Exchange. The Governor's recommended budget maintains Check Up caseload at 13,974 throughout the upcoming biennium. The General Fund decrease is attributable to both decreasing Check Up caseload and a provision of the ACA, which temporarily increases the Federal Medical Assistance Percentage for the Children's Health Insurance Program by 23 percent.

It should be noted that the department's most recent caseload projections produced in January 2015 based on actual December 2014 caseload shows a projected FY 2015 average monthly Check Up caseload of 22,650 and a June 2015 monthly Check Up caseload of 19,672. Average monthly Check Up caseload is now projected to remain at the 19,672 level throughout the 2015-17 biennium, or 40.8 percent higher than was projected at the time the Governor's recommended budget was prepared.

Provider Rate Increases (Mandatory and Discretionary): The Executive Budget recommends $1.2 million ($85,796 General Fund appropriation) in FY 2016 and $1.7 million ($21,451 General Fund appropriation) in FY 2017 for mandatory provider reimbursement rate increases in the Check Up budget. Reimbursement rates for MCOs, Federally Qualified Health Centers, Rural Health Clinics, and prescription drugs are recommended to increase.

The Governor recommends $889,811 ($65,846 General Fund appropriation) in FY 2016 and $643,798 ($8,305 General Fund appropriation) in FY 2017 for discretionary provider reimbursement rate increases in order to align Check Up rates with recommended rate increases in the Medicaid budget. Reimbursement rates for physicians, physician assistants, nurse practitioners, and acute inpatient hospital services would be increased in accordance with increases in the Medicaid budget.

Coverage for Autism Spectrum Disorder Services: The Governor recommends additional funding of $648,047 ($47,955 General Fund appropriation) in FY 2016 and $1.3 million ($16,720 General Fund appropriation) in FY 2017 to provide medically necessary behavior intervention services as a benefit for Check Up recipients with Autism Spectrum Disorder.

NEVADA MEDICAID

Medicaid is the state-administered program for medical assistance established in 1965 through the passage of Title XIX of the Social Security Act. Medicaid covers low-income adults, children, the aged, blind and/or disabled, and other people who are eligible to receive federally assisted income maintenance payments. Under federal Medicaid law, there are certain eligible groups and benefits that must be covered by states; however, states are given discretion and flexibility to determine the various categories of benefits and the eligible groups their Medicaid programs will cover. Nevada has adopted both optional eligibility groups and optional benefit packages to be covered under its Medicaid plan.

Overall funding for the Medicaid program is recommended to increase to $6.219 billion for the 2015-17 biennium, which is an increase of $1.811 billion, or 41.1 percent, when compared to the total funding legislatively approved for the 2013-15 biennium. General Fund support is recommended to increase to $1.140 billion for the 2015-17 biennium, which is an increase of $56.4 million, or 5.2 percent, when compared to the General Fund support approved by the Legislature for the 2013-15 biennium.

Caseload Growth: The Executive Budget recommends additional funding of $632.7 million ($49.9 million General Fund appropriation) in FY 2016 and $674.0 million ($82.2 million General Fund appropriation) in FY 2017 for increased costs associated with the projected growth in caseload. The 2013 Legislature approved the Governor's recommendation to expand Medicaid eligibility to adults age 19 to 64 with household incomes up to 138 percent of the federal poverty level, as allowed by the Affordable Care Act (ACA). Medicaid expansion was anticipated to increase average monthly Medicaid caseload by approximately 44,000 in FY 2014 and 131,000 in FY 2015. However, actual Medicaid caseload growth in the 2013-15 biennium far exceeded what was expected. In FY 2014, average monthly caseload was approximately 25,000 higher than was legislatively approved, at approximately 380,000 compared to the approved caseload of approximately 355,000. In FY 2015, the disparity between the legislatively approved caseload and projected caseload is expected to reach approximately 125,000, with a projected FY 2015 caseload of approximately 575,000 compared to the legislatively approved caseload of approximately 450,000.

In the 2015-17 biennium, average monthly Medicaid caseload is projected to slightly decrease from the projected FY 2015 average monthly caseload of approximately 575,000 to approximately 570,000, according to the department's projections, which were prepared in November 2014 based on October 2014 actual enrollment. The department's projections show Medicaid caseload peaking in October 2014 at approximately 608,000 and slightly declining throughout the remainder of FY 2015. Average monthly caseload is expected to stabilize at approximately 570,000 throughout the 2015-17 biennium, with projected monthly average caseloads of 570,711 and 570,062 in FY 2016 and 2017, respectively, as shown in the following table.

Actual and Projected Average Monthly Medicaid Caseload, FY 2014 - FY 2017							
	FY 2014	FY 2015		FY 2016		FY 2017	
	Actual	Projected	% Change	Projected	% Change	Projected	% Change
Caseload *	380,051	575,473	51.42%	570,711	-0.83%	570,062	-0.11%

*Caseload figures include retroactive eligibility and do not include Special Low-Income Medicare Beneficiaries (SLMB).

Provider Rate Increases (Mandatory and Discretionary): The Executive Budget recommends $44.0 million ($12.4 million General Fund appropriation) in FY 2016 and $71.3 million ($16.7 million General Fund appropriation) in FY 2017 for mandatory reimbursement rate increases for Medicaid providers. The recommended mandatory Medicaid rate increases are displayed in the following table.

Recommended Mandatory Provider Rate Increases		
Provider Type	**FY 2016**	**FY 2017**
Managed Care Organizations	2.00%	2.00%
Rural Health Centers and Federally Qualified Health Centers	2.05%	2.05%
Indian Health Services	6.96%	6.96%
Hospice Services	3.90%	4.00%
Prescription Drugs	2.00%	2.00%

The Governor recommends $37.6 million ($8.9 million General Fund appropriation) in FY 2016 and $87.3 million ($21.8 million General Fund appropriation) in FY 2017 for

discretionary provider reimbursement rate increases. Beginning in FY 2016, the Governor recommends increasing reimbursement rates for physicians, physician assistants and nurse practitioners. Beginning in FY 2017, the Governor recommends increasing reimbursement rates for acute inpatient hospital services, home-based nursing services, and for Individuals with Intellectual Disabilities and Related Conditions (IDRC) waiver services.

Recommended Discretionary Provider Rate Increases	
Provider Type	**Recommended Increase**
Physicians, Physician Assistants and Nurse Practitioners	10%
Acute Inpatient Hospital Services	2.5%
Home-Based Nursing Services	25%
IDRC Waiver Services	5.7%

Cost Saving Measures: The Governor recommends reducing funding by $51.3 million ($17.4 million General Fund appropriation) in FY 2016 and $65.3 million ($22.1 million General Fund appropriation) in FY 2017 biennium to implement a number of cost saving measures in Medicaid, as described below.

- Funding reductions totaling $35.4 million ($12.4 million General Fund appropriations) over the 2015-17 biennium are recommended for cost savings associated with decreased utilization for personal care services and basic skills training as a result of policy changes implemented by the agency in FY 2015.

- Funding reductions totaling $38.0 million ($13.3 million General Fund appropriations) are recommended for cost reductions resulting from the mandatory enrollment of certain Medicaid fee-for-service recipients with chronic conditions in a contracted Care Management Organization (CMO), which assists recipients in coordinating and managing health care, resulting in medical service cost reductions. The division worked with Centers for Medicare and Medicaid Services (CMS) for some time to obtain approval for a waiver to allow the enrollment of fee-for-service recipients in a CMO. The waiver was approved effective July 1, 2013, and allows up to 41,500 Medicaid recipients to be enrolled in a CMO. The contractor began enrolling recipients in the CMO in June 2014.

- Funding reductions totaling $12.1 million ($3.2 million General Fund appropriations) are recommended over the 2015-17 biennium to reduce reimbursement rates for two providers. The rate for dental fluoride is recommended to be reduced by approximately 70 percent, and the per member, per month capitated rate for the state's contracted non-emergency transportation broker is recommended to be reduced by $0.75 per member, per month.

- Funding reductions of $12.2 million ($4.2 million General Fund appropriations) are recommended in FY 2017 to account for cost savings associated with implementing a federally mandated electronic asset verification system for aged, blind and disabled Medicaid recipients at the time of Medicaid application and annual eligibility redetermination. The agency anticipates that the asset verification process would

reduce Medical Assistance to the Aged, Blind and Disabled (MAABD) caseload by 5 percent.

- Funding reductions of $4.5 million ($1.4 million General Fund appropriations) are recommended for increased recoupment of improper payments associated with recommended increases in program integrity staff, as previously discussed in the Administration account.

- Funding reductions of $2.6 million ($867,683 General Fund appropriations) are recommended over the 2015-17 biennium to expand the Preferred Drug List. Temporary provisions in NRS 422.4025, set to expire July 1, 2015, currently allow Medicaid to include typical and atypical antipsychotics, anticonvulsants, and antidiabetic medications on its Preferred Drug List, thereby reducing the cost of these medications. The agency indicates that a bill draft request has been submitted to permanently expand the Preferred Drug List.

- Funding reductions totaling $11.7 million ($4.1 million General Fund appropriations) are recommended for recovering funding from other entities that are legally responsible for paying for medical services provided to Medicaid recipients.

Coverage for Autism Spectrum Disorder Services: The Governor recommends additional funding of $14.2 million ($5.0 million General Fund appropriation) in FY 2016 and $28.4 million ($9.8 million General Fund appropriation) in FY 2017 in the Medicaid budget to support costs associated with implementing a recent federal mandate that requires states to provide medically necessary behavior intervention services as a benefit for Medicaid recipients under age 21 with Autism Spectrum Disorder. According to The Executive Budget, 1,879 children would receive services in the upcoming biennium. The Governor has identified expanding services for children with Autism Spectrum Disorder as a Major Budget Initiative for the 2015-17 biennium.

Expand Waiver Slots: The Governor recommends $1.1 million ($350,041 General Fund appropriation) in FY 2016 and $3.7 million ($1.0 million General Fund appropriation) in FY 2017 to expand the number of waiver slots for the division's three approved Medicaid home and community based services waiver programs. The number of slots is recommended to increase as follows:

- Increase waiver slots for the WIN waiver by 51, from 754 to 805 over the 2015-17 biennium, a 6.8 percent increase.

- Increase waiver slots for the Waiver for Individuals with Intellectual Disabilities and Related Conditions (IDRC, previously known as the MRRC waiver) by 93, from 2,030 to 2,123 over the 2015-17 biennium, a 4.6 percent increase.

- Increase waiver slots for the Home and Community Based Waiver (HCBW) for the Frail Elderly by 173 over the 2015-17 biennium, from 1,884 to 2,057, a 9.2 percent increase.

DIVISION OF PUBLIC AND BEHAVIORAL HEALTH

The Division of Public and Behavioral Health (DPBH) is broadly dedicated to improving the health and wellness of Nevadans. The division has 30 budgets devoted to public health matters, enforcement of laws and regulations pertaining to public health, prevention of disease, injury, and disability, and behavioral health care, including access to mental health and substance abuse and prevention treatment services.

The Executive Budget recommends General Fund support of $258.0 million for the upcoming biennium. This represents a $2.9 million increase from the 2013-15 biennium legislatively approved amount however, there are several budget recommendations that significantly increase or reduce General Fund appropriations in this division. While the General Fund recommendation for the 2015-17 biennium increases by 1.1 percent from the 2013-15 biennium, total recommended funding from all sources increases by $61.4 million, or 9.2 percent.

OFFICE OF HEALTH ADMINISTRATION

The Office of Health Administration provides support services to program areas within the division including the State Board of Health. Programs include administration, accounting and fiscal management, information technology, public information, and personnel.

The 2013 Legislature approved a consolidation of the Health Division with the Mental Health portion of the Division of Mental Health and Developmental Services to form a new Division of Public and Behavioral Health. After the 2013 Legislative Session, the agency identified needs and disparities created by the reorganization. A significant number of position transfers are recommended to address the identified organizational needs.

The Field Services and Help Desk Unit is charged with the improvement of information technology services for the DPBH. To facilitate improved response times and services for the agency's 1,696 employees plus contractors, the Governor recommends three new information technology positions. This recommendation is supported with a reduction to reserves of $337,499 and an increase of $6,539 in cost allocation reimbursements over the 2015-17 biennium.

CHILD CARE SERVICES

The Child Care Licensing program is responsible for licensing, monitoring, and providing technical assistance to child care facilities caring for five or more children that are not licensed by local entities. The program investigates reports of unlicensed child care operations to ensure compliance with state laws by licensing or reducing the number of children in care. The program also maintains a registry of complaints regarding child care providers.

Rates are established in *Nevada Administrative Code* (NAC) 432A.200. In response to a letter of intent issued by the 2011 Legislature, as well as direction from the 2013 Legislature, the Governor recommends changes to licensing rates to include a base rate of $111 per facility, with an additional $2 per child fee for child care facilities providing care for 13 or more children. As a result of the proposed fee restructuring, The Executive Budget includes additional licensing fee revenues of $49,069 and General Fund appropriation reductions of $13,564 over the 2015-17 biennium. The Governor also proposes to charge all child care facilities to recover costs associated when conducting background investigations, however, no additional revenues are included in The Executive Budget to recognize the charges.

IMMUNIZATION PROGRAM

The purpose of the Immunization Program is to prevent the occurrence of vaccine-preventable diseases in Nevada by promoting immunizations and providing vaccines to prevent the transmission of diseases. State-supplied vaccines are provided free of charge to all physicians, hospitals, and clinics that agree to meet the requirements of the program.

The Governor proposes to transfer General Fund appropriations of $130,264 over the 2015-17 biennium from the Immunization Program to the Division of Health Care Finance and Policy (DHCFP) for the State Children's Health Insurance Program (Nevada Check Up). Currently, the Vaccines for Children (VFC) program receives federal contract discounts to purchase childhood vaccinations and has historically extended the discounts to the DHCFP for the Nevada Check Up program. The Check Up program has historically transferred the federal portion of the total cost of immunization, and General Fund appropriations have provided the non-federal match for the vaccine purchases. However, federal requirements for ordering and purchasing vaccines have changed, partially due to the Affordable Care Act (ACA). As a result of the new federal requirements, DHCFP will directly purchase vaccines for Check Up children beginning in State Fiscal Year 2016. Therefore, there is no net change in General Fund appropriations as a result of the transfers.

The Governor's budget also recommends eliminating $2.1 million over the 2015-17 biennium in Nevada Check Up funds that transfer from the DHCFP to reimburse the Immunization Program for the purchase of vaccines on behalf of physicians that administer immunizations to Nevada Check Up recipients. Currently, the Immunization Program coordinates the purchase and distribution of immunizations on behalf of the providers.

Additionally, The Executive Budget recommends elimination of $272,166 in Center for Immunization and Respiratory Diseases federal grant funds to eliminate the costs associated with maintaining storage and handling of vaccines.

The Executive Budget recommends the addition of a new Administrative Assistant position to support the Vaccines for Children (VFC) program and act as the Nevada

State Immunization Program's liaison with the Bureau of Child, Family and Community Wellness. Currently, the agency contracts for general programmatic support. The position would be responsible for general administrative support including document tracking, travel coordination for staff, staff education and training tracking, file retention, inventory control, telephone and mail distribution coordination, and maintenance of provider vaccine inventory. This recommendation is supported by a reduction to contract services of $85,043 over the 2015-17 biennium.

COMMUNICABLE DISEASES

The major program goal of the Communicable Diseases budget is to reduce the incidence and prevalence of HIV/AIDS and other sexually transmitted diseases in Nevada. These efforts are collectively known as the Ryan White program, named for the federal grant, which provides funding support. Programs include the AIDS Drug Assistance Program (ADAP), the Health Insurance Continuation Program (HICP), the State Pharmacy Assistance Program (SPAP), and the Coordination of Benefits (COB) program.

The HICP, SPAP and COB programs work to keep people on health insurance plans and/or cover the "donut hole"[1] in drug insurance plans. The ADAP is the medication payor of last resort for those who earn 400 percent or less of the Federal Poverty Level (FPL). Other program goals include: HIV prevention; planning and community organization for HIV care services; housing support; counseling, and other "wraparound" services. Most of the program efforts are supported by the federal Ryan White CARE Act Part B grant award and the federal HIV Prevention grant award. The program also receives federal 340B rebate revenue from pharmaceutical companies, federal Housing Opportunities for People with AIDS (HOPWA) grant funding, and General Fund appropriations.

In response to the Affordable Care Act (ACA), the Health Resources and Services Administration (HRSA) has directed a shift in the program from medication monitoring to health insurance cost sharing activities. The program would re-align infrastructure to expand health insurance premium assistance for clients rather than pay solely for HIV/AIDS medications. The Governor recommends a new Program Officer position to research insurance plans to ensure HRSA criteria are met; track and resolve client co-pay and premium payment issues; track client insurance enrollment; and serve as the back-up to the ADAP Coordinator. This recommendation is supported by a reduction to Comprehensive Care grant program expenses of $101,150 over the 2015-17 biennium.

[1] The "donut hole" is the coverage gap between the initial coverage limit and the catastrophic coverage threshold on a prescription drug plan. The term is typically used in the context of Medicare Part D coverage.

HEALTH FACILITIES HOSPITAL LICENSING

The mission of the Health Facilities budget is to protect the health and welfare of the public through licensure, regulation, enforcement and education of various types of health facilities. The division also has an agreement with the Centers for Medicare and Medicaid Services to inspect facilities that receive Medicare and/or Medicaid reimbursements, as well as laboratories that must conform to the Clinical Laboratory Improvement Amendments. The program also conducts complaint investigations regarding medical facilities and coordinates with other oversight bodies, such as the Board of Medical Examiners and the Board of Pharmacy.

The Governor recommends a reduction in reserve funding of $431,174 over the 2015-17 biennium to support the addition of four full-time and one part-time contract positions. To address industry growth for medical laboratories, two Health Facility Inspectors and two Administrative Assistants would support increased licensing workload. Additionally, the Governor recommends a part-time contract administrative position to support the music therapist and dietician regulation and licensing.

The Executive Budget recommends a reduction in reserve funding of $250,586 over the 2015-17 biennium to add three contract Administrative Assistant positions to support industry growth in health facilities. According to The Executive Budget, the number of health facilities has grown by 50 percent in the last five years. To increase health facility inspector field time, the three new contract positions would assume clerical and administrative duties currently being performed by health facilities inspection staff.

The Governor recommends a reduction in reserve funding of $69,090 and fees and grants revenues of $212,576 over the 2015-17 biennium to add two contract positions, one Health Facility Inspector and one Psychiatrist, in support of psychiatric hospitals and skilled nursing facilities. According to The Executive Budget, the Division of Public and Behavioral Health (DPBH) has experienced a 34 percent increase in psychiatric hospital inspection time. Additionally, according to the Governor's budget, the DPBH has issued citations to 47 percent of existing skilled nursing facilities for inappropriate actions or treatment of patients with mental and/or psychosocial difficulties. The Executive Budget includes these new contract positions to provide a team dedicated to improving the safety and quality of care for residents in both psychiatric hospitals and skilled nursing facilities.

The Governor has submitted bill draft requests to support the establishment of new fees and the resulting revenues included in The Executive Budget as follows:

- Allow for the licensure of all facilities providing treatment for alcohol or drug abuse, which is anticipated to generate a new license and fee revenue of $19,140 over the 2015-17 biennium.

- Establish fees for the certification of Community Health Workers, which is expected to generate license and fee revenue of $18,000 over the 2015-17 biennium.

Establish fees for the licensure and certification of Peer Supporters and Peer Support Organizations, which is anticipated to produce license and fee revenue of $16,680 over the 2015-17 biennium.

PUBLIC HEALTH PREPAREDNESS PROGRAM

This budget includes several programs that work to prepare for and respond to public health emergencies caused by natural or man-made disasters; work to increase primary health care provider recruitment and retention in underserved areas; and develop health care planning strategies.

The Governor recommends a new classified Primary Care Workforce Development Manager (new classification required) and a new Management Analyst position to support primary care workforce professional development. According to The Executive Budget, the positions would enable the Primary Care Planning Office to serve as the coordinating body for training of behavioral health professionals. Additionally, these new positions would continue to serve as the state coordinator for health professional shortage areas including primary, dental and behavioral health care. This recommendation totaling $263,368 over the 2015-17 biennium is supported by a transfer of federal grant funding, license and fee revenues, and Medicaid funds from the Health Facilities Hospital Licensing account.

BIOSTATISTICS AND EPIDEMIOLOGY

Approved by the 2011 Legislature, this budget contains the Office of Epidemiology and the Office of Health Statistics and Surveillance. The collective program effort, known as the Office of Public Health Informatics and Epidemiology (OPHIE), centralizes most data analysis personnel in one account, and allows the division to maintain several public health core data sets.

The Executive Budget recommends establishing new fee revenue for various data and statistical information queries, which are anticipated to generate revenues totaling $78,405 over the 2015-17 biennium. A recommended fee schedule accounts for the nature, complexity, and time and effort needed to fulfill the requests by the agency's web query system. Pursuant to NRS 239.055, enacted in 1997, an agency is permitted to charge a fee for the extraordinary use of personnel or technology resources.

The Governor's budget recommends federal Sexually Transmitted Screening (STD) grant funds of $58,448 and a transfer from the Communicable Disease account of $59,030 over the 2015-17 biennium to fund a new classified Health Resource Analyst position for geographical information systems (GIS) support. According to the recommendation, GIS analysis allows for more targeted prevention and intervention efforts.

CHRONIC DISEASE

The Chronic Disease budget houses various grant programs that work to control, prevent, and track the incidence and prevalence of communicable and chronic disease among Nevadans. These programs include: Women's Health Connection (Breast and Cervical Cancer Early Detection Program); Tuberculosis Elimination; Tobacco Prevention and Education; Comprehensive Cancer Control; Diabetes; Colorectal Cancer Screening; Preventative Health and Human Services block grant; and Chronic Disease Prevention. The Oral Health Program was transferred to the Chronic Disease budget from the Maternal Child Health budget by the 2013 Legislature.

In FY 2017, the Governor recommends transfers of $535,895 in Radioactive Material License fees from the Radiation Control budget to support two new contract positions, one State Dental Health Officer and one Dental Hygienist position, to implement and oversee various oral health activities in Nevada. *Nevada Revised Statutes* Chapter 439.272 and 439.279 respectively, require the Division of Public Health and Behavioral Health (DPBH) to appoint a State Dental Health Officer and a Dental Hygienist to determine and make recommendations to the DPBH and the Advisory Committee on the State Program for Oral Health to reduce the incidence of oral diseases, reduce access-to-care issues, and support and replicate practices proven to prevent oral diseases.

MATERNAL AND CHILD HEALTH SERVICES

The Maternal and Child Health (MCH) program works to improve the health of women of childbearing age, infants, children and adolescents, including children with special health care needs, by promoting and providing health education, prevention activities, and access to health care services.

The Executive Budget recommends transferring the statutory responsibility of the Newborn Screening (NBS) program from the Maternal Child Health Services budget to the University of Nevada, School of Medicine (UNSOM) and School of Community Health Sciences. In FY 2015, the NBS entered into an inter-local agreement with UNSOM to conduct newborn screening testing, which provides early detection of congenital or inherited disorders, including hearing issues. Over the 2015-17 biennium, The Executive Budget transfers Metabolic Screening fees and costs associated with the NBS totaling $5.6 million to the UNSOM and adds General Fund appropriations of $15,041 to the Maternal and Child Health budget for expenditures related to office rent occupied by MCH staff. The NBS is administered by two full-time and one part-time positions. The two full-time positions would be eliminated. According to the agency, a bill draft request (BDR) is not necessary to effectuate the transfer and any changes to the *Nevada Administrative Code* (NAC) would be the responsibility of the UNSOM.

The Governor's budget recommends the transfer of a part-time Health Program Specialist position currently assigned to the NBS to the Early Intervention Services (EIS) budget within the Aging and Disability Services Division (ADSD). This part-time

position is currently working with EIS providing support to infants and toddlers with serious or life-threatening metabolic conditions. If approved, the part-time Health Program Specialist position would be supported with General Fund appropriations of $100,089 over the 2015-17 biennium.

The Governor also recommends federal Home Visiting Program grant funds of $537,594 in FY 2017 and a reduction to Home Visiting expenses totaling $476,749 over the 2015-17 biennium to support five new classified positions for the Nevada Home Visiting Program (NHVP). The NHVP is charged with the support of positive parenting, developing nurturing homes, and promoting healthy child development through regular home visits. Families who are expecting or have children up to age five, may request free in-home services. According to the agency, the NHVP has been using contract positions since 2010, which has contributed to significant turnover and negatively impacted the development program.

MARIJUANA HEALTH REGISTRY PROGRAM

The Medical Marijuana Patient Registry (MMR) program administers the provisions of the medical marijuana registry, NRS 453A.210, which authorize patients with chronic or debilitating medical conditions, or their caregivers, to possess or cultivate marijuana for medical use. The Division of Public and Behavioral Health (DPBH) administers the application and eligibility process, as well as the annual renewals of eligibility. The MMR is supported with patient application and renewal licenses and fees. Senate Bill 374 (2013 Legislative Session) approved the registration of medical marijuana establishments authorized to cultivate or dispense marijuana or manufacture edible marijuana products or marijuana-infused products for sale to persons authorized to engage in the medical use of marijuana and the registration of agents who are employed by or volunteer at medical marijuana establishments. The Medical Marijuana Establishment (MME) program regulates the operations of medical marijuana laboratories, cultivators, dispensaries, and production facilities. The program also evaluates new applications for medical marijuana establishments annually, licenses medical marijuana establishment agents who work in or volunteer for a MME, and inspects facilities for compliance with *Nevada Revised Statutes* (NRS) 453A and *Nevada Administrative Code* (NAC) 453A. The MME is supported with establishment and agent application licenses and fees.

When compared with the 2013-15 legislatively approved amounts, The Executive Budget recommends an increase of $50,000 in fees transferred to the Substance Abuse Prevention and Treatment (SAPTA) budget within the DPBH for a biennial total of $700,000 over the 2015-17 biennium.

BEHAVIORAL HEALTH

Behavioral health agencies provide a safety net of services and programs designed to assist individuals coping with mental illness and/or substance abuse problems. Services include psychiatric assessments, medication clinics, residential supports,

mobile outreach, hospitalization, forensic assessment and hospitalization, mental health court, substance abuse treatment and prevention, as well as outpatient clinical services provided in both rural and urban areas.

In response to the severe overcrowding of individuals experiencing mental health issues in Southern Nevada emergency rooms in the summer of 2013, and a class action lawsuit filed by the City of San Francisco in September 2013 accusing the State of Nevada of busing mentally ill patients from Rawson-Neal Psychiatric Hospital in Las Vegas to the State of California, Governor Sandoval signed an Executive Order creating the Advisory Council on Behavioral Health and Wellness on December 13, 2013. The council met on 11 dates in 2014 to examine ways of improving and strengthening the delivery of services to individuals with behavioral health issues. Several of the funding recommendations in The Executive Budget are a result of recommendations submitted by the council.

The Governor recommends a total of $387.2 million for the 2015-17 biennium behavioral health budgets compared to a 2013-15 biennium legislatively approved budget of $342.0 million. This represents a 13.2 percent overall increase, however, General Fund appropriations increase by 0.2 percent.

BEHAVIORAL HEALTH ADMINISTRATION/INFORMATION SYSTEM

The Behavioral Health Administration and Information System budgets are responsible for overseeing the state's mental health and substance abuse policies and regulations, coordinating program development and operations statewide, establishing service and funding priorities, maintaining fiscal responsibility, and managing division-wide information technology projects.

The Executive Budget recommends eliminating the Behavioral Health Information System budget by transferring employees, contracts, equipment, and all associated costs to either the Behavioral Health Administration budget or the Office of Health Administration budget. Several additional transfers between the two administration budgets and select other budgets have been recommended, however, they are cost neutral.

Recommended total funding for the Behavioral Health Administration budget is $7.1 million over the 2015-17 biennium, of which $5.6 million is General Fund appropriations.

BEHAVIORAL HEALTH PREVENTION AND TREATMENT

Behavioral Health Prevention and Treatment (BHPT) is the designated single state agency for purposes of applying for and expending the federal Substance Abuse Prevention and Treatment (SAPT) block grant, issued through the Substance Abuse and Mental Health Services Administration. The agency plans and coordinates statewide substance abuse services delivery and provides technical assistance to

programs and other state agencies, but does not provide direct substance abuse prevention or treatment services.

The Governor recommends an increase of $15.0 million over the 2015-17 biennium for the BHPT budget as a result of transferring several federal grants from the Behavioral Health Administration budget to the BHPT budget. The transfer includes four different federal grants, as well as three state positions associated with management of these grants, including one Biostatistician, one Quality Assurance Specialist, and one Administrative Assistant. The agency indicates that grant management would be streamlined, as all recommended transfers are grants administered by the Substance Abuse and Mental Health Services Administration.

RURAL CLINICS PROGRAM

The Rural Clinics program provides mental health services to all age groups in Nevada's 14 rural counties through 13 behavioral health centers, 13 community health clinics, and 1 co-located integrated care center.

The Governor recommends General Fund appropriations of $1.8 million over the 2015-17 biennium to fund 15 contract positions and 2 new state positions throughout rural clinics in order to reduce caseload-staffing ratios. Contract positions include 10 Case Managers and 5 Mental Health Counselors, in addition to 2 state Clinical Social Worker positions.

The Governor also recommends removing the Caliente and Pahrump rural clinic treatment centers from the Southern Nevada Adult Mental Health Services (SNAMHS) budget and transferring them back to the Rural Clinics budget. The 2011 Legislature approved the transfer of the Caliente and Pahrump rural clinic treatment centers from the Rural Clinics budget to the Southern Nevada Adult Mental Health Services budget for streamlined service delivery in the south.

NORTHERN NEVADA ADULT MENTAL HEALTH SERVICES

Northern Nevada Adult Mental Health Services (NNAMHS) provides numerous outpatient services, including residential support services, group home placements and medication. At the Dini-Townsend Hospital, psychiatric and psychological services are provided to the seriously and chronic mentally ill population in Northern Nevada. The hospital is currently operating 30 beds, which includes 10 emergency beds in the Rapid Stabilization Unit.

Due to expanded Medicaid eligibility, the Governor has recommended decreases in General Fund appropriations for NNAMHS totaling $9.3 million over the 2015-17 biennium. The decreases to General Fund appropriations will be offset by additional federal Medicaid revenues.

To meet projected caseload growth needs, the Governor recommends funding increases of $7.8 million over the biennium for NNAMHS, nearly all from General Fund appropriations. The funds will provide for two additional Psychiatric Nurses and one Senior Psychiatrist to support increased caseloads in the Medication Clinic, a part-time Substance Abuse Counselor to provide services for individuals with co-occurring disorders, and one part-time Psychiatric Caseworker to assist clients using the Mental Health Court program in Northern Nevada. Funds will also be used to provide clients with transitional residential housing.

The Executive Budget also recommends General Fund appropriations of $401,500 over the 2015-17 biennium to fund psychiatric training and services outside regular operating hours at the Dini-Townsend Psychiatric Hospital.

SOUTHERN NEVADA ADULT MENTAL HEALTH SERVICES

Southern Nevada Adult Mental Health Services (SNAMHS) operates eight sites in Clark County and surrounding areas to provide outpatient services and psychiatric and psychological inpatient services to the seriously and chronic mentally ill. The main SNAMHS campus is located on West Charleston Boulevard in Las Vegas and includes the Rawson-Neal Psychiatric Hospital. Additionally, seven outpatient sites are located in Las Vegas, Henderson, Pahrump, Mesquite, Caliente and Laughlin. Rawson-Neal Psychiatric Hospital currently operates 211 beds, which include 30 beds for the Rapid Stabilization Unit.

The Governor recommends a total of $20.5 million in General Fund appropriations over the 2015-17 biennium to fund 154.02 new state positions, contracted staff, and operating costs related to the re-opening of the Stein Hospital on the SNAMHS campus as a forensic facility. Currently, Lake's Crossing is the only forensic facility in the state and is located in Northern Nevada while the majority of patients are from Southern Nevada and are regularly transported back and forth across the state. Completion of the Stein Hospital renovation would provide forensic capacity in Southern Nevada.

Due to expanded Medicaid eligibility, the Governor has recommended decreases in General Fund appropriations for SNAMHS totaling $31.6 million over the 2015-17 biennium. The decreases to General Fund appropriations will be offset by additional federal Medicaid revenues.

To meet projected caseload growth needs, the Governor recommends General Fund appropriation increases of $3.1 million over the 2015-17 biennium for SNAMHS. The funds would support caseload increases for clients needing transitional residential housing, and increased client access to Mental Health Court in Southern Nevada.

The Executive Budget also recommends an additional $690,048 over the 2015-17 biennium in General Fund appropriations for the University of Nevada School of Medicine Psychiatric Residency Program and $486,193 over the 2015-17 biennium to support the cost of a Statewide Psychiatric Medical Director.

FACILITY FOR THE MENTAL OFFENDER – LAKE'S CROSSING CENTER

The Lake's Crossing Center provides statewide forensic mental health services in a maximum-security facility to mentally disordered offenders who are referred from the court system so their competency can be restored or who require mental health services in a secure setting. Lake's Crossing is Nevada's only facility for this purpose and, therefore, serves people throughout the state. The facility has 56 beds with an additional 20 beds available in the annex (located at the Dini-Townsend Psychiatric Hospital). Lake's Crossing has capacity for a total of 86 beds, but is currently legislatively approved to operate 76 beds.

The Governor recommends a reduction to General Fund appropriations of $1.3 million in each fiscal year of the 2015-17 biennium in the Lake's Crossing budget and replaces the lost funding with county reimbursement revenues. The Executive Budget indicates a bill draft request has been submitted to implement this recommendation.

CAPITAL IMPROVEMENT PROJECTS

A total of $4.8 million in bond funds are recommended for the Division of Public and Behavioral Health (DPBH) projects. Two construction projects, at a cost of $2.4 million, are recommended for Southern Nevada Adult Mental Health Services (SNAMHS). The construction projects are intended to address renovations necessary to re-open the Stein Hospital (Building 3 and Building 3A) as a forensic facility with 58 beds.

Four maintenance projects, at a cost of $2.4 million, are recommended for Northern Nevada behavioral health facilities that include an HVAC renovation project to replace air-handling units in Northern Nevada Adult Mental Health Services (NNAMHS) Building 2, emergency power system upgrades for the entire NNAMHS campus, and the replacement of switchgear, electrical panels, and fiberglass ductwork at Lake's Crossing.

Northern Nevada Adult Mental Health Services and Lake's Crossing are also included in two statewide roofing and Americans with Disabilities Act projects for a total of $705,978.

DIVISION OF WELFARE AND SUPPORTIVE SERVICES

The Division of Welfare and Supportive Services (DWSS) is responsible for administering the delivery of cash grants and electronic benefit transfers for the Supplemental Nutrition Assistance Program (formerly food stamps), enforcing child support, administering employment and training programs for welfare recipients, distributing child care funding, and determining eligibility for Nevada's Medicaid program.

Recommended DWSS revenues and expenditures for the 2015-17 biennium total $667.6 million, which is 8.9 percent greater than the legislatively approved amount for

the 2013-15 biennium. The Executive Budget recommends General Fund support of $170.9 million over the 2015-17 biennium, which is an increase of $12.9 million, or 8.2 percent, when compared to the preceding budget cycle.

WELFARE ADMINISTRATION

The Welfare and Supportive Services Administration budget supports the administrative staff, who provides oversight to various programs administered by the division, and includes support resources provided to the division's field staff, who operate the various programs under the division's jurisdiction.

The Executive Budget recommends total funding of $3.2 million ($1.3 million General Fund appropriations) over the 2015-17 biennium for seven new support staff and operating costs to provide administrative support for the increase in staff recommended for the Field Services budget due to general caseload growth.

The Governor recommends $1.1 million ($181,500 General Fund appropriations) over the 2015-17 biennium for a new Asset Verification System for Aged, Blind and Disabled Medicaid applicants and recipients. The Governor also recommends $608,000 ($353,493 General Fund appropriation) in FY 2017 to upgrade and consolidate the electronic document management storing and filing systems to increase cost efficiency.

Through organizational restructuring, The Executive Budget recommends the transfer in of two positions from the Field Services and Child Assistance and Development budgets to more appropriately cost allocate the positions. The Executive Budget also recommends a new Deputy Administrator to reduce direct reports to the Administrator and the current Deputy Administrator.

TEMPORARY ASSISTANCE FOR NEEDY FAMILIES

The Temporary Assistance for Needy Families (TANF) budget provides funding for temporary cash assistance for eligible recipients; supports the employment and training programs and services administered by the division designed to help clients prepare for and find work; and provides a wide variety of support services for families and individuals to support and maintain self-sufficiency.

The Personal Responsibility Work Opportunity Act (PRWORA) of 1996 replaced the Aid to Families with Dependent Children (AFDC) program, an open-ended federal entitlement, with the TANF program. The federal funding to support the TANF program is now allocated to states in the form of a block grant that is capped and covers cash assistance, welfare employment and training, and the administrative costs associated with providing those services. The 1997 Legislature, with passage of Assembly Bill 401 and Senate Bill 356, enacted legislation to conform state laws to the PRWORA requirements and authorized a number of welfare reform initiatives unique to Nevada.

The PRWORA legislation requires states to continue contributing state funds equal to 80 percent of the amount spent in Federal Fiscal Year 1994 on welfare programs consolidated into TANF. The maintenance of effort (MOE) provisions require Nevada to continue to spend a minimum of $27.2 million in state funds each fiscal year on welfare-related programs. The 80 percent MOE can be reduced to 75 percent if work participation rates are met.

In support of the TANF budget, the Governor recommends $109.2 million ($49.2 million General Fund appropriations) over the 2015-17 biennium. General Fund appropriations recommended for the 2015-17 biennium equal the legislatively approved amount for the preceding biennium.

The federal block grant that is allocated to Nevada is projected at $43.7 million in each year of the 2015-17 biennium. The TANF block grant is allocated among the Welfare Division's TANF, Welfare Administration and Welfare Field Services budgets. The TANF block grant funds are also allocated to other divisions within the Department of Health and Human Services to support TANF-eligible programs. The Executive Budget recommends TANF Contingency Funds of $8.0 million over the 2015-17 biennium.

The division projects $12.0 million in unspent TANF funding at the end of the 2013-15 biennium. TANF-related expenditures recommended in The Executive Budget for cash assistance, eligibility and administration exceed available resources each year, which would deplete the reserve of unspent TANF funds to a projected level of approximately $500,000 at the end of the 2015-17 biennium.

TANF Caseloads

As shown in the following table, The Executive Budget projects a total of 34,486 average monthly recipients in FY 2016 and 34,795 in FY 2017, yielding growth rates of 7 percent (2,247 more recipients) and 7.9 percent (2,556 more recipients), respectively, compared to FY 2014.

TANF Caseload Projections

Caseload Type	FY 2014 Actual	FY 2015 Projected	% Change Over FY 2014	FY 2016 Projected	% Change Over FY 2014	FY 2017 Projected	% Change Over FY 2014
TANF Cash Assistance (cases)	32,239	35,112	8.91%	34,486	7.0%	34,795	7.9%

Cash Grants

The Executive Budget recommends retaining TANF cash assistance grants at their existing levels for the 2015-17 biennium. The monthly cash assistance grant for a three-person household is currently $383 for a TANF recipient without a public housing allowance, and $535 for non-needy caretakers. The cash assistance grants for recipients in the Kinship Care program are $400 for a single child age 12 and under and $462 for a child 13 years of age or older.

ASSISTANCE TO AGED AND BLIND

Assistance to the Aged and Blind is an option to the Supplemental Security Income (SSI) program established by Public Law 92-603. The federal SSI program replaced the state-run assistance programs for the aged, blind and disabled and established uniform payment amounts. The Social Security Administration (SSA) administers the program. Nevada has paid a state supplement to the aged and blind who live at home or in an adult group care facility since January 1, 1974. Nevada has never elected the option to supplement payments to the disabled. The purpose of the program is to provide supplemental income to low-income aged and blind individuals and provide adult group care facilities with supplements that enable individuals to avoid or defray institutionalization.

The Executive Budget recommends an increase in General Fund appropriations of $2.9 million over the biennium to fund projected annual caseload increases of 4 percent in each year of the biennium. The Executive Budget does not recommend a state-funded increase in the amount of the supplement paid to eligible aged and blind individuals or a rate increase for group care operators. Total General Fund support is $20.2 million over the 2015-17 biennium.

FIELD SERVICES

The Field Services budget provides for the salaries, operating expenses, and support costs for staff that determine eligibility for Temporary Assistance for Needy Families (TANF), Supplemental Nutrition Assistance Program (SNAP) and Medicaid programs, as well as the staff that supports the employment and training programs administered by the division.

The Executive Budget recommends total funding of $12.1 million ($3.4 million General Funds) over the 2015-17 biennium to provide additional field services staff and associated costs in order to accommodate the projected increases in caseloads related to SNAP, TANF, and Medicaid. The Executive Budget recommendation includes 79 new positions in FY 2016 and an additional 60 new positions in FY 2017, which includes 92 Family Services Specialists. In order to accommodate the increase in staffing, The Executive Budget recommends two new small field offices, one to be located in Southern Nevada and one in Northern Nevada.

CHILD SUPPORT ENFORCEMENT PROGRAM

The Child Support Enforcement program provides five basic services: locating absent parents, establishing parentage, establishing child and medical support orders, enforcing support payments, and collecting and distributing child and medical support. In Nevada, the Child Support Enforcement program is administered by the Division of Welfare and Supportive Services (DWSS) and jointly operated by the division and county district attorneys. The Child Support Enforcement budget is funded with a portion of the child support collections the state is allowed to retain, which are used to

match Title IV-D funds. The state's share of collections typically supports all non-federal expenditures.

The Governor recommends total funding for the Child Support Enforcement budget of $36.1 million for the 2015-17 biennium, which is a decrease of $2.2 million compared to total funding of $38.3 million approved by the Legislature for the 2013-15 biennium. The Governor recommends a combination of federal funds and state share of collections revenues totaling $800,000 over of the biennium for a Technology Investment Request (TIR) to replace the existing Collection and Distribution System with a new software solution. The Governor also recommends a General Fund appropriation of $100,000 and federal funds of $194,118 in FY 2017 for a TIR to execute the initial request for proposal to replace the automated processing system for child support enforcement claims. Finally, the Governor recommends four new positions for the child support center in Southern Nevada.

CHILD ASSISTANCE AND DEVELOPMENT

The Child Assistance and Development budget provides for all child care related expenditures for Temporary Assistance for Needy Families (TANF) recipients, former TANF recipients, non-TANF-eligible clients who are at risk of losing employment due to a lack of assistance with child care and low-income non-TANF-eligible clients.

The Governor recommends total funding for the Child Assistance and Development account of $77.0 million for the 2015-17 biennium, which is an increase of $2.3 million compared to total funding of $74.8 million approved by the Legislature for the 2013-15 biennium. The Governor recommends reducing General Fund appropriations by $4.0 million over the 2015-17 biennium compared to the preceding biennium, leaving the General Fund appropriation in this budget at $2.6 million annually (the minimum maintenance of effort [MOE] required for TANF). In addition to the General Fund appropriation for MOE, The Executive Budget recommends certified matching funds from outside entities be used in lieu of a hard-dollar cash match. Based on the projected caseload, the Governor recommends additional federal funds of $10.5 million to support issuing child care benefits to more clients due to projected caseload increases. The caseload is projected to increase 21.2 percent over the biennium from 4,851 average monthly clients at the end of FY 2014 to 5,879 clients in FY 2017. The Governor also recommends additional federal funds totaling $2.2 million to support 240 more clients in the At-Risk category in order to partially restore benefit funding reduced in prior years.

ENERGY ASSISTANCE PROGRAM

The Energy Assistance program provides payments for eligible households, which can be applied to either the heating provider, the cooling provider or split between the two. Funding is provided through a combination of Low Income Home Energy Assistance (LIHEA) block grant funds and Universal Energy Charges established by the 2001 Legislature and collected from certain electric and gas utilities.

The Governor recommends increasing Universal Energy Charge and federal Low Income Home Energy Assistance program grant funding by $3.8 million in FY 2016 and $4.5 million in FY 2017 to align revenues with the level of available funding. The additional funding would be used to fund projected increases in households served. The number of households served is projected to increase from the actual FY 2014 monthly average of 1,868, with an average annual assistance payment of $732, to 2,376 in FY 2016 and 2,466 in FY 2017, without decreasing the average annual assistance payment. In addition, the Governor recommends Universal Energy Charge revenue totaling $302,111 in FY 2016 and $408,054 in FY 2017 to replace 25 temporary contract staff with 9 permanent full-time positions and 16 intermittent positions in order to provide a more stable and better trained workforce.

DIVISION OF CHILD AND FAMILY SERVICES

The Division of Child and Family Services (DCFS) provides a wide array of services to children and adolescents and is organized into three major program areas: Child Welfare Services, Children's Mental/Behavioral Health Services, and Juvenile Justice Services. The Executive Budget recommends total funds of $510.4 million for the 2015-17 biennium, an increase of $48.1 million, or 10.4 percent, when compared to the total funding approved by the 2013 Legislature for the 2013-15 biennium. The General Fund portion of the budget for DCFS is recommended to increase by $21.6 million, or 9.3 percent, when compared to the approved amounts for the 2013-15 biennium.

CHILDREN, YOUTH AND FAMILY ADMINISTRATION

This budget is the central administrative budget of the division and contains the unclassified Administrator, the division's four unclassified Deputy Administrators, and central fiscal, accounting, and personnel staff.

The Governor recommends total funding of $200,080 ($170,994 General Fund appropriations) over the 2015-17 biennium to add two new positions: a Statistician to conduct data analysis, and a Personnel Technician to support the increasing size of the division.

The Executive Budget recommends various position transfers between the division's budgets to align position duties and responsibilities with the correct funding source and budget account.

UNITY/SACWIS

The UNITY/SACWIS budget represents the division's compliance with a federal mandate to automate foster care and adoption information systems. The Statewide Adoption and Child Welfare Information System (SACWIS) project, now referred to as Unified Nevada Information Technology for Youth (UNITY) began in FY 1995 with business process re-engineering and became fully operational statewide in September 2003. This budget supports the Information Management Services unit,

which provides helpdesk support and application training to all three Nevada child welfare agencies (Division of Child and Family Services [DCFS], Clark County and Washoe County), and network and desktop computer support for DCFS.

The Governor recommends total funding of $686,845 ($375,460 General Fund appropriations) over the 2015-17 biennium to add six new positions: four IT Professionals, one Business Process Analyst, and one Management Analyst, in order to support UNITY and the data management unit.

URBAN CHILD WELFARE

As approved by the 2011 Legislature, the division is required to award block grants to counties whose populations are 100,000 or more (currently Clark and Washoe Counties) for the provision of child welfare services in those counties. The counties that receive the block grants must use the money without restriction for child welfare services, and without requirement to revert unspent money to the General Fund. A categorical grant is provided to the same counties for the cost of adoption assistance services within the counties. Each county and the division itself is required to submit improvement plans biennially to improve the safety, permanency and well-being of children in the agencies' care. Additionally, the division is required to administer an incentive program for the counties that provide child welfare services, and to make fiscal incentive payments based upon the counties' achievement of specific goals for improvement proposed by the counties and approved by the division.

WASHOE COUNTY CHILD WELFARE

This budget funds the delivery of child welfare services for Washoe County, which are provided by the county's Department of Social Services. Total recommended funding for the 2015-17 biennium is $65.2 million, including General Fund appropriations of $34.6 million.

The Governor recommends total funding of $2.7 million over the 2015-17 biennium for projected caseload growth in adoption subsidies in Washoe County. As noted above, adoption assistance services are established as a categorical grant; any unspent categorical grant funds must be reverted to the General Fund.

Additionally, the Governor recommends total funding of $5.4 million over the 2015-17 biennium for full implementation of the specialized foster care pilot that commenced in FY 2013. Washoe County reported improved outcomes for the population of 30 children in the pilot, including decreases in the number of placement disruptions, decreases in the number of inpatient hospitalizations experienced by a youth, and decreases in the number of psychotropic medications prescribed to a youth.

CLARK COUNTY CHILD WELFARE

This budget funds the delivery of child welfare services for Clark County, which are provided by the county's Department of Family Services. Total recommended funding for the 2015-17 biennium is $194.0 million, including General Fund appropriations of $99.2 million.

The Governor recommends total funding of $9.9 million over the 2015-17 biennium for projected caseload growth in adoption subsidies in Clark County. As noted above, adoption assistance services are established as a categorical grant; any unspent categorical grant funds must be reverted to the General Fund.

Additionally, the Governor recommends total funding of $6.5 million over the 2015-17 biennium for full implementation of the specialized foster care pilot that commenced in FY 2013. Similar to the experience in Washoe County, Clark County reported improved outcomes for the population of 180 children in the pilot, including decreases in the number of placement disruptions, decreases in the number of inpatient hospitalizations experienced by a youth, and decreases in the number of psychotropic medications prescribed to a youth.

RURAL CHILD WELFARE

This budget funds the delivery of child welfare services in the rural counties, including foster care placement costs and subsidized adoption costs for the rural region. Total recommended funding for the 2015-17 biennium is $41.3 million, including General Fund appropriations of $14.9 million.

Total funding of $2.0 million ($1.8 million General Fund appropriations) over the 2015-17 biennium is recommended in The Executive Budget to fund caseload increases in adoption subsidies, foster and specialized foster care placements, and court jurisdiction subsidies. The court jurisdiction subsidies comprise the majority of the caseload growth request. This caseload began in FY 2012, as enacted by Assembly Bill 350 (2011), which provided that a juvenile court may continue to retain jurisdiction over a child from age 18 until 21 if the child so requests. The bill further required the child welfare agency to provide services and monetary payments to the child while under court jurisdiction. Because federal fiscal participation ends when a child reaches age 18, the court jurisdiction caseload costs are entirely supported with General Fund appropriations.

The Governor recommends total funding of $1.0 million ($502,707 General Fund appropriations) over the 2015-17 biennium for full implementation of the specialized foster care pilot that commenced in FY 2013. The Division of Child and Family Services (DCFS) reported improved outcomes for the population of ten children in the pilot, including decreases in the number of placement disruptions, decreases in the number of inpatient hospitalizations experienced by a youth, and decreases in the number of psychotropic medications prescribed to a youth.

Additionally, the Governor recommends total funding of $784,916 ($668,031 General Fund appropriations) over the 2015-17 biennium to add six new direct child care positions and one administrative support position. The positions are intended to optimize the services provided to rural children and their families, and to assist in staff retention.

COMMUNITY JUVENILE JUSTICE PROGRAMS

This budget subgrants funds to local governments and private agencies for various juvenile justice programs. The budget also supports the Social Services Chief who performs compliance and monitoring of jails, serves as Nevada's juvenile justice specialist, and prepares monitoring and performance reports for various federal grants programs.

The Governor recommends General Fund appropriations of $217,386 over the 2015-17 biennium for compliance costs associated with the Prison Rape Elimination Act (PREA), legislation enacted by Congress in 2003 to address the problem of sexual abuse of individuals in correctional agency custody. The recommendation includes funding for video monitoring systems for Caliente Youth Center and Nevada Youth Training Center; intercom systems; outside telephone lines for living units; contracted services for emergency assessments; and travel costs. The Executive Budget also recommends General Fund appropriations of $61,114 to add a new Program Officer position in FY 2017.

JUVENILE CORRECTIONAL FACILITY

Summit View Youth Correctional Center (SVYCC) is a maximum-security youth correctional facility located near the Las Vegas urban center. The facility was closed in FY 2010 because of budget constraints, but the 2013 Legislature approved re-opening the facility in FY 2014 with funding for 50 beds. A private contractor operates the facility, with oversight provided by an on-site Division of Child and Family Services (DCFS) employee.

The Executive Budget recommends General Fund appropriations of $103,597 over the 2015-17 biennium to add a Maintenance Repair Specialist position to the facility. Additionally, General Fund appropriations of $923,334 are recommended over the 2015-17 biennium for deferred maintenance projects for this correctional facility.

CALIENTE YOUTH CENTER

The Caliente Youth Center is a co-educational juvenile residential correctional facility that serves youth between the ages of 12 and 18 and has a capacity of 140 youth. The Governor recommends General Funds of $215,500 over the 2015-17 biennium for deferred maintenance costs for the campus buildings.

NEVADA YOUTH TRAINING CENTER

The Nevada Youth Training Center (NYTC) is a residential juvenile correctional facility for male youth between 12 and 18 years of age, located in Elko, and is funded for 60 beds. The Governor recommends General Fund appropriations of $499,160 over the 2015-17 biennium to provide program enhancements to the NYTC, per recommendations provided by the Nevada Supreme Court's Commission on Statewide Juvenile Justice Reform. The Executive Budget proposes funding for a contracted psychologist; travel expenses for families to visit their children at NYTC; reinstatement of sports programs at the onsite school; educational materials regarding substance abuse, domestic violence, and parenting; and one new position to provide a quality assurance function for the facility.

Additionally, General Fund appropriations of $543,559 are recommended over the 2015-17 biennium for deferred maintenance projects the agency indicates are essential for security and operation of the facility.

YOUTH PAROLE SERVICES

The Nevada Youth Parole Bureau is charged with supervising post-incarcerated youth within their respective communities, and facilitating reintegration processes to assist the youth in adjusting to and prospering within their communities. The Executive Budget recommends total funding of $161,242 ($80,621 General Fund appropriations) to move the Las Vegas Youth Parole office to a different location.

NORTHERN NEVADA CHILD AND ADOLESCENT SERVICES

This budget provides a continuum of mental health services to emotionally disturbed children, adolescents and their families in Northern Nevada, including early childhood and outpatient services, mobile crisis services, and residential treatment services such as the Family Learning Homes and the Adolescent Treatment Center.

The Executive Budget recommends tobacco settlement funds totaling $226,273 over the 2015-17 biennium to add a Clinical Program Manager and Administrative Assistant to the Northern Nevada Mobile Crisis Unit (MCU). This MCU was implemented during FY 2015, and is designed to reduce unnecessary psychiatric hospitalizations and placement disruptions of children and families. General Funds of $187,600 are recommended over the 2015-17 biennium for deferred maintenance projects on the Northern Nevada Child and Adolescent Services campus.

SOUTHERN NEVADA CHILD AND ADOLESCENT SERVICES

This budget provides a comprehensive continuum of behavioral health care services in Southern Nevada for emotionally disturbed children and adolescents from birth through 18 years of age. Outpatient services are provided in Neighborhood Family Service Centers, and through the Mobile Crisis Unit (MCU). Residential services are provided at

the West Charleston campus and include the Oasis Treatment Homes and Desert Willow Treatment Center, a hospital, which provides inpatient acute psychiatric services.

The Executive Budget recommends total funding of $251,941 ($230,001 General Fund appropriations) over the 2015-17 biennium to add a Psychiatric Nurse and Administrative Assistant to support the outpatient medication clinic. Tobacco settlement funds totaling $139,407 over the 2015-17 biennium are recommended to add a Clinical Program Manager to provide additional supervision for the Southern Nevada MCU. Additionally, General Fund appropriations of $423,864 are recommended over the 2015-17 biennium for deferred maintenance projects on the Southern Nevada Child and Adolescent Services campus.

DEPARTMENT OF EMPLOYMENT, TRAINING AND REHABILITATION

The Department of Employment, Training and Rehabilitation (DETR) serves all Nevada citizens by facilitating the training and stability of a qualified workforce that supports a growing and diverse economy, and enforces rules that protect citizens from workplace and personal discrimination.

The department is the lead state agency responsible for the administration of the Workforce Innovation and Opportunity Act (WIOA) in Nevada, including serving as staff to the Governor's Workforce Investment Board, which oversees the state's workforce investment system, Nevada JobConnect. The department consists of the Director's Office and centralized administrative services, the Employment Security Division, the Rehabilitation Division, the Research and Analysis Bureau, Information Development and Processing, and the Nevada Equal Rights Commission.

Funding for the department includes, but is not limited to, federal funds from the United States Departments of Labor and Education, the Social Security Administration, a surcharge of 0.05 percent on wages paid by Nevada employers, and interest on, and forfeitures of, employer contributions. General Fund appropriations are provided to the Equal Rights Commission to supplement contract payments from the federal Equal Employment Opportunity Commission. General Fund appropriations are also provided to the Vocational Rehabilitation program and to the Bureau of Services to the Blind and Visually Impaired, primarily to match federal Section 110 funding.

The Governor recommends to increase the department's General Fund appropriations for the upcoming biennium by $3.6 million, or 47 percent, to $11.3 million, over the $7.7 million appropriated for the 2013-15 biennium. The majority of the increase ($2.4 million) is driven by the Governor's recommendation to establish the new Nevada P20 Workforce Reporting Program budget, as discussed below.

Total recommended funding for the department is $280.3 million for the upcoming biennium, net of interagency transfers. In comparison, total funding legislatively approved for the 2013-15 biennium was $339.8 million, net of interagency transfers.

REHABILITATION DIVISION

The Rehabilitation Division is comprised of three bureaus: Vocational Rehabilitation (VR), Services to the Blind and Visually Impaired (BSBVI), and Disability Adjudication. The Bureau of Vocational Rehabilitation provides rehabilitation services leading to employment and independent living for persons who are disabled, blind or visually impaired. The Bureau of Disability Adjudication makes medical determinations of eligibility for Social Security Administration disability benefit payment programs. The Blind Business Enterprise Program (BEN) provides funding and services for blind individuals seeking self-sufficiency through the opportunity to operate snack bars and vending operations in federal, state and municipal buildings statewide.

On July 21, 2014, Governor Sandoval issued an Executive Order creating The Governor's Taskforce on Integrated Employment, which is charged with developing recommendations to create a more integrated workforce and expand competitive employment opportunities for individuals with intellectual or developmental disabilities.

A significant portion of the Bureau of Vocational Rehabilitation's activities are supported by federal Section 110 funds, which require a 21.3 percent match from the state. The Governor recommends a total of $33.9 million over the 2015-17 biennium in federal Section 110 funds. General Fund appropriations of $6.6 million over the 2015-17 biennium are recommended, which would provide a 16.4 percent state match. The balance of the state's match is made through related expenditures provided by other state programs and resources. The Governor recommends Section 110 grant dollars of $690,461 over the 2015-17 biennium to fund a new CareerConnect program provided by Truckee Meadows Community College. The agency indicates that an increased emphasis on Third Party Cooperative agreements would help address the issue of relinquishing federal Section 110 funds each year.

The Governor recommends transferring a Rehabilitation Chief from the Rehabilitation Administration budget to the Vocational Rehabilitation budget. According to the agency, the majority of the work performed by this position benefits Vocational Rehabilitation participants; therefore, the costs of this position should be allocated to the Vocational Rehabilitation budget instead of shared among all Rehabilitation Division programs. As recommended, the transfer would require additional General Fund appropriations of $53,113 over the 2015-17 biennium to realign funding for this position.

The Governor recommends $180,060 ($38,352 General Fund appropriations) over the 2015-17 biennium to hire two intermittent public service interns. According to the agency, interns serve as a mechanism to attract Rehabilitation Counselors to Nevada, as the state does not currently have a master's program in Vocational Rehabilitation counseling. Upon successful completion of the internship, the division indicates that it would hire the interns as full-time employees.

EMPLOYMENT SECURITY DIVISION

The Employment Security Division (ESD) is responsible for the administration of the Unemployment Insurance program and numerous state and federally funded workforce investment programs that seek to connect Nevada employers with a skilled and qualified workforce.

As a result of projected reductions in federal funding for ESD, the Governor recommends the elimination of 36 positions in the ESD budget, resulting in a reduction of $4.5 million in position related costs over the 2015-17 biennium. Positions recommended for elimination include: 22 Unemployment Insurance Representatives; 4 ESD Appeals Referees; 4 Contributions Examiners; 2 Compliance/Audit Investigators; 1 Administrative Aid, 1 Administrative Assistant; 1 ESD Manager; and a Department of Employment, Training and Rehabilitation (DETR) Business Process Analyst.

To accommodate fluctuations in workload and reductions in federal funding, the Governor is recommending $5.1 million over the biennium to fund 50.5 full-time equivalent (FTE) intermittent positions. The positions are recommended to support the Bond Unemployment Insurance Administration, Career Enhancement, Veteran's Services, Employer Services, Reemployment Services, and Unemployment Insurance programs. Ten positions ($1.1 million) would be funded by transfers from the ESD Special Fund, and 40.5 positions ($4.0 million) would be funded through a reduction to the budget's reserve. By way of comparison, the 2013 Legislature approved 147 intermittent positions for ESD in the 2013–15 biennium.

The Governor recommends an increase in federal funding of $1.5 million over the 2015-17 biennium to support programs assisting long-term unemployed Nevada citizens in securing employment. The recommendation includes $861,466 for the Job-Driven National Emergency Grant program and $596,208 for the Platform 2 Employment initiative.

NEVADA EQUAL RIGHTS COMMISSION (NERC)

The Governor's recommended budget includes General Fund appropriations of $129,041 over the 2015-17 biennium for a new Chief Compliance Investigator position. The position would focus on youth complainants and/or witnesses, specializing in the investigation of complaints of discrimination within Nevada school districts, specifically Clark and Washoe Counties. In addition, the position would investigate complaints of discrimination in housing and public places, conduct intake appointments and perform mediations to settle disputes, and assist in outreach and training efforts to schools regarding harassment and discrimination. Total recommended funding for the NERC is $3.2 million over the 2015-17 biennium, of which $2.3 million is General Fund.

DETR ADMINISTRATIVE SERVICES

As a result of the projected reductions in federal funding for the Employment Security Division (ESD), the Governor is recommending the elimination of eight positions that provide administrative support services for ESD operations, with a reduction of $1.0 million in cost allocation assessments for position costs over the 2015-17 biennium. Positions recommended for elimination include: three Administrative Assistants; two ESD Program Specialists; a Deputy Administrator; an Accountant Technician; and an Accounting Assistant.

Two of the positions recommended for elimination are currently serving in the Workforce Solutions Unit (WSU). The Governor also recommends to transfer an Employment Security Program Specialist and Administrative Assistant, currently assigned to the WSU, from Administrative Services to the Research and Analysis Bureau. The WSU provides support, grant management and program analysis for the statewide Industry Sector Councils and serves as a liaison between the sector councils, the department, and other stakeholders to monitor the alignment of the department's workforce investment initiatives with the Governor's Office of Economic Development's goals. The 2013 Legislature approved the transfer of the WSU from the Employment Security budget to the Administration budget. The Executive Budget recommends to dissolve the WSU through the noted position eliminations and transfers.

INFORMATION DEVELOPMENT AND PROCESSING

The Governor recommends General Fund appropriations totaling $2.4 million over the 2015-17 biennium to establish the new Nevada P20 Workforce Reporting Program. The funding would be used to support one new position and operating costs to integrate educational data and to allow stakeholders to improve on workforce data-driven decision-making in Nevada. To support the budget recommendation, Senate Bill 24, of the current legislative session, in part, would allow the Employment Security Division (ESD) Administrator to make employment and wage information available to the Board of Regents to facilitate the required longitudinal data system intended to track the effectiveness of Nevada's K-12 and higher education systems in meeting the state's workforce needs.

As a result of the projected reductions in federal funding for ESD, the Governor is recommending the elimination of two IT positions that provide support services for ESD operations, with a reduction of $221,661 in cost allocation assessments over the 2015-17 biennium.

The Governor recommends the transfer of $160,000 each fiscal year in reserved penalty and interest from the ESD Special Fund to the Information Development and Processing budget to hire contract programmer staff to maintain and support Unemployment Insurance Modernization Project (UInv) applications. The initial phase of the system, the UI Benefits application, went live on September 1, 2013, and the UI Appeals module of the system went live in July 2014. DETR is continuing to work on

efforts to complete the implementation of the UInv Contributions/Tax module, which is anticipated to be completed by the end of FY 2015.

The Executive Budget includes $2.4 million of cost allocation assessments and interagency transfers over the 2015-17 biennium for new and replacement desktop PCs, laptops, network hardware, and software upgrades to support Information Development and Processing operations.

Nevada Legislative Counsel Bureau
Source of Funds Summary
2015-17 Fiscal Report

	2013-2014 Actual	2014-2015 Work Program	2015-2016 GOVERNOR RECOMMENDS	% Change	2016-2017 GOVERNOR RECOMMENDS	% Change
HUMAN SERVICES						
HEALTH AND HUMAN SERVICES - DIRECTOR'S OFFICE						
HHS-DO - ADMINISTRATION	4,060,470	1,535,669	1,688,983	9.98	1,765,048	4.50
GENERAL FUND	1,122,757	1,177,800	1,381,438	17.29	1,385,904	.32
FEDERAL FUND	2,171,574					
INTERAGENCY TRANSFER	769,171	357,869	307,545	-14.06	379,144	23.28
OTHER FUND	50					
REVERSIONS	-3,082					
HHS-DO - UPL HOLDING ACCOUNT	912,500	6,517,000	2,229,840	-65.78	2,158,340	-3.21
INTERAGENCY TRANSFER	1,250,000	6,517,000	2,229,840	-65.78	2,158,340	-3.21
REVERSIONS	-337,500					
HHS-DO - DEVELOPMENTAL DISABILITIES	567,342	659,011	594,800	-9.74	602,865	1.36
GENERAL FUND	164,725	164,753	147,263	-10.62	149,358	1.42
FEDERAL FUND	425,533	494,258	447,537	-9.45	453,507	1.33
REVERSIONS	-22,916					
HHS-DO - GRANTS MANAGEMENT UNIT	26,685,824	28,041,749	27,113,513	-3.31	27,046,199	-.25
GENERAL FUND	161,900	160,683	203,212	26.47	217,627	7.09
BALANCE FORWARD	11,250	5,000				
FEDERAL FUND	17,768,260	18,221,012	17,424,150	-4.37	17,435,994	.07
INTERAGENCY TRANSFER	644,149	577,493	682,371	18.16	684,321	.29
OTHER FUND	8,123,315	9,077,561	8,803,780	-3.02	8,708,257	-1.09
REVERSIONS	-23,050					
HHS-DO - PROBLEM GAMBLING	1,386,811	2,046,153	1,898,922	-7.20	1,889,200	-.51
BALANCE FORWARD	-25,324	583,473	503,117	-13.77	495,736	-1.47
OTHER FUND	1,412,135	1,462,680	1,395,805	-4.57	1,393,464	-.17
HHS-DO - CHILDREN'S TRUST ACCOUNT	572,114	988,262	1,164,588	17.84	1,240,564	6.52
BALANCE FORWARD	-124,135	453,873	489,381	7.82	570,467	16.57
OTHER FUND	696,249	534,389	675,207	26.35	670,097	-.76
HHS-DO - CONSUMER HEALTH ASSISTANCE	1,422,401	1,359,625	1,183,922	-12.92	1,201,355	1.47
GENERAL FUND	308,327	304,910	282,151	-7.46	287,611	1.94
BALANCE FORWARD	100,645					
FEDERAL FUND	143,534	115,593	106,283	-8.05	109,209	2.75
INTERAGENCY TRANSFER	648,300	246,939	268,320	8.66	269,684	.51
OTHER FUND	344,662	692,183	527,168	-23.84	534,851	1.46
REVERSIONS	-123,067					
HHS-DO - INDIGENT HOSPITAL CARE	13,471,236	19,223,037	14,012,641	-27.10	14,616,657	4.31
BALANCE FORWARD	535,423					
OTHER FUND	12,935,813	19,223,037	14,012,641	-27.10	14,616,657	4.31
HHS-DO - HEALTHY NEVADA FUND		9,032,561				
OTHER FUND		9,032,561				

Nevada Legislative Counsel Bureau
Source of Funds Summary
2015-17 Fiscal Report

	2013-2014 Actual	2014-2015 Work Program	2015-2016 GOVERNOR RECOMMENDS	% Change	2016-2017 GOVERNOR RECOMMENDS	% Change
HHS-DO - PUBLIC DEFENDER	3,506,079	2,752,926	3,388,918	23.10	3,390,192	.04
GENERAL FUND	1,095,914	1,091,345	1,732,021	58.71	1,732,263	.01
BALANCE FORWARD	-333					
FEDERAL FUND	15	55,855				
OTHER FUND	2,416,192	1,605,726	1,656,897	3.19	1,657,929	.06
REVERSIONS	-5,709					
HHS-DO - IDEA PART C	3,846,447	3,972,105	4,000,090	.70	4,007,279	.18
FEDERAL FUND	3,846,447	3,972,105	4,000,090	.70	4,007,279	.18
TOTAL HEALTH AND HUMAN SERVICES - DIRECTOR'S OFFICE	56,431,224	76,128,098	57,276,217	-24.76	57,917,699	1.12
GENERAL FUND	2,853,623	2,899,491	3,746,085	29.20	3,772,763	.71
BALANCE FORWARD	497,526	1,042,346	992,498	-4.78	1,066,203	7.43
FEDERAL FUND	24,355,363	22,858,823	21,978,060	-3.85	22,005,989	.13
INTERAGENCY TRANSFER	3,311,620	7,699,301	3,488,076	-54.70	3,491,489	.10
OTHER FUND	25,928,416	41,628,137	27,071,498	-34.97	27,581,255	1.88
REVERSIONS	-515,324					
AGING AND DISABILITY SERVICES						
HHS-ADSD - SENIOR RX AND DISABILITY RX	3,430,118	5,048,144	3,325,000	-34.13	3,325,000	.00
OTHER FUND	3,430,118	5,048,144	3,325,000	-34.13	3,325,000	
HHS-ADSD - TOBACCO SETTLEMENT PROGRAM	5,177,900	5,429,581	6,211,654	14.40	6,211,654	.00
INTERAGENCY TRANSFER		5,429,581				
OTHER FUND	5,177,900		6,211,654		6,211,654	
HHS-ADSD - FEDERAL PROGRAMS AND ADMINISTRATION	19,353,225	24,341,315	23,810,401	-2.18	23,304,400	-2.13
GENERAL FUND	3,404,894	3,277,912	4,170,467	27.23	4,227,104	1.36
BALANCE FORWARD	5,044	36,238	36,238		36,238	
FEDERAL FUND	10,527,331	11,679,831	11,978,840	2.56	11,978,841	.00
INTERAGENCY TRANSFER	5,462,334	8,899,400	7,363,215	-17.26	6,800,576	-7.64
OTHER FUND	215,600	447,934	261,641	-41.59	261,641	
REVERSIONS	-261,978					
HHS-ADSD - HOME AND COMMUNITY BASED SERVICES	22,354,178	31,869,753	39,502,854	23.95	44,688,152	13.13
GENERAL FUND	11,328,331	13,107,004	21,006,766	60.27	23,380,589	11.30
BALANCE FORWARD	169,238	2,174,197	2,140,835	-1.53	1,721,969	-19.57
FEDERAL FUND	406,072	402,895	384,735	-4.51	384,735	
INTERAGENCY TRANSFER	6,911,505	7,538,286	10,640,043	41.15	14,120,384	32.71
OTHER FUND	4,624,301	8,647,371	5,330,475	-38.36	5,080,475	-4.69
REVERSIONS	-1,085,269					
HHS-ADSD - EARLY INTERVENTION SERVICES	28,117,404	37,031,631	33,675,707	-9.06	34,423,277	2.22
GENERAL FUND	28,924,730	32,463,532	29,531,557	-9.03	30,249,542	2.43
FEDERAL FUND	291,051	169,616	313,088	84.59	324,670	3.70
INTERAGENCY TRANSFER	3,945,300	4,250,922	3,634,270	-14.51	3,645,065	.30
OTHER FUND	182,249	147,561	196,792	33.36	204,000	3.66
REVERSIONS	-5,225,926					

Nevada Legislative Counsel Bureau
Source of Funds Summary
2015-17 Fiscal Report

	2013-2014 Actual	2014-2015 Work Program	2015-2016 GOVERNOR RECOMMENDS	% Change	2016-2017 GOVERNOR RECOMMENDS	% Change
HHS-ADSD - FAMILY PRESERVATION PROGRAM	2,672,978	2,859,604	2,836,416	-.81	2,930,664	3.32
GENERAL FUND	1,576,202	1,659,604	1,636,416	-1.40	1,730,664	5.76
OTHER FUND	1,154,412	1,200,000	1,200,000		1,200,000	
REVERSIONS	-57,636					
HHS-ADSD - SIERRA REGIONAL CENTER	35,608,046	35,358,403	37,452,473	5.92	43,511,649	16.18
GENERAL FUND	17,764,569	17,695,240	19,579,501	10.65	22,427,925	14.55
BALANCE FORWARD	-2	2				
INTERAGENCY TRANSFER	17,175,169	16,687,733	16,878,035	1.14	20,088,787	19.02
OTHER FUND	994,937	975,428	994,937	2.00	994,937	
REVERSIONS	-326,627					
HHS-ADSD - DESERT REGIONAL CENTER	97,236,529	104,219,632	106,706,400	2.39	119,592,576	12.08
GENERAL FUND	46,532,718	48,528,955	53,538,833	10.32	60,352,066	12.73
BALANCE FORWARD	190,024	748,095				
INTERAGENCY TRANSFER	50,466,689	51,537,727	50,298,042	-2.41	56,370,985	12.07
OTHER FUND	2,735,987	3,404,855	2,869,525	-15.72	2,869,525	
REVERSIONS	-2,688,889					
HHS-ADSD - RURAL REGIONAL CENTER	14,411,859	15,238,714	16,422,504	7.77	19,354,004	17.85
GENERAL FUND	8,344,931	7,984,160	9,008,357	12.83	10,456,517	16.08
INTERAGENCY TRANSFER	6,528,284	6,835,718	7,228,386	5.74	8,711,726	20.52
OTHER FUND	182,409	418,836	185,761	-55.65	185,761	
REVERSIONS	-643,765					
TOTAL AGING AND DISABILITY SERVICES	228,362,237	261,396,777	269,943,409	3.27	297,341,376	10.15
GENERAL FUND	117,876,375	124,716,407	138,471,897	11.03	152,824,407	10.36
BALANCE FORWARD	364,304	2,958,532	2,177,073	-26.41	1,758,207	-19.24
FEDERAL FUND	11,224,454	12,252,342	12,676,663	3.46	12,688,246	.09
INTERAGENCY TRANSFER	90,489,281	101,179,367	96,041,991	-5.08	109,737,523	14.26
OTHER FUND	18,697,913	20,290,129	20,575,785	1.41	20,332,993	-1.18
REVERSIONS	-10,290,090					
HEALTH CARE FINANCING & POLICY						
HHS-HCF&P - INTERGOVERNMENTAL TRANSFER PROGRAM	89,071,905	167,131,868	161,455,888	-3.40	135,869,369	-15.85
BALANCE FORWARD	-26,430,509	31,001,804	25,378,958	-18.14	7,252,967	-71.42
INTERAGENCY TRANSFER	13,788,313	16,164,724	12,857,606	-20.46	12,764,858	-.72
OTHER FUND	101,714,101	119,965,340	123,219,324	2.71	115,851,544	-5.98
HHS-HCF&P - ADMINISTRATION	123,305,299	165,162,306	169,401,281	2.57	178,549,113	5.40
GENERAL FUND	19,814,852	28,976,303	27,346,696	-5.62	28,903,277	5.69
BALANCE FORWARD	190,443	1,314,128	1,424,535	8.40	1,509,984	6.00
FEDERAL FUND	101,481,740	136,637,196	138,866,236	1.63	146,549,307	5.53
INTERAGENCY TRANSFER	339,419	-3,772,552	349,286	-109.26	352,159	.82
INTERIM FINANCE	14,770					
OTHER FUND	1,464,075	2,007,231	1,414,528	-29.53	1,234,386	-12.74
HHS-HCF&P - INCREASED QUALITY OF NURSING CARE	28,830,294	32,204,514	30,831,193	-4.26	31,118,508	.93
BALANCE FORWARD		900,000	900,000		900,000	
OTHER FUND	28,830,294	31,304,514	29,931,193	-4.39	30,218,508	.96

Nevada Legislative Counsel Bureau
Source of Funds Summary
2015-17 Fiscal Report

	2013-2014 Actual	2014-2015 Work Program	2015-2016 GOVERNOR RECOMMENDS	% Change	2016-2017 GOVERNOR RECOMMENDS	% Change
HHS-HCF&P - NEVADA CHECK-UP PROGRAM	38,074,359	42,232,367	26,820,295	-36.49	26,798,274	-.08
GENERAL FUND	9,208,719	9,732,616	1,914,503	-80.33	334,242	-82.54
FEDERAL FUND	27,272,090	30,499,011	24,053,247	-21.13	25,635,879	6.58
INTERAGENCY TRANSFER	158,181	-202,702	30,025	-114.81	5,633	-81.24
OTHER FUND	1,435,369	2,203,442	822,520	-62.67	822,520	
HHS-HCF&P - NEVADA MEDICAID, TITLE XIX	2,027,481,859	2,972,671,312	3,058,121,408	2.87	3,160,411,554	3.34
GENERAL FUND	522,288,033	561,385,596	537,337,946	-4.28	602,734,423	12.17
BALANCE FORWARD	-1,380,710	1,380,711				
FEDERAL FUND	1,364,492,510	2,205,211,996	2,311,061,671	4.80	2,373,119,461	2.69
INTERAGENCY TRANSFER	116,157,545	175,063,279	183,604,804	4.88	158,327,119	-13.77
OTHER FUND	25,924,481	29,629,730	26,116,987	-11.86	26,230,551	.43
TOTAL HEALTH CARE FINANCING & POLICY	2,306,763,716	3,379,402,367	3,446,630,065	1.99	3,532,746,818	2.50
GENERAL FUND	551,311,604	600,094,515	566,599,145	-5.58	631,971,942	11.54
BALANCE FORWARD	-27,620,776	34,596,643	27,703,493	-19.92	9,662,951	-65.12
FEDERAL FUND	1,493,246,340	2,372,348,203	2,473,981,154	4.28	2,545,304,647	2.88
INTERAGENCY TRANSFER	130,443,458	187,252,749	196,841,721	5.12	171,449,769	-12.90
INTERIM FINANCE	14,770					
OTHER FUND	159,368,320	185,110,257	181,504,552	-1.95	174,357,509	-3.94
DIVISION OF PUBLIC AND BEHAVIORAL HEALTH						
HHS-DPBH - RADIATION CONTROL	2,674,406	4,585,701	4,741,062	3.39	4,732,866	-.17
BALANCE FORWARD	-206,571	1,828,223	1,761,118	-3.67	1,752,889	-.47
FEDERAL FUND	240,000	215,000	280,000	30.23	280,000	
INTERAGENCY TRANSFER	23,543	139,951	67,518	-51.76	67,551	.05
OTHER FUND	2,617,434	2,402,527	2,632,426	9.57	2,632,426	
HHS-DPBH - CHILD CARE SERVICES	1,202,672	1,596,943	1,573,988	-1.44	1,598,650	1.57
GENERAL FUND	26,111	49,639				
BALANCE FORWARD					24,662	
INTERAGENCY TRANSFER	1,109,364	1,471,402	1,471,402		1,471,402	
OTHER FUND	71,849	75,902	102,586	35.16	102,586	
REVERSIONS	-4,652					
HHS-DPBH - LOW-LEVEL RADIOACTIVE WASTE FUND	8,075	1,234,992	217,531	-82.39	217,531	.00
BALANCE FORWARD	-257,592	1,076,728				
OTHER FUND	265,667	158,264	217,531	37.45	217,531	
HHS-DPBH - CANCER CONTROL REGISTRY	807,124	1,234,554	1,151,774	-6.71	953,757	-17.19
BALANCE FORWARD	26,758	464,691	416,802	-10.31	218,785	-47.51
FEDERAL FUND	680,294	689,055				
INTERAGENCY TRANSFER			620,890		620,890	
OTHER FUND	100,072	80,808	114,082	41.18	114,082	
HHS-DPBH - HEALTH STATISTICS AND PLANNING	1,208,264	2,282,469	2,440,673	6.93	2,444,722	.17
BALANCE FORWARD	-417,379	714,430	872,685	22.15	890,791	2.07
INTERAGENCY TRANSFER	365,978	434,947	295,728	-32.01	295,728	
OTHER FUND	1,259,665	1,133,092	1,272,260	12.28	1,258,203	-1.10

Nevada Legislative Counsel Bureau
Source of Funds Summary
2015-17 Fiscal Report

	2013-2014 Actual	2014-2015 Work Program	2015-2016 GOVERNOR RECOMMENDS	% Change	2016-2017 GOVERNOR RECOMMENDS	% Change
HHS-DPBH - CONSUMER HEALTH PROTECTION	1,899,736	2,460,591	2,295,087	-6.73	2,171,682	-5.38
BALANCE FORWARD	274,169	353,245	350,351	-.82	226,946	-35.22
FEDERAL FUND	264,847	286,615	280,883	-2.00	280,883	
OTHER FUND	1,360,720	1,820,731	1,663,853	-8.62	1,663,853	
HHS-DPBH - IMMUNIZATION PROGRAM	7,464,811	8,854,611	4,153,964	-53.09	3,872,279	-6.78
GENERAL FUND	1,024,567	1,024,567	489,957	-52.18	486,127	-.78
BALANCE FORWARD	291,788	781,097				
FEDERAL FUND	4,685,337	5,186,899	3,228,692	-37.75	3,046,405	-5.65
INTERAGENCY TRANSFER	1,608,610	1,862,048	435,315	-76.62	339,747	-21.95
OTHER FUND	56					
REVERSIONS	-145,547					
HHS-DPBH - WIC FOOD SUPPLEMENT	65,534,269	71,636,855	69,511,922	-2.97	69,511,922	.00
BALANCE FORWARD	15,307					
FEDERAL FUND	48,767,491	56,409,964	52,760,102	-6.47	52,760,102	
OTHER FUND	16,751,471	15,226,891	16,751,820	10.01	16,751,820	
HHS-DPBH - COMMUNICABLE DISEASES	17,797,879	17,956,284	16,152,314	-10.05	16,152,879	.00
GENERAL FUND	2,090,735	2,087,442	164,469	-92.12	165,034	.34
BALANCE FORWARD	-1,610,741	1,610,742	7,146	-99.56	7,146	
FEDERAL FUND	10,684,246	11,149,850	10,942,238	-1.86	10,942,238	
OTHER FUND	6,732,331	3,108,250	5,038,461	62.10	5,038,461	
REVERSIONS	-98,692					
HHS-DPBH - HEALTH FACILITIES HOSPITAL LICENSING	8,914,367	17,023,574	17,775,586	4.42	17,096,340	-3.82
BALANCE FORWARD	-1,367,499	7,307,396	7,270,413	-.51	6,795,712	-6.53
FEDERAL FUND	1,945,721	2,557,488	2,176,912	-14.88	1,977,797	-9.15
INTERAGENCY TRANSFER	1,369,963	1,070,938	980,488	-8.45	975,058	-.55
OTHER FUND	6,966,182	6,087,752	7,347,773	20.70	7,347,773	
HHS-DPBH - HEALTH FACILITIES-ADMIN PENALTY	62,570	321,166	100,000	-68.86	100,000	.00
BALANCE FORWARD	28,247	221,166				
OTHER FUND	34,323	100,000	100,000		100,000	
HHS-DPBH - PUBLIC HEALTH PREPAREDNESS PROGRAM	12,057,398	12,831,140	10,167,662	-20.76	10,199,696	.32
BALANCE FORWARD	-1,515	1,516				
FEDERAL FUND	12,032,306	12,802,198	9,998,963	-21.90	9,998,963	
INTERAGENCY TRANSFER	15,107	15,927	157,199	887.00	189,233	20.38
OTHER FUND	11,500	11,499	11,500	.01	11,500	
HHS-DPBH - BIOSTATISTICS AND EPIDEMIOLOGY	4,937,802	4,457,457	5,002,837	12.24	5,045,917	.86
GENERAL FUND	317,118	317,183	441,368	39.15	460,727	4.39
FEDERAL FUND	4,056,790	3,523,878	3,610,668	2.46	3,610,668	
INTERAGENCY TRANSFER	579,382	585,916	901,343	53.83	925,064	2.63
OTHER FUND	4,650	30,480	49,458	62.26	49,458	
REVERSIONS	-20,138					

Nevada Legislative Counsel Bureau
Source of Funds Summary
2015-17 Fiscal Report

	2013-2014 Actual	2014-2015 Work Program	2015-2016 GOVERNOR RECOMMENDS	% Change	2016-2017 GOVERNOR RECOMMENDS	% Change
HHS-DPBH - CHRONIC DISEASE	6,307,078	8,681,581	7,323,742	-15.64	7,865,955	7.40
FEDERAL FUND	4,981,675	7,117,557	5,748,757	-19.23	5,748,757	
INTERAGENCY TRANSFER	365,089	464,024	474,985	2.36	1,017,198	114.15
OTHER FUND	960,314	1,100,000	1,100,000		1,100,000	
HHS-DPBH - MATERNAL CHILD HEALTH SERVICES	8,440,003	10,950,413	8,116,332	-25.88	8,123,516	.09
GENERAL FUND	1,069,203	1,066,952	1,196,527	12.14	1,203,661	.60
FEDERAL FUND	4,392,009	5,796,981	6,459,173	11.42	6,459,173	
INTERAGENCY TRANSFER	420,446	560,382	460,382	-17.84	460,382	
OTHER FUND	2,559,542	3,526,098	250	-99.99	300	20.00
REVERSIONS	-1,197					
HHS-DPBH - OFFICE OF HEALTH ADMINISTRATION	4,451,834	6,076,580	10,085,088	65.97	10,340,655	2.53
GENERAL FUND	944,844	931,233	4,205,581	351.61	4,198,397	-.17
BALANCE FORWARD	232,726	1,705,922	1,544,087	-9.49	1,739,680	12.67
INTERAGENCY TRANSFER	3,306,486	3,439,425	4,335,420	26.05	4,402,578	1.55
REVERSIONS	-32,222					
HHS-DPBH - COMMUNITY HEALTH SERVICES	3,087,995	3,684,256	3,797,544	3.07	3,796,531	-.03
GENERAL FUND	939,353	963,682	1,193,004	23.80	1,192,157	-.07
FEDERAL FUND	565,276	780,433	580,991	-25.56	580,991	
INTERAGENCY TRANSFER	615,306	761,944	809,075	6.19	808,909	-.02
OTHER FUND	1,181,228	1,178,197	1,214,474	3.08	1,214,474	
REVERSIONS	-213,168					
HHS-DPBH - EMERGENCY MEDICAL SERVICES	925,265	1,009,005	1,011,763	.27	1,017,474	.56
GENERAL FUND	819,111	647,085	701,033	8.34	706,720	.81
BALANCE FORWARD	-14,805	49,496	49,496		49,496	
FEDERAL FUND	52,020	205,634	129,999	-36.78	129,999	
INTERAGENCY TRANSFER	61,505	62,275	75,437	21.14	75,461	.03
OTHER FUND	57,543	44,515	55,798	25.35	55,798	
REVERSIONS	-50,109					
HHS-DPBH - MARIJUANA HEALTH REGISTRY	1,146,523	5,682,309	3,704,887	-34.80	4,803,900	29.66
BALANCE FORWARD	145,892	507,936	729,358	43.59	1,318,684	80.80
OTHER FUND	1,000,631	5,174,373	2,975,529	-42.49	3,485,216	17.13
HHS-DPBH - BEHAVIORAL HEALTH ADMINISTRATION	7,473,381	10,512,341	3,558,638	-66.15	3,584,486	.73
GENERAL FUND	1,920,554	1,970,249	2,792,181	41.72	2,762,447	-1.06
BALANCE FORWARD	-3,641	3,642				
FEDERAL FUND	5,185,268	7,231,716				
INTERAGENCY TRANSFER	356,701	1,306,734	766,457	-41.35	822,039	7.25
OTHER FUND	49,990					
REVERSIONS	-35,491					

Nevada Legislative Counsel Bureau
Source of Funds Summary
2015-17 Fiscal Report

	2013-2014 Actual	2014-2015 Work Program	2015-2016 GOVERNOR RECOMMENDS	% Change	2016-2017 GOVERNOR RECOMMENDS	% Change
HHS-DPBH - BEHAVIORAL HEALTH INFORMATION SYSTEMS	2,460,862	2,776,970				
GENERAL FUND	2,358,122	2,382,743				
BALANCE FORWARD	31,500	94,500				
FEDERAL FUND	66,297					
INTERAGENCY TRANSFER	205,278	299,727				
REVERSIONS	-200,335					
HHS-DPBH - ALCOHOL TAX PROGRAM	1,451,874	1,459,371	1,407,602	-3.55	1,058,209	-24.82
BALANCE FORWARD	373,005	341,585	359,371	5.21		
OTHER FUND	1,078,869	1,117,786	1,048,231	-6.22	1,058,209	.95
HHS-DPBH - BEHAVIORAL HEALTH PREV & TREATMENT	20,242,748	21,404,148	33,537,326	56.69	33,006,040	-1.58
GENERAL FUND	6,548,626	6,247,823	6,517,167	4.31	6,519,747	.04
BALANCE FORWARD	540,738	111,816	55,061	-50.76	55,061	
FEDERAL FUND	12,111,716	14,489,789	26,438,762	82.46	25,904,896	-2.02
INTERAGENCY TRANSFER	350,000	300,000	350,000	16.67	350,000	
OTHER FUND	854,252	254,720	176,336	-30.77	176,336	
REVERSIONS	-162,584					
HHS-DPBH - RURAL CLINICS	11,623,595	11,953,294	14,197,939	18.78	14,459,528	1.84
GENERAL FUND	9,231,720	7,470,439	8,643,886	15.71	8,947,360	3.51
FEDERAL FUND	447,006	428,653	547,718	27.78	547,718	
INTERAGENCY TRANSFER	2,355,718	3,824,357	4,714,797	23.28	4,672,912	-.89
OTHER FUND	269,805	229,845	291,538	26.84	291,538	
REVERSIONS	-680,654					
HHS-DPBH - NO NV ADULT MENTAL HEALTH SVCS	28,913,377	30,628,970	34,117,226	11.39	34,990,869	2.56
GENERAL FUND	24,651,386	22,581,478	25,639,550	13.54	26,689,509	4.10
FEDERAL FUND	1,267,818	1,585,983	1,292,415	-18.51	1,304,887	.97
INTERAGENCY TRANSFER	3,211,565	5,978,317	6,881,393	15.11	6,774,204	-1.56
OTHER FUND	284,143	483,192	303,868	-37.11	222,269	-26.85
REVERSIONS	-501,535					
HHS-DPBH - SO NV ADULT MENTAL HEALTH SERVICES	88,921,696	87,960,647	93,841,738	6.69	97,010,807	3.38
GENERAL FUND	71,976,425	65,548,146	66,005,097	.70	70,587,887	6.94
BALANCE FORWARD	-212,594	212,594				
FEDERAL FUND	5,055,543	5,976,090	4,508,617	-24.56	4,508,616	-.00
INTERAGENCY TRANSFER	5,879,875	10,995,272	21,733,041	97.66	20,969,321	-3.51
INTERIM FINANCE	4,161,477	1,896,897				
OTHER FUND	2,135,970	3,331,648	1,594,983	-52.13	944,983	-40.75
REVERSIONS	-75,000					
HHS-DPBH - FACILITY FOR THE MENTAL OFFENDER	9,976,695	10,715,602	11,245,072	4.94	11,175,323	-.62
GENERAL FUND	8,944,009	8,909,286	8,073,602	-9.38	8,009,189	-.80
OTHER FUND	1,159,957	1,806,316	3,171,470	75.58	3,166,134	-.17
REVERSIONS	-127,271					

Nevada Legislative Counsel Bureau
Source of Funds Summary
2015-17 Fiscal Report

	2013-2014 Actual	2014-2015 Work Program	2015-2016 GOVERNOR RECOMMENDS	% Change	2016-2017 GOVERNOR RECOMMENDS	% Change
TOTAL DIVISION OF PUBLIC AND BEHAVIORAL HEALTH	319,992,299	359,971,824	361,229,297	.35	365,331,534	1.14
GENERAL FUND	132,861,884	122,197,947	126,063,422	3.16	131,928,962	4.65
BALANCE FORWARD	-2,132,207	17,386,725	13,415,888	-22.84	13,079,852	-2.50
FEDERAL FUND	117,481,660	136,433,783	128,984,890	-5.46	128,082,093	-.70
INTERAGENCY TRANSFER	22,199,916	33,573,586	45,530,870	35.62	45,237,677	-.64
INTERIM FINANCE	4,161,477	1,896,897				
OTHER FUND	47,768,164	48,482,886	47,234,227	-2.58	47,002,950	-.49
REVERSIONS	-2,348,595					
WELFARE AND SUPPORTIVE SERVICES						
HHS-WELFARE - ADMINISTRATION	46,605,760	77,271,072	46,813,650	-39.42	44,855,436	-4.18
GENERAL FUND	10,284,015	11,992,232	12,583,570	4.93	12,698,831	.92
BALANCE FORWARD	178,782	452,100				
FEDERAL FUND	19,845,603	24,557,438	22,545,482	-8.19	23,214,684	2.97
INTERAGENCY TRANSFER	16,683,109	39,843,324	11,208,888	-71.87	8,460,666	-24.52
INTERIM FINANCE	77,235					
OTHER FUND	725,299	425,978	475,710	11.67	481,255	1.17
REVERSIONS	-1,188,283					
HHS-WELFARE - TANF	50,109,126	42,827,698	54,264,606	26.70	54,929,026	1.22
GENERAL FUND	24,607,702	24,607,702	24,607,702		24,607,702	
FEDERAL FUND	25,501,424	18,219,996	29,656,904	62.77	30,321,324	2.24
HHS-WELFARE - ASSISTANCE TO AGED AND BLIND	8,608,987	8,998,285	9,868,567	9.67	10,308,148	4.45
GENERAL FUND	8,608,987	8,998,285	9,868,567	9.67	10,308,148	4.45
HHS-WELFARE - FIELD SERVICES	83,717,621	102,514,283	112,921,244	10.15	119,203,782	5.56
GENERAL FUND	27,584,064	32,154,246	34,479,276	7.23	36,484,816	5.82
BALANCE FORWARD	-219,761					
FEDERAL FUND	33,560,103	39,291,173	37,549,564	-4.43	39,042,936	3.98
INTERAGENCY TRANSFER	22,887,398	31,047,006	40,865,526	31.62	43,650,311	6.81
INTERIM FINANCE	300,905					
OTHER FUND	27,806	21,858	26,878	22.97	25,719	-4.31
REVERSIONS	-422,894					
HHS-WELFARE - CHILD SUPPORT ENFORCEMENT PROGRAM	12,926,951	20,304,608	17,987,064	-11.41	18,095,547	.60
GENERAL FUND					100,000	
BALANCE FORWARD	30,858	3,256,733	3,424,654	5.16	2,790,931	-18.50
FEDERAL FUND	8,187,532	10,751,927	9,219,295	-14.25	9,695,104	5.16
OTHER FUND	4,708,561	6,295,948	5,343,115	-15.13	5,509,512	3.11
HHS-WELFARE - CHILD SUPPORT FEDERAL REIMBURSEMENT	22,029,300	41,032,899	25,925,350	-36.82	27,247,823	5.10
BALANCE FORWARD	-39,541	217,147	217,145	-.00	256,685	18.21
FEDERAL FUND	22,028,229	40,796,573	25,667,593	-37.08	26,950,527	5.00
OTHER FUND	40,612	19,179	40,612	111.75	40,611	-.00
HHS-WELFARE - CHILD ASSISTANCE AND DEVELOPMENT	31,086,550	37,441,349	37,995,287	1.48	39,043,043	2.76
GENERAL FUND	4,580,666	4,583,446	2,580,421	-43.70	2,580,421	
FEDERAL FUND	26,480,732	32,857,903	35,414,866	7.78	36,462,622	2.96
INTERIM FINANCE	25,152					

Nevada Legislative Counsel Bureau
Source of Funds Summary
2015-17 Fiscal Report

	2013-2014 Actual	2014-2015 Work Program	2015-2016 GOVERNOR RECOMMENDS	% Change	2016-2017 GOVERNOR RECOMMENDS	% Change
HHS-WELFARE - ENERGY ASSISTANCE PROGRAM	19,421,921	20,150,924	23,636,558	17.30	24,547,215	3.85
FEDERAL FUND	12,486,290	11,104,095	12,301,112	10.78	12,723,092	3.43
OTHER FUND	6,935,631	9,046,829	11,335,446	25.30	11,824,123	4.31
TOTAL WELFARE AND SUPPORTIVE SERVICES	274,506,216	350,541,118	329,412,326	-6.03	338,230,020	2.68
GENERAL FUND	75,665,434	82,335,911	84,119,536	2.17	86,779,918	3.16
BALANCE FORWARD	-49,662	3,925,980	3,641,799	-7.24	3,047,616	-16.32
FEDERAL FUND	148,089,913	177,579,105	172,354,816	-2.94	178,410,289	3.51
INTERAGENCY TRANSFER	39,570,507	70,890,330	52,074,414	-26.54	52,110,977	.07
INTERIM FINANCE	403,292					
OTHER FUND	12,437,909	15,809,792	17,221,761	8.93	17,881,220	3.83
REVERSIONS	-1,611,177					
CHILD AND FAMILY SERVICES						
HHS-DCFS - CHILDREN, YOUTH & FAMILY ADMINISTRATION	17,390,812	17,325,127	19,611,673	13.20	19,699,274	.45
GENERAL FUND	5,403,390	5,473,059	5,513,972	.75	5,597,352	1.51
BALANCE FORWARD	19,899	36,360	36,360		36,360	
FEDERAL FUND	11,246,618	10,743,403	12,906,265	20.13	12,900,077	-.05
INTERAGENCY TRANSFER	842,608	1,024,805	1,115,076	8.81	1,125,485	.93
OTHER FUND	40,000	47,500	40,000	-15.79	40,000	
REVERSIONS	-161,703					
HHS-DCFS - VICTIMS OF DOMESTIC VIOLENCE	2,826,831	3,479,385	3,297,177	-5.24	3,205,742	-2.77
BALANCE FORWARD	92,970	213,647	555,710	160.11	462,740	-16.73
OTHER FUND	2,733,861	3,265,738	2,741,467	-16.05	2,743,002	.06
HHS-DCFS - UNITY/SACWIS	6,059,985	5,761,288	6,094,218	5.78	6,238,479	2.37
GENERAL FUND	3,173,855	3,017,550	3,287,771	8.95	3,369,795	2.49
BALANCE FORWARD	-15,610					
FEDERAL FUND	2,454,404	2,468,416	2,441,601	-1.09	2,497,753	2.30
INTERAGENCY TRANSFER	270,098	275,322	364,846	32.52	370,931	1.67
INTERIM FINANCE	177,238					
HHS-DCFS - WASHOE COUNTY CHILD WELFARE	28,827,696	32,362,434	31,509,305	-2.64	33,667,177	6.85
GENERAL FUND	15,251,425	15,786,606	16,614,915	5.25	18,002,923	8.35
FEDERAL FUND	12,590,118	15,609,322	14,238,238	-8.78	15,008,102	5.41
INTERAGENCY TRANSFER	986,153	966,506	656,152	-32.11	656,152	
HHS-DCFS - CLARK COUNTY CHILD WELFARE	89,645,359	91,998,324	94,928,074	3.18	99,083,886	4.38
GENERAL FUND	45,229,566	46,832,959	48,288,059	3.11	50,920,626	5.45
FEDERAL FUND	41,507,814	41,400,899	44,680,936	7.92	46,204,181	3.41
INTERAGENCY TRANSFER	2,907,979	3,764,466	1,959,079	-47.96	1,959,079	

Nevada Legislative Counsel Bureau
Source of Funds Summary
2015-17 Fiscal Report

	2013-2014 Actual	2014-2015 Work Program	2015-2016 GOVERNOR RECOMMENDS	% Change	2016-2017 GOVERNOR RECOMMENDS	% Change
HHS-DCFS - RURAL CHILD WELFARE	17,676,106	21,999,852	20,216,476	-8.11	21,094,406	4.34
GENERAL FUND	5,804,171	7,079,415	7,111,275	.45	7,781,449	9.42
BALANCE FORWARD	50,343	207,444	207,444		260,992	25.81
FEDERAL FUND	7,716,044	10,396,009	7,385,399	-28.96	7,481,905	1.31
INTERAGENCY TRANSFER	1,983,115	1,938,205	2,154,535	11.16	2,212,237	2.68
OTHER FUND	2,293,860	2,378,779	3,357,823	41.16	3,357,823	
REVERSIONS	-171,427					
HHS-DCFS - CHILD WELFARE TRUST	222,617	297,425	311,614	4.77	311,614	.00
BALANCE FORWARD	-23,996	43,828	43,828		43,828	
OTHER FUND	246,613	253,597	267,786	5.60	267,786	
HHS-DCFS - TRANSITION FROM FOSTER CARE	644,272	2,140,836	1,964,363	-8.24	1,771,543	-9.82
BALANCE FORWARD	-229,101	1,149,745	1,037,349	-9.78	860,628	-17.04
OTHER FUND	873,373	991,091	927,014	-6.47	910,915	-1.74
HHS-DCFS - REVIEW OF DEATH OF CHILDREN	75,019	396,413	411,058	3.69	426,982	3.87
BALANCE FORWARD	-61,229	280,493	291,244	3.83	305,889	5.03
OTHER FUND	136,248	115,920	119,814	3.36	121,093	1.07
HHS-DCFS - COMMUNITY JUVENILE JUSTICE PROGRAMS	3,664,135	4,509,816	3,816,193	-15.38	3,686,949	-3.39
GENERAL FUND	2,349,807	2,349,807	2,531,633	7.74	2,442,371	-3.53
BALANCE FORWARD	164,217	155,212	39,982	-74.24		
FEDERAL FUND	1,144,415	1,989,133	1,239,237	-37.70	1,239,237	
OTHER FUND	5,696	15,664	5,341	-65.90	5,341	
HHS-DCFS - YOUTH ALTERNATIVE PLACEMENT	4,191,465	4,191,465	4,191,465	.00	4,191,465	.00
GENERAL FUND	2,184,481	2,184,481	2,184,481		2,184,481	
OTHER FUND	2,006,984	2,006,984	2,006,984		2,006,984	
HHS-DCFS - JUVENILE CORRECTIONAL FACILITY	3,038,031	4,829,709	5,841,599	20.95	5,817,557	-.41
GENERAL FUND	3,466,062	4,629,350	5,633,396	21.69	5,609,354	-.43
OTHER FUND	58,816	200,359	208,203	3.91	208,203	
REVERSIONS	-486,847					
HHS-DCFS - CALIENTE YOUTH CENTER	7,783,567	8,225,684	8,758,418	6.48	8,705,824	-.60
GENERAL FUND	7,791,297	7,966,295	8,529,639	7.07	8,477,045	-.62
INTERAGENCY TRANSFER	217,435	259,389	228,779	-11.80	228,779	
REVERSIONS	-225,165					
HHS-DCFS - NEVADA YOUTH TRAINING CENTER	6,405,831	7,246,811	7,962,527	9.88	7,965,461	.04
GENERAL FUND	6,561,526	6,823,323	7,665,049	12.34	7,638,077	-.35
BALANCE FORWARD		7,980				
INTERAGENCY TRANSFER	317,588	379,908	291,478	-23.28	291,184	-.10
OTHER FUND	9,993	35,600	6,000	-83.15	36,200	503.33
REVERSIONS	-483,276					

Nevada Legislative Counsel Bureau
Source of Funds Summary
2015-17 Fiscal Report

	2013-2014 Actual	2014-2015 Work Program	2015-2016 GOVERNOR RECOMMENDS	% Change	2016-2017 GOVERNOR RECOMMENDS	% Change
HHS-DCFS - YOUTH PAROLE SERVICES	5,217,298	5,711,725	5,983,753	4.76	5,963,613	-.34
GENERAL FUND	2,795,382	2,834,408	2,876,964	1.50	2,862,944	-.49
BALANCE FORWARD	-122,540	616,719				
OTHER FUND	2,749,144	2,260,598	3,106,789	37.43	3,100,669	-.20
REVERSIONS	-204,688					
HHS-DCFS - NORTHERN NV CHILD & ADOLESCENT SERVICES	7,459,592	8,521,852	9,146,851	7.33	9,457,400	3.40
GENERAL FUND	3,197,801	3,201,867	3,383,422	5.67	3,677,573	8.69
INTERAGENCY TRANSFER	4,616,523	4,536,101	4,989,767	10.00	5,006,165	.33
OTHER FUND	8,555	783,884	773,662	-1.30	773,662	
REVERSIONS	-363,287					
HHS-DCFS - SOUTHERN NV CHILD & ADOLESCENT SERVICES	21,406,965	26,166,921	27,532,175	5.22	27,541,544	.03
GENERAL FUND	9,873,709	9,905,365	10,279,713	3.78	10,289,507	.10
INTERAGENCY TRANSFER	13,321,901	13,951,629	14,906,793	6.85	14,897,259	-.06
OTHER FUND	658,694	2,309,927	2,345,669	1.55	2,354,778	.39
REVERSIONS	-2,447,339					
TOTAL CHILD AND FAMILY SERVICES	222,535,581	245,165,067	251,576,939	2.62	258,828,916	2.88
GENERAL FUND	113,082,472	118,084,485	123,900,289	4.93	128,853,497	4.00
BALANCE FORWARD	-125,047	2,711,428	2,211,917	-18.42	1,970,437	-10.92
FEDERAL FUND	76,659,413	82,607,182	82,891,676	.34	85,331,255	2.94
INTERAGENCY TRANSFER	25,463,400	27,096,331	26,666,505	-1.59	26,747,271	.30
INTERIM FINANCE	177,238					
OTHER FUND	11,821,837	14,665,641	15,906,552	8.46	15,926,456	.13
REVERSIONS	-4,543,732					
EMPLOYMENT, TRAINING AND REHABILITATION						
DETR - ADMINISTRATION	5,557,119	6,151,533	5,783,454	-5.98	5,651,952	-2.27
BALANCE FORWARD	-99,101	450,293	450,293		450,292	-.00
INTERAGENCY TRANSFER	5,656,220	5,701,240	5,333,161	-6.46	5,201,660	-2.47
DETR - INFORMATION DEVELOPMENT AND PROCESSING	12,270,662	12,900,993	11,772,071	-8.75	12,103,268	2.81
BALANCE FORWARD	250,213	667,318	467,318	-29.97	467,321	.00
INTERAGENCY TRANSFER	12,020,449	12,233,675	11,304,753	-7.59	11,635,947	2.93
DETR - RESEARCH & ANALYSIS	2,526,068	2,915,662	3,145,867	7.90	3,171,862	.83
BALANCE FORWARD	46,500	248,521	298,980	20.30	298,982	.00
FEDERAL FUND	1,190,532	1,342,605	1,277,037	-4.88	1,298,090	1.65
INTERAGENCY TRANSFER	1,289,036	1,324,536	1,569,850	18.52	1,574,790	.31
DETR - EQUAL RIGHTS COMMISSION	1,231,131	1,415,237	1,539,552	8.78	1,613,216	4.78
GENERAL FUND	995,968	995,137	1,097,159	10.25	1,170,448	6.68
FEDERAL FUND	398,450	418,900	441,193	5.32	441,568	.08
OTHER FUND	1,160	1,200	1,200		1,200	
REVERSIONS	-164,447					
DETR-NEVADA P20 WORKFORCE REPORTING			1,190,164		1,171,427	-1.57
GENERAL FUND			1,190,164		1,171,427	-1.57

Nevada Legislative Counsel Bureau
Source of Funds Summary
2015-17 Fiscal Report

	2013-2014 Actual	2014-2015 Work Program	2015-2016 GOVERNOR RECOMMENDS	% Change	2016-2017 GOVERNOR RECOMMENDS	% Change
DETR - REHABILITATION ADMINISTRATION	1,167,480	1,438,916	1,399,645	-2.73	1,418,921	1.38
BALANCE FORWARD	-1,225	248,546	285,920	15.04	285,918	-.00
INTERAGENCY TRANSFER	1,139,747	1,161,324	1,091,453	-6.02	1,110,616	1.76
OTHER FUND	28,958	29,046	22,272	-23.32	22,387	.52
DETR - DISABILITY ADJUDICATION	15,070,226	16,982,500	18,076,059	6.44	18,317,374	1.33
FEDERAL FUND	15,070,226	16,982,500	18,076,059	6.44	18,317,374	1.33
DETR - VOCATIONAL REHABILITATION	16,609,518	17,678,453	17,755,195	.43	18,011,747	1.44
GENERAL FUND	2,222,977	2,218,196	2,626,572	18.41	2,680,269	2.04
BALANCE FORWARD	699	21	6,658	31,604.76	6,658	
FEDERAL FUND	14,789,975	15,345,886	15,107,311	-1.55	15,310,191	1.34
INTERAGENCY TRANSFER	96,389	114,350	14,654	-87.18	14,629	-.17
REVERSIONS	-500,522					
DETR - SERVICES TO THE BLIND & VISUALLY IMPAIRED	3,919,906	4,293,032	4,181,725	-2.59	4,240,391	1.40
GENERAL FUND	617,537	616,310	662,157	7.44	672,319	1.53
FEDERAL FUND	3,472,187	3,676,722	3,519,568	-4.27	3,568,072	1.38
REVERSIONS	-169,818					
DETR - BLIND BUSINESS ENTERPRISE PROGRAM	2,203,800	5,644,287	5,622,218	-.39	5,568,126	-.96
BALANCE FORWARD	-121,691	4,158,481	4,257,742	2.39	4,203,650	-1.27
FEDERAL FUND	818,128					
OTHER FUND	1,507,363	1,485,806	1,364,476	-8.17	1,364,476	
DETR - EMPLOYMENT SECURITY	111,911,892	107,969,800	88,398,825	-18.13	86,013,854	-2.70
BALANCE FORWARD	-109,276	10,023,081	4,806,801	-52.04	3,182,321	-33.80
FEDERAL FUND	78,952,176	81,803,328	69,013,810	-15.63	68,152,344	-1.25
INTERAGENCY TRANSFER	1,852,481	2,041,224	1,393,113	-31.75	1,289,021	-7.47
OTHER FUND	31,216,511	14,102,167	13,185,101	-6.50	13,390,168	1.56
DETR - EMPLOYMENT SECURITY - SPECIAL FUND	4,651,505	11,622,345	3,063,239	-73.64	2,648,610	-13.54
BALANCE FORWARD	952,268	3,177,591	1,552,282	-51.15	1,287,653	-17.05
FEDERAL FUND	2,454,249	7,044,663	150,000	-97.87		
INTERAGENCY TRANSFER	1,500					
OTHER FUND	1,243,488	1,400,091	1,360,957	-2.80	1,360,957	
TOTAL EMPLOYMENT, TRAINING AND REHABILITATION	177,119,307	189,012,758	161,928,014	-14.33	159,930,748	-1.23
GENERAL FUND	3,836,482	3,829,643	5,576,052	45.60	5,694,463	2.12
BALANCE FORWARD	918,387	18,973,852	12,125,994	-36.09	10,182,795	-16.03
FEDERAL FUND	117,145,923	126,614,604	107,584,978	-15.03	107,087,639	-.46
INTERAGENCY TRANSFER	22,055,822	22,576,349	20,706,984	-8.28	20,826,663	.58
OTHER FUND	33,997,480	17,018,310	15,934,006	-6.37	16,139,188	1.29
REVERSIONS	-834,787					

Nevada Legislative Counsel Bureau
Source of Funds Summary
2015-17 Fiscal Report

	2013-2014 Actual	2014-2015 Work Program	2015-2016 GOVERNOR RECOMMENDS	% Change	2016-2017 GOVERNOR RECOMMENDS	% Change
HUMAN SERVICES						
GENERAL FUND	997,487,874	1,054,158,399	1,048,476,426	-.54	1,141,825,952	8.90
BALANCE FORWARD	-28,147,475	81,595,506	62,268,662	-23.69	40,768,061	-34.53
FEDERAL FUND	1,988,203,066	2,930,694,042	3,000,452,237	2.38	3,078,910,158	2.61
INTERAGENCY TRANSFER	333,534,004	450,268,013	441,350,561	-1.98	429,601,369	-2.66
INTERIM FINANCE	4,756,777	1,896,897				
OTHER FUND	310,020,039	343,005,152	325,448,381	-5.12	319,221,571	-1.91
REVERSIONS	-20,143,705					
TOTAL FOR HUMAN SERVICES	3,585,710,580	4,861,618,009	4,877,996,267	.34	5,010,327,111	2.71
Less: INTER-AGENCY TRANSFER	333,534,004	450,268,013	441,350,561	-1.98	429,601,369	-2.66
NET HUMAN SERVICES	3,252,176,576	4,411,349,996	4,436,645,706	.57	4,580,725,742	3.25

PUBLIC SAFETY

The Department of Motor Vehicles, Department of Public Safety, Peace Officers' Standards and Training, and Nevada Department of Corrections constitute the Public Safety function.

The Governor recommends General Fund appropriations for the Public Safety function totaling $312.7 million in FY 2016, an increase of 8.0 percent compared to General Fund appropriations of $289.4 million approved by the 2013 Legislature for FY 2015, and $319.0 million in FY 2017, an increase of 2.0 percent from the amount recommended in FY 2016. Amounts recommended from all funding sources, less interagency transfers, total $633.9 million in FY 2016, which is an increase of 10.3 percent compared to the $574.5 million of funding approved for FY 2015, and $647.2 million in FY 2017, which is an additional 2.1 percent increase compared to FY 2016.

PEACE OFFICERS' STANDARDS AND TRAINING COMMISSION

The Peace Officers' Standards and Training Commission (POST) establish minimum professional standards for training and certification of peace officers within the state. POST also provides basic law enforcement academies, certifies and monitors continuing education courses, and audits other law enforcement academies. The Executive Budget recommends total funding of $4.8 million over the 2015-17 biennium, a 4.5 percent increase when compared to the $4.6 million approved for the 2013-15 biennium.

The Governor recommends administrative court assessments of $17,030 in FY 2017 to construct a shoot house located in the Stewart facility, to train law enforcement cadets on building searches and room clearance. The Executive Budget also recommends administrative court assessments totaling $8,050 over the 2015-17 biennium to allow the POST Director to attend professional training conferences, and $24,000 in FY 2016 for 24 computer smart tablets for use by POST Commission members and law enforcement cadets in the classroom. Additionally, the Governor recommends 2 replacement vehicles and associated equipment and computer hardware and software replacements totaling $91,695 funded by administrative court assessment revenue over the 2015-17 biennium.

DEPARTMENT OF CORRECTIONS

The Department of Corrections is governed by the Board of Prison Commissioners, which consists of the Governor, the Attorney General, and the Secretary of State. The Governor serves as Chairperson of the Board and appoints the director of the department. The department's facilities consist of 9 major institutions, 1 restitution center, 10 conservation camps, and 1 transitional housing facility. Of the 21 institutions and facilities, 2 major institutions and 1 facility are closed and in mothball status.

The Executive Budget recommends General Fund support for the department of $524.1 million in the 2015-17 biennium, which is a 7.5 percent increase over the $487.3 million approved for the 2013-15 biennium by the 2013 Legislature.

	FY 2014	FY 2015	FY 2016	FY 2017
	Actual	Work Program [b.]	Executive Budget	Executive Budget
Total Funding [a.]	$257,807,040	$253,186,383	$265,324,126	$270,446,595
General Fund Support	$243,905,327	$243,402,555	$259,477,639	$264,586,176
Average Inmate Population	12,739	12,714	12,816	12,882
Annual Cost per Inmate	$20,238	$19,914	$20,703	$20,994
Positions (full-time equivalents)	2,744.68	2,746.68	2,807.64	2,862.64

[a.] Operating budgets only – does not contain proposed revenue authority for the Offenders Store Fund or the Prison Industries Fund.

[b.] The Work Program year contains revenue adjustments approved by the Interim Finance Committee in the 2013-15 biennium through December 2014.

INMATE POPULATION

Nevada's average inmate population is projected to be 12,816 in FY 2016, which represents an increase of 0.6 percent compared to FY 2014 actual inmate population. The inmate population is projected to increase by an additional 0.5 percent in FY 2017 to an average of 12,882. Projections are provided by JFA Associates, an independent forecasting contractor. Considering the projected increase in the inmate population, The Executive Budget recommends additional General Fund appropriations of $349,805 in FY 2016 and $488,148 in FY 2017 for inmate-driven expenses compared to the actual inmate-driven expenses incurred in FY 2014.

FACILITY CAPACITY

The department's biennium plan for housing of inmates reflects a net increase of 21 beds over the 2015-17 biennium, which includes opening the new Northern Nevada Transitional Center (96 male beds and 16 female beds) while simultaneously closing the Northern Nevada Restitution Center (-103 male beds) in August 2015. In addition, the Governor recommends opening 12 beds over emergency capacity at Florence McClure Women's Correctional Center.

NEW POSITIONS

The Nevada Department of Corrections (NDOC) commissioned the Association of State Correctional Administrators (ASCA) to conduct a study during the 2013-15 biennium to assess the current staffing levels of the NDOC related to its protective service staff. Based on a review of the NDOC's FY 2013 personnel data, the ASCA recommended adding 100 new positions throughout the department to staff its legislatively approved posts. In accordance with the ASCA recommendations, The Executive Budget includes General Fund appropriations of $1.8 million in FY 2016 and $5.8 million in FY 2017 to add 100 new protective service positions. The new positions would have staggered start dates over the course of the 2015-17 biennium to accommodate training academies.

The Governor also recommends total funding of $1.8 million in the 2015-17 biennium to support 17.96 new positions unrelated to the ASCA's recommendations, as identified in the following table.

Budget Account	FTE	Positions	Description	Total Position Funding - 2015-17 Biennium
Director's Office	1.00	Caseworker Specialist	Adds a Caseworker Specialist to meet increased workload due to mandates required by the federal Prison Rape Elimination Act (PREA).	$ 153,289
	1.00	Administrative Assistant	Adds a new Administrative Assistant to meet increased workload due to mandates required by the federal Prison Rape Elimination Act (PREA).	$ 65,204
	1.00	IT Professional	Adds a new IT Professional to conduct in-house upgrades to the NDOC's existing offender tracking information system.	$ 140,513
	1.00	Program Officer	Adds a new Program Officer to respond to public information/records requests and serve as the Records Manager.	$ 103,708
Prison Medical Care	2.00	Licensed Practical Nurses	Adds two Licensed Practical Nurses to oversee the proposed Hospice and Palliative Care Program recommended by the Governor.	$ 270,741
	1.00	Laboratory Technician	Adds a Laboratory Technician to assist in blood tests required for incoming and existing inmates at High Desert State Prison.	$ 73,762
Correctional Programs	1.00	Social Worker	Adds a Social Worker position to provide mental health services for the proposed Hospice and Palliative Care Program.	$ 86,944
	2.00	Mental Health Counselor	Adds a Mental Health Counselor to Lovelock Correctional Center and Ely State Prison to provide evidence-based programming for the general population and psycho-educational programming for maximum custody offenders.	$ 222,742
	2.00	Program Officer	Adds two Program Officers to facilitate re-entry programs and services offered to inmates prior to their release.	$ 169,469
High Desert State Prison	1.00	Equipment Mechanic	Adds a new Equipment Mechanic to maintain all of the NDOC's department-owned vehicles in Southern Nevada.	$ 85,588
Southern Desert Correctional Center	1.00	Heat Plant Specialist	Adds a Heat Plant Specialist to assist in maintaining the institution's steam-heating system.	$ 98,034
Lovelock Correctional Center	1.00	Administrative Assistant	Adds a new Administrative Assistant in the Law Library to submit inmate case filings to the various courts using an electronic filing system.	$ 93,590
Offenders' Store Fund	1.96	Retail Storekeeper	Upgrades four Retail Storekeeper positions from half-time to full-time to increase the hours of operation for the inmate stores in the Wells, Carlin, Humboldt and Tonopah conservation camps.	$ 174,985
	1.00	Retail Storekeeper	Adds a new Retail Storekeeper at Ely State Prison to assist inmates with new kiosks for inmates to purchase digital music.	$ 93,358
TOTAL FTE	**17.96**		**TOTAL FUNDING**	**$ 1,831,927**

OTHER FUNDING RECOMMENDATIONS

Other significant funding recommendations for the department contained in The Executive Budget include the following:

- General Fund appropriations of $1.6 million over the 2015-17 biennium for inflationary increases in outside medical expenses, medical supplies and prosthetics.

- Funding of $2.3 million ($2.2 million General Funds) over the 2015-17 biennium for replacement equipment including vehicles, office equipment, computer hardware, and culinary equipment.

- General Fund appropriations of $967,273 over the 2015-17 biennium for deferred maintenance projects.

- General Fund appropriations of $691,759 in the 2015-17 biennium to maintain the mothball status of Nevada State Prison, Southern Nevada Correctional Center and Silver Springs Conservation Camp.

CAPITAL IMPROVEMENT PROJECTS

Capital improvements for the Department of Corrections recommended by the Governor include $829,178 for construction projects, $24.5 million for maintenance projects and $582,777 for planning projects as outlined in the following table.

Capital Improvement Projects Recommend by the Governor
For the Department of Corrections
2015-17 Biennium

Project Number	Facility	Project Title	Project Amount
Construction Projects:			
C03	Ely State Prison	Remodel the Administration Building to Provide for the Execution Chamber	$829,178
		Construction Projects Total	**$829,178**
Critical Maintenance Projects:			
M01	Ely State Prison	Replace Air Handling Units	$ 3,290,723
M02	Southern Desert Correctional Center	Replace Distribution Switchgear and Panelboards	$ 3,917,178
M03	Lovelock Correctional Center	Replace Air Handling Units	$ 2,509,685
M04	Lovelock Correctional Center	Upgrade Door Control Panels	$ 3,390,884
M05	Florence McClure Women's Correctional Center	Replace Rooftop HVAC Units	$ 1,437,298
M06	Lovelock Correctional Center	Replace Heat Exchangers	$ 1,411,456
M07	Florence McClure Women's Correctional Center	Replace Door Locks	$ 859,203
M08	Southern Desert Correctional Center	Replace Warehouse Freezers and Coolers	$ 1,533,013
M09	Stewart Conservation Camp	Replace Boilers and Water Heaters	$ 935,218
M10	Lovelock Correctional Center	Replace Central Warehouse and Culinary Refrigeration Units	$ 1,337,086
M12	Northern Nevada Correctional Center	HVAC Systems Renovation	$ 3,343,020
M13	Northern Nevada Correctional Center	Replace Central Warehouse Refrigeration Units	$ 487,648
		Critical Maintenance Projects Total	**$ 24,452,412**
Planning Projects:			
P01	Northern Nevada Correctional Center	Boiler Plant and Hot Water Distrtibution Upgrade	$582,777
		Planning Projects Total	**$582,777**
		NDOC CAPITAL IMPROVEMENT PROJECTS TOTAL	**$ 25,864,367**

DEPARTMENT OF MOTOR VEHICLES

The Department of Motor Vehicles (DMV) provides compliance and enforcement of Nevada laws concerning automobile wreckers and body shops, as well as vehicle registrations, driver's licensing, motor carrier services, motor and special fuel tax reporting, emission control, and verification of insurance functions. The following represents the total recommended funding for the 2015-17 biennium.

	Legislature Approved 2013-15 Biennium		Governor Recommends 2015-17 Biennium		Increase / (Decrease)	
	Amount	% of Total	Amount	% of Total	Amount	%
General Fund	$ 51,663	0.02%	$ 59,797	0.02%	$ 8,134	15.74%
Balance Forward	$ 7,237,183	2.88%	$ 6,728,310	2.06%	$ (508,873)	-7.03%
Federal Funds [1]	$ 209,242	0.08%	$ -	0.00%	$ (209,242)	-100.00%
Highway Fund [2]	$ 117,274,066	46.68%	$ 196,506,611	60.25%	$ 79,232,545	67.56%
Interagency Transfer	$ 17,958,254	7.15%	$ 20,917,476	6.41%	$ 2,959,222	16.48%
Other Funds	$ 108,502,497	43.19%	$ 101,916,695	31.25%	$ (6,585,802)	-6.07%
Total DMV	**$ 251,232,905**	**100.00%**	**$ 326,128,889**	**100.00%**	**$ 74,895,984**	**29.81%**
Less Interagency Transfer	$ (17,958,254)		$ (20,917,476)		$ (2,959,222)	
Net DMV	**$ 233,274,651**		**$ 305,211,413**		**$ 71,936,762**	**30.84%**

[1] The decrease in Federal Funds for the 2015-17 biennium is attributed to the expiration of the federal REAL ID Act grant in December 2014. The department indicates REAL ID compliant driver's licenses began to be issued in November 2014.

[2] Table includes the new System Modernization budget recommended by the Governor for the 2015-17 biennium, which is proposed to be excluded from the DMV administration cap.

SUPPLEMENTAL APPROPRIATIONS

The Executive Budget recommends $375,307 in Highway Fund supplemental appropriations to cover projected shortfalls generated from increased costs in personnel and printing expenditures.

ADMINISTRATION CAP

Under *Nevada Revised Statutes* (NRS) 408.235, the department may not expend more than 22 percent of Highway Fund collections (excluding gasoline tax revenue) on administration. The 2011 Legislature redirected Governmental Services Tax (GST) Commissions and GST Penalties revenue to the General Fund in each fiscal year of the 2011-13 biennium. Due to the redirection of these revenue sources, the Legislature approved a temporary increase on the use of Highway Fund appropriations for administration from 22 percent to 33 percent for the 2011-13 biennium and replaced the GST Commissions and GST Penalties revenue with Highway Fund appropriations. For the 2013-15 biennium, the 2013 Legislature again approved redirecting GST Commissions and GST Penalties revenue to the General Fund in FY 2015 only, increasing the administration cap from 22 percent to 32 percent in FY 2015 only, and replacing the GST Commissions and GST Penalties revenue with Highway Fund appropriations.

The Governor recommends redirecting GST Commissions and Penalties revenue totaling $28.2 million in FY 2016 and $29.7 million in FY 2017 to the General Fund. The Governor also recommends increasing the administration cap from 22 percent to 31 percent in each year of the 2015-17 biennium and replacing this revenue with Highway Fund appropriations in the Field Services and Motor Carrier budgets.

Based on revenue projections provided by the department in December 2014, statewide Highway Fund proceeds (excluding gasoline tax revenue) are projected to be $255.6 million in FY 2016 and $259.7 million in FY 2017, which reflect an increase of 1.6 percent in each year of the 2015-17 biennium. Based on these projections, the

31 percent administration cap threshold would be $82.1 million for FY 2016 and $83.1 million for FY 2017 (including projected Highway Fund reversions from Records Search, Insurance Verification, and Special Plates Trust budgets). Excluding estimated gasoline tax administration costs that are not subject to the administration cap and the DMV System Modernization budget discussed below, The Executive Budget recommends Highway Fund appropriations associated with administration expenses of $75.7 million in FY 2016 and $79.2 million in FY 2017. The Governor's recommended budget for the DMV appears to remain under the recommended 31 percent cap by approximately $6.4 million in FY 2016 and $3.9 million in FY 2017.

SYSTEM MODERNIZATION

The Governor recommends Highway Fund appropriations of $40.5 million and Technology Fee revenue of $9.8 million over the 2015-17 biennium to begin funding the replacement of the department's current Common Business Oriented Language (COBOL) mainframe and PowerBuilder system that was implemented 15 years ago. The Executive Budget indicates this new system would provide additional functionality, enhanced security, and disaster recovery capabilities. To implement this project, the Governor recommends a total of 16 new positions over the 2015-17 biennium. A new $1.00 technology charge on each registration and driver's license transaction would generate the projected Technology Fee revenue.

DIRECTOR'S OFFICE

The Director's Office establishes policy for the department and directs and controls the operations of the department. Total funding for the Director's Office budget is recommended to increase from $4.6 million legislatively approved in FY 2015, to $4.9 million in FY 2016 and $5.1 million in FY 2017. The Governor recommends two new Compliance Investigator positions and one new Administrative Assistant position for the Director's Office, which would form a new Internal Administrative Investigation Unit. This unit would investigate allegations against department employees to determine if disciplinary action is warranted. In addition, the Governor recommends Highway Fund appropriations of $300,502 over the 2015-17 biennium to provide expanded statewide public education on existing and new DMV services available.

OFFICE OF ADMINISTRATIVE HEARINGS

The Office of Administrative Hearings conducts administrative hearings in accordance with *Nevada Revised Statutes*, *Nevada Administrative Code*, and existing case law to ensure the public's right to appeal administrative sanctions imposed by the department. Total funding for the office is recommended at $1.2 million in each year of the 2015-17 biennium, which is equivalent to the amount approved for FY 2015. The Governor recommends Highway Fund appropriations of $42,941 over the 2015-17 biennium to provide videoconference equipment. The agency indicates the new equipment would allow Administrative Law Judges to hear cases throughout the

state, thereby eliminating the need for one vacant Administrative Law Judge position ($91,010 net Highway Fund savings over the 2015-17 biennium).

AUTOMATION UNIT

The Automation Unit provides data processing support and maintains application systems and infrastructure for systems data, and provides technical and operating support for DMV. Total funding is recommended to increase from $9.4 million legislatively approved in FY 2015 to $10.2 million in FY 2016 and then decrease to $9.6 million in FY 2017.

The Executive Budget recommends Highway Fund appropriations of $264,445 and cost allocation reimbursement of $1,052 over the 2015-17 biennium for two new information technology positions to be utilized for maintenance and programming of the department's applications. In addition, the Governor recommends Highway Fund appropriations of $870,907 and cost allocation reimbursement of $121,849 over the 2015-17 biennium for office equipment, computer hardware, software, printers, servers, switches, routers, and microwave equipment. The recommendation would also fund replacement of agency vehicles with Fleet Services Division vehicles. The Governor also recommends Electronic Lien Title (ELT) System Reimbursement revenue of $153,197 in FY 2016 for the continued implementation of an ELT system required by A.B. 309 approved by the 2013 Legislature.

COMPLIANCE ENFORCEMENT DIVISION

Compliance Enforcement is the regulatory arm of the Department of Motor Vehicles and serves as the umbrella organization for the Pollution Control budget. The primary purpose of the Compliance Enforcement Division is to support the activities of division investigators regulating the automobile industry as they relate to the sale or transfer of ownership of vehicles.

Total funding for Compliance Enforcement is recommended to increase from $4.8 million legislatively approved in FY 2015 to $5.0 million in FY 2016 and $5.1 million in FY 2017. The Executive Budget indicates legislation will be introduced to modify the funding mechanism for the registration of off-highway vehicles (OHV), which would be used to support the continuation of a vacant Compliance Enforcement Investigator position that was established to enforce the requirements of the state's OHV Registration Program. If this legislation is not approved, the Governor recommends eliminating the Compliance Enforcement Investigator position.

The Governor recommends Highway Fund appropriations over the 2015-17 biennium totaling $155,805 for replacement computer hardware and software, office equipment, and weapons for the Fraud Unit. The Governor also recommends Highway Fund appropriations of $25,102 over the 2015-17 biennium to implement an Active Shooter Program that would train staff on how to respond in the event a shooting takes place in a public area. The Executive Budget recommends reductions in Highway Fund

appropriations of $40,151 over the 2015-17 biennium due to savings that would be realized by replacing agency vehicles with Fleet Services Division vehicles.

MOTOR VEHICLE POLLUTION CONTROL

The Motor Vehicle Pollution Control budget is responsible for ensuring compliance with *Nevada Revised Statutes* and the *Nevada Administrative Code* as they relate to vehicle emission standards in counties whose population equals or exceeds 100,000 (Clark and Washoe Counties). Revenue generated from fees charged for every vehicle receiving a smog certificate supports the enforcement effort. *Nevada Revised Statute*s 445B.830 requires a minimum reserve level in the Pollution Control budget of $1.0 million. Reserve levels in excess of the statutory limit are distributed back to the counties in which the revenue was generated, proportionate to the number of certificates issued in those counties. Overall, The Executive Budget recommends total funding of $11.0 million in FY 2016 and $11.9 million in FY 2017, compared to $12.0 million legislatively approved in FY 2015.

The Executive Budget recommends continuing transfers to the Tahoe Regional Planning Agency in the amount of $419,021 in each year of the 2015-17 biennium. The Governor recommends total net reserve reductions of $131,168 over the 2015-17 biennium for office equipment, Fleet Services Division vehicles, emission testing equipment, and computer hardware and software. The Governor also recommends reserve reductions of $14,718 over the 2015-17 biennium to implement an Active Shooter Program that would train staff on how to respond in the event a shooting takes place in a public area.

In addition, The Executive Budget recommends reserve reductions of $66,020 in FY 2017 for the Motor Vehicle Pollution Control's share of projected costs associated with the agency's move into a new DMV field office on East Sahara Avenue in Las Vegas (discussed in the Field Services Division section).

LICENSE PLATE FACTORY

The License Plate Factory budget houses all activity related to the department's production of license plates. Total funding is recommended to increase from $4.6 million legislatively approved in FY 2015, to $5.3 million in FY 2016 and $8.5 million in FY 2017.

The Governor recommends three changes to the funding and debt services of this budget for the 2015-17 biennium, which include:

- Increasing the License Plate fee, through regulation, from $3 per plate to $4 per plate, effective October 1, 2015.

- Modifying the License Plate Factory budget from a fund that retains all unexpended funds from one fiscal year to the next, to a fund that retains a maximum reserve balance of $1.0 million each fiscal year. Unexpended funds greater than $1.0 million

would revert to the Highway Fund at the end of a fiscal year. Based on this recommendation, The Executive Budget reflects Highway Fund reversions of $3.5 million over the 2015-17 biennium.

- Terminating the DMV's legislatively approved annual Highway Fund reimbursements of $764,922 for the construction of the new license plate factory.

The Governor also recommends implementing a new eight-year, rolling reissuance of license plates in FY 2017, which would generate $2.4 million in License Plate Fees and $642,749 in Special Plates Cost Allocation revenue over the 2015-17 biennium. The Executive Budget projects $683,460 would be retained in the agency's reserve by the end of FY 2017. To implement this change, the Governor recommends three new positions to run a second production shift.

The Governor also recommends a combination of reserve reductions and Special Plates Cost Allocation revenue totaling $85,507 over the 2015-17 biennium for a new Maintenance Repair Aid position to maintain the license plate production equipment, troubleshoot production problems, assist with the training of staff, and oversee the production line.

FIELD SERVICES DIVISION

The Field Services Division is responsible for the direct customer service operations of the driver's licensing and vehicle registration functions. Total funding for Field Services is recommended to increase from $42.5 million legislatively approved in FY 2015 to $46.7 million in FY 2016 and $49.4 million in FY 2017.

The Executive Budget recommends Highway Fund appropriations of $4.7 million over the 2015-17 biennium for 68 new DMV Services Technician and 7 new DMV Services Supervisor positions who would provide direct customer service including driver's licensing and vehicle registration functions. The Executive Budget recommends 50 of these positions beginning in FY 2016 and 25 additional positions beginning in FY 2017, with the positions distributed among various metropolitan field offices as detailed in the following table.

	FY 2016		FY 2017	
DMV Field Office	**DMV Services Supervisor**	**DMV Services Technician**	**DMV Services Supervisor**	**DMV Services Technician**
Las Vegas - Decatur	2	15		
Las Vegas - Flamingo			1	11
Las Vegas - Sahara		3	1	12
Henderson	2	15		
Reno	1	12		
Total	**5**	**45**	**2**	**23**

The Governor's recommended Capital Improvement Program recognizes $23.5 million in costs to replace the DMV field office on East Sahara Avenue in Las Vegas. Rather than funding the construction of this building with Highway Fund appropriations in the

2015-17 biennium, the Governor recommends that this project be funded as a lease purchase project, with lease payments utilizing Highway Fund appropriations and smog certificate fee revenue anticipated to begin in FY 2018.

The Governor recommends total Highway Fund appropriations of $1.7 million to replace office equipment, computer software and hardware, and all personal identification number (PIN) pads used in field offices for debit and credit card transactions. The Governor also recommends Highway Fund appropriations of $250,000 over the 2015-17 biennium for software enhancements and equipment upgrades for the department's new queuing system that was approved by the 2013 Legislature.

MANAGEMENT SERVICES AND PROGRAMS DIVISION

The Management Services and Programs Division is responsible for developing department regulations, policies, and procedures; drafting legislation; preparing fiscal notes, surveys, forms, and desk reference manuals; developing requests for proposals; and managing projects related to department programs.

Total funding for the Management Services and Programs Division is recommended to increase from $1.4 million legislatively approved in FY 2015 to $1.9 million in FY 2016 and $1.7 million in FY 2017. The Governor recommends total Highway Fund appropriations of $130,385 over the 2015-17 biennium for a new Management Analyst position to perform project management, research, and analytical tasks.

DEPARTMENT OF PUBLIC SAFETY

The Department of Public Safety (DPS) divisions include the Director's Office, Highway Patrol, Parole and Probation (P&P), Investigations, Emergency Management, General Services, Fire Marshal, Capitol Police, the Office of Traffic Safety, the Office of Criminal Justice Assistance, and the Parole Board.

DIRECTOR'S OFFICE

The Director's Office establishes policy for the department and directs the operations of all Department of Public Safety divisions. The 2013 Legislature approved the transfer of information technology services to the Department of Administration's Enterprise Information Technology Division (EITS). The Department of Public Safety was budgeted to pay EITS $11.9 million for those services in the 2013-15 biennium, including additional programmer and database hours. For the upcoming biennium, the Governor recommends combined funding of $11.2 million (not including Technology Investment Requests) for similar services including PC/LAN support, programmer and database support. The Governor's recommendation represents a decrease of 6 percent.

NEVADA HIGHWAY PATROL

The Highway Patrol enforces the traffic laws of the state, investigates traffic accidents, and enforces and regulates motor carriers transporting cargo and hazardous materials. The Governor recommends Highway Funds totaling $135.4 million over the 2015-17 biennium, a 4.2 percent increase over the $130.0 million approved for the 2013-15 biennium.

The Executive Budget recommends one-shot Highway Fund appropriations totaling $8.0 million for replacement fleet vehicles, motorcycles, and related equipment. A supplemental Highway Fund appropriation of $318,471 to fund personnel costs through the end of FY 2015, and a supplemental General Fund appropriation of $20,000 for overtime costs due to visiting dignitary protection are also recommended.

The Governor also recommends $2.6 million over the 2015-17 biennium to continue the Nevada Highway Patrol's Mobile Data Computer (MDC) project, funded with federal dollars and Department of Public Safety (DPS) forfeiture funds through FY 2017. The MDCs would equip patrol vehicles with tablet computers that connect to public safety databases using wireless technology. Highway Funds totaling $1.9 million over the 2015-17 biennium are recommended for replacement equipment.

DIVISION OF PAROLE AND PROBATION

The mission of the Division of Parole and Probation is to monitor and enforce offenders' compliance with the conditions of their community supervision, assist offenders in successfully reintegrating into society, and ensure objective sentencing information and recommendations are delivered to the district courts of Nevada.

The Executive Budget recommends increasing General Fund appropriations to $82.6 million over the 2015-17 biennium, a 17.4 percent increase compared to the legislatively approved amount of $70.4 million for the 2013-15 biennium. The increase in General Fund appropriations is primarily due to the Governor's recommendation to add a total of 48 new positions including: 27 DPS Officer positions; 3 Administrative Assistant positions; 17 Parole and Probation Specialist positions; and 1 Polygraph Examiner position. The Governor also recommends eliminating 21 temporary positions, which were approved at the February 6, 2014, Interim Finance Committee (IFC) meeting, to address the backlog of presentence investigation (PSI) reports in the Las Vegas office and to comply with provisions of A.B. 423 (2013 Legislative Session), which increased the time in which PSI reports must be made available. The following table shows the Governor's recommended position changes.

Position Title	FTE Count
DPS Lieutenant	1.00
DPS Officers II	23.00
DPS Sergeant	3.00
Administrative Assistant I	3.00
P&P Supervisor	2.00
P&P Specialist IV	2.00
P&P Specialist III	8.00
P&P Specialist II	4.00
P&P Specialist III	1.00
Polygraph Examiner	1.00
Subtotal New Positions	**48.00**
P&P Supervisor	(2.00)
P&P Specialist IV	(1.00)
P&P Specialist III	(18.00)
Subtotal Position Eliminations	**(21.00)**
Total Position Changes	**27.00**

The Governor recommends the continuation of the legislatively approved offender-to-officer supervision ratios, as follows:

- Pre-Sentence Investigators; 64:1
- General Supervision; 80:1 (increased from 70:1 by the 2011 Legislature)
- Intensive Supervision and Residential Confinement; 30:1
- Sex Offenders; 45:1
- Central District; 250:1
- Miscellaneous; 75:1

The following table depicts historical caseloads for FY 2012, FY 2013 and FY 2014 and projections for FY 2015 and each year of the 2015-17 biennium.

Parole & Probation Caseloads

	Actual			Projected		
Work Units	FY 2012	FY 2013	FY 2014	FY 2015	FY 2016	FY 2017
Pre-sentence	813	787	855	904	942	980
General Supervision	9,506	9,554	10,468	10,523	10,752	10,956
Intensive Supervision	1,040	1,112	1,151	1,178	1,187	1,193
Sex Offenders	1,390	1,430	1,520	1,475	1,503	1,531
Central District	6,579	6,702	6,878	6,952	6,989	7,024
Miscellaneous	324	287	287	302	317	333
Total	**19,652**	**19,872**	**21,159**	**21,334**	**21,690**	**22,017**
Percent Change		1.12%	6.48%	0.83%	1.67%	1.51%

Source JFA Associates – October 2014.

<u>The Executive Budget</u> recommends General Fund appropriations of $1.5 million over the 2015-17 biennium to support a technology investment request to replace the

Offender Tracking and Information System (OTIS) case management software used by Parole and Probation to track offenders.

DIVISION OF INVESTIGATIONS

The Division of Investigations provides criminal and controlled substance investigative services to the state, county and local law enforcement agencies on request. The Executive Budget recommends General Funds of $11.8 million over the 2015-17 biennium, a 3.3 percent increase from the $11.4 million approved for the 2013-15 biennium.

The Governor recommends eliminating one Administrative Assistant, which would result in a reduction of $92,128 in General Fund appropriations over the 2015-17 biennium. The Governor also recommends $245,460 in General Fund appropriations to replace six vehicles and associated equipment, and computer hardware and software.

Senate Bill 42 of the 2015 Legislative Session would expand the number of persons who could request services from the Division of Investigations. The agency's fiscal note indicates there would be no fiscal impact as a result of approval of this bill as introduced.

EMERGENCY MANAGEMENT DIVISION

The Division of Emergency Management (DEM) coordinates planning, training, exercise and equipment initiatives in order to prepare for, respond to, and recover from any emergency or disaster situation.

The division is funded primarily by federal grants. The Executive Budget recommends General Funds of $879,874 over the 2015-17 biennium, a 27.8 percent increase from the amount approved for the 2013-15 biennium of $688,460.

The Governor recommends total funding of $193,282 ($96,640 General Fund appropriations) over the 2015-17 biennium to replace five vehicles and associated equipment. The Executive Budget also recommends $25,971 in General Fund appropriations over the 2015-17 biennium to fund new and replacement emergency response equipment for the State Technical Assistance Response Team.

The Legislative Counsel Bureau (LCB) issued a performance audit report (LA 14-11) on November 18, 2013, which offered eight recommendations for the division to strengthen controls over equipment. The report noted that the DEM did not perform an annual inventory or properly track equipment in custody, and as a result, items could not be located and records were outdated. The division agreed to implement all eight recommendations suggested by the LCB Audit Division.

GENERAL SERVICES DIVISION

The 2013 Legislature approved the creation of the General Services Division, which includes a Dispatch Bureau and a Records Bureau. The functions of these bureaus were previously performed by the Nevada Highway Patrol and the Records and Technology Division, which was eliminated. The Dispatch Bureau provides centralized dispatch and warrant services to other Department of Public Safety (DPS) divisions and state agencies. The Records Bureau administers the Nevada Criminal Justice Information System (NCJIS) and is the repository for criminal history record information and crime statistics. The repository includes the Uniform Crime Reporting program, the Point-of-Sale firearms program (Brady), the Nevada Domestic Violence Protection Order Registry, the Nevada Sex Offender Registry, and the Civil Name Check Program.

The Dispatch Bureau is supported by cost allocation reimbursements, and the Records Bureau is supported by fees for services, court assessments and a nominal General Fund appropriation. The Executive Budget recommends funding for the division totaling $66.0 million ($2.3 million General Fund appropriations) over the 2015-17 biennium, a 37.6 percent increase from the 2013-15 legislatively approved funding of $48.0 million.

The Governor recommends General Fund appropriations of $2.2 million over the 2015-17 biennium for costs associated with the NCJIS modernization project. The multi-year project, to fully redesign and redevelop the state's repository for criminal history information, was originally estimated to cost $18.8 million. The 2013 Legislature approved a $2.3 million General Fund one-shot appropriation to implement the first phase of the project during the 2013-15 biennium. The Governor's recommendation for the 2015-17 biennium would replace the Computerized Criminal History (CCH), a core component of NCJIS, utilizing the services of the Department of Administration's Division of Enterprise Information Technology Services (EITS) programmers and database developers. The Executive Budget recommends funding for EITS programming services, a contracted program manager, and support/maintenance costs for software utilized in the modernization project.

The Governor recommends reserve funding of $314,103 over the 2015-17 biennium to add two new Information Technology positions to support the Federal Bureau of Investigation's (FBI) National Crime Information Center's (NCIC) audit function. Reserve funding of $318,211 over the 2015-17 biennium is recommended to add two Program Officer and one Administrative Assistant positions to the Sex Offender Registry Unit, due to a projected increase in registered sex offenders. Additionally, the Governor recommends fee revenue of $88,794 over the 2015-17 biennium to add one new Administrative Assistant position to the Civil Name Checks section, to address projected caseload increases.

The Executive Budget recommends a transfer of federal grant funds from the Office of Criminal Justice Assistance of $577,912 over the 2015-17 biennium to fund

10 temporary contract positions to continue the reduction of the court dispositions backlog relating to outstanding arrest records. According to agency testimony at the June 2014 Interim Finance Committee (IFC) meeting, the backlog was created as a result of outreach to judges and courts to educate them about the statutory mandate to report dispositions to the Criminal History Repository. After the outreach effort, the agency received dispositions dating back 20 years, creating a backlog that grew to 883,811, as reported by the agency at the December 2014 IFC meeting. During FY 2015, the IFC approved a total of 30 staff (10 permanent positions and 20 temporary contract positions) to reduce the backlog.

CAPITOL POLICE

The Capitol Police provides for the safety of state employees, constitutional officers, state building properties, and the general public on state property on a 24-hour basis, 7 days a week. The agency is funded primarily through the Department of Administration, Buildings and Grounds Division, with some funding from the Dignitary Protection budget. The Executive Budget recommends total funding of $5.5 million for the 2015-17 biennium, representing an increase of 7.1 percent compared to the $5.1 million approved for the 2013-15 biennium.

The Governor recommends replacing four DPS Officer positions with contract security officers resulting in a net reduction in Transfers from Buildings and Grounds and Dignitary Protection of $208,366 over the 2015-17 biennium. The contract security officers would oversee locations that do not require peace officer powers.

JUSTICE ASSISTANCE ACT

The Justice Assistance Act serves as a pass-through account for federal grants (other than Edward Byrne Memorial Justice Assistance Grant) received from the U.S. Department of Justice. Grant funds are distributed to state and local government agencies that contribute to the effort of reducing or preventing crime, violence and drug abuse, and improving the criminal justice system while maintaining the integrity of federal funds. The Department of Public Safety's Office of Criminal Justice Assistance is the State Coordinator for the 1122 General Services Administration (GSA) Purchasing program and the 1033 Department of Defense Excess Property program and reimbursements are included in this account for those programs.

The Governor recommends transferring National Instant Criminal Background Check System (NICS) grant funds of $577,912 over the 2015-17 biennium to the Criminal History Repository budget to support ten temporary contract staff to work on the disposition backlog project.

PAROLE BOARD

The Parole Board, consisting of six members and a chairman, conducts inmate parole hearings and revocation hearings for persons accused of violating parole. To assist the

Parole Board in meeting hearing requirements, NRS 213.133 permits the Parole Board to appoint and utilize hearing representatives who hear, consider, and act upon applications subject to final approval of a majority of the Parole Board members.

The Parole Board is supported entirely by the General Fund. The Executive Budget recommends General Fund appropriations of $5.5 million over the 2015-17 biennium, a 9.3 percent increase when compared to the $5.0 million approved for the 2013-15 biennium. The increase is primarily due to the Governor's recommendation to add one Management Analyst position for the Sex Offender program and additional programming hours to modify the Nevada Offender Tracking Information System (NOTIS).

Nevada Legislative Counsel Bureau
Source of Funds Summary
2015-17 Fiscal Report

	2013-2014 Actual	2014-2015 Work Program	2015-2016 GOVERNOR RECOMMENDS	% Change	2016-2017 GOVERNOR RECOMMENDS	% Change
PUBLIC SAFETY						
PEACE OFFICERS STANDARDS & TRAINING						
PEACE OFFICERS STANDARDS & TRAINING COMMISSION	1,938,937	2,396,151	2,390,338	-.24	2,408,628	.77
GENERAL FUND		156,119				
BALANCE FORWARD	-158,205	202,649	164,519	-18.82	217,842	32.41
INTERAGENCY TRANSFER	17,602					
OTHER FUND	2,079,540	2,037,383	2,225,819	9.25	2,190,786	-1.57
TOTAL PEACE OFFICERS STANDARDS & TRAINING	1,938,937	2,396,151	2,390,338	-.24	2,408,628	.77
GENERAL FUND		156,119				
BALANCE FORWARD	-158,205	202,649	164,519	-18.82	217,842	32.41
INTERAGENCY TRANSFER	17,602					
OTHER FUND	2,079,540	2,037,383	2,225,819	9.25	2,190,786	-1.57
DEPARTMENT OF CORRECTIONS						
NDOC - DIRECTOR'S OFFICE	23,795,887	20,581,632	21,767,829	5.76	21,686,118	-.38
GENERAL FUND	18,854,017	17,208,698	19,873,858	15.49	19,792,489	-.41
BALANCE FORWARD	1,656,870	160,362				
FEDERAL FUND	1,870,491	2,590,075	1,310,553	-49.40	1,310,553	
INTERAGENCY TRANSFER	964,370	555,704	534,493	-3.82	534,151	-.06
INTERIM FINANCE	370,886					
OTHER FUND	79,253	66,793	48,925	-26.75	48,925	
NDOC - PRISON MEDICAL CARE	45,374,607	41,157,951	42,534,179	3.34	43,075,508	1.27
GENERAL FUND	40,819,846	39,006,709	41,280,047	5.83	41,830,457	1.33
BALANCE FORWARD	-82,433					
INTERAGENCY TRANSFER	1,522,119	2,083,390	1,186,280	-43.06	1,177,199	-.77
INTERIM FINANCE	3,053,402					
OTHER FUND	61,673	67,852	67,852		67,852	
NDOC - CORRECTIONAL PROGRAMS	7,044,952	7,723,562	8,103,180	4.92	8,352,955	3.08
GENERAL FUND	6,215,044	6,318,786	7,667,155	21.34	7,907,979	3.14
BALANCE FORWARD	-25,203					
INTERAGENCY TRANSFER	525,179	602,776	434,925	-27.85	443,876	2.06
INTERIM FINANCE	329,932					
OTHER FUND		802,000	1,100	-99.86	1,100	
NDOC - ELY STATE PRISON	25,336,303	24,728,370	26,278,431	6.27	26,970,651	2.63
GENERAL FUND	24,652,117	24,664,402	26,223,194	6.32	26,915,370	2.64
BALANCE FORWARD	-137,124					
INTERAGENCY TRANSFER	274,695	1,511	1,511		1,511	
INTERIM FINANCE	493,819					
OTHER FUND	52,796	62,457	53,726	-13.98	53,770	.08
NDOC - HIGH DESERT STATE PRISON	44,403,321	44,592,267	47,958,973	7.55	49,689,629	3.61
GENERAL FUND	43,719,890	44,479,798	47,871,515	7.63	49,601,887	3.61
BALANCE FORWARD	-27,866					
INTERAGENCY TRANSFER	317,552	48,545	8,266	-82.97	8,266	
INTERIM FINANCE	173,943					
OTHER FUND	219,802	63,924	79,192	23.88	79,476	.36

Nevada Legislative Counsel Bureau
Source of Funds Summary
2015-17 Fiscal Report

	2013-2014 Actual	2014-2015 Work Program	2015-2016 GOVERNOR RECOMMENDS	% Change	2016-2017 GOVERNOR RECOMMENDS	% Change
NDOC - NORTHERN NEVADA CORRECTIONAL CENTER	25,833,119	25,598,837	27,061,291	5.71	28,026,599	3.57
GENERAL FUND	25,184,882	25,548,263	26,870,972	5.18	27,835,816	3.59
BALANCE FORWARD	-70,567					
INTERAGENCY TRANSFER	491,191	-21,080	108,153	-613.06	108,153	
INTERIM FINANCE	146,144					
OTHER FUND	81,469	71,654	82,166	14.67	82,630	.56
NDOC - NEVADA STATE PRISON	83,427	139,874	96,261	-31.18	90,261	-6.23
GENERAL FUND	122,160	122,160	95,311	-21.98	89,311	-6.30
INTERAGENCY TRANSFER	-38,656	16,764				
OTHER FUND		950	950		950	
REVERSIONS	-77					
NDOC - SOUTHERN DESERT CORRECTIONAL CENTER	21,330,045	22,135,938	23,071,345	4.23	23,825,926	3.27
GENERAL FUND	21,762,369	22,068,425	23,008,137	4.26	23,762,549	3.28
INTERAGENCY TRANSFER	-455,313	16,420	13,888	-15.42	13,888	
OTHER FUND	48,113	51,093	49,320	-3.47	49,489	.34
REVERSIONS	-25,124					
NDOC - LOVELOCK CORRECTIONAL CENTER	21,810,227	22,056,032	23,668,466	7.31	24,401,632	3.10
GENERAL FUND	21,717,015	21,913,283	23,549,267	7.47	24,282,057	3.11
INTERAGENCY TRANSFER	97,932	60,728	19,262	-68.28	19,262	
OTHER FUND	100,544	82,021	99,937	21.84	100,313	.38
REVERSIONS	-105,264					
NDOC - SOUTHERN NEVADA CORRECTIONAL CENTER	231,532	273,336	252,265	-7.71	247,779	-1.78
GENERAL FUND	272,871	273,336	252,265	-7.71	247,779	-1.78
INTERAGENCY TRANSFER	-40,792					
REVERSIONS	-547					
NDOC - WARM SPRINGS CORRECTIONAL CENTER	10,130,450	10,110,269	10,614,690	4.99	10,913,425	2.81
GENERAL FUND	10,156,762	10,091,860	10,605,435	5.09	10,904,105	2.82
INTERAGENCY TRANSFER	47,909	6,852				
OTHER FUND	8,962	11,557	9,255	-19.92	9,320	.70
REVERSIONS	-83,183					
NDOC - FLORENCE MCCLURE WOMENS CORRECTIONAL CENTER	13,917,694	14,931,182	14,620,424	-2.08	13,470,261	-7.87
GENERAL FUND	13,698,481	14,771,310	14,336,463	-2.94	13,183,570	-8.04
INTERAGENCY TRANSFER	348	119	5,454	4,483.19	5,454	
OTHER FUND	269,498	159,753	278,507	74.34	281,237	.98
REVERSIONS	-50,633					
NDOC - CASA GRANDE TRANSITIONAL HOUSING	4,272,875	4,691,639	4,285,998	-8.65	4,329,749	1.02
GENERAL FUND	2,891,528	3,155,371	3,489,135	10.58	3,529,615	1.16
INTERAGENCY TRANSFER	68,253	49,025	21,938	-55.25	21,925	-.06
OTHER FUND	1,329,610	1,487,243	774,925	-47.90	778,209	.42
REVERSIONS	-16,516					

Nevada Legislative Counsel Bureau
Source of Funds Summary
2015-17 Fiscal Report

	2013-2014 Actual	2014-2015 Work Program	2015-2016 GOVERNOR RECOMMENDS	% Change	2016-2017 GOVERNOR RECOMMENDS	% Change
NDOC - NORTHERN NEVADA RESTITUTION CENTER	1,250,455	1,145,996	1,161,949	1.39	1,177,603	1.35
GENERAL FUND	740,584	675,101	686,520	1.69	696,242	1.42
BALANCE FORWARD	-19,585					
INTERAGENCY TRANSFER	1,474					
INTERIM FINANCE	19,585					
OTHER FUND	511,075	470,895	475,429	.96	481,361	1.25
REVERSIONS	-2,678					
NDOC - STEWART CONSERVATION CAMP	1,691,985	1,715,126	1,760,333	2.64	1,748,652	-.66
GENERAL FUND	1,590,128	1,606,159	1,667,262	3.80	1,655,024	-.73
INTERAGENCY TRANSFER	10,206					
OTHER FUND	101,292	108,967	93,071	-14.59	93,628	.60
REVERSIONS	-9,641					
NDOC - PIOCHE CONSERVATION CAMP	1,608,680	1,581,700	1,701,667	7.58	1,699,243	-.14
GENERAL FUND	1,558,287	1,570,103	1,688,994	7.57	1,686,667	-.14
INTERAGENCY TRANSFER	37,928					
OTHER FUND	16,446	11,597	12,673	9.28	12,576	-.77
REVERSIONS	-3,981					
NDOC - THREE LAKES VALLEY CONSERVATION CAMP	2,227,980	2,413,628	2,451,700	1.58	2,576,925	5.11
GENERAL FUND	2,361,234	2,399,988	2,436,265	1.51	2,561,298	5.13
INTERAGENCY TRANSFER	-145,797					
OTHER FUND	14,925	13,640	15,435	13.16	15,627	1.24
REVERSIONS	-2,382					
NDOC - WELLS CONSERVATION CAMP	1,168,259	1,208,291	1,293,288	7.03	1,312,041	1.45
GENERAL FUND	1,228,952	1,198,601	1,284,281	7.15	1,302,953	1.45
INTERAGENCY TRANSFER	-54,963					
OTHER FUND	9,007	9,690	9,007	-7.05	9,088	.90
REVERSIONS	-14,737					
NDOC - HUMBOLDT CONSERVATION CAMP	1,188,836	1,257,739	1,284,309	2.11	1,331,947	3.71
GENERAL FUND	1,183,628	1,244,982	1,273,919	2.32	1,321,464	3.73
INTERAGENCY TRANSFER	2,405					
OTHER FUND	11,232	12,757	10,390	-18.55	10,483	.90
REVERSIONS	-8,429					
NDOC - ELY CONSERVATION CAMP	1,231,237	1,230,581	1,323,343	7.54	1,341,306	1.36
GENERAL FUND	1,213,387	1,219,330	1,310,929	7.51	1,328,780	1.36
INTERAGENCY TRANSFER	18,221					
OTHER FUND	13,532	11,251	12,414	10.34	12,526	.90
REVERSIONS	-13,903					
NDOC - JEAN CONSERVATION CAMP	1,425,741	1,511,856	1,522,699	.72	1,551,938	1.92
GENERAL FUND	1,602,357	1,501,730	1,515,433	.91	1,544,625	1.93
INTERAGENCY TRANSFER	-119,687					
OTHER FUND	7,549	10,126	7,266	-28.24	7,313	.65
REVERSIONS	-64,478					

Nevada Legislative Counsel Bureau
Source of Funds Summary
2015-17 Fiscal Report

	2013-2014 Actual	2014-2015 Work Program	2015-2016 GOVERNOR RECOMMENDS	% Change	2016-2017 GOVERNOR RECOMMENDS	% Change
NDOC - SILVER SPRINGS CONSERVATION CAMP	2,352	3,075	3,873	25.95	3,220	-16.86
GENERAL FUND	3,075	3,075	3,873	25.95	3,220	-16.86
INTERAGENCY TRANSFER	-723					
NDOC - CARLIN CONSERVATION CAMP	1,179,465	1,194,460	1,194,063	-.03	1,262,073	5.70
GENERAL FUND	1,171,086	1,181,050	1,184,689	.31	1,252,615	5.73
BALANCE FORWARD	-10,320					
INTERAGENCY TRANSFER	-3,763					
INTERIM FINANCE	12,666					
OTHER FUND	9,796	13,410	9,374	-30.10	9,458	.90
NDOC - TONOPAH CONSERVATION CAMP	1,267,611	1,203,042	1,313,570	9.19	1,361,154	3.62
GENERAL FUND	1,185,627	1,180,035	1,302,720	10.40	1,350,304	3.65
BALANCE FORWARD	-12,084					
INTERAGENCY TRANSFER	59,352	8,845				
INTERIM FINANCE	20,889					
OTHER FUND	13,827	14,162	10,850	-23.39	10,850	
NDOC - OFFENDERS' STORE FUND	13,356,781	18,380,571	19,868,073	8.09	21,874,634	10.10
BALANCE FORWARD	-1,564,283	4,410,510	3,834,275	-13.07	5,764,247	50.33
INTERAGENCY TRANSFER	128,328	128,681	128,328	-.27	128,328	
OTHER FUND	14,792,736	13,841,380	15,905,470	14.91	15,982,059	.48
NDOC - INMATE WELFARE ACCOUNT	3,345,691	5,169,776	3,577,853	-30.79	3,617,754	1.12
BALANCE FORWARD	158,896	393,341	391,453	-.48	40,712	-89.60
INTERAGENCY TRANSFER	2,656,630	4,237,234	2,653,915	-37.37	3,047,532	14.83
OTHER FUND	530,165	539,201	532,485	-1.25	529,510	-.56
NDOC - PRISON INDUSTRY	4,397,232	5,522,499	5,857,643	6.07	5,883,327	.44
BALANCE FORWARD	-277,690	819,069	1,075,651	31.33	1,084,762	.85
INTERAGENCY TRANSFER	48,000	48,000	48,000		48,000	
OTHER FUND	4,626,922	4,655,430	4,733,992	1.69	4,750,565	.35
NDOC - PRISON RANCH	2,511,521	3,231,496	3,540,434	9.56	3,695,444	4.38
BALANCE FORWARD	-183,833	584,561	833,043	42.51	988,053	18.61
FEDERAL FUND	1,989,463	2,000,000	2,000,000		2,000,000	
OTHER FUND	705,891	646,935	707,391	9.34	707,391	
TOTAL DEPARTMENT OF CORRECTIONS	281,418,265	285,490,725	298,168,129	4.44	305,517,754	2.46
GENERAL FUND	243,905,327	243,402,555	259,477,639	6.60	264,586,176	1.97
BALANCE FORWARD	-595,222	6,367,843	6,134,422	-3.67	7,877,774	28.42
FEDERAL FUND	3,859,954	4,590,075	3,310,553	-27.88	3,310,553	
INTERAGENCY TRANSFER	6,412,398	7,843,514	5,164,413	-34.16	5,557,545	7.61
INTERIM FINANCE	4,621,266					
OTHER FUND	23,616,115	23,286,738	24,081,102	3.41	24,185,706	.43
REVERSIONS	-401,573					
DEPARTMENT OF MOTOR VEHICLES						
DMV - SYSTEM MODERNIZATION			27,489,684		22,846,929	-16.89
HIGHWAY FUND			23,489,684		17,046,929	-27.43
OTHER FUND			4,000,000		5,800,000	45.00

Nevada Legislative Counsel Bureau
Source of Funds Summary
2015-17 Fiscal Report

	2013-2014 Actual	2014-2015 Work Program	2015-2016 GOVERNOR RECOMMENDS	% Change	2016-2017 GOVERNOR RECOMMENDS	% Change
DMV - DIRECTOR'S OFFICE	4,228,541	4,644,020	4,874,980	4.97	5,147,605	5.59
HIGHWAY FUND	2,574,023	2,732,211	2,927,594	7.15	3,067,289	4.77
INTERAGENCY TRANSFER	1,694,498	1,911,809	1,947,386	1.86	2,080,316	6.83
OTHER FUND	297					
REVERSIONS	-40,277					
DMV - REAL ID	393,311	252,794				
FEDERAL FUND	393,311	252,794				
DMV - HEARINGS	1,118,365	1,223,231	1,231,038	.64	1,228,768	-.18
HIGHWAY FUND	1,218,868	1,218,942	1,227,688	.72	1,225,418	-.18
OTHER FUND	3,350	4,289	3,350	-21.89	3,350	
REVERSIONS	-103,853					
DMV - AUTOMATION	9,039,876	10,699,974	10,239,015	-4.31	9,597,434	-6.27
BALANCE FORWARD	-460,225	460,225				
HIGHWAY FUND	6,542,517	5,426,976	5,372,568	-1.00	5,184,807	-3.49
INTERAGENCY TRANSFER	3,402,048	3,722,624	4,054,345	8.91	3,753,331	-7.42
INTERIM FINANCE		140,256				
OTHER FUND	658,561	949,893	812,102	-14.51	659,296	-18.82
REVERSIONS	-1,103,025					
DMV - ADMINISTRATIVE SERVICES	11,853,864	12,707,203	14,868,191	17.01	15,827,903	6.45
GENERAL FUND	80,707					
HIGHWAY FUND	4,095,519	4,529,700	5,135,674	13.38	5,585,205	8.75
INTERAGENCY TRANSFER	284,578	300,741	304,140	1.13	324,868	6.82
OTHER FUND	7,762,059	7,876,762	9,428,377	19.70	9,917,830	5.19
REVERSIONS	-368,999					
DMV - COMPLIANCE ENFORCEMENT	4,206,857	4,761,978	4,987,293	4.73	5,093,936	2.14
HIGHWAY FUND	4,518,112	4,541,352	4,742,110	4.42	4,845,845	2.19
INTERAGENCY TRANSFER	49,874	50,969	54,534	6.99	56,315	3.27
OTHER FUND	148,803	169,657	190,649	12.37	191,776	.59
REVERSIONS	-509,932					
DMV - MOTOR VEHICLE POLLUTION CONTROL	9,898,038	11,234,662	11,034,306	-1.78	11,876,457	7.63
BALANCE FORWARD	475,777	2,021,276	1,365,596	-32.44	2,082,053	52.46
OTHER FUND	9,422,261	9,213,386	9,668,710	4.94	9,794,404	1.30
DMV - CENTRAL SERVICES	9,762,128	11,097,738	10,959,402	-1.25	11,158,194	1.81
GENERAL FUND	18,919	19,124	18,647	-2.49	18,864	1.16
HIGHWAY FUND	5,700,016	6,037,262	5,801,098	-3.91	5,947,675	2.53
INTERAGENCY TRANSFER	3,605,355	3,391,433	3,917,034	15.50	3,963,873	1.20
OTHER FUND	863,694	1,649,919	1,222,623	-25.90	1,227,782	.42
REVERSIONS	-425,856					
DMV - LICENSE PLATE FACTORY	2,441,879	4,137,915	5,347,426	29.23	8,452,242	58.06
BALANCE FORWARD	-711,578	711,579	1,180,661	65.92	1,000,000	-15.30
HIGHWAY FUND	500,000					
OTHER FUND	2,653,457	3,426,336	4,166,765	21.61	7,452,242	78.85

Nevada Legislative Counsel Bureau
Source of Funds Summary
2015-17 Fiscal Report

	2013-2014 Actual	2014-2015 Work Program	2015-2016 GOVERNOR RECOMMENDS	% Change	2016-2017 GOVERNOR RECOMMENDS	% Change
DMV - VERIFICATION OF INSURANCE	1,994,194	11,827,775	9,874,847	-16.51	9,644,226	-2.34
BALANCE FORWARD		500,000	500,000		500,000	
INTERAGENCY TRANSFER	16,160					
OTHER FUND	10,937,278	11,327,775	9,374,847	-17.24	9,144,226	-2.46
REVERSIONS	-8,959,244					
DMV - RECORDS SEARCH	6,907,134	7,194,843	8,067,635	12.13	8,067,635	.00
BALANCE FORWARD		50,000	50,000		50,000	
INTERAGENCY TRANSFER	46,540	25,370				
OTHER FUND	8,017,803	7,119,473	8,017,635	12.62	8,017,635	
REVERSIONS	-1,157,209					
DMV - FIELD SERVICES	39,196,919	43,022,287	46,684,167	8.51	49,359,860	5.73
GENERAL FUND	6,801	6,819	11,072	62.37	11,214	1.28
FEDERAL FUND	90,920	478,078				
HIGHWAY FUND	18,038,892	42,464,446	46,630,671	9.81	49,317,095	5.76
OTHER FUND	25,871,189	72,944	42,424	-41.84	31,551	-25.63
REVERSIONS	-4,810,883					
DMV - MOTOR CARRIER	3,782,149	4,683,867	4,219,411	-9.92	4,367,684	3.51
FEDERAL FUND	331					
HIGHWAY FUND	2,070,895	3,054,482	2,906,821	-4.83	3,018,753	3.85
INTERAGENCY TRANSFER	11,608	47,975				
OTHER FUND	2,289,188	1,581,410	1,312,590	-17.00	1,348,931	2.77
REVERSIONS	-589,873					
DMV - MANAGEMENT SERVICES	1,610,048	1,884,042	1,920,225	1.92	1,662,396	-13.43
HIGHWAY FUND	1,623,061	1,647,165	1,486,625	-9.75	1,547,062	4.07
INTERAGENCY TRANSFER	17,850	236,877	346,000	46.07	115,334	-66.67
OTHER FUND			87,600			
REVERSIONS	-30,863					
TOTAL DEPARTMENT OF MOTOR VEHICLES	106,433,303	129,372,329	161,797,620	25.06	164,331,269	1.57
GENERAL FUND	106,427	25,943	29,719	14.55	30,078	1.21
BALANCE FORWARD	-696,026	3,743,080	3,096,257	-17.28	3,632,053	17.30
FEDERAL FUND	484,562	730,872				
HIGHWAY FUND	46,881,903	71,652,536	99,720,533	39.17	96,786,078	-2.94
INTERAGENCY TRANSFER	9,128,511	9,687,798	10,623,439	9.66	10,294,037	-3.10
INTERIM FINANCE		140,256				
OTHER FUND	68,627,940	43,391,844	48,327,672	11.38	53,589,023	10.89
REVERSIONS	-18,100,014					
DEPARTMENT OF PUBLIC SAFETY						
DPS - DIRECTOR'S OFFICE	2,908,170	3,147,681	3,096,383	-1.63	3,124,635	.91
INTERAGENCY TRANSFER	2,908,170	3,146,931	3,096,383	-1.61	3,124,635	.91
OTHER FUND		750				
DPS - OFFICE OF PROF RESPONSIBILITY	565,898	592,854	774,637	30.66	762,138	-1.61
INTERAGENCY TRANSFER	565,898	592,854	774,637	30.66	762,138	-1.61
DPS - EVIDENCE VAULT	531,793	553,940	634,033	14.46	643,125	1.43
INTERAGENCY TRANSFER	531,793	553,940	634,033	14.46	643,125	1.43

Nevada Legislative Counsel Bureau
Source of Funds Summary
2015-17 Fiscal Report

	2013-2014 Actual	2014-2015 Work Program	2015-2016 GOVERNOR RECOMMENDS	% Change	2016-2017 GOVERNOR RECOMMENDS	% Change
DPS - TRAINING DIVISION	1,072,996	1,055,585	1,085,953	2.88	1,087,886	.18
GENERAL FUND	281,132	267,778	317,294	18.49	316,223	-.34
BALANCE FORWARD	15,000					
HIGHWAY FUND	832,814	784,425	764,959	-2.48	767,963	.39
OTHER FUND	4,200	3,382	3,700	9.40	3,700	
REVERSIONS	-60,150					
DPS - FORFEITURES - LAW ENFORCEMENT	1,795,804	1,676,103	2,366,940	41.22	3,053,181	28.99
BALANCE FORWARD	114,148	16,340	661,008	3,945.34	1,375,381	108.07
INTERAGENCY TRANSFER			14,066			
OTHER FUND	1,681,656	1,659,763	1,691,866	1.93	1,677,800	-.83
DPS - HIGHWAY PATROL	74,121,602	73,873,509	72,159,789	-2.32	71,189,868	-1.34
GENERAL FUND	17,834	17,834	17,834		17,834	
BALANCE FORWARD	7,865,394	3,830,004	1,464,211	-61.77	753,282	-48.55
HIGHWAY FUND	64,414,119	65,528,163	67,076,547	2.36	68,281,766	1.80
INTERAGENCY TRANSFER	713,580	2,827,902	1,997,469	-29.37	533,258	-73.30
OTHER FUND	1,605,467	1,669,606	1,603,728	-3.95	1,603,728	
REVERSIONS	-494,792					
DPS - NHP K-9 PROGRAM	46,187	35,140	34,804	-.96	20,612	-40.78
INTERAGENCY TRANSFER	46,187	35,140	34,804	-.96	20,612	-40.78
DPS - HIGHWAY SAFETY GRANTS ACCOUNT	1,563,993	1,926,887	1,719,608	-10.76	1,665,779	-3.13
FEDERAL FUND	1,563,993	1,926,887	1,719,608	-10.76	1,665,779	-3.13
DPS - DIGNITARY PROTECTION	981,643	1,077,905	1,162,446	7.84	1,172,914	.90
GENERAL FUND	1,040,493	1,077,905	1,162,446	7.84	1,172,914	.90
REVERSIONS	-58,850					
DPS - PAROLE AND PROBATION	41,243,117	43,398,441	47,790,876	10.12	49,219,584	2.99
GENERAL FUND	34,874,652	35,529,128	40,633,062	14.37	41,991,704	3.34
INTERAGENCY TRANSFER	39,563	139,482				
OTHER FUND	6,606,242	7,729,831	7,157,814	-7.40	7,227,880	.98
REVERSIONS	-277,340					
DPS - DIVISION OF INVESTIGATIONS	6,356,004	6,651,605	6,868,187	3.26	6,908,261	.58
GENERAL FUND	5,738,838	5,655,063	5,867,579	3.76	5,906,225	.66
FEDERAL FUND	5,869	34,999	18,500	-47.14	18,500	
HIGHWAY FUND	343,842	348,139	395,280	13.54	396,724	.37
INTERAGENCY TRANSFER	526,412	482,358	551,649	14.37	551,633	-.00
OTHER FUND	15,300	131,046	35,179	-73.16	35,179	
REVERSIONS	-274,257					
DPS - EMERGENCY MANAGEMENT DIVISION	4,034,108	5,892,463	4,999,944	-15.15	4,357,925	-12.84
GENERAL FUND	341,854	346,606	465,431	34.28	414,443	-10.96
BALANCE FORWARD	-4,072	5,010				
INTERAGENCY TRANSFER	3,734,365	5,488,547	4,533,461	-17.40	3,942,430	-13.04
INTERIM FINANCE	3,020					
OTHER FUND	1,053	52,300	1,052	-97.99	1,052	
REVERSIONS	-42,112					

Nevada Legislative Counsel Bureau
Source of Funds Summary
2015-17 Fiscal Report

	2013-2014 Actual	2014-2015 Work Program	2015-2016 GOVERNOR RECOMMENDS	% Change	2016-2017 GOVERNOR RECOMMENDS	% Change
DPS - EMERGENCY MANAGEMENT ASSISTANCE GRANTS	16,900,718	38,804,725	17,013,850	-56.16	16,181,385	-4.89
BALANCE FORWARD	-61,769	141,424				
FEDERAL FUND	16,913,476	38,113,316	16,463,850	-56.80	15,631,385	-5.06
INTERAGENCY TRANSFER	45,300	50,000	50,000		50,000	
OTHER FUND	3,711	499,985	500,000	.00	500,000	
DPS - STATE EMERGENCY RESPONSE COMMISSION	1,240,334	2,791,954	2,395,820	-14.19	2,392,332	-.15
BALANCE FORWARD	3,058	1,404,629	1,172,134	-16.55	1,127,948	-3.77
FEDERAL FUND	157,131	316,060	137,131	-56.61	137,131	
HIGHWAY FUND	218,391	225,291	265,459	17.83	276,157	4.03
OTHER FUND	869,275	845,974	821,096	-2.94	851,096	3.65
REVERSIONS	-7,521					
DPS - FIRE MARSHAL	2,528,407	2,701,234	2,705,743	.17	2,761,441	2.06
GENERAL FUND	520,104	523,466	516,897	-1.25	556,161	7.60
BALANCE FORWARD	2,491	19,780				
FEDERAL FUND		153,753	20,000	-86.99	20,000	
INTERAGENCY TRANSFER	331,730	335,753	328,141	-2.27	336,374	2.51
OTHER FUND	2,047,930	1,668,482	1,840,705	10.32	1,848,906	.45
REVERSIONS	-373,848					
DPS - CIG FIRE SAFE STD & FIREFIGHTER SUPPORT	29,436	173,183	236,073	36.31	191,002	-19.09
BALANCE FORWARD	5,666	156,882	140,363	-10.53	167,292	19.19
OTHER FUND	23,770	16,301	95,710	487.14	23,710	-75.23
DPS - CRIMINAL HISTORY REPOSITORY	14,038,034	24,432,954	23,215,983	-4.98	25,119,621	8.20
GENERAL FUND	100	100	1,121,682	1,121,582.00	1,121,987	.03
BALANCE FORWARD	-139,306	8,918,070	6,261,681	-29.79	7,825,022	24.97
INTERAGENCY TRANSFER	414,993	2,103,165	791,573	-62.36	798,697	.90
OTHER FUND	13,762,347	13,411,619	15,041,047	12.15	15,373,915	2.21
REVERSIONS	-100					
DPS - GENERAL SERVICES	5,398,705	6,362,627	8,832,274	38.81	8,798,206	-.39
INTERAGENCY TRANSFER	5,391,652	6,349,627	8,812,622	38.79	8,778,554	-.39
OTHER FUND	7,053	13,000	19,652	51.17	19,652	
DPS - CHILD VOLUNTEER BACKGROUND CHECKS TRUST ACCT	15,087	15,087	15,087	.00	15,087	.00
GENERAL FUND	15,087	15,087	15,087		15,087	
DPS - CAPITOL POLICE	2,535,374	2,589,662	2,772,858	7.07	2,729,982	-1.55
BALANCE FORWARD	-8,139					
INTERAGENCY TRANSFER	2,543,513	2,589,662	2,772,858	7.07	2,729,982	-1.55
DPS - HIGHWAY SAFETY PLAN & ADMIN	4,567,257	6,276,773	3,416,259	-45.57	3,409,041	-.21
FEDERAL FUND	56,859	63,224	65,586	3.74	69,155	5.44
HIGHWAY FUND	186,486	182,898	285,031	55.84	280,878	-1.46
INTERAGENCY TRANSFER	4,328,355	6,030,651	3,065,642	-49.17	3,059,008	-.22
REVERSIONS	-4,443					

Nevada Legislative Counsel Bureau
Source of Funds Summary
2015-17 Fiscal Report

	2013-2014 Actual	2014-2015 Work Program	2015-2016 GOVERNOR RECOMMENDS	% Change	2016-2017 GOVERNOR RECOMMENDS	% Change
DPS - TRAFFIC SAFETY	6,288,691	11,122,528	4,946,426	-55.53	4,936,574	-.20
FEDERAL FUND	5,707,428	9,408,771	4,070,157	-56.74	4,060,099	-.25
INTERAGENCY TRANSFER	581,263	1,693,757	876,269	-48.26	876,475	.02
OTHER FUND		20,000				
DPS - MOTORCYCLE SAFETY PROGRAM	372,215	784,804	724,405	-7.70	705,386	-2.63
BALANCE FORWARD	-117,470	290,214	289,265	-.33	270,246	-6.57
INTERAGENCY TRANSFER	13,850	46,350				
OTHER FUND	475,835	448,240	435,140	-2.92	435,140	
DPS - JUSTICE GRANT	479,713	523,721	588,575	12.38	585,700	-.49
GENERAL FUND	59,891	60,674	66,842	10.17	65,823	-1.52
INTERAGENCY TRANSFER	419,822	463,047	521,733	12.67	519,877	-.36
DPS - JUSTICE ASSISTANCE ACT	536,437	2,506,554	1,217,133	-51.44	1,217,133	.00
BALANCE FORWARD	15,606	28,113	28,113		28,113	
FEDERAL FUND	469,156	1,757,525	671,504	-61.79	671,504	
OTHER FUND	51,675	720,916	517,516	-28.21	517,516	
DPS - JUSTICE ASSIST GRANT TRUST	2,461,820	3,730,026	2,461,820	-34.00	2,461,820	.00
BALANCE FORWARD	181,995	1,494,087				
FEDERAL FUND	2,273,133	2,215,059	2,455,128	10.84	2,455,128	
OTHER FUND	6,692	20,880	6,692	-67.95	6,692	
DPS - FUND FOR REENTRY PROGRAMS		6,953	5,000	-28.09	5,000	.00
BALANCE FORWARD	-5	1,453				
OTHER FUND	5	5,500	5,000	-9.09	5,000	
DPS - PAROLE BOARD	2,505,324	2,463,680	2,787,022	13.12	2,677,216	-3.94
GENERAL FUND	2,534,977	2,463,680	2,787,022	13.12	2,677,216	-3.94
BALANCE FORWARD	-44,134					
INTERIM FINANCE	44,134					
REVERSIONS	-29,653					
DPS - HOMELAND SECURITY	416,090	428,274	432,948	1.09	434,927	.46
GENERAL FUND	176,435	176,785	177,336	.31	177,233	-.06
BALANCE FORWARD	-1,094					
INTERAGENCY TRANSFER	248,418	251,489	255,612	1.64	257,694	.81
INTERIM FINANCE	1,094					
REVERSIONS	-8,763					
TOTAL DEPARTMENT OF PUBLIC SAFETY	195,534,957	245,596,852	216,460,876	-11.86	217,827,761	.63
GENERAL FUND	45,601,397	46,134,106	53,148,512	15.20	54,432,850	2.42
BALANCE FORWARD	7,827,369	16,306,006	10,016,775	-38.57	11,547,284	15.28
FEDERAL FUND	27,147,045	53,989,594	25,621,464	-52.54	24,728,681	-3.48
HIGHWAY FUND	65,995,652	67,068,916	68,787,276	2.56	70,003,488	1.77
INTERAGENCY TRANSFER	23,384,864	33,180,655	29,110,952	-12.27	26,984,492	-7.30
INTERIM FINANCE	48,248					
OTHER FUND	27,162,211	28,917,575	29,775,897	2.97	30,130,966	1.19
REVERSIONS	-1,631,829					

Nevada Legislative Counsel Bureau
Source of Funds Summary
2015-17 Fiscal Report

	2013-2014 Actual	2014-2015 Work Program	2015-2016 GOVERNOR RECOMMENDS	% Change	2016-2017 GOVERNOR RECOMMENDS	% Change
PUBLIC SAFETY						
GENERAL FUND	289,613,151	289,718,723	312,655,870	7.92	319,049,104	2.04
BALANCE FORWARD	6,377,916	26,619,578	19,411,973	-27.08	23,274,953	19.90
FEDERAL FUND	31,491,561	59,310,541	28,932,017	-51.22	28,039,234	-3.09
HIGHWAY FUND	112,877,555	138,721,452	168,507,809	21.47	166,789,566	-1.02
INTERAGENCY TRANSFER	38,943,375	50,711,967	44,898,804	-11.46	42,836,074	-4.59
INTERIM FINANCE	4,669,514	140,256				
OTHER FUND	121,485,806	97,633,540	104,410,490	6.94	110,096,481	5.45
REVERSIONS	-20,133,416					
TOTAL FOR PUBLIC SAFETY	585,325,462	662,856,057	678,816,963	2.41	690,085,412	1.66
Less: INTER-AGENCY TRANSFER	38,943,375	50,711,967	44,898,804	-11.46	42,836,074	-4.59
NET PUBLIC SAFETY	546,382,087	612,144,090	633,918,159	3.56	647,249,338	2.10

INFRASTRUCTURE

The Infrastructure function of state government includes those agencies responsible for capital assets of the state, as well as its natural resources. The function includes the Colorado River Commission, the Department of Conservation and Natural Resources, the Department of Wildlife, and the Department of Transportation.

General Fund support for Infrastructure recommended by the Governor in FY 2016 totals $32.4 million, which is an increase of 55.2 percent when compared to funding total of $20.9 million for FY 2015 approved by the 2013 Legislature, and $31.6 million in FY 2017, which represents a 2.7 percent decrease from amounts recommended in FY 2016. The amounts recommended from all funding sources, excluding interagency transfers, total $973.3 million in FY 2016, which is a 12.1 percent increase from the FY 2015 amount of $868.0 million, and $1.018 billion in FY 2017, which represents an increase of 4.7 percent over FY 2016.

COLORADO RIVER COMMISSION

The Colorado River Commission (CRC) was created in 1935 and is responsible for acquiring, managing, and protecting Nevada's allocation of hydropower and water resources from the Colorado River (allocated to Nevada by the federal government) for the residents of Nevada. The Commission is governed by seven commissioners – four appointed by the Governor (including the chairman) and three appointed by and are members of the Board of Directors of the Southern Nevada Water Authority (SNWA). The CRC is supported by an administrative charge on the sale of electric power to the Commission's customers and the SNWA. Additional revenues are received through the sale of raw water to a number of small water users along the Colorado River and from interest income derived from the investment of funds by the state.

The Hoover power contracts with state, municipal and utility contractors mandated by Congress under the Hoover Power Plant Act of 1984 expire in 2017. The Hoover Power Allocation Act (HPAA) of 2011 (Public Law 112-72) was signed into law by the President in December 2011 ensuring the continued availability and reliability of Hoover power to the citizens of Arizona, California, and Nevada. The HPAA authorizes the Western Area Power Administration to offer 50-year contracts (2017-2067) to existing Hoover power contractors at 95 percent of their current allocations with the remaining 5 percent to be allocated to eligible entities and federally recognized Indian Tribes located in the Boulder City Marketing Area who do not currently have allocations of Hoover power.

The Executive Budget recommends total funding of $19.7 million over the 2015-17 biennium for the Colorado River Commission, which is a 33.3 percent increase over the $14.8 million legislatively approved for the 2013-15 biennium. The Governor also recommends increasing the staffing level of the Colorado River Commission by 5 positions, for a total of 45, to allow for the increased workload related to new customers and to address deferred projects in water and electric resources.

The Research and Development Fund is utilized as a pass-through account for the costs related to the Lower Colorado River Multi-Species Conservation Program (LCRMSCP) to comply with the Endangered Species Act. This is a 50-year program implemented in April 4, 2005, to address the biological needs of mammals, birds, fish, amphibians and reptiles, as well as invertebrates and plants. Nevada has entered into a regional partnership with Arizona, California, and the U.S. Department of the Interior, as well as various non-federal stakeholders and water and hydroelectric power agencies along the lower Colorado River. The partnership is governed by an interstate cost-sharing agreement in which funding commitments for the costs associated with the non-federal portion of the project are covered. Funding for this budget is provided primarily through administrative charges in accordance with the multi-species funding contracts between the CRC and its water and power customers. The Executive Budget recommends $19.6 million over the 2015-17 biennium in total funding for the LCRMSCP, the bulk of which are prior years' balances that are carried forward.

The Power Delivery System Fund (Fund) accounts for all of the costs associated with the Colorado River Commission's (CRC) high-voltage power delivery system for the Southern Nevada Water Authority's (SNWA) water delivery system. The Fund accounts for all costs of power purchases for water deliveries and for operation and maintenance costs associated with the project. The CRC develops annual operating budgets for the power delivery projects that are reviewed and approved by the SNWA pursuant to contract. Funding is provided through monthly billings to SNWA in accordance with the approved operational budget. The Governor recommends $65.5 million in Power Sales over 2015-17 biennium.

The Power Marketing Fund is used to record purchases and sales of power, debt service related to the Hoover Upgrading Bonds, and operational costs of the Basic Substation project. This fund accounts for all power related activities except those dedicated to the Southern Nevada Water System and its customers. All hydropower allocations to Nevada, administered by the Colorado River Commission, are recorded in this account. Funding is provided through monthly billings to hydropower customers. The Executive Budget includes approximately $30.0 million in Power Sales in each fiscal year of the 2015-17 biennium.

Senate Bill 46, submitted by the Governor and referred to the Senate Committee on Government Affairs, would exempt the Colorado River Commission as well as the Public Utilities Commission from the majority of the requirements of the State Budget Act, remove all officers and employees from classified and unclassified service, and require the respective commissions to adopt rules and policies regarding employment rights, salary ranges and benefits of its officers and employees. The officers and employees would remain eligible to participate in the Public Employees' Benefits Program and the Public Employees' Retirement System, but they would be exempt from NRS 281.123 that limits salaries of state employees to not more than 95 percent of the Governor's salary.

TAHOE REGIONAL PLANNING AGENCY

The Tahoe Regional Planning Agency (TRPA) was jointly created by the states of Nevada and California and the United States Congress through the approval of the Tahoe Regional Planning Compact by all three entities. The TRPA provides a leadership and advocacy role in the regional cooperative efforts to preserve, restore, and enhance Lake Tahoe's unique natural and human environments. The TRPA exercises environmental controls over water, land, air, wildlife, and development in the Lake Tahoe region. Pursuant to Article VIII of the Tahoe Regional Planning Compact (NRS 277.200), requests for state funds by the TRPA must be apportioned two-thirds from California and one-third from Nevada.

For the 2015-17 biennium, the Governor recommends General Fund appropriations of $3.3 million in support of the TRPA, an increase of 50.1 percent when compared to the $2.2 million of General Fund appropriations approved by the 2013 Legislature for the 2013-15 biennium. Of the total General Fund appropriation recommended for the TRPA, the Governor recommends $375,000 in each year of the 2015-17 biennium to fund Nevada's share of the TRPA's Aquatic Invasive Species Program for Lake Tahoe. Federal funding from the U.S. Fish and Wildlife Service that currently funds the program will no longer be available as a funding source for the upcoming biennium. The Executive Budget includes General Fund appropriations of $345,000 in FY 2016 and $25,000 in FY 2017 for Nevada's share of costs associated with TRPA's requirement to monitor and report on environmental thresholds in the Lake Tahoe basin. The Governor also recommends continuing the transfer of $419,021 in each year of the 2015-17 biennium from the DMV Pollution Control budget to support preservation and improvement of air quality in the Lake Tahoe Basin.

Total funding in support of the TRPA from Nevada is recommended at $2.3 million in FY 2016 and $1.9 million in FY 2017. Given California's recommended funding of $4.8 million in FY 2016 and $4.5 million in FY 2017, Nevada's recommended funding represents 31.7 percent of the total TRPA funding for FY 2016 and 29.9 percent for FY 2017 compared to California's share.

DEPARTMENT OF CONSERVATION AND NATURAL RESOURCES

The Department of Conservation and Natural Resources (DCNR) is responsible for ensuring Nevada's natural resources are used, maintained, and preserved in a manner that will best serve the citizens of the state. The department comprises the Director's Office, which includes the Conservation Districts programs, the Divisions of Forestry, State Parks, Environmental Protection, State Lands, and Water Resources. The department also includes the State Historic Preservation Office, the Nevada Tahoe Regional Planning Agency (NTRPA), the State Environmental Commission, and the Nevada Natural Heritage Program.

For the entire department, the Governor recommends General Fund appropriations of $59.2 million over the 2015-17 biennium, a 43.7 percent increase from the $41.2 million approved by the 2013 Legislature for the 2013-15 biennium. The total budget

recommendation for the 2015-17 biennium from all funding sources inclusive of interagency transfers is $254.3 million, which represents a 15.6 percent increase over the $220.0 million approved for the 2013-15 biennium.

DEPARTMENT OF CONSERVATION AND NATURAL RESOURCES BOND PROGRAMS

The Department of Conservation and Natural Resources has four resource protection programs that are dependent upon the sale of general obligation bonds. The Governor recommends a total of $6.5 million in the 2015-17 biennium for the issuance of general obligation bonds for the four DCNR resource protection programs as follows:

1. $1.0 million recommended for the Commission for Cultural Affairs Grant Program managed by the State Historic Preservation Office to promote and preserve the state's cultural resources.

2. $1.5 million recommended for the Lake Tahoe Environmental Improvement Program (EIP) managed by State Lands, which funds activities related to the Environmental Improvement Program in the Lake Tahoe basin.

3. $3.0 million recommended for the Conservation and Recreation Bond Program (Question 1). The 17th Special Session of the Legislature (2001) approved Assembly Bill 9. In the November 5, 2002, General Election, the voters approved the issuance of up to $200.0 million in general obligation bonds (Question 1 bond program) for the purpose of protecting, preserving and obtaining the benefits of property and natural resources in the state. All bond sales related to the Question 1 bond program were originally required to be sold by June 30, 2014. Senate Bill 489 (2013 Legislative Session) extended the period for issuance of the Question 1 bonds until June 30, 2019. Of the $3.0 million recommended, $1.0 million is designated for grants managed by the Division of State Lands for the construction of recreational trails and the acquisition of conservation easements; $1.0 million is designated for the Division of State Parks to support capital improvements and renovations of facilities in state parks; and $1.0 million is designated for the Department of Wildlife for wildlife habitat and facility improvements.

4. $1.0 million recommended for the Water Infrastructure Grant Program managed by the Division of Environmental Protection to provide grants to water purveyors to assist with the costs of capital improvements and to fund the cost of improvements to conserve water.

The amount of bonds recommended in The Executive Budget for the Department of Conservation and Natural Resources Bond programs for the Tahoe Environmental Improvement Bond program and the Water Infrastructure Bond program were reversed. The total amount of the bonds recommended for the Tahoe Environmental Improvement Bond program should be $1.5 million and the amount for the Water Infrastructure Bond program should be $1.0 million.

SAGEBRUSH ECOSYSTEM PROGRAM

The Governor recommends General Fund appropriations totaling $4.1 million over the 2015-17 biennium for the Sagebrush Ecosystem program administered by the department. The $4.1 million in General Fund appropriation would replace all other non-General Fund sources approved by the 2013 Legislature for the 2013-15 biennium to fund the six Sagebrush Ecosystem Technical team positions within DCNR (the Program Manager/Management Analyst in the Director's Office Administration budget, a Forester position in the Forestry budget, an Environmental Scientist position in the State Lands budget, and three Conservation Specialist positions in the Conservation Districts budget), and the Sagebrush Ecosystem Council and associated travel and operating expenses. In addition, $2.9 million of the $4.1 million recommended would fund the establishment of a Conservation Credit System to implement ecosystem mitigation and fund contract services to assist the state with National Environmental Protection Act compliance and permitting issues.

Lastly, included in the major budget initiative is a recommendation, effective the second year of the 2015-17 biennium, to reclassify 74 Conservation Crew Supervisor positions in the Forestry Conservation Camps budget. The recommended reclassification would increase the starting grade level and each progression level by two grades (approximately a 10 percent salary increase). The progression of grades for the Conservation Crew Supervisors would be based on performance and upon completion of additional fire and forestry resource training. The division indicates the two-grade increase of the division's Conservation Crew Supervisors would help in the retention of existing staff and the recruitment of qualified applicants. The General Fund cost associated with this recommendation is $413,421 in FY 2017.

STATE HISTORIC PRESERVATION OFFICE

The State Historic Preservation Office's mandate is to encourage preservation, documentation, and use of cultural resources through state and federal programs. Programs include preservation of buildings and archeological sites, grant distribution and management, the national and state registers of historic places, and historical markers. The State Historic Preservation Office also includes the Comstock Historic District Commission, which issues construction permits, educates the public, and promotes special programs in preservation of the Comstock Historic District. For the 2015-17 biennium, the Governor recommends total funding of $2.8 million for the State Historic Preservation Office and the Comstock Historic District, of which General Fund appropriations total $1.1 million. Of the total General Fund appropriations, the Governor recommends $52,764 over the 2015-17 biennium for several deferred maintenance projects for the Comstock History Center Office in Virginia City.

ADMINISTRATION

The Director's Office of the Department of Conservation and Natural Resources provides administrative, technical, budgetary and supervisory support to agencies within

the department. The Director's Office is funded with General Fund appropriations, along with cost allocation revenues. The Governor recommends General Fund appropriations totaling $4.5 million over the 2015-17 biennium, an increase of 409.0 percent when compared to the $883,124 in General Fund appropriations approved by the Legislature for the 2013-15 biennium. The significant increase in the General Fund appropriations is primarily a result of the major budget initiative recommended by the Governor for the Sagebrush Ecosystem program discussed previously. The cost allocation revenue for the Director's Office is recommended at approximately $1.0 million over the 2015-17 biennium, an increase of 262.8 percent when compared to the $282,738 approved for the 2013-15 biennium.

The Governor recommends General Fund appropriations totaling $78,569 and funding from the Director's Office Cost Allocation totaling $75,424 ($153,993 total) over the 2015-17 biennium for one new unclassified Executive Assistant position and associated operating costs to provide additional staff support in the Director's Office.

In addition, The Executive Budget recommends the transfer of two positions from the Division of State Lands to the Director's Office, which includes a Management Analyst/Program Manager for the Sagebrush Ecosystem Technical team, and a Special Advisor position to be reclassified to a Deputy Director. Funding for the Program Manager (Management Analyst) is recommended to change from other non-General Fund sources to a General Fund appropriation totaling $117,283 for the 2015-17 biennium. Funding for the proposed reclassification of the Special Advisor to a Deputy Administrator is recommended to change from Question 1 Bond funds totaling $268,978 over the 2015-17 biennium to General Fund appropriations totaling $134,217 and Director's Office Cost Allocation Reimbursements totaling $134,761.

CONSERVATION DISTRICTS PROGRAM

The Conservation Districts Program works with Nevada's 28 locally elected conservation districts in a statewide conservation program. The mission of the program is to train and assist the districts, which work to conserve, improve and sustain the state's renewable natural resources by providing outreach and technical assistance to landowners in partnership with other local, state and federal agencies and to promote actively managing and restoring landscapes to achieve Sage-Grouse habitat. The program also provides annual grants to each of the 28 eligible conservation districts and provides support for the State Conservation Commission.

The Executive Budget recommends General Fund appropriations of $1.1 million over the 2015-17 biennium to continue the salary and associated operating costs of the Program Manager and three Conservation Staff Specialist positions to work with the 28 conservation districts and various local area working groups. The Governor recommends a General Fund appropriation of $35,000 in FY 2017 to increase the total funding of the competitive grant program, approved by the 2013 Legislature, from $40,000 to $75,000 per year. The Governor further recommends General Fund appropriations totaling $14,000 for each year of the 2015-17 biennium to increase the

annual grants awarded to the 28 conservation districts by $500, for a total grant award of $4,000 per district, for all qualifying districts.

DIVISION OF STATE PARKS

The Division of State Parks plans, develops, and maintains a system of 25 parks and recreational areas for the use and enjoyment of residents and visitors. The division also preserves areas of scenic, historic, and scientific significance in Nevada. The primary funding sources for the division include General Fund appropriations, park user fees and motor boat fuel taxes. For the 2015-17 biennium, the Governor recommends total funding of $27.1 million for the Division of State Parks an increase of 14.3 percent when compared to the $23.7 million approved by the Legislature for the 2013-15 biennium. Of the total funding, the Governor recommends General Fund appropriations totaling $10.0 million, an increase of 36.9 percent when compared to the $7.3 million approved by the Legislature for the 2013-15 biennium.

For the upcoming biennium, the Governor recommends General Fund appropriations totaling $153,506 to reclassify (upgrade) 12 Maintenance Repair Specialists and 2 Facility Supervisors. The division indicates the reclassification of the maintenance positions will help in the retention of existing staff and the recruitment of qualified applicants. In addition, General Fund appropriations totaling $138,580 are recommended in each year of the 2015-17 biennium for additional seasonal personnel to provide coverage for maintenance, visitor services, interpretive events, janitorial needs, and other routine park services.

The Executive Budget recommends $489,442 over the 2015-17 biennium for replacement equipment, as well as $108,849 over the 2015-17 biennium for new equipment for the Division of State Parks. Equipment recommended for replacement includes computer hardware and software, office equipment, law enforcement equipment, a boat and 13 vehicles. New equipment includes an analog repeater, 4 utility terrain vehicles, 3 electric golf carts and conex boxes for storage.

The Governor further recommends General Fund appropriations totaling $352,030 over the 2015-17 biennium for deferred maintenance projects for parks statewide, with emphasis on life and safety issues.

The Executive Budget also includes General Fund appropriations totaling $85,000 in each year of the 2015-17 biennium to provide matching funds to the Tahoe Transportation District to continue transit service to Sand Harbor from Incline Village.

DIVISION OF WATER RESOURCES

The Division of Water Resources conserves, protects, manages and enhances the water resources of Nevada through appropriation and reallocation of public waters. The division quantifies existing water rights, monitors water usage, distributes water in accordance with court decrees, reviews water availability for new development, reviews

the construction and operation of dams, and licenses and regulates well drillers. The Division of Water Resources is primarily funded with fees and General Fund appropriations.

For the 2015-17 biennium, the Governor recommends total funding of $15.3 million, a decrease of 5.8 percent when compared to the $16.3 million approved by the Legislature for the 2013-15 biennium. Of the total funding, the Governor recommends General Fund appropriations totaling $4.6 million, a decrease of 23.1 percent when compared to the $6.0 million approved by the Legislature for the 2013-15 biennium. The decrease of General Fund appropriations from the 2013-15 biennium compared to the 2015-17 biennium is due to the recommendation by the Governor and the approval by 2013 Legislature to redirect fee revenue to this budget. No major enhancements are recommended by the Governor for the division in the 2015-17 biennium.

DIVISION OF FORESTRY

The Division of Forestry is responsible for supervising, managing, and coordinating all forestry, watershed, fire prevention, and control work on state and privately owned lands in Nevada. Additionally, the division provides assistance to county and local fire districts, and adopts and enforces fire prevention regulations. Other division programs include cooperative forest management, rural fire protection, resource rehabilitation, and control of insects and diseases in trees. The Governor recommends total funding of $17.5 million for the Forestry budget for the 2015-17 biennium, an increase of 31.3 percent when compared to the $13.4 million approved by the Legislature for the 2013-15 biennium. Of the total funding, the Governor recommends General Fund appropriations totaling $12.2 million, an increase of 62.8 percent when compared to the $7.5 million approved by the Legislature for the 2013-15 biennium.

The Governor recommends General Fund appropriations totaling $485,323 over the 2015-17 biennium for three new positions and associated operating costs in the Forestry budget. The three new positions include one Operations Chief/Deputy Administrator to manage and coordinate the Wildland Fire Protection program, the Conservation Camp program, Aviation program and the Natural Resources program; one Business Process Manager to manage Geospatial Information Services for the division's various programs; and one Equipment Mechanic to assist with the maintenance and repair of the division's vehicles and heavy equipment. Additionally, the Governor recommends General Fund appropriations totaling $254,346 over the 2015-17 biennium for additional seasonal firefighters to bring fire apparatus staffing levels to National Wildfire Coordinating Group minimum staffing standards and to reduce firefighter callback overtime.

The Governor recommends the elimination of the Division's Inter-Governmental Agreement All-Risk Fire Management program (ARFM). The elimination of the ARFM program includes the recommended elimination of six positions (four Administrative Assistants, one Deputy State Forester and one Forestry Program Manager) and associated operating expenses in the Forestry budget funded with a transfer totaling $789,378 for the 2015-17 biennium from the Inter-Governmental Agreement budget

(county assessments). The Executive Budget also includes a General Fund supplemental appropriation of $266,653 for FY 2015 to fund the cost of terminal leave for employees in the Forestry budget who have retired or are scheduled to retire in FY 2015 and to fund the cost of Public Employees' Retirement System (PERS) buyout ($180,246) for an employee funded with county assessments in the Forestry budget that retired early because of the scheduled elimination of the Inter-Governmental Agreements All-Risk Fire Protection program by the end of FY 2015. The two General Fund supplemental appropriations recommended in The Executive Budget for FY 2015 for the Division of Forestry (listed as $59,634 for the Forestry budget and $266,653 for the Forestry Conservation Camps budget) were inadvertently reversed.

The Governor's recommended budget includes General Fund appropriations totaling $706,374 over the 2015-17 biennium to replace funding received by the Division of Forestry from the U.S. Forest Service Consolidated Payments grant for the salaries and associated operating costs of seasonal firefighters and three Forester positions**.** The division indicates the U.S. Forest Service Consolidated Payments grant, which currently funds seasonal firefighters, will not be available beyond the current biennium and will only be available to fund the three Forester positions through FY 2016. In addition, the General Fund appropriation recommended by the Governor replaces the funding transferred from the division's Inter-Governmental Agreement budget for administrative services provided by staff in the Forestry budget**.** The Inter-Governmental Agreement All-Risk Fire Protection program is scheduled to end by June 30, 2015.

The Executive Budget includes General Fund appropriations totaling $1.0 million over the 2015-17 biennium for replacement equipment. Equipment recommended for replacement includes computer hardware and software, shop equipment, chainsaws, a heavy-duty chipper, seed drill trailer, helicopter seat conversion and 12 vehicles for the Forestry budget statewide. In addition, The Executive Budget includes one-shot General Fund appropriations of $1.1 million in FY 2016 for the Division of Forestry to replace one aviation fuel truck, two type 3 engines, and one water tender used for firefighting.

The Governor recommends General Fund appropriations for the Forestry budget totaling $382,650 over the 2015-17 biennium for deferred maintenance projects statewide with emphasis on life and safety issues.

FOREST FIRE SUPPRESSION

The Forest Fire Emergency Response program covers expenses necessary for fire protection and forest and watershed management required as a result of fire or other emergencies. In addition, Emergency Response personnel respond to medical emergencies and vehicle accidents in certain rural areas. The program is funded by a combination of General Fund appropriations and reimbursements for firefighting assistance provided on lands outside of the state's jurisdiction. When this budget is depleted, funding is also available from the State Board of Examiners' Reserve for the Statutory Contingency Account (NRS 353.264), with additional amounts available from the Interim Finance Committee's Contingency Account (NRS 353.266). The Governor

recommends the continuation of General Fund appropriations of $2.5 million in each year of the 2015-17 biennium for the program. In addition, The Executive Budget recommends a General Fund appropriation of $5.4 million and $4.5 million in Federal Emergency Management Agency (FEMA) Fire Assistance Grant ($9.9 million total) in FY 2016 to fund prior year fire billings from federal agencies.

FORESTRY CONSERVATION CAMPS

The Nevada Division of Forestry Honor Camp program coordinates and supervises labor-intensive work projects performed by inmates from the Nevada Department of Corrections (NDOC). The inmates reside in NDOC conservation camps and work on projects that generate revenue for the state, provide free or reduced-cost labor for state and local agencies, and provide fire suppression resources to the division. Funding sources in this budget consist primarily of General Fund appropriations and revenues received for projects completed by the inmate crews. For the 2015-17 biennium, the Governor recommends total funding of $19.2 million for the Forestry Conservation Camps an increase of 12.9 percent when compared to the $17.0 million approved by the Legislature for the 2013-15 biennium. Of the total funding, the Governor recommends General Fund appropriations totaling $11.8 million, an increase of 14.8 percent when compared to the $10.3 million approved by the Legislature for the 2013-15 biennium.

The Executive Budget recommends the transfer of two Conservation Crew Supervisor positions from the Forestry Conservation Camps budget to the Forestry budget with no change in the funding source. The division indicates the duties of the two Conservation Crew Supervisor positions are directly tied to the Helitack Air Operations program, which is managed in the Forestry budget. In addition, the Governor recommends a General Fund supplemental appropriation of $59,634 for FY 2015 to fund the cost of terminal leave for employees in the Forestry Conservation Camps budget who have retired or are scheduled to retire in FY 2015.

The Executive Budget includes General Fund appropriations totaling $1.2 million over the 2015-17 biennium for replacement equipment. Equipment recommended for replacement includes computer hardware and software, chainsaws, handheld radios, satellite phones, shop equipment, three mobile kitchens to be used on wildland fires, and eight vehicles for the Forestry Conservation Camps statewide. In addition, the Governor recommends a one-shot General Fund appropriation of $1.8 million in FY 2016 to fund nine crew carriers.

Finally, the Governor recommends General Fund appropriations for the Forestry Conservation Camp budget totaling $266,504 in FY 2017 for deferred maintenance projects statewide with emphasis on life and safety issues.

FORESTRY INTER-GOVERNMENTAL AGREEMENTS

The Fire Management Program provides for public safety and protection of natural resources and property under the terms of cooperative agreements between the

Nevada Division of Forestry and various federal, state, and local political subdivisions. Through agreements with local governments, various Nevada counties provide funding for personnel, equipment, and operating expenses to ensure wildfire protection and prevention within the county. The 2013 Legislature approved maintaining all-risk emergency response service agreements with Clark (Mt. Charleston area only), Elko, and Eureka counties through no later than June 30, 2015. During the current biennium, Elko and Eureka counties have transitioned out of the division's Inter-Governmental Agreement All-Risk Fire Management (ARFM) program. Clark County is currently the only county remaining in the program, but the county is scheduled to transition out of the program by June 30, 2015.

For the 2015-17 biennium, the Governor proposes to fully eliminate the division's ARFM program. In conjunction with this proposal, The Executive Budget recommends the elimination of 19 positions (1 Battalion Chief, 8 Fire Captains and 10 Firefighter positions) and associated operating costs totaling $5.4 million over the 2015-17 biennium. All positions are funded with county assessments. Of the positions recommended for elimination, 12 are vacant and 7 positions, which are located in Clark County, are filled.

The Executive Budget also includes a one-shot General Fund appropriation of $259,928 in FY 2015 to fund early retirement buyouts for employees funded with county assessments in the Forestry Inter-Governmental Agreements budget that retired early because of the scheduled elimination of the ARFM program by the end of FY 2015.

FORESTRY WILDLIFE FIRE PROTECTION PROGRAM

In place of the Inter-Governmental Agreement All-Risk Fire management program, the 2013 Legislature approved a new voluntary Wildland Fire Protection Program (WFPP) to which several counties have been transitioning. The WFPP provides wildland fire management services to participating entities that voluntarily opt-in, educates and prepares landowners for wildland fires and participates in the rehabilitation efforts to land damaged after a wildland fire. The program is supported primarily by county participation funds. The General Fund appropriations in the WFPP budget support the Division of Forestry's air operations program.

The Governor recommends funding totaling $8.6 million over the 2015-17 biennium. Of the total funding, General Fund appropriations of $864,926 are recommended over the 2015-17 biennium, an increase of 93.4 percent when compared to the $447,248 General Fund appropriations approved by the 2013 Legislature for the 2013-15 biennium. The increase in General Fund appropriations are primarily due to the Governor's recommendations to fund one new Pilot position at a total cost of $221,406 for the 2015-17 biennium and $70,000 for each fiscal year to fund a seasonal contract for two fuel truck drivers for the division's air operations program.

DIVISION OF STATE LANDS

The Division of State Lands acquires land or interests in land, holds, and disposes of all state lands and interests in lands; maintains state land records; provides land-use planning services; develops policies and plans for the use of lands under federal management; and coordinates various state programs at Lake Tahoe. Programs at Lake Tahoe include the Nevada Tahoe Resource Team (NTRT), responsible for the Environmental Improvement Program (EIP) and the Tahoe Mitigation Program. The division is also responsible for the implementation of the Conservation and Resource Protection Grant Program (also known as the Question 1 program). The division is primarily funded with General Fund appropriations and transfers from the Tahoe Mitigation Fund and the Question 1 and the EIP bond programs.

For the 2015-17 biennium, the Governor recommends total funding of $4.0 million, an increase of 2.9 percent when compared to the $3.9 million approved by the Legislature for the 2013-15 biennium. Of the total funding, the Governor recommends General Fund appropriations totaling $2.5 million, an increase of 11 percent when compared to the $2.3 million approved by the Legislature for the 2013-15 biennium.

For the upcoming biennium, The Executive Budget recommends the transfer of two positions from the Division of State Lands budget to the Director's Office Administration budget, which includes a Management Analyst/Program Manager for the Sagebrush Ecosystem Technical team, and a Special Advisor position proposed to be reclassified to a Deputy Administrator. In addition, the Governor recommends a General Fund appropriation of $95,201 in FY 2017 to change the funding source for the agency's Nevada Tahoe Resource Team Program Manager. The agency indicates the proposed funding change is due to reduced availability of bond interest revenues that currently support this position.

NEVADA NATURAL HERITAGE PROGRAM

The Nevada Natural Heritage Program collects information on the occurrences, distribution, and population status of all sensitive species in Nevada. This information is maintained in a system of computerized databases, topographical maps, and manual files, and is provided to state and federal agencies and the private sector. The agency is funded with federal biodiversity funds, federal Land and Water Conservation funds, fees for database information, and transfers from the Nevada Department of Transportation. For the 2015-17 biennium, the Governor recommends total funding of $1.8 million over the 2015-17 biennium, a decrease of 6.6 percent when compared to the $1.9 million approved by the Legislature for the 2013-15 biennium.

DIVISION OF ENVIRONMENTAL PROTECTION

The Division of Environmental Protection (DEP) implements programs authorized and required by the Nevada Legislature and federal laws and enforces regulations adopted by the State Environmental Commission. The division is composed of an Administrative Services office and nine bureaus: Air Pollution Control; Air Quality Planning; Corrective

Actions; Federal Facilities; Mining Regulation and Reclamation; Safe Drinking Water; Waste Management; Water Pollution Control; and Water Quality Planning. The Division of Environmental Protection is primarily funded with fees and federal funds. The Governor recommends total funding of $122.1 million over the 2015-17 biennium, an increase of 8.6 percent when compared to the $112.4 million approved by the Legislature for the 2013-15 biennium.

The Executive Budget recommends $938,228 over the 2015-17 biennium for replacement equipment, as well as $183,832 over the 2015-17 biennium for new equipment. Equipment recommended for replacement includes computer hardware and software, office equipment, air and water monitoring equipment and 13 vehicles. New equipment recommended includes computer hardware and software and water quality monitoring equipment.

As a result of changes in the federal Clean Air act, the Governor recommends $152,522 for the 2015-17 biennium to provide on-site training related to the Clean Air Act New Source Review rules and to purchase sulfate-monitoring equipment, including equipment to calibrate, record data, and to produce pure air for the monitors, and shelters for the equipment.

CAPITAL IMPROVEMENT PROJECTS

The Governor recommends General Fund appropriations of $378,372 for safety upgrades to the Kyle Canyon fire station for the Division of Forestry. In addition, as part of the Statewide Roofing program, General Fund appropriations totaling $252,250 are recommended to replace the roof for a comfort station at Spooner Lake State Park, the residence and machine shop at Berlin Ichthyosaur State Park, the Mormon Fort in Las Vegas and the ramada and adobe brick storage structures at Fort Churchill State Park.

DEPARTMENT OF WILDLIFE

The Nevada Department of Wildlife (NDOW) is responsible for protecting, preserving, managing and restoring wildlife and its habitat for aesthetic, scientific, recreational and economic benefit to residents and visitors. The department administers, enforces and implements the Nevada Boat Act, including the registration and titling of boats, enforcement of laws and regulations, boating safety education and development of public access facilities.

The department is funded primarily from federal programs, licenses and fees, and gifts and donations. General Fund appropriations are also received to support non-game diversity programs and recognize the impact of low-cost licenses. The Governor recommends total funding of $86.7 million in the 2015-17 biennium for the department, which is an increase of $11.2 million, or 14.9 percent, when compared to the $75.4 million approved for the 2013-15 biennium.

The Governor recommends General Fund appropriations totaling $450,000 over the 2015-17 biennium for two public outreach programs related to urban and wildlife management; one focused on bears and the other on coyotes. The program includes: two seasonal positions to handle nuisance animal control activities – one in Eastern Nevada and one in Western Nevada; one seasonal position to handle nuisance control activities for the Game Management Division; and a public relations campaign for coyotes and bears.

The Executive Budget also recommends Sportsmen Revenue to move the department's headquarters staff from their current co-location with the Western Regional Office to separate leased space, thereby providing dedicated space for Headquarters staff and allowing the Western Regional Office to utilize all available space in order to operate more efficiently and effectively. The Executive Budget also recommends Sportsmen Revenue to fund public outreach programs to produce videos for the public and translate certain signs and documents into the Spanish Language; convert the department's existing website, consumer site, and application hunt system to mobile friendly interfaces; and provide two new Management Analyst positions for the Fiscal Services Unit. Finally, The Executive Budget recommends transferring the Air Operations Unit from the Operations account to the Game Management account. In the Operations account, the Air Operations Unit is currently funded with Sportsmen Revenue; however, in the Game Management account, it would be funded with federal funds.

NEVADA DEPARTMENT OF TRANSPORTATION

The Nevada Department of Transportation (NDOT) is funded through a combination of federal funds, dedicated state highway user revenues, and bond issues. The Executive Budget recommends $1.549 billion in total funding for the 2015-17 biennium. This is a 20.8 percent increase when compared to the $1.283 billion approved for the 2013-15 biennium, which includes $100.0 million in bond proceeds approved by the Interim Finance Committee for FY 2014. The Governor's recommendations include state Highway Fund authorizations of $323.0 million in FY 2016 and $325.1 million in FY 2017. The Governor projects federal fund revenue of $320.0 million in each year of the 2015-17 biennium.

The Executive Budget recommends funding for highway construction totaling $418.4 million in each year of the 2015-17 biennium with a combination of federal funds and Highway Fund authorizations. The Executive Budget also recommends bond funding of $100.0 million in FY 2016 and $150.0 million in FY 2017 to finance the start of Project NEON construction in Las Vegas, a project intended to alleviate traffic congestion in the Spaghetti Bowl area. NDOT indicates Project NEON would improve traffic flow in the area by connecting the high occupancy vehicle lanes on U.S. Highway 95 with the express lanes on Interstate 15, adding general purpose lanes on Interstate 15, and reconstructing various interchanges along Interstate 15 in the 3.7 mile corridor south of U.S. Highway 95.

The Executive Budget recommends Highway Fund authorizations of $6.5 million over the 2015-17 biennium to upgrade the department's fueling system, which is comprised of 53 fueling sites throughout the state and used by 86 state and local governmental agencies.

Over the 2015-17 biennium, The Executive Budget recommends Highway Fund authorizations of $22.9 million to fund the maintenance, new construction, and alterations of department-owned facilities, and $10.8 million for routine replacement of existing large equipment. The Governor also recommends Highway Fund authorizations of $6.3 million over the 2015-17 biennium for new equipment, including computers, office furniture, fleet additions, and shop tools.

Nevada Legislative Counsel Bureau
Source of Funds Summary
2015-17 Fiscal Report

	2013-2014 Actual	2014-2015 Work Program	2015-2016 GOVERNOR RECOMMENDS	% Change	2016-2017 GOVERNOR RECOMMENDS	% Change
INFRASTRUCTURE						
COLORADO RIVER COMMISSION						
CRC - COLORADO RIVER COMMISSION	5,031,747	8,747,039	9,730,025	11.24	9,971,348	2.48
BALANCE FORWARD	250,066	3,069,858	2,622,162	-14.58	2,396,922	-8.59
INTERAGENCY TRANSFER	2,518,404	2,718,065	2,962,543	8.99	2,960,591	-.07
OTHER FUND	2,263,277	2,959,116	4,145,320	40.09	4,613,835	11.30
CRC - RESEARCH AND DEVELOPMENT		9,761,646	9,998,397	2.43	9,645,703	-3.53
BALANCE FORWARD	-3,021,816	8,245,483	9,261,646	12.32	8,888,592	-4.03
OTHER FUND	3,021,816	1,516,163	736,751	-51.41	757,111	2.76
CRC - POWER DELIVERY SYSTEM	32,353,256	104,964,450	33,436,088	-68.15	33,138,635	-.89
BALANCE FORWARD	-511,165	722,663	640,853	-11.32	409,682	-36.07
OTHER FUND	32,864,421	104,241,787	32,795,235	-68.54	32,728,953	-.20
CRC - POWER MARKETING FUND	26,632,626	33,171,952	31,154,210	-6.08	31,407,126	.81
BALANCE FORWARD	-41,734	851,011	1,162,025	36.55	1,425,909	22.71
OTHER FUND	26,674,360	32,320,941	29,992,185	-7.21	29,981,217	-.04
TOTAL COLORADO RIVER COMMISSION	64,017,629	156,645,087	84,318,720	-46.17	84,162,812	-.18
BALANCE FORWARD	-3,324,649	12,889,015	13,686,686	6.19	13,121,105	-4.13
INTERAGENCY TRANSFER	2,518,404	2,718,065	2,962,543	8.99	2,960,591	-.07
OTHER FUND	64,823,874	141,038,007	67,669,491	-52.02	68,081,116	.61
CONSERVATION & NATURAL RESOURCES						
DCNR - ADMINISTRATION	1,090,370	1,120,073	2,941,706	162.64	2,866,955	-2.54
GENERAL FUND	435,034	448,090	2,259,376	404.22	2,235,542	-1.05
BALANCE FORWARD	9,165	20,374				
INTERAGENCY TRANSFER	487,649	519,978	682,040	31.17	631,123	-7.47
OTHER FUND	162,215	131,631	290	-99.78	290	
REVERSIONS	-3,693					
DCNR - STATE ENVIRONMENTAL COMMISSION	168,969	113,886	176,409	54.90	176,409	.00
INTERAGENCY TRANSFER	9,284	12,332	10,421	-15.50	10,421	
OTHER FUND	159,685	101,554	165,988	63.45	165,988	
DCNR - FORESTRY	11,449,627	14,781,191	8,023,128	-45.72	9,524,957	18.72
GENERAL FUND	3,764,892	3,727,520	5,248,380	40.80	6,951,885	32.46
BALANCE FORWARD	960,659	606,167	403,037	-33.51	403,037	
FEDERAL FUND	5,238,966	8,792,883	1,315,632	-85.04	1,084,932	-17.54
INTERAGENCY TRANSFER	1,757,292	1,126,757	482,346	-57.19	506,390	4.98
OTHER FUND	543,657	527,864	573,733	8.69	578,713	.87
REVERSIONS	-815,839					
DCNR - FOREST FIRE SUPPRESSION	8,404,934	7,713,987	18,237,183	136.42	8,319,155	-54.38
GENERAL FUND	2,499,636	2,499,636	7,923,398	216.98	2,502,771	-68.41
BALANCE FORWARD	1,494,071	1,672,494	1,922,494	14.95	1,922,494	
FEDERAL FUND	43,502	636,125	5,208,012	718.71	708,012	-86.41
INTERAGENCY TRANSFER	11,581		33,254		33,254	
OTHER FUND	4,356,144	2,905,732	3,150,025	8.41	3,152,624	.08

Nevada Legislative Counsel Bureau
Source of Funds Summary
2015-17 Fiscal Report

	2013-2014 Actual	2014-2015 Work Program	2015-2016 GOVERNOR RECOMMENDS	% Change	2016-2017 GOVERNOR RECOMMENDS	% Change
DCNR - FORESTRY CONSERVATION CAMPS	9,151,398	10,305,207	8,777,502	-14.82	10,453,044	19.09
GENERAL FUND	5,184,324	5,071,469	5,072,610	.02	6,701,620	32.11
BALANCE FORWARD	799,766	1,760,000				
OTHER FUND	3,628,622	3,473,738	3,704,892	6.65	3,751,424	1.26
REVERSIONS	-461,314					
DCNR - FORESTRY INTER-GOVERNMENTAL AGREEMENTS	3,052,777	2,686,619				
BALANCE FORWARD	71,278	690,914				
OTHER FUND	2,981,499	1,995,705				
DCNR - FORESTRY - WILDLAND FIRE PROTECTION PRGM	665,304	3,242,536	4,047,112	24.81	4,533,373	12.02
GENERAL FUND	182,774	264,474	419,621	58.66	445,305	6.12
BALANCE FORWARD	-703,061	703,062	1,352,491	92.37	1,813,068	34.05
OTHER FUND	1,252,500	2,275,000	2,275,000		2,275,000	
REVERSIONS	-66,909					
DCNR - FORESTRY NURSERIES	747,532	1,338,069	1,169,180	-12.62	1,187,404	1.56
BALANCE FORWARD	-45,780	335,034	302,237	-9.79	313,253	3.64
INTERAGENCY TRANSFER	72,875	84,887	91,473	7.76	92,469	1.09
OTHER FUND	720,437	918,148	775,470	-15.54	781,682	.80
DCNR - STATE PARKS	10,670,497	12,336,481	13,316,471	7.94	13,796,421	3.60
GENERAL FUND	3,781,962	3,552,837	4,752,927	33.78	5,285,254	11.20
BALANCE FORWARD	270,914	1,843,805				
FEDERAL FUND	328,072	538,730	324,152	-39.83	275,560	-14.99
INTERAGENCY TRANSFER	1,120,664	1,066,402	1,134,087	6.35	1,141,553	.66
OTHER FUND	5,335,750	5,334,707	7,105,305	33.19	7,094,054	-.16
REVERSIONS	-166,865					
DCNR - WATER RESOURCES	6,185,261	8,078,370	7,773,150	-3.78	7,550,522	-2.86
GENERAL FUND	4,084,214	1,902,301	1,902,301		2,700,000	41.93
BALANCE FORWARD	-1,903,816	1,903,820	1,955,271	2.70	970,104	-50.39
FEDERAL FUND	140,209	305,154	136,616	-55.23	135,161	-1.07
INTERAGENCY TRANSFER	3,842,336	254,128	3,734,962	1,369.72	3,701,257	-.90
OTHER FUND	22,318	3,712,967	44,000	-98.81	44,000	
DCNR - STATE LANDS	1,634,397	1,991,294	1,959,940	-1.57	2,037,114	3.94
GENERAL FUND	1,167,878	1,148,927	1,200,589	4.50	1,337,708	11.42
BALANCE FORWARD	-13,322	31,920	13,337	-58.22	13,337	
INTERAGENCY TRANSFER	466,379	488,733	416,259	-14.83	329,580	-20.82
OTHER FUND	90,757	321,714	329,755	2.50	356,489	8.11
REVERSIONS	-77,295					
DCNR - NEVADA TAHOE REGIONAL PLANNING AGENCY	475	1,318	1,319	.08	1,319	.00
GENERAL FUND	1,318	1,318	1,319	.08	1,319	
REVERSIONS	-843					

Nevada Legislative Counsel Bureau
Source of Funds Summary
2015-17 Fiscal Report

	2013-2014 Actual	2014-2015 Work Program	2015-2016 GOVERNOR RECOMMENDS	% Change	2016-2017 GOVERNOR RECOMMENDS	% Change
DCNR - CONSERVATION DISTRICTS PROGRAM	417,349	536,550	542,238	1.06	590,736	8.94
GENERAL FUND	297,725	301,804	542,238	79.67	590,736	8.94
BALANCE FORWARD	-22,434	22,434				
FEDERAL FUND	5,272	60,000				
INTERAGENCY TRANSFER	174,746	152,312				
REVERSIONS	-37,960					
DCNR - NEVADA NATURAL HERITAGE	787,273	991,127	960,414	-3.10	807,454	-15.93
BALANCE FORWARD	-24,206	113,054	152,171	34.60	157,179	3.29
FEDERAL FUND	82,705	168,836	15,000	-91.12	16,578	10.52
INTERAGENCY TRANSFER	661,389	675,118	760,339	12.62	620,793	-18.35
OTHER FUND	67,385	34,119	32,904	-3.56	12,904	-60.78
DCNR - DEP ADMINISTRATION	5,848,386	7,172,658	8,215,465	14.54	7,818,473	-4.83
BALANCE FORWARD	-622,185	864,707	1,016,912	17.60	1,083,901	6.59
FEDERAL FUND	2,301,519	2,114,186	2,540,678	20.17	2,000,000	-21.28
INTERAGENCY TRANSFER	4,169,052	4,193,765	4,657,875	11.07	4,734,572	1.65
DCNR - DEP AIR QUALITY	6,673,458	8,964,659	8,618,785	-3.86	8,215,203	-4.68
BALANCE FORWARD	-209,381	771,152	1,328,827	72.32	892,266	-32.85
FEDERAL FUND	1,041,834	880,742	851,847	-3.28	851,847	
INTERAGENCY TRANSFER	2,480,881	2,740,974	2,499,513	-8.81	2,509,942	.42
OTHER FUND	3,360,124	4,571,791	3,938,598	-13.85	3,961,148	.57
DCNR - DEP WATER POLLUTION CONTROL	3,920,559	7,354,229	7,456,986	1.40	7,276,518	-2.42
BALANCE FORWARD	-232,916	3,233,472	3,284,623	1.58	3,298,149	.41
FEDERAL FUND	198,256	328,109	265,173	-19.18	265,176	.00
INTERAGENCY TRANSFER	970,900	971,171	948,401	-2.34	756,204	-20.27
OTHER FUND	2,984,319	2,821,477	2,958,789	4.87	2,956,989	-.06
DCNR - DEP WASTE MGMT AND CORRECTIVE ACTION	11,292,853	18,910,791	16,260,578	-14.01	16,189,961	-.43
BALANCE FORWARD	-471,528	719,826	1,128,441	56.77	854,787	-24.25
FEDERAL FUND	4,196,488	4,729,097	4,812,606	1.77	4,794,351	-.38
OTHER FUND	7,567,893	13,461,868	10,319,531	-23.34	10,540,823	2.14
DCNR - DEP MINING REGULATION/RECLAMATION	2,424,784	7,183,364	8,051,633	12.09	8,818,451	9.52
BALANCE FORWARD	-727,410	4,659,321	4,715,719	1.21	5,465,038	15.89
OTHER FUND	3,152,194	2,524,043	3,335,914	32.17	3,353,413	.52
DCNR - DEP STATE REVOLVING FUND - ADMIN	2,295,526	3,388,290	3,709,989	9.49	3,951,022	6.50
BALANCE FORWARD	-125,684	762,544	903,023	18.42	1,028,707	13.92
FEDERAL FUND	2,295,525	2,485,448	2,681,281	7.88	2,796,630	4.30
OTHER FUND	125,685	140,298	125,685	-10.42	125,685	
DCNR - DEP WATER QUALITY PLANNING	3,873,201	5,780,323	3,509,834	-39.28	3,547,564	1.07
BALANCE FORWARD		27,392	168,772	516.14	171,807	1.80
FEDERAL FUND	3,148,282	4,792,295	2,660,984	-44.47	2,690,853	1.12
INTERAGENCY TRANSFER	724,919	960,636	680,078	-29.21	684,904	.71

Nevada Legislative Counsel Bureau
Source of Funds Summary
2015-17 Fiscal Report

	2013-2014 Actual	2014-2015 Work Program	2015-2016 GOVERNOR RECOMMENDS	% Change	2016-2017 GOVERNOR RECOMMENDS	% Change
DCNR - DEP SAFE DRINKING WATER REGULATORY PROGRAM	3,014,323	5,102,742	4,941,276	-3.16	4,891,115	-1.02
BALANCE FORWARD	-50,827	1,591,680	1,661,435	4.38	1,592,626	-4.14
FEDERAL FUND	799,999	834,000	799,999	-4.08	799,999	
INTERAGENCY TRANSFER	1,264,860	1,649,007	1,478,963	-10.31	1,498,239	1.30
OTHER FUND	1,000,291	1,028,055	1,000,879	-2.64	1,000,251	-.06
DCNR - DEP WATER PLANNING CAP IMPROVEMENT	20,086	169,451	125,102	-26.17	129,011	3.12
BALANCE FORWARD	20,086	59,644	67,365	12.95	18,288	-72.85
OTHER FUND		109,807	57,737	-47.42	110,723	91.77
DCNR - STATE HISTORIC PRESERVATION OFFICE	1,489,234	1,486,885	1,192,881	-19.77	1,181,847	-.92
GENERAL FUND	304,861	295,481	368,489	24.71	364,662	-1.04
BALANCE FORWARD	15,075	15,000				
FEDERAL FUND	992,009	953,991	720,354	-24.49	728,253	1.10
INTERAGENCY TRANSFER	133,189	181,513	60,000	-66.94	44,995	-25.01
OTHER FUND	44,100	40,900	44,038	7.67	43,937	-.23
DCNR - HISTORIC PRES - COMSTOCK HISTORIC DISTRICT	164,874	166,918	195,807	17.31	217,784	11.22
GENERAL FUND	164,959	166,918	195,807	17.31	217,784	11.22
REVERSIONS	-85					
TOTAL CONSERVATION & NATURAL RESOURCES	95,443,447	130,917,018	130,204,088	-.54	124,081,812	-4.70
GENERAL FUND	21,869,577	19,380,775	29,887,055	54.21	29,334,586	-1.85
BALANCE FORWARD	-1,511,536	22,407,816	20,376,155	-9.07	19,998,041	-1.86
FEDERAL FUND	20,812,638	27,619,596	22,332,334	-19.14	17,147,352	-23.22
INTERAGENCY TRANSFER	18,347,996	15,077,713	17,670,011	17.19	17,295,696	-2.12
OTHER FUND	37,555,575	46,431,118	39,938,533	-13.98	40,306,137	.92
REVERSIONS	-1,630,803					
DEPARTMENT OF WILDLIFE						
WILDLIFE - DIRECTOR'S OFFICE	3,576,469	3,505,529	4,088,582	16.63	4,141,812	1.30
FEDERAL FUND	61,352	55,840	97,148	73.98	97,126	-.02
INTERAGENCY TRANSFER	3,515,117	3,449,689	3,991,434	15.70	4,044,686	1.33
WILDLIFE - OPERATIONS	7,969,192	6,862,954	8,339,309	21.51	7,859,354	-5.76
FEDERAL FUND	1,748,683	1,493,393	1,240,180	-16.96	1,156,081	-6.78
INTERAGENCY TRANSFER	6,192,939	5,345,241	7,074,770	32.36	6,678,901	-5.60
OTHER FUND	27,570	24,320	24,359	.16	24,372	.05
WILDLIFE - CONSERVATION EDUCATION	2,129,557	2,543,074	2,500,986	-1.66	2,457,859	-1.72
GENERAL FUND			96,089		96,089	
FEDERAL FUND	1,149,780	1,295,812	1,089,555	-15.92	1,072,309	-1.58
INTERAGENCY TRANSFER	979,777	1,218,856	1,295,901	6.32	1,270,729	-1.94
OTHER FUND		28,406	19,441	-31.56	18,732	-3.65
WILDLIFE - LAW ENFORCEMENT	6,323,162	7,178,735	7,146,081	-.45	7,276,013	1.82
GENERAL FUND			63,221		55,565	-12.11
FEDERAL FUND	808,796	850,214	890,430	4.73	912,434	2.47
INTERAGENCY TRANSFER	5,309,186	6,057,740	6,012,371	-.75	6,127,213	1.91
OTHER FUND	205,180	270,781	180,059	-33.50	180,801	.41

Nevada Legislative Counsel Bureau
Source of Funds Summary
2015-17 Fiscal Report

	2013-2014 Actual	2014-2015 Work Program	2015-2016 GOVERNOR RECOMMENDS	% Change	2016-2017 GOVERNOR RECOMMENDS	% Change
WILDLIFE - GAME MANAGEMENT	4,979,638	5,053,013	6,334,237	25.36	6,242,554	-1.45
GENERAL FUND			71,404		68,607	-3.92
FEDERAL FUND	2,921,185	2,960,964	4,237,522	43.11	4,143,064	-2.23
INTERAGENCY TRANSFER	2,058,453	2,092,049	2,025,311	-3.19	2,030,883	.28
WILDLIFE - FISHERIES MANAGEMENT	6,974,628	7,747,404	7,082,704	-8.58	7,020,980	-.87
GENERAL FUND	149,892	149,892	150,918	.68	151,001	.05
FEDERAL FUND	4,124,500	5,382,259	5,176,326	-3.83	5,220,488	.85
INTERAGENCY TRANSFER	2,650,673	2,215,253	1,755,460	-20.76	1,649,491	-6.04
OTHER FUND	49,563					
WILDLIFE - DIVERSITY	2,014,093	2,386,761	2,104,426	-11.83	2,073,312	-1.48
GENERAL FUND	344,873	344,873	347,163	.66	346,971	-.06
FEDERAL FUND	1,272,343	1,731,954	1,457,869	-15.83	1,438,732	-1.31
INTERAGENCY TRANSFER	396,877	309,934	299,394	-3.40	287,609	-3.94
WILDLIFE - HABITAT	5,587,890	6,355,728	5,923,563	-6.80	6,071,401	2.50
FEDERAL FUND	2,961,721	3,854,838	3,551,485	-7.87	3,657,632	2.99
INTERAGENCY TRANSFER	2,459,830	2,475,890	2,222,078	-10.25	2,263,769	1.88
OTHER FUND	166,339	25,000	150,000	500.00	150,000	
TOTAL DEPARTMENT OF WILDLIFE	39,554,629	41,633,198	43,519,888	4.53	43,143,285	-.87
GENERAL FUND	494,765	494,765	728,795	47.30	718,233	-1.45
FEDERAL FUND	15,048,360	17,625,274	17,740,515	.65	17,697,866	-.24
INTERAGENCY TRANSFER	23,562,852	23,164,652	24,676,719	6.53	24,353,281	-1.31
OTHER FUND	448,652	348,507	373,859	7.27	373,905	.01
DEPARTMENT OF TRANSPORTATION						
NDOT - BOND CONSTRUCTION	5,927,852	94,090,812	100,000,000	6.28	150,000,000	50.00
BALANCE FORWARD	-94,090,812	94,090,812				
OTHER FUND	100,018,664		100,000,000		150,000,000	50.00
NDOT - TRANSPORTATION ADMINISTRATION	498,043,525	616,298,182	648,678,159	5.25	650,735,563	.32
BALANCE FORWARD	78,322	625,867				
FEDERAL FUND	330,696,055	326,007,645	320,000,000	-1.84	320,000,000	
HIGHWAY FUND	274,517,967	283,544,258	323,047,739	13.93	325,053,834	.62
INTERAGENCY TRANSFER	12,726,594	5,199,817	4,855,025	-6.63	4,906,334	1.06
OTHER FUND	207,702	920,595	775,395	-15.77	775,395	
REVERSIONS	-120,183,115					
TOTAL DEPARTMENT OF TRANSPORTATION	503,971,377	710,388,994	748,678,159	5.39	800,735,563	6.95
BALANCE FORWARD	-94,012,490	94,716,679				
FEDERAL FUND	330,696,055	326,007,645	320,000,000	-1.84	320,000,000	
HIGHWAY FUND	274,517,967	283,544,258	323,047,739	13.93	325,053,834	.62
INTERAGENCY TRANSFER	12,726,594	5,199,817	4,855,025	-6.63	4,906,334	1.06
OTHER FUND	100,226,366	920,595	100,775,395	10,846.77	150,775,395	49.62
REVERSIONS	-120,183,115					

Nevada Legislative Counsel Bureau
Source of Funds Summary
2015-17 Fiscal Report

	2013-2014 Actual	2014-2015 Work Program	2015-2016 GOVERNOR RECOMMENDS	% Change	2016-2017 GOVERNOR RECOMMENDS	% Change
TAHOE REGIONAL PLANNING AGENCY						
TAHOE REGIONAL PLANNING AGENCY	15,728,859	15,728,859	17,168,859	9.16	16,528,859	-3.73
GENERAL FUND	1,118,532	1,107,532	1,831,166	65.34	1,511,166	-17.48
INTERAGENCY TRANSFER	419,021	419,021	419,021		419,021	
OTHER FUND	14,191,306	14,202,306	14,918,672	5.04	14,598,672	-2.14
TOTAL TAHOE REGIONAL PLANNING AGENCY	15,728,859	15,728,859	17,168,859	9.16	16,528,859	-3.73
GENERAL FUND	1,118,532	1,107,532	1,831,166	65.34	1,511,166	-17.48
INTERAGENCY TRANSFER	419,021	419,021	419,021		419,021	
OTHER FUND	14,191,306	14,202,306	14,918,672	5.04	14,598,672	-2.14
INFRASTRUCTURE						
GENERAL FUND	23,482,874	20,983,072	32,447,016	54.63	31,563,985	-2.72
BALANCE FORWARD	-98,848,675	130,013,510	34,062,841	-73.80	33,119,146	-2.77
FEDERAL FUND	366,557,053	371,252,515	360,072,849	-3.01	354,845,218	-1.45
HIGHWAY FUND	274,517,967	283,544,258	323,047,739	13.93	325,053,834	.62
INTERAGENCY TRANSFER	57,574,867	46,579,268	50,583,319	8.60	49,934,923	-1.28
OTHER FUND	217,245,773	202,940,533	223,675,950	10.22	274,135,225	22.56
REVERSIONS	-121,813,918					
TOTAL FOR INFRASTRUCTURE	718,715,941	1,055,313,156	1,023,889,714	-2.98	1,068,652,331	4.37
Less: INTER-AGENCY TRANSFER	57,574,867	46,579,268	50,583,319	8.60	49,934,923	-1.28
NET INFRASTRUCTURE	661,141,074	1,008,733,888	973,306,395	-3.51	1,018,717,408	4.67

SPECIAL PURPOSE AGENCIES

Special purpose agencies have a specialized function or have a different statutory relationship to the Executive Branch of government than most state agencies. This group includes the Public Employees' Retirement System, which serves both state and local governments, the Public Employees' Benefits Program, the Nevada Public Employees' Deferred Compensation Program, the Office of the Military, the Office of Veterans' Services and the Silver State Health Insurance Exchange.

The Governor has recommended General Fund support for special purpose agencies totaling $5.6 million in FY 2016, an increase of 7.5 percent compared to the legislatively approved amount of $5.2 million for FY 2015, and $6.0 million in FY 2017, which represents an increase of 7.0 percent over amounts recommended in FY 2016. Amounts recommended from all funding sources total $325.5 million in FY 2016, which is a 2.6 percent increase from the FY 2015 approved amount of $317.1 million, and $293.7 million in FY 2017, which represents a decrease of 9.8 percent from FY 2016, after interagency transfers are deducted.

PUBLIC EMPLOYEES' RETIREMENT SYSTEM

The Public Employees' Retirement System (PERS) provides retirement, disability and death benefits to long-term employees. PERS includes employees of Nevada counties, cities, school districts, state government, and miscellaneous public employers. The retirement system's budget is not subject to the Budget Act or to review by the Budget Division, but is included in The Executive Budget for review by the Legislature. The requested level of funding is provided through an administrative assessment charged to each member and benefit recipient. PERS is requesting a total of $10.9 million in FY 2016 and $11.2 million in FY 2017 to support its operations.

PERS actuary has determined that retirement contribution rates for regular members in the Employer Pay Plan should be increased by 2.25 percent, from 25.75 percent to 28.00 percent, effective July 1, 2015. For regular members in the Employee/Employer Pay Plan, contribution rates need to be increased by 1.25 percent, from 13.25 percent to 14.50 percent for both the employer and the employee. For all police/fire members no change in contribution rates are recommended under the Employer Pay Plan or Employee/Employer Pay Plan, which are currently set at 40.50 percent and 20.75 percent, respectively. Since the employer and employee are each responsible for one-half of any increase or decrease in the retirement contribution rate, The Executive Budget increases the contribution rate for regular members in the Employer Pay Plan by 1.25 percent, with the remaining cost related to the increased retirement contribution being financed by a decrease of 1.25 percent in employee compensation, effective July 1, 2015.

PUBLIC EMPLOYEES' BENEFITS PROGRAM

The Public Employees' Benefits Program (PEBP) provides various insurance coverages for state employees, state retirees who are ineligible for Medicare, and their dependents, if the participant chooses to cover their dependents. Retirees who are eligible for Medicare receive a contribution they may use toward a health insurance plan of their choosing via the Individual Medicare Market Exchange (OneExchange). In addition, any non-state public agency can join the program to provide coverage for their employees, retirees and dependents. The insurance coverages provided include health (medical, dental, prescription), life, accidental death and dismemberment, and long-term disability. Other voluntary optional insurance coverages are available for those participants who elect to purchase additional coverage.

The largest portion of the program is health insurance, which currently provides medical, dental, and prescription coverage. The majority of this health coverage is self-insured via a High Deductible Health Plan (HDHP) with healthcare services provided through a Preferred Provider Organization (PPO) network. This plan is also referred to as a Consumer Driven Health Plan (CDHP). Participants can elect a Health Maintenance Organization (HMO) plan rather than the self-funded PPO plan. Accidental death and dismemberment, long-term disability, and life insurance benefits are fully insured by outside carriers.

Funding for PEBP is provided by the state contribution for active and retired employee participants, premiums paid by plan participants, miscellaneous revenue (e.g., application fees from entities wishing to participate, pharmacy rebates, Medicare Part D rebates) and Treasurer's interest. While there is no direct General Fund appropriations support in this account, a significant portion of the state contribution for state employees and retirees is funded through budget accounts supported with General Fund appropriations.

The plan maintains actuarially determined reserves to cover Health Reimbursement Arrangement (HRA) account future expenditures, Incurred But Not Reported (IBNR) claims and Catastrophic claims. The HRA reserve serves as a holding account for unexpended prior year contributions and provides cash flow in the current year. The IBNR reserve provides cash flow should the plan receive claims in excess of available operating cash. The Catastrophic Reserve pays extraordinarily large claims to decrease volatility and avoid disruptions to the rates in the following plan year. Positive claims experience may result in excess cash, which is placed into the Excess Reserve (Reserve) category.

PLAN REVENUES

For the 2015-17 biennium, the Governor recommends that total plan revenues, net of balance forwards, decrease by $46.9 million or 6.7 percent to $652.0 million when compared to the $698.8 million in total revenues approved by the 2013 Legislature. Specific to the state's contribution and employee (active and retiree) premium revenues, PEBP's primary revenues, the Governor recommends that these cumulatively decrease

by $46.5 million or 6.7 percent to $649.1 million when compared to the $695.6 million approved by the 2013 Legislature. Employee premium revenues are budgeted to decrease by $30.1 million or 14.4 percent. Additionally, the state subsidy contribution is budgeted to decrease by $16.3 million or 3.4 percent.

PLAN OPERATING EXPENDITURES

Overall, the Governor recommends flat operating expenditures and reserves for the Public Employees' Benefits Program. For the 2015-17 biennium, The Executive Budget recommends operating expenditures, excluding HRA, IBNR, Catastrophic and Excess reserves, totaling $354.0 million for FY 2016 and $370.8 million for FY 2017, for a biennial total of $724.8 million, which is a $3.1 million or 0.4 percent increase over the $721.6 million in operating expenditures approved for the 2013-15 biennium by the 2013 Legislature.

The Executive Budget projects self-insured claims costs of $155.3 million in FY 2016 and $159.1 million in FY 2017. As compared to FY 2014's actual expenditures of $145.0 million, FY 2016 represents a 7.1 percent or $10.3 million increase while FY 2017 represents a 9.7 percent or $14.1 million increase. The self-insured claims costs are based upon actuarial projections.

PLAN OPERATING RESERVES

The plan's operating reserves, the HRA, IBNR, Catastrophic and Excess reserves, are budgeted to cumulatively decrease in the 2015-17 biennium by 1.4 percent or $3.1 million in comparison to PEBP's 2013-15 legislatively approved reserve levels. Each reserve balance is also based upon actuarial projection. The Executive Budget utilizes $50.5 million in available excess reserves to maintain the plan design as well as an additional $53.0 million of excess reserves to fund projected medical, dental and prescription inflation in the 2015-17 biennium. Excess reserves available at the end of FY 2017 to balance forward into FY 2018 are budgeted at $473,446.

PLAN DESIGN

The Executive Budget does not include major plan design changes for the 2015-17 biennium. The Governor recommends continuation of the Preferred Provider Organization-structured (PPO) High Deductible Health Plan (HDHP) and the Health Maintenance Organization (HMO) plan. Additionally, The Executive Budget continues the following plan elements implemented by the PEBP Board for Plan Year 2015 (July 1, 2014 – June 30, 2015):

a) Subsidies: The monthly health insurance premium subsidy for state active employees on the High Deductible Health Plan (HDHP) preferred provider organization (PPO) would continue at 93 percent; the health maintenance organization (HMO) subsidy would remain 78 percent. For state non-Medicare retirees, the base subsidy percentage (15 years of service credit) recommended would continue at 64 percent for the primary insured on the Consumer Driven

Health Plan (CDHP) PPO, and 49 percent on the HMO. Dependent subsidies are set at 20 percent less than that for the primary insured, i.e., 73 percent for active dependents and 44 percent for retiree dependents on the PPO plan. For participants who elect to join the HMO instead of the PPO, the subsidy is set at 15 percent less than the subsidy for the PPO to reflect the differences in deductibles, out-of-pocket expenses and coinsurance percentages and thresholds.

b) Deductibles: For the CDHP PPO, the deductible would be $1,500/Individual and $3,000/Family while the out-of-pocket maximums would remain at $3,900/Individual and $7,800/Family.

c) Coinsurance: The coinsurance rate would be 80 percent once the deductible was satisfied.

d) Health Savings Account (HSA) Contribution: An additional one-time HSA contribution of $400 per primary insured CDHP participant and an additional one-time HSA contribution of $100 per dependent per primary insured CDHP participant. These are in addition to the $700 (primary)/$200 (dependent) "base" contribution to each active's and retiree's HSA or Health Reimbursement Arrangement (HRA).

e) Health Reimbursement Arrangement Contribution: An additional one-time HRA contribution of $2 per month per Year of Service (YOS) for Medicare retirees.

f) Dental Benefit: The maximum annual dental benefit would be $1,500.

g) Vision Benefit: One annual vision exam would be funded.

h) Life Insurance: Life insurance would be $25,000 for actives and $12,500 for retirees.

Additionally, preventive care would continue to be covered at 100 percent and the Wellness program would be continued with the associated $50 per month (maximum per primary participant) premium reduction. The rates for the Northern and Southern HMOs would continue to be blended to have a single statewide HMO premium.

STATE RETIRED EMPLOYEE GROUP INSURANCE CONTRIBUTION

The Retired Employee Group Insurance (REGI) program was designed to defray a portion of health insurance premiums for employees who retire from state service and continue to participate in the state's group insurance plan. Funding for the program is through payroll assessments to state agencies to cover the costs of the state subsidy of both non-Medicare retiree subsidies as well as Medicare retiree contributions.

The REGI assessment is calculated as a percentage of gross payroll in each budget account. For FY 2016, the recommended assessment is 2.22 percent, and for FY 2017 the recommended assessment is 2.26 percent. Both assessments are a decrease

from the 2.66 percent assessed in FY 2015. The following table shows the agency's calculation of the base subsidy for state non-Medicare retirees, which, pursuant to *Nevada Revised Statutes* 287.046, equates to 15 Years of Service (YOS). Due to differences in participant tier and plan costs, the base subsidy is also a "composite" amount.

Prior Fiscal Year and the Recommended Base Per Person Per Month (PPPM) State Subsidy for State Non-Medicare Retirees (at 15 Years of Service) for the 2015-17 Biennium					
FY 2012 State REGI PPPM Contribution	FY 2013 State REGI PPPM Contribution	FY 2014 State REGI PPPM Contribution	FY 2015 State REGI PPPM Contribution	FY 2016 Projected State REGI PPPM Contribution (Gov. Rec.)	FY 2017 Projected State REGI PPPM Contribution (Gov. Rec.)
$ 418.42	$ 473.47	$ 452.26	$ 462.20	**$ 426.14**	**$ 424.94**
% Change	13.2%	-4.5%	2.2%	**-7.8%**	**-0.3%**

Nevada Revised Statutes 287.046 provides that retirees who retired prior to January 1, 1994, are entitled to 100 percent of the base subsidy amount to be applied against the total premium for insurance coverage. For FY 2015 the base subsidy was $462.20. Retirees who retired on or after January 1, 1994, but who were hired before January 1, 2010, are entitled to 25 percent of the base subsidy amount for 5 YOS and 7.5 percent for each additional year of service up to 20 YOS, which equates to 137.5 percent of the base subsidy amount. However, also pursuant to NRS 287.046, retirees who were hired between January 1, 2010, and December 31, 2011, must have 15 or more YOS to obtain the retiree base subsidy for health insurance. Finally, employees initially hired on or after January 1, 2012, do not receive any retiree subsidy, but can utilize the funds accrued in their Health Savings Accounts to pay retiree health premiums.

STATE ACTIVE EMPLOYEES' GROUP INSURANCE CONTRIBUTION

The Active Employees' Group Insurance (AEGIS) budget was established by the 2007 Legislature as a mechanism to collect contributions made by each state entity for the benefit of their active employees. The contributions defray a portion of the individual insurance premiums for active employees in state government who participate in PEBP. Assessments on filled positions are charged to all state agencies, boards and commissions, the Legislative and Judicial Branches, the Public Employees' Retirement System, and the Nevada System of Higher Education.

The per person per month (PPPM) monthly contribution is a "composite" amount based upon the total number of active employees and dependents enrolled by "tier" (participant only, participant + spouse, participant + family) and plan (PPO or HMO).

The AEGIS is assessed on a per person per month basis on each agency's filled positions.

Prior Fiscal Year and the Recommended Per Person Per Month (PPPM) State Contribution for Active Employees for the 2015-17 Biennium					
FY 2012 State AEGIS PPPM Contribution	FY 2013 State AEGIS PPPM Contribution	FY 2014 State AEGIS PPPM Contribution	FY 2015 State AEGIS PPPM Contribution	FY 2016 State AEGIS PPPM Contribution (Gov. Rec.)	FY 2017 State AEGIS PPPM Contribution (Gov. Rec.)
$ 644.81	$ 733.64	$ 688.37	$ 695.35	**$ 719.66**	**$ 694.20**
% Change	13.8%	-6.2%	1.0%	**3.5%**	**-3.5%**

The Governor's Office proposes to enact a two-month AEGIS holiday in FY 2015 to generate $20.0 million in General Fund-supported, AEGIS state subsidy contributions to improve the FY 2015 ending fund balance. These state agency contributions would otherwise be collected by PEBP and, if unexpended in part or whole, be available to reduce the needed PPPM state subsidy contribution in FY 2016 or both FY 2016 and FY 2017. The projected impact of the two-month AEGIS holiday is reflected in the increase in the FY 2016 AEGIS PPPM contribution.

PLAN INFLATION ADJUSTMENTS

The Governor recommends adjustments for preferred provider organization (PPO) medical trend, dental trend, prescription drug trend increases and health maintenance organization (HMO) plan inflation. "Trend" includes both inflation and utilization and is based upon actuarial projection. The fiscal impact of this adjustment is approximately $18.1 million in FY 2016 and $36.7 million in FY 2017. The Governor recommends funding these inflation adjustments primarily through excess reserves.

Projected Trend Inflationary Increases for Fiscal Year 2016 and Fiscal Year 2017 as Budgeted in The Executive Budget for the 2015-17 Biennium				
INFLATION TYPE	FY 2014 Actual	FY 2015 Budgeted	FY 2016 Projected (Gov. Rec.)	FY 2017 Projected (Gov. Rec.)
PPO - Medical	-0.24	8.0%	**6.0%**	**6.0%**
PPO - Prescription/Pharmaceutical	17.7	8.0%	**6.0%**	**6.0%**
PPO - Dental	3.1	3.5%	**3.0%**	**3.0%**
HMO Plan	n/a	9.5%	**6.0%**	**8.0%**

The Executive Budget also includes $2.4 million in FY 2017 to account for projected premium increases in the cost of Medicare Supplement (4-6 percent), Medicare Advantage (3-5 percent) and Medicare prescription drug plans (3-5 percent). As budgeted, $1.7 million is recommended to be funded with state subsidies while the $672,637 balance represents premium payments by the non-state employers (primarily school districts) and from whom the non-state retiree retired. Medicare-eligible retirees' HRA accounts are recommended to receive an additional $1 per month per year of service contribution (to $12.00 per YOS).

STATE ACTIVE AND RETIREE CASELOAD CHANGES

To address projected changes in the number of state active and retiree participants over the biennium, The Executive Budget recommends (M-200 decision unit) a decrease in state subsidy contributions of $2.6 million in FY 2016 and $5.5 million in FY 2017 and increases in premium income of $9.0 million and $11.7 million in FY 2016 and FY 2017, respectively. Overall, net revenues increase by $6.4 million in FY 2016 and $6.1 million in FY 2017. The recommended funding represents increased plan administrative (contract) costs and projected increases in medical claims costs over the biennium.

Additionally, as included in The Executive Budget, the M-200 decision unit has been utilized to balance total budgeted revenues to reflect a 2015-17 biennium revenue mix of 72.0 percent state subsidies and 28 percent premium income (excluding the balance forward of reserves, all other revenues represent 0.43 percent in FY 2016 and FY 2017). In general, the 72.0 – 28.0 percentages represent the distribution of total participant costs based upon tier and plan type for state and non-state participants. As a result, state subsidy revenues have been decreased and premium income revenues increased in relation to the amount each revenue source would have otherwise been apportioned based upon the percentages. If the M-200 had not been utilized for balancing, state subsidies would have funded $4.6 million and $4.4 million in FY 2016 and FY 2017, respectively. Correspondingly, premium income would have funded $1.8 million and $1.7 million, respectively.

NON-STATE ACTIVES AND RETIREES

The Executive Budget recommends a decrease in premium income revenues of $10.0 million in FY 2016 and $13.7 million in FY 2017 to reflect the projected decrease in the total number of non-state actives and retirees participating in PEBP and the associated reductions in medical claims and plan contract administrative costs in the 2015-17 biennium. In total, non-state participants are projected to decline from 7,597 participants in FY 2015 to 6,790 participants in FY 2017. This is a net reduction of 807 participants or 10.6 percent over the 2015-17 biennium. Of the total participants, only six are non-state actives in FY 2016 while none is projected in FY 2017. By FY 2017, non-state early retirees on either the PPO or HMO plans are projected to decrease by 1,385 as a result of either becoming Medicare eligible, returning to their former employer's health plan, finding less expensive coverage while an additional 592 become eligible for Medicare coverage.

TRICARE-ELIGIBLE RETIREE BENEFIT CHANGE

The Executive Budget recommends premium income and state subsidy revenues of $1.0 million in FY 2016 and $1.1 million in FY 2017 to fund the annual Health Reimbursement Arrangement (HRA) contribution and basic life insurance benefit of certain Medicare-eligible retirees without requiring those participants to enroll in a Medicare plan through the state's Individual Medicare Market Exchange. Specifically, the PEBP Board and the Governor recommend that retirees, who are veterans, and eligible for and enrolled in Tricare receive an exception to the *Nevada Revised Statutes* 287.046 requirement that eligibility for a monthly HRA contribution and basic

group life insurance benefit requires enrolling in an individual Medicare medical plan sponsored by the Public Employees' Benefits Program. This recommendation would benefit an estimated 453 and 470 state retirees in FY 2016 and FY 2017, respectively, at a cost $2,238 per Tricare-eligible retiree, per year.

DEFERRED COMPENSATION COMMITTEE

The Nevada Deferred Compensation Program is a voluntary tax-deferred supplemental retirement savings program for employees of the State of Nevada and other local government employers. The Deferred Compensation Committee (DCC) is comprised of five members appointed by the Governor, who, in conjunction with the Program Coordinator, are responsible for the administration of the deferred compensation plan with contractual assistance from qualified investment firms. The DCC reviews and determines plan activities such as provider issues, changes to the plan, and appeals by the participants. In addition, the DCC contracts for completion of program compliance and financial audits of the plan. The budget is primarily funded from fees collected from plan providers and beneficiaries.

The Executive Budget recommends total client charges of $258,769 in FY 2016 and $268,914 in FY 2017, which is a decrease from the FY 2014 actual of $272,494. The reserve level at the end of the biennium is recommended at $17,951, which is a significant reduction from the FY 2014 actual reserve level of $125,811. The Governor recommends a net increase of $25,282 over the 2015-17 biennium to replace temporary contract staff with a .75 FTE administrative assistant after eliminating $18,910 in each fiscal year for the temporary contract. The Executive Budget indicates that the committee has contracted for the temporary position for six years.

OFFICE OF THE MILITARY

The Office of the Military is responsible for the supervision of the military affairs of the state, which includes both state and federal roles. The primary state mission of the office is to enlist, organize, arm, equip, and train the state's militia and National Guard units and to protect the lives and property of the public in times of emergency, disorder and disaster. The primary federal mission is to provide combat-ready reserve forces for the United States Armed Forces to respond to a federal mobilization as directed by the President or Congress. The Adjutant General provides command and control of the Army National Guard and the Air National Guard. Funding for the office is provided primarily through federal sources and State General Fund appropriations.

The Executive Budget recommends General Fund appropriations for the office in the amount of $8.3 million over the 2015-17 biennium, an increase of $1.5 million or 22 percent when compared to the General Fund appropriation legislatively approved for the 2013-15 biennium. The increase in the General Fund appropriations is primarily attributable to the Governor's recommendation to pay for military leave ($645,074), and a change in funding sources for overtime and shift differential pay ($580,132) that may no longer be eligible for federal reimbursement.

The Executive Budget recommends General Fund appropriations totaling $277,505 and Federal Funds totaling $226,506 for a combined total of $504,011 over the 2015-17 biennium to fund six new positions and associated operating costs. The recommended new positions include one Accounting Assistant and one Accounting Technician to be located within the fiscal unit in Carson City; two Grounds Maintenance Workers to be located at the Reno Air Base and the Washoe/Stead area; and two Maintenance Repair Workers for the Army Aviation Facility and for the northeastern Nevada National Guard facilities.

Additionally, The Executive Budget recommends Federal Funds of $10.1 million over the 2015-17 biennium for various statewide construction and renovation projects that are 100 percent federally funded and $1.4 million ($720,050 General Fund appropriations and $635,050 Federal Funds) statewide over the 2015-17 biennium for minor maintenance and refurbishment projects at various military facilities that are not included as part of the Capital Improvement Program (CIP). The minor projects include improvements to security controls at several facilities; the maintenance of asphalt pavement in parking lots and road and the maintenance of heating and air conditioning systems for various facilities; the replacement of windows, water heaters, carpet, exterior doors and flooring at several sites; road repairs at the Henderson facility; improvements to the drainage system at the Las Vegas Readiness Center; installation of speed bumps at the main gate at the North Las Vegas facility; and roof repairs, fire alarm panel upgrades and the installation of an electronic security system at the Carlin Armory. The funding recommended is in addition to the Office of the Military's annual maintenance budget, which is used for maintaining facilities under the Military's jurisdiction located throughout the state.

The Governor's budget recommends 11 projects as part of the Capital Improvement Program for the Office of the Military totaling $13.4 million over the 2015-17 biennium funded with a combination of General Fund appropriations ($2.1 million) and Federal Funds ($11.3 million). The recommended projects include parking lot lighting at the Floyd Edsall Training Center; security fencing at the Stead Training Center; construction of a maintenance shop at the Washoe County Armory; renovation of the central chilled and hot water plant at the Clark County Armory; installation of destratification fans at various locations statewide; replacement of the domestic hot water heaters at the Nevada National Guard Army Aviation Support Facility in Stead; replacement of the domestic water heaters, storage tanks and faucets at the Stead Regional Training Institute; development of schematic designs for a National Guard/Reserve Readiness Center in North Las Vegas; paving projects at the Stead Training Center, Fallon Readiness Center and the Washoe Readiness Center; and roofing projects statewide.

CARLIN ARMORY/READINESS CENTER

The Governor recommends the transfer of all decision units (with no change in funding sources) from the Carlin Armory budget to the primary Military budget to consolidate the revenues and expenditures for all military facilities into a single budget account, and further recommends the elimination of the Carlin Armory budget. The Carlin Armory is currently the only armory that has a separate budget.

MILITARY PATRIOT RELIEF FUND

The Governor recommends General Fund appropriations totaling $212,805 for the 2015-17 biennium to continue funding the Patriot Relief Fund budget that reimburses National Guardsmen for college textbooks and provides assistance for financial hardships experienced by members of the Nevada National Guard who have been called into active service. The Governor proposes to remove $15,932 in each year of the 2015-17 biennium to eliminate reimbursement of the cost of group life insurance premiums for service members. The office indicates a bill draft request has been submitted to support this recommendation.

DEPARTMENT OF VETERANS' SERVICES

The Department of Veterans' Services consists of the Office of Veterans' Services and the Nevada State Veterans' Home. The Office of Veterans' Services is responsible for assisting veterans and their families in obtaining services, compensation, and government benefits, as well as supervising the operation and maintenance of the Nevada Veterans' Memorial Cemeteries located in Boulder City and Fernley. The office also oversees the operation of the 180-bed Nevada State Veterans' Home in Boulder City.

OFFICE OF VETERANS' SERVICES

For the 2015-17 biennium, the Governor recommends General Fund appropriations of $3.3 million for the Office of Veterans' Services budget, which represents a decrease of $183,723, or 5.2 percent, from the amount approved for the 2013-15 biennium. Overall funding, including federal funds and interagency transfers, is recommended to increase by 39.2 percent, driven mainly by a projected increase in cemetery/internment fee revenue.

In order to address the increased workload due to expanding services and a growing veteran population, the Governor recommends $871,121 ($434,840 General Fund appropriations) over the 2015-17 biennium for eight new positions and related expenditures. These new positions include a new unclassified Deputy Director, a Public Information Officer, one Maintenance Repair Worker, two Grounds Maintenance Workers, two Administrative Assistants, and one IT manager. As an alternative to the continued purchase of water from the City of Fernley, the Governor recommends General Fund appropriations of $1.2 million over the 2015-17 biennium to purchase water rights and construct a water delivery system from the Truckee Carson Irrigation District for the Northern Nevada Veterans' Memorial Cemetery. The Governor also recommends $247,335 ($128,239 General Fund appropriations) for new and replacement equipment.

VETERANS' HOME

The Nevada State Veterans' Home is a 180-bed, 24-hour skilled nursing facility located in Boulder City. The Veterans' Home admitted its first residents in August 2002 and provides a wide range of residential and support services for veterans, their spouses, and Gold Star residents (parents who had a child who died while in military service). The Governor recommends a total of $51.5 million for the Veterans' Home for the 2015-17 biennium, an increase of 34.9 percent, or $13.3 million, over the amount

legislatively approved for the 2013-15 biennium. By the end of FY 2017, the Governor's budget projects $7.7 million in reserves, compared to $5.6 million at the end of FY 2014, an increase of 37.6 percent.

The Governor recommends $1.2 million in FY 2016 for deferred maintenance on the Southern Nevada Veterans' Home, in addition to $181,531 over the 2015-17 biennium for improvements to the Veterans' Home. Over the biennium, The Executive Budget recommends expenditures of $667,374 for replacement equipment and $135,040 for new equipment.

SILVER STATE HEALTH INSURANCE EXCHANGE

The Silver State Health Insurance Exchange (Exchange) was established pursuant to Senate Bill 440 (2011 Legislative Session) to create and administer a state-based health insurance exchange, facilitate the purchase and sale of qualified health plans, and provide for the establishment of a program to help certain small employers in Nevada facilitate the enrollment of employees in qualified health plans pursuant to the federal Patient Protection and Affordable Care Act (ACA) and the federal Health Care and Education Reconciliation Act of 2010. The Exchange has been operational to consumers since October 1, 2013. The Exchange is governed by a Board of Directors, consisting of seven voting members, and three ex officio nonvoting members, who are state employees, to include the directors of the Department of Health and Human Services, the Department of Business and Industry, and the Department of Administration. The Board of Directors appoints an Executive Director, who in turn may employ such persons as are necessary and as funding allows. While initially funded with federal government establishment grants, the Exchange has operated from Qualified Health Plan (QHP) member fees since January 1, 2015.

With its inception in 2013, Nevada's Health Insurance Exchange operated as a State Based Marketplace (SBM), and secured a contractor to design, develop, and implement a health insurance exchange system. As an SBM, a state establishes and maintains a marketplace where consumers can apply for and enroll in coverage, as well as administers consumer assistance functions. Unsatisfactory progress as an SBM led to the board's decision to end the contract at its May 20, 2014, meeting. With the next open enrollment beginning on November 15, 2014, the board opted on May 20, 2014, to transition to the federal exchange platform, meaning the state no longer qualified as an SBM. Instead, Nevada was designated a Supported State Based Marketplace (SSBM). As an SSBM, the federal government operates the core exchange functions, while the state conducts other functions such as the call center, plan management, consumer assistance, outreach, education, etc.

The Governor recommends expenditures of $12.4 million for the Exchange, funded with QHP member fees projected at $12.8 million over the 2015-17 biennium. The Executive Budget recommends using reserves of $14,400 in each year of the biennium to fund board members with an $80 per meeting stipend for approximately 20 meetings per fiscal year. The Governor also recommends using reserves of $218,400 over the biennium for three contracted employees to complete the Affordable Care Act requirements for certification of Qualified Health Plans.

Nevada Legislative Counsel Bureau
Source of Funds Summary
2015-17 Fiscal Report

	2013-2014 Actual	2014-2015 Work Program	2015-2016 GOVERNOR RECOMMENDS	% Change	2016-2017 GOVERNOR RECOMMENDS	% Change
SPECIAL PURPOSE AGENCIES						
PUBLIC EMPLOYEES' RETIREMENT SYSTEM						
PERS - PUBLIC EMPLOYEES' RETIREMENT SYSTEM	9,900,994	9,900,994	10,949,444	10.59	11,183,323	2.14
BALANCE FORWARD	200,000	200,000	200,000		200,000	
OTHER FUND	9,700,994	9,700,994	10,749,444	10.81	10,983,323	2.18
TOTAL PUBLIC EMPLOYEES' RETIREMENT SYSTEM	9,900,994	9,900,994	10,949,444	10.59	11,183,323	2.14
BALANCE FORWARD	200,000	200,000	200,000		200,000	
OTHER FUND	9,700,994	9,700,994	10,749,444	10.81	10,983,323	2.18
PUBLIC EMPLOYEES' BENEFITS PROGRAM						
PEBP - PUBLIC EMPLOYEES' BENEFITS PROGRAM	321,089,652	531,496,438	489,439,310	-7.91	461,132,853	-5.78
BALANCE FORWARD	-16,660,602	168,828,144	163,205,462	-3.33	135,413,104	-17.03
INTERAGENCY TRANSFER	239,938,527	249,700,164	234,086,545	-6.25	236,420,293	1.00
OTHER FUND	97,811,727	112,968,130	92,147,303	-18.43	89,299,456	-3.09
PEBP - RETIRED EMPLOYEE GROUP INSURANCE	35,867,060	39,367,280	35,067,190	-10.92	36,173,086	3.15
BALANCE FORWARD	2,287,963	295,833				
INTERAGENCY TRANSFER	33,571,881	39,068,235	35,059,974	-10.26	36,165,870	3.15
OTHER FUND	7,216	3,212	7,216	124.66	7,216	
PEBP - ACTIVE EMPLOYEES GROUP INSURANCE	203,922,150	209,832,884	207,473,907	-1.12	200,097,888	-3.56
BALANCE FORWARD	-17,823,668	17,823,669				
INTERAGENCY TRANSFER	221,745,818	191,997,351	207,473,907	8.06	200,097,888	-3.56
OTHER FUND		11,864				
TOTAL PUBLIC EMPLOYEES' BENEFITS PROGRAM	560,878,862	780,696,602	731,980,407	-6.24	697,403,827	-4.72
BALANCE FORWARD	-32,196,307	186,947,646	163,205,462	-12.70	135,413,104	-17.03
INTERAGENCY TRANSFER	495,256,226	480,765,750	476,620,426	-.86	472,684,051	-.83
OTHER FUND	97,818,943	112,983,206	92,154,519	-18.44	89,306,672	-3.09
DEFERRED COMPENSATION						
DEFERRED COMPENSATION COMMITTEE	267,721	502,666	384,396	-23.53	361,732	-5.90
BALANCE FORWARD	-5,001	125,812	125,402	-.33	92,593	-26.16
OTHER FUND	272,722	376,854	258,994	-31.27	269,139	3.92
TOTAL DEFERRED COMPENSATION	267,721	502,666	384,396	-23.53	361,732	-5.90
BALANCE FORWARD	-5,001	125,812	125,402	-.33	92,593	-26.16
OTHER FUND	272,722	376,854	258,994	-31.27	269,139	3.92
OFFICE OF MILITARY						
MILITARY	17,545,209	26,452,247	26,365,239	-.33	23,699,193	-10.11
GENERAL FUND	2,461,549	2,545,529	3,941,731	54.85	4,019,534	1.97
BALANCE FORWARD	-296,356					
FEDERAL FUND	15,098,640	23,906,718	22,423,508	-6.20	19,679,659	-12.24
INTERAGENCY TRANSFER	18,713					
INTERIM FINANCE	296,356					
OTHER FUND	1,197					
REVERSIONS	-34,890					

Nevada Legislative Counsel Bureau
Source of Funds Summary
2015-17 Fiscal Report

	2013-2014 Actual	2014-2015 Work Program	2015-2016 GOVERNOR RECOMMENDS	% Change	2016-2017 GOVERNOR RECOMMENDS	% Change
MILITARY CARLIN ARMORY	1,030,306	1,009,337				
GENERAL FUND	861,170	808,314				
BALANCE FORWARD	35,193					
FEDERAL FUND	199,179	201,023				
REVERSIONS	-65,236					
MILITARY EMERG OPERATIONS CENTER	264,189	565,356	545,099	-3.58	593,148	8.81
BALANCE FORWARD	-81,786	219,381	218,342	-.47	266,391	22.01
INTERAGENCY TRANSFER	345,975	345,975	326,757	-5.55	326,757	
MILITARY ADJUTANT GENERAL'S SPECIAL FACILITY ACCT	403	26,207	44,438	69.57	63,458	42.80
BALANCE FORWARD	-19,076	25,362	24,959	-1.59	43,979	76.20
OTHER FUND	19,479	845	19,479	2,205.21	19,479	
MILITARY NATIONAL GUARD BENEFITS	57,824	59,100	57,824	-2.16	57,824	.00
GENERAL FUND	59,100	59,100	57,824	-2.16	57,824	
REVERSIONS	-1,276					
MILITARY PATRIOT RELIEF FUND	129,994	149,762	124,062	-17.16	124,062	.00
GENERAL FUND	100	100	88,743	88,643.00	124,062	39.80
BALANCE FORWARD	128,967	149,423	35,309	-76.37		
OTHER FUND	1,027	239	10	-95.82		
REVERSIONS	-100					
TOTAL OFFICE OF MILITARY	19,027,925	28,262,009	27,136,662	-3.98	24,537,685	-9.58
GENERAL FUND	3,381,919	3,413,043	4,088,298	19.78	4,201,420	2.77
BALANCE FORWARD	-233,058	394,166	278,610	-29.32	310,370	11.40
FEDERAL FUND	15,297,819	24,107,741	22,423,508	-6.99	19,679,659	-12.24
INTERAGENCY TRANSFER	364,688	345,975	326,757	-5.55	326,757	
INTERIM FINANCE	296,356					
OTHER FUND	21,703	1,084	19,489	1,697.88	19,479	-.05
REVERSIONS	-101,502					
VETERANS SERVICES						
NDVS - OFFICE OF VETERANS SERVICES	3,028,135	3,247,279	4,025,614	23.97	4,824,881	19.85
GENERAL FUND	1,712,395	1,818,448	1,533,269	-15.68	1,813,851	18.30
FEDERAL FUND	1,333,600	1,428,162	2,214,799	55.08	2,700,952	21.95
INTERAGENCY TRANSFER		669	277,544	41,386.40	310,077	11.72
OTHER FUND	2		2		1	-50.00
REVERSIONS	-17,862					
NDVS - VETERANS HOME ACCOUNT	16,366,113	22,674,575	26,062,702	14.94	25,468,032	-2.28
BALANCE FORWARD	-1,915,652	5,610,934	6,117,658	9.03	7,034,774	14.99
FEDERAL FUND	7,076,274	6,550,359	8,827,676	34.77	8,600,007	-2.58
INTERAGENCY TRANSFER	4,620,011	5,176,874	5,360,354	3.54	4,646,002	-13.33
OTHER FUND	6,585,480	5,336,408	5,757,014	7.88	5,187,249	-9.90

Nevada Legislative Counsel Bureau
Source of Funds Summary
2015-17 Fiscal Report

	2013-2014 Actual	2014-2015 Work Program	2015-2016 GOVERNOR RECOMMENDS	% Change	2016-2017 GOVERNOR RECOMMENDS	% Change
TOTAL VETERANS SERVICES	19,394,248	25,921,854	30,088,316	16.07	30,292,913	.68
GENERAL FUND	1,712,395	1,818,448	1,533,269	-15.68	1,813,851	18.30
BALANCE FORWARD	-1,915,652	5,610,934	6,117,658	9.03	7,034,774	14.99
FEDERAL FUND	8,409,874	7,978,521	11,042,475	38.40	11,300,959	2.34
INTERAGENCY TRANSFER	4,620,011	5,177,543	5,637,898	8.89	4,956,079	-12.09
OTHER FUND	6,585,482	5,336,408	5,757,016	7.88	5,187,250	-9.90
REVERSIONS	-17,862					
SILVER STATE HEALTH INSURANCE EXCHANGE						
SILVER STATE HEALTH INSURANCE EXCHANGE ADMIN	21,748,057	51,141,219	7,517,597	-85.30	7,898,955	5.07
GENERAL FUND		750,000				
BALANCE FORWARD	-524,848	524,848	1,313,247	150.21	1,332,805	1.49
FEDERAL FUND	21,543,479	46,503,800				
INTERAGENCY TRANSFER	68,503	85,308				
OTHER FUND	660,923	3,277,263	6,204,350	89.31	6,566,150	5.83
TOTAL SILVER STATE HEALTH INSURANCE EXCHANGE	21,748,057	51,141,219	7,517,597	-85.30	7,898,955	5.07
GENERAL FUND		750,000				
BALANCE FORWARD	-524,848	524,848	1,313,247	150.21	1,332,805	1.49
FEDERAL FUND	21,543,479	46,503,800				
INTERAGENCY TRANSFER	68,503	85,308				
OTHER FUND	660,923	3,277,263	6,204,350	89.31	6,566,150	5.83
SPECIAL PURPOSE AGENCIES						
GENERAL FUND	5,094,314	5,981,491	5,621,567	-6.02	6,015,271	7.00
BALANCE FORWARD	-34,674,866	193,803,406	171,240,379	-11.64	144,383,646	-15.68
FEDERAL FUND	45,251,172	78,590,062	33,465,983	-57.42	30,980,618	-7.43
INTERAGENCY TRANSFER	500,309,428	486,374,576	482,585,081	-.78	477,966,887	-.96
INTERIM FINANCE	296,356					
OTHER FUND	115,060,767	131,675,809	115,143,812	-12.56	112,332,013	-2.44
REVERSIONS	-119,364					
TOTAL FOR SPECIAL PURPOSE AGENCIES	631,217,807	896,425,344	808,056,822	-9.86	771,678,435	-4.50
Less: INTER-AGENCY TRANSFER	500,309,428	486,374,576	482,585,081	-.78	477,966,887	-.96
NET SPECIAL PURPOSE AGENCIES	130,908,379	410,050,768	325,471,741	-20.63	293,711,548	-9.76

APPENDIX

Report of the State of Nevada Economic Forum

Forecast of Future State Revenues
December 3, 2014

STATE OF NEVADA

ECONOMIC FORUM

FORECAST OF FUTURE

STATE REVENUES

December 3, 2014

THE STATE OF NEVADA ECONOMIC FORUM

Ken Wiles, Chairman
Matt Maddox, Vice Chairman
Marvin Leavitt
Jennifer Lewis
Linda Rosenthal

December 3, 2014

The Honorable Brian Sandoval
Governor of Nevada
Capitol Building
Carson City, Nevada 89701-4747

Dear Governor Sandoval:

Enclosed is the Economic Forum's report on future state revenues prepared pursuant to Nevada Revised Statutes 353.228. This report, which must be presented by December 3, 2014, includes a description of the purpose of the Economic Forum, the methodology employed in arriving at the estimated General Fund revenues, economic assumptions and the final revenue projections. As required by statute, the Economic Forum plans to revisit these projections before May 1, 2015, to determine if any adjustment is necessary.

Respectfully submitted,

Ken Wiles, Chairman
State of Nevada Economic Forum

Matt Maddox, Vice Chairman

Marvin Leavitt

Jennifer Lewis

Linda Rosenthal

Enclosure

THE STATE OF NEVADA ECONOMIC FORUM

Ken Wiles, Chairman
Matt Maddox, Vice Chairman
Marvin Leavitt
Jennifer Lewis
Linda Rosenthal

December 3, 2014

Members of the 78th Legislature
Legislative Building
Capitol Complex
Carson City, Nevada 89701-4747

Dear Nevada Legislator:

Enclosed is the Economic Forum's report on future state revenues prepared pursuant to Nevada Revised Statutes 353.228. This report, which must be presented by December 3, 2014, includes a description of the purpose of the Economic Forum, the methodology employed in arriving at the estimated General Fund revenues, economic assumptions and the final revenue projections. As required by statute, the Economic Forum plans to revisit these projections before May 1, 2015, to determine if any adjustment is necessary.

Respectfully submitted,

Ken Wiles, Chairman
State of Nevada Economic Forum

Matt Maddox, Vice Chairman

Marvin Leavitt

Jennifer Lewis

Linda Rosenthal

Enclosure

REPORT TO THE GOVERNOR AND THE LEGISLATURE ON FUTURE STATE REVENUES

December 3, 2014

Senate Bill 23 (1993) provided for the creation of an Economic Forum to forecast future State General Fund revenues. The Forum, a panel of five representatives from the private sector with backgrounds in economics, business, and taxation, is required to adopt an official forecast of unrestricted General Fund revenues for the biennial budget cycle. All agencies of the state, including the Governor and the Legislature, must use the Forum's forecast. A seven-member Technical Advisory Committee made up of Executive and Legislative Branch staff members as well as a representative of local government was also created in S.B. 23 to provide assistance and resources to the Forum.

The Forum must submit its forecast to the Governor and the Legislature by December 3, 2014, and any required revisions by May 1, 2015. This report includes the December 3, 2014, forecast of unrestricted General Fund revenues for Fiscal Years 2015, 2016, and 2017.

Methodology and Procedures

Based on the provisions of Assembly Bill 332 (2011), the Forum is required to hold two additional informational meetings during each biennium to consider current economic indicators and update the status of actual General Fund revenues compared to the most recent revenue estimates made by the Forum. These two informational meetings of the Forum were held on December 6, 2013, and June 3, 2014. These interim meetings allowed the Forum to receive regular updates on current economic conditions and the outlook for the state’s economy while also tracking the actual

FY 2014 and FY 2015 revenues against the Forum's May 2013 forecast. During these meetings, the Forum reviewed various economic indicators and received a series of presentations from Legislative Counsel Bureau staff and several Executive Branch agencies, including the Department of Taxation; the Department of Employment, Training and Rehabilitation; the Department of Business and Industry; the Department of Health and Human Services; and the Governor's Office of Economic Development.

Governor Sandoval appointed the five members of the Economic Forum in 2014 for a two-year term. These appointments include two members nominated by the leadership of the Senate and Assembly. The Forum has since held public meetings three times on October 17, 2014, November 7, 2014, and December 3, 2014, to complete its assigned responsibilities and duties regarding the approval of forecasts of unrestricted General Fund revenues for Fiscal Years 2015, 2016, and 2017.

The first meeting of the Forum on October 17, 2014, was devoted to organizing and reviewing the assigned tasks; reviewing the accuracy of forecasts prepared in December 2012 and May 2013; and determining a course of action for future meetings. The Forum also reviewed historical taxable sales and gaming market statistics and received presentations on a variety of subjects related to the Nevada economy, such as commercial, industrial, and residential real estate trends; mining industry trends; economic development programs available through the Governor's Office of Economic Development; state Medicaid enrollment and health insurance trends related to the Affordable Care Act; the Nevada New Markets Jobs Act; and the Nevada medical marijuana program.

During the November 7, 2014, meeting, the Forum received presentations on the outlook for the national, state, and local economies. Daniel White and Gregory Bird, Economists, Moody's Analytics (an economic consulting firm under contract with the state), provided a national, regional and Nevada economic outlook; Bill Anderson, Chief Economist, Nevada Department of Employment, Training and Rehabilitation,

provided an update to Nevada's employment and unemployment outlook; and Jeff Hardcastle, State Demographer, provided an outlook for Nevada's population.

At the meeting of the Forum on November 7, 2014, the Budget Division of the Department of Administration and the Fiscal Analysis Division of the Legislative Counsel Bureau provided projections and economic analysis for six major General Fund revenues. The Department of Taxation and the Gaming Control Board also provided projections and analysis concerning the major revenues for which they are responsible to collect. In addition to the state agency information, the Forum received forecasts of gaming percentage fees and sales taxes from Moody's Analytics. The Forum also received forecasts of all non-major General Fund revenues developed by the Technical Advisory Committee for the Forum's review and consideration.

The Economic Forum reviewed the forecast information and requested that any updated forecasts and information be provided at the meeting on December 3, 2014. At that time, the Forum directed the Technical Advisory Committee to prepare forecasts for non-major revenues based on projections by individual state agencies, the Budget Division, and the Fiscal Analysis Division.

At the December 3, 2014, meeting, the Forum received revised forecasts and economic analysis from the Budget Division, Fiscal Analysis Division, Department of Taxation, Gaming Control Board and the Technical Advisory Committee, which were used to produce the binding forecast of all unrestricted General Fund revenue. A copy of the Economic Forum's official December 3, 2014, forecast is provided in the attached table. A final meeting of the Forum will be scheduled during the 78th Legislative Session, on or before May 1, 2015, to make any necessary revisions to the December 3, 2014, forecast.

Economic Review

In spite of the end of the Great Recession in June 2009, according to the National Bureau of Economic Research, the road to recovery has been long for the national and state economies. The last of the 50 states to leave the recession behind – Nevada – did not do so until late 2011, according to Moody's Analytics, and by September 2012, only three states – Alaska, North Dakota, and Texas – had reached economic expansion. As of September 2014, the list of states with economic expansion had grown to fourteen, adding Colorado, Iowa, Louisiana, Massachusetts, Minnesota, Montana, Nebraska, New York, Oklahoma, South Dakota, and Utah. Though a handful of metropolitan areas nationwide are still in recession or at risk of recession, Moody's notes that the remaining 37 states have left the recession behind, but are still recovering from the effects of the Great Recession more than five years after its end.

TABLE 1. ANNUAL GROWTH IN ECONOMIC INDICATORS
CALENDAR YEARS 2008 - 2013

	2008	2009	2010	2011	2012	2013
U.S.						
Real GDP	-0.3%	-2.8%	2.5%	1.6%	2.3%	2.2%
Employment (Total Nonfarm)	-0.6%	-4.3%	-0.7%	1.2%	1.7%	1.7%
Wage Growth	2.1%	-4.3%	2.0%	4.0%	4.5%	2.8%
Personal Income	3.6%	-2.8%	2.8%	6.2%	5.2%	2.0%
Consumer Price Inflation	3.8%	-0.3%	1.6%	3.1%	2.1%	1.5%
Fuels & Utilities	9.6%	-4.1%	1.7%	2.9%	-0.6%	2.8%
Housing Starts	-33.4%	-36.0%	6.1%	5.1%	27.8%	19.2%
Oil ($ per barrel)	$100	$62	$79	$95	$94	$98
Nevada						
Gross State Product	-1.6%	-7.6%	0.4%	2.3%	4.5%	2.4%
Employment (Total Nonfarm)	-2.2%	-9.1%	-2.6%	0.7%	1.7%	2.7%
Personal Income	-0.3%	-6.6%	0.2%	2.7%	6.2%	1.3%
Wage Growth	0.2%	-9.5%	-2.9%	2.3%	2.9%	3.4%
Housing Starts	-36.4%	-52.3%	-4.9%	2.5%	44.5%	23.5%
Las Vegas Visitors	-4.4%	-3.0%	2.7%	4.3%	2.1%	-0.1%

Sources: Bureau of Economic Analysis, Bureau of Labor Statistics, Census Bureau, Nevada Department of Employment, Training and Rehabilitation, Las Vegas Convention and Visitors Authority

The improving economic conditions that began nationally in late 2009 and early 2010 occurred in part due to unprecedented monetary and fiscal stimulus programs, such as

the American Recovery and Reinvestment Act, Cash for Clunkers, and the extension of Bush-era tax cuts. Real GDP increased by 2.5 percent in 2010, but the rate of growth slowed in 2011 to 1.6 percent as the absence of these programs created a drag on growth. Early in the recovery U.S. employers were reluctant to hire workers and job growth remained weak through the first quarter of 2011.

When the Economic Forum met in December 2012, the nationwide economy was recovering, but uncertainty lingered regarding the speed at which the U.S. would recover from the recession. At the time, unemployment continued to decline, but concerns regarding the labor force participation rate impacted the outlook regarding long-term job growth. Similarly, concerns were raised about the risks of higher inflation after several rounds of quantitative easing by the Federal Reserve caused significant increases in the money supply between late 2008 and 2012. Going into 2014, these concerns have not been actualized, as job growth has continued nationwide, while price increases have remained relatively low over the past two years.

Job growth nationwide has been modest but remarkably stable. During 2011, total U.S. employment increased by an average of 174,000 jobs per month. In 2012 and 2013, job growth averaged 186,000 and 194,000 jobs per month, respectively, and the annual growth rate was 1.7 percent in both 2012 and 2013.

As a result of more workers being added to the payrolls, wage growth nationally exceeded 4.0 percent in 2011 and 2012, and growth in personal income was 6.2 percent and 5.2 percent, respectively. However, in 2013, the growth in both wages and personal income slowed due in part to several policy changes, such as a 2.0 percent increase in the federal payroll tax, mandatory federal spending cuts, and the expiration of federal unemployment benefits, all of which took effect in January 2013. The impacts of the federal government shutdown at the end of 2013 also contributed to the slower overall growth in 2013 compared to 2012.

Signs of Economic Expansion in 2014

As of May 2014, the U.S. economy has recovered all of the 8.7 million jobs that were lost during the recession. Although the economic recovery in Nevada started later than the other 49 states, it has begun to resemble conditions seen elsewhere throughout the country. Continued growth in employment and stabilization of the housing market have led to improvements in economic conditions that are nowhere near the growth rates seen prior to the Great Recession, but are considerably improved compared to conditions immediately following the recession.

After three years of declining employment, Nevada started creating jobs again in the first quarter of 2011. During 2011, 2012 and 2013, Nevada's employment increased by 0.7 percent, 1.7 percent, and 2.7 percent. Nevada's average employment increased by approximately 7,600 jobs in 2011, 19,000 jobs in 2012 and 30,000 jobs in 2013. Employment in Nevada is once again growing at a faster rate than the national average; however, total employment in the 4th quarter of 2013, at 1,189,000, was still 8.2 percent below the pre-recession peak of 1,296,000 achieved in the 2nd quarter of 2007. Initially during the recovery in Nevada, job growth was driven by industries such as leisure and hospitality; trade, transportation and utilities; and professional and business services. More recently though, the construction industry has contributed to Nevada's job growth. The construction industry grew by 9.8 percent in 2013, which accounted for 17 percent of the 30,000 total jobs created in 2013.

After two years of declines, Nevada wages increased by 2.3 percent in 2011, 2.9 percent in 2012 and 3.4 percent in 2013. With the Consumer Price Index (CPI), which measures the increase in consumer prices, growing by 2.1 percent in 2012 and just 1.5 percent in 2013, wages in Nevada have actually been growing in inflation adjusted terms as well since 2012.

As improvements in national economic conditions began in 2010, the number of visitors to Las Vegas also recovered, increasing by an average of 3.0 percent per year over the

period from 2010 to 2012. As the rate of growth in wages and personal income slowed in 2013 at the national level, visitors to Las Vegas actually declined by 0.1 percent in 2013. Although the national recovery may still be somewhat sluggish in nature, the number of visitors is actually up by 3.7 percent in 2014 through October.

Despite the increases in economic conditions nationwide and in Nevada, signs of risk to the U.S. economy, including the risk of a third recession in the Eurozone in the past decade, an economic slowdown in China, and continued instability in the Ukraine and the Middle East may hamper growth in the national economy as well as at the regional and state level. Changes in U.S. monetary policy may impact inflation and interest rates which can affect the economic growth in both the consumer and business sectors.

Housing

Early signs of recovery in the housing market in 2008 and 2009, due in part to federal income tax credits for first-time homebuyers approved under the Bush and Obama administrations, were short-lived, as sales of existing single-family homes fell by 4.2 percent in 2010. A modest gain of 2.4 percent in 2011, though, was followed by an 8.9 percent gain in sales in 2012 and an 8.3 percent gain in 2013. For the first three quarters of 2014, however, sales decreased by 5.2 percent compared to the first three quarters of 2013.

After several years of significant declines, home prices showed signs of hitting bottom in 2010, where prices increased by 1.3 percent; 2011, where prices decreased by 3.9 percent; and 2012, where prices again increased by 0.9 percent. Standard and Poor's Case-Shiller home price index increased by a significant 12.0 percent in 2013 and by 11.1 percent through the first two quarters of 2014, which may be a contributing factor in the decrease in existing single-family home sales that has been seen so far this year.

TABLE 2: SELECTED U.S. HOUSING MARKET STATISTICS
CALENDAR YEARS 2008 - 2013

	2008	2009	2010	2011	2012	2013
New Housing Completions (% change)	-32.8%	-36.8%	-5.1%	-10.0%	7.2%	18.9%
Sales of New Single-Family Homes (% change)	-37.3%	-22.4%	-14.2%	-4.6%	20.0%	17.0%
Case-Shiller Home Price Index (% change)	-15.7%	-13.3%	1.3%	-3.9%	0.9%	12.0%
Sales of Existing Single-Family Homes (% change)	-17.3%	5.8%	-4.2%	2.4%	8.9%	8.3%
Total Mortgage Originations (% change)	-34.4%	30.7%	-14.2%	-16.6%	43.6%	-8.2%
Total Mortgage Loans Delinquent (% change)	29.3%	35.6%	-0.5%	-13.3%	-8.8%	-8.3%
Total Foreclosures Started (% change)	50.0%	26.1%	-7.8%	-16.8%	-14.6%	-29.3%

Sources: National Association of Realtors, Standard and Poor's, U.S. Census Bureau, Federal Reserve Board, Mortgage Bankers' Association

New single-family home completions, after reaching a nationwide low of approximately 446,000 in 2011, increased by 7.2 percent in 2012 and by 18.9 percent in 2013. Despite the decreased demand for existing single-family homes seen thus far this year, in calendar year 2014, Moody's forecasts a total of approximately 632,000 new single-family homes completed, which represents an increase of 11.1 percent from the 569,000 new homes completed in 2013.

After reaching a near-historical high of 94,000 units in 2011, fueled primarily by sales of foreclosed homes, sales of existing single-family homes in Nevada decreased by nearly 20,000 units in 2012, due in part to the passage of Assembly Bill 284 (2011), which created stricter requirements for the filing of a foreclosure in Nevada. Existing single-family home sales increased by approximately 10.7 percent in 2013 to about 83,000 units, following the trend seen throughout the rest of the U.S. The nationwide trend for these sales in 2013 has also been followed this year, though, as sales for the first two quarters of 2014 have decreased by 8.1 percent in Nevada compared to the first two quarters of 2013.

Home prices, which fell to mid-1990s levels in Nevada by the end of 2011 due in part to the glut of foreclosed homes on the market, have steadily increased as the number of foreclosures has eased. The Case-Shiller index had a modest increase of 1.9 percent in Nevada in 2012, which was followed by a more pronounced increase of 25.2 percent

in 2013. Despite these increases, as well as a more modest increase of 17.3 percent for the first two quarters of 2014, the price index indicates that home prices in Nevada are roughly equivalent to prices seen in the middle of 2003.

One of the more encouraging signs in Nevada's housing market over the past several years has been seen in new single-family home completions. After falling to a low of 5,100 units in 2011, completions increased by 21.7 percent in 2012 and by 42.0 percent in 2013, ending that year with a total of more than 8,800 completions. Though Moody's forecasts that completions in 2014 will be approximately 300 units lower than in 2013, the increases that have been seen suggest that home construction will finally be on an upward trend in future years.

Inflation

Shortly before the Economic Forum met in November 2012, the Federal Reserve announced a third round of "quantitative easing" – the creation of additional U.S. currency for the purposes of repurchasing debt held by the U.S. Since the first round of quantitative easing was announced in 2008, the Federal Reserve has repurchased nearly $4 trillion worth of federal debt and securities. Concerns raised that these actions may result in increases in inflation have thus far been unfounded – in fact, the CPI, which grew by 3.1 percent in 2011, grew by only 2.1 percent in 2012 and by only 1.5 percent in 2013.

Average crude oil prices, as measured by the West Texas Intermediate Spot rate, rose from an average of $76 per barrel in the third quarter of 2010 to a high of $106 per barrel in the third quarter of 2013, and has hovered in a range between $97 and $103 from that point through the middle of 2014. In recent months, the price of oil has dropped for a number of reasons, ranging from increased production in the U.S. and North Africa to a decrease in demand in Europe and Asia, which has led Moody's to forecast an average price of less than $84 per barrel during the fourth quarter of 2014. On December 1, 2014, the West Texas Intermediate Spot rate opened at less than $65 per barrel. Moody's is forecasting an average price of less than

$93 per barrel for 2015. However, continued disruptions in the Middle East pose a risk to the price of oil worldwide, and price increases may result from further decreases in stability in that region.

Although prices increased by more than 2.0 percent in the second quarter of 2014, which was the fastest pace since 2012, the recent declines in oil prices are expected to keep the CPI to below 2.0 percent for calendar year 2014. Moody's is forecasting the CPI to increase by 1.9 percent in 2015, 2.3 percent in 2016 and 2.9 percent in 2017.

Employment

The U.S. unemployment rate, which hit a high of 10.0 percent in October 2009, has steadily decreased in the last five years to 5.8 percent in October 2014. During that time period, the number of nonfarm employees nationwide increased from approximately 130 million to nearly 140 million projected at the end of October 2014. Despite this increase in nonfarm employees, much of the decrease in the unemployment rate is also attributable to continued decreases in the percentage of the U.S. working population that is participating in the labor force. This percentage, which was at 65 percent in October 2009, has dropped to approximately 62.8 percent in October 2014.

According to the Bureau of Labor Statistics, approximately 2.6 million more people nationwide were employed at the end of the third quarter of 2014 than were employed in the third quarter of 2013. The gains during that period were primarily in the professional and business services sector, which added nearly 660,000 jobs; the trade, transportation, and utilities sector, which added 550,000 jobs; the education and health services sector, which added 400,000 jobs; the leisure and hospitality sector, which added 370,000 jobs; the construction sector, which added 225,000 jobs, and the manufacturing sector, which added 170,000 jobs. Smaller increases were seen in the financial sector, which added 75,000 jobs; the natural resources and mining sector, which added approximately 50,000 jobs; and the information sector, which added only 6,000 jobs. The government sector, which had seen little (if any) growth since the end

of the Great Recession, has added a total of 50,000 jobs between the third quarter of 2013 and the third quarter of 2014. The net increase in public sector jobs during this time period is wholly attributable to state and local governments, which gained about 85,000 jobs during this period – federal employment decreased by approximately 35,000 during the same time period.

When the U.S. unemployment rate reached its peak in October 2009, the Nevada unemployment rate had not yet reached its high – the state unemployment rate would continue to climb to a maximum rate of 13.9 percent in November 2010. The recovery of employment from that point was slow – when the Economic Forum met in November 2012, the state's unemployment rate was still at 11.5 percent, nearly five points higher than the national rate, and the highest state unemployment rate in the country. Nevada's rate dipped below 10 percent in mid-2013, and though the rate is still higher than all but five other states, October 2014's unemployment rate of 7.1 percent is only 1.3 percent higher than the national rate.

For comparison to the U.S., from the third quarter of 2013 to the third quarter of 2014, Nevada's total nonfarm employment has gained 42,000 jobs, with the most significant gains in construction (7,400 jobs gained); trade, transportation, and utilities (7,200 jobs gained); leisure and hospitality services (6,900 jobs gained), and education and health services (6,000 jobs gained). Natural resources and mining government were two of the major sectors that lost employment, though the losses were minimal, with 130 jobs lost in natural resources and mining and 200 jobs lost in government. As with the government sectors at the national level, state and local government jobs were gained (increasing by 170), but federal government jobs were lost (decreasing by 370).

The recent announcement of the Tesla gigafactory, which is expected to bring at least 6,000 manufacturing jobs to Storey County, as well as major casino projects opening on the Las Vegas Strip in the next several years, should continue to create job opportunities for residents of both Northern and Southern Nevada for the next several years.

Consumer Spending

Consumers' balance sheets are beginning to see improvement as a result of stronger job growth and income gains as well as wealth appreciation from increases in home prices and the stock market. Consumer spending has also been enhanced by an increase in purchasing power. Since inflation has remained low following the recession wage increases are outpacing the rate of inflation. Based on Moody's forecast for inflation to remain in the 2.0 to 2.5 percent range for the next two years, this trend is expected to continue in the near term.

Consumer spending, which fell by nearly $170 billion between 2008 and 2009 as a result of the Great Recession, has steadily increased and continues to increase into 2014 due in part to pent-up demand following several years of limited income growth. In the first three quarters of 2014, total consumer expenditures have increased on average by 3.7 percent compared to the first three quarters in 2013. This increase is primarily driven by expenditures on services, which increased by 4.1 percent during this period. However, increases in durable goods of 3.7 percent and a 2.5 percent increase in spending on nondurable goods also contributed to these gains.

In addition to these gains in consumer expenditures, Americans are saving more of their personal income than in previous years. Nationwide, total personal saving has increased by 8.6 percent in the first three quarters of 2014 compared to the same period in 2013.

Although the combination of rising employment and incomes, moderate inflation rates, lower oil prices, and increases in consumer spending are optimistic signs for further recovery and expansion of the economy going forward, the risk of economic and political instability in Europe, southeast Asia, and the Middle East should not be ignored as potential risks that may hinder growth in the international, national and state economies over the forecast horizon.

General Fund Revenue Forecast – Fiscal Years 2015, 2016, and 2017

At the December 3, 2014, meeting, the Economic Forum took into consideration presentations made at the meeting on November 7, 2014. These presentations included the Nevada employment outlook made by Bill Anderson from the Nevada Department of Employment, Training, and Rehabilitation; the Nevada population outlook by Jeff Hardcastle, State Demographer; and the U.S. and Nevada general economic outlook by Daniel White and Gregory Bird from Moody's Analytics. The Forum also took into consideration the economic outlooks used to derive the General Fund revenue forecasts made by the Budget Division, the Department of Taxation, the Gaming Control Board, and the Fiscal Analysis Division.

(Exhibits presented to the Economic Forum at its meetings are available from the Fiscal Analysis Division upon request, or on the Legislative Counsel Bureau's website: http://www.leg.state.nv.us/Interim/77th2013/Committee/NonLeg/EcForum/?ID=24

Based on consideration of the information that was provided to the Forum at these meetings, the following forecast was approved at the December 3, 2014, meeting.

Total Nevada General Fund revenues are forecast at $3.07 billion for FY 2016 and $3.26 billion for FY 2017. The 2015-2017 biennial total of $6.33 billion is 0.9 percent higher than the current revised estimate for FY 2015 and the actual collections for FY 2014 of $6.27 billion for the 2013-2015 biennium.

As you will note in the chart below, gaming taxes are forecast to provide 22.7 percent of all General Fund revenues during the 2015-17 biennium, an increase from the 21.8 percent now estimated for the current biennium. Sales tax collections are forecast to provide 35.5 percent of all General Fund revenues during the 2015-17 biennium, an increase from the 31.9 percent currently estimated for the 2013-15 biennium. Modified business tax collections are forecast to provide 9.6 percent of all General Fund revenues during the 2015-17 biennium, a decrease from the 12.6 percent currently estimated for the 2013-15 biennium due to the sunset provisions approved during the 2013 Session of the Legislature.

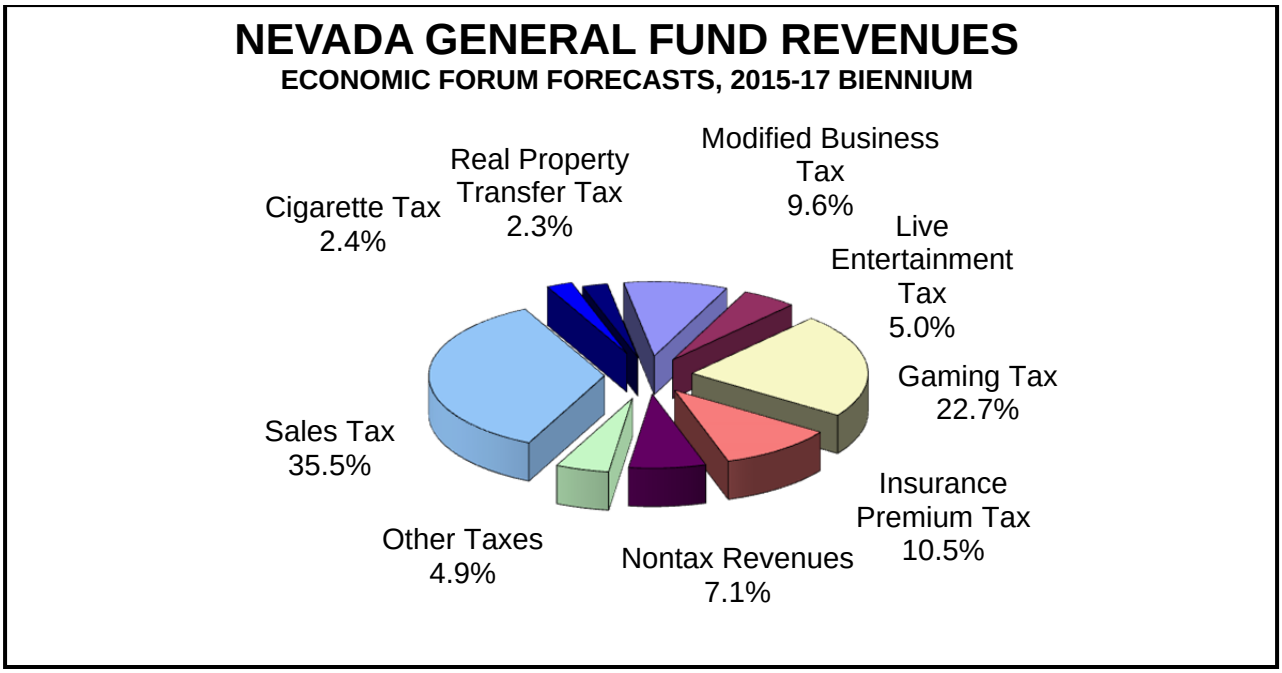

More detailed information on specific revenues in addition to gaming, sales, and modified business taxes is available in the accompanying table.

Sales Tax

Sales tax collections are forecast to reach $995.8 million in FY 2015, a 6.9 percent increase from FY 2014 levels. Sales taxes are expected to increase by 5.7 percent in FY 2016 and increase by 5.9 percent in FY 2017. These forecasts result in projected total sales tax receipts of $2.2 billion during the 2015-17 biennium.

Gaming Percentage Fee Tax

Total gaming percentage fee tax revenues are forecast to reach $687.2 million in FY 2015, an increase of 0.7 percent from actual FY 2014 collections. From this base, the tax is estimated to increase by 2.8 percent in FY 2016 and increase by 3.3 percent in FY 2017 to yield revenues of $1.4 billion for the General Fund during the 2015-17 biennium.

Modified Business Tax

Total modified business tax revenues are forecast to reach $403.7 million in FY 2015, an increase of 4.9 percent from actual FY 2014 collections. Modified business taxes are

estimated to decrease by 26.8 percent in FY 2016. With an increase of 4.9 percent in FY 2017, this revenue source is forecast to yield $605.3 million for the General Fund during the 2015-17 biennium.

For FY 2014 and 2015, the general business portion of the modified business tax is collected at a two-tier rate, with a rate of zero on the first $85,000 in taxable wages in a calendar quarter and a rate of 1.17 percent on all taxable wages in excess of $85,000 in a calendar quarter. Pursuant to Senate Bill 475 (2013), these provisions expire on June 30, 2015, and the modified business tax on general businesses reverts to a tax rate of 0.63 percent on all taxable wages in FY 2016 and future years. This legislative action accounts for the significant decrease in forecasted modified business tax revenue in FY 2016 compared to FY 2015.

Insurance Premium Tax

Total insurance premium tax revenues are forecast to reach $291.2 million in FY 2015, an increase of 10.5 percent from actual FY 2014 collections. From this base, the tax is estimated to increase by 9.7 percent in FY 2016 and increase by 9.3 percent in FY 2017 to yield revenues of $668.5 million for the General Fund during the 2015-17 biennium.

Live Entertainment Tax - Gaming

Total live entertainment tax revenues from gaming establishments are forecast to reach $135.9 million in FY 2015, a decrease of 2.3 percent from actual FY 2014 collections. From this base, the tax is estimated to increase by 3.4 percent in FY 2016 and increase by 3.7 percent in FY 2017 to yield revenues of $286.2 million for the General Fund during the 2015-17 biennium.

Real Property Transfer Tax

Total real property transfer tax revenues are forecast to reach $65.4 million in FY 2015, an increase of 8.9 percent from actual FY 2014 collections. From this base, the tax is estimated to increase by 7.6 percent in FY 2016 and increase by 8.0 percent in FY 2017 to yield revenues of $146.5 million for the General Fund during the 2015-17 biennium.

GENERAL FUND REVENUES - ECONOMIC FORUM DECEMBER 3, 2014 FORECAST
ACTUAL: FY 2012 THROUGH FY 2014 AND FORECAST: FY 2015 THROUGH FY 2017
ECONOMIC FORUM'S FORECAST FOR FY 2015, FY 2016, AND FY 2017 APPROVED AT THE DECEMBER 3, 2014, MEETING

							ECONOMIC FORUM DECEMBER 3, 2014 FORECAST					
DESCRIPTION	FY 2012 ACTUAL	% Change	FY 2013 ACTUAL	% Change	FY 2014 ACTUAL	% Change	FY 2015 FORECAST	% Change	FY 2016 FORECAST	% Change	FY 2017 FORECAST	% Change
TAXES												
TOTAL MINING TAXES AND FEES [3-09][19/20-10][1/2/3-12][1/2-14]	$120,425,485	-7.1%	$111,339,623	-7.5%	$26,221,970	-76.4%	$28,973,000	10.5%	$65,000		$31,076,000	
TOTAL SALES AND USE TAX [1-04][1A/1B-09][1-10][4-12][3-14]	$875,596,070	6.0%	$923,198,845	5.4%	$967,706,171	4.8%	$1,032,597,500	6.7%	$1,090,418,700	5.6%	$1,155,136,400	5.9%
TOTAL GAMING TAXES [2/3-04][1-06][5-12]	$686,450,412	0.4%	$710,525,734	3.5%	$718,816,067	1.2%	$716,885,200	-0.3%	$735,616,200	2.6%	$767,138,900	4.3%
LIVE ENTERTAINMENT TAX [4a/4b-04][2-06]	$136,982,047	4.9%	$137,416,170	0.3%	$154,136,218	12.2%	$151,561,000	-1.7%	$156,780,000	3.4%	$162,711,000	3.8%
TOTAL INSURANCE TAXES [21-10][1-16]	$237,858,943	0.9%	$249,389,842	4.8%	$264,521,903	6.1%	$292,233,400	10.5%	$320,358,900	9.6%	$350,141,900	9.3%
MBT-NONFINANCIAL [10-04][5/6-06][2-10][6-12][4-14]	$348,943,337	-3.4%	$363,242,006	4.1%	$361,095,880	-0.6%	$379,528,000	5.1%	$270,420,000	-28.7%	$283,941,000	5.0%
MBT-FINANCIAL [11-04][5-06]	$20,717,296	0.8%	$23,368,075	12.8%	$23,789,898	1.8%	$24,218,000	1.8%	$24,969,000	3.1%	$25,943,000	3.9%
CIGARETTE TAX [6-04][2-09][3-10]	$82,974,853	-3.5%	$83,017,546	0.1%	$79,628,983	-4.1%	$77,846,500	-2.2%	$76,082,900	-2.3%	$74,270,400	-2.4%
REAL PROPERTY TRANSFER TAX [13-04][8-06]	$48,373,678	-6.2%	$54,989,831	13.7%	$60,047,457	9.2%	$65,405,000	8.9%	$70,402,000	7.6%	$76,064,000	8.0%
ROOM TAX [5-09][4-10]												
GOVERNMENTAL SERVICES TAX [5-10][5-14]	$62,358,153	1.3%	$63,503,131	1.8%	$62,267,322	-1.9%	$62,890,000	1.0%				
LIQUOR TAX [5-04][2-09][7-10]	$40,649,951	3.0%	$39,884,376	-1.9%	$41,838,536	4.9%	$42,614,000	1.9%	$43,470,000	2.0%	$44,330,000	2.0%
OTHER TOBACCO TAX [7-04][2-09][8-10]	$8,274,310	-17.6%	$10,348,437	25.1%	$11,620,286	12.3%	$11,540,000	-0.7%	$12,442,000	7.8%	$12,738,000	2.4%
HECC TRANSFER	$5,000,000		$5,000,000		$5,000,000		$5,000,000		$5,000,000		$5,000,000	
BUSINESS LICENSE FEE [8-04][3/4-06][6-10][7-12][6-14]	$64,790,426	19.0%	$69,010,685	6.5%	$72,166,482	4.6%	$74,401,000	3.1%	$40,750,000	-45.2%	$41,763,000	2.5%
BUSINESS LICENSE TAX [9-04]	$597	-95.6%	$2,941	393.0%	$2,814	-4.3%	$260	-90.7%				
BRANCH BANK EXCISE TAX [12-04][7-06]	$3,047,528	-0.9%	$2,996,521	-1.7%	$2,788,166	-7.0%	$3,027,300	8.6%	$2,913,400	-3.8%	$2,913,400	
TAX AMNESTY [22-10]												
TOTAL TAXES	$2,742,443,087	-2.5%	$2,847,233,762	3.8%	$2,851,648,150	0.2%	$2,968,720,160	4.1%	$2,849,688,100	-4.0%	$3,033,167,000	6.4%
LICENSES												
INSURANCE LICENSES	$15,646,219	-5.4%	$16,625,163	6.3%	$17,925,429	7.8%	$18,642,000	4.0%	$19,202,000	3.0%	$19,778,000	3.0%
MARRIAGE LICENSES	$404,472	-1.7%	$378,324	-6.5%	$371,684	-1.8%	$382,400	2.9%	$385,600	0.8%	$382,500	-0.8%
TOTAL SECRETARY OF STATE [14-04][9/23-10]	$93,679,582	-6.5%	$91,976,297	-1.8%	$94,922,982	3.2%	$96,631,200	1.8%	$98,233,500	1.7%	$100,000,400	1.8%
PRIVATE SCHOOL LICENSES [7-14]	$224,140	-5.8%	$247,504	10.4%	$284,569	15.0%	$285,000	0.2%	$290,000	1.8%	$295,000	1.7%
PRIVATE EMPLOYMENT AGENCY	$11,800	-12.6%	$11,700	-0.8%	$11,400	-2.6%	$11,400		$11,400		$11,300	-0.9%
TOTAL REAL ESTATE [15/16-04]	$4,009,255	69.2%	$3,411,539	-14.9%	$1,376,900	-59.6%	$1,440,500	4.6%	$3,703,300	157.1%	$3,237,300	-12.6%
ATHLETIC COMMISSION FEES [24-10]	$5,115,117	74.8%	$3,867,975	-24.4%	$5,334,498	37.9%	$5,777,000	8.3%	$5,503,000	-4.7%	$5,612,000	2.0%
TOTAL LICENSES	$119,090,583	-3.0%	$116,518,502	-2.2%	$120,227,462	3.2%	$123,169,500	2.4%	$127,328,800	3.4%	$129,316,500	1.6%
FEES AND FINES												
VITAL STATISTICS FEES [17-04][25-10][8-14]	$1,024,903	-0.5%	$1,057,380	3.2%								
DIVORCE FEES	$184,862	-2.9%	$171,211	-7.4%	$174,376	1.8%	$172,000	-1.4%	$172,100	0.1%	$173,400	0.8%
CIVIL ACTION FEES	$1,389,756	-4.0%	$1,324,808	-4.7%	$1,325,805	0.1%	$1,327,000	0.1%	$1,328,000	0.1%	$1,330,000	0.2%
INSURANCE FEES	$1,431,172	153.1%	$1,208,502	-15.6%	$723,272	-40.2%	$900,000	24.4%	$990,000	10.0%	$990,000	
MEDICAL PLAN DISCOUNT REGISTRATION FEES	$9,895	-5.8%	$2,050	-79.3%								
TOTAL REAL ESTATE FEES [9-14]	$718,796	13.2%	$566,926	-21.1%	$549,202	-3.1%	$562,600	2.4%	$540,300	-4.0%	$549,900	1.8%
SHORT-TERM CAR LEASE [4-09][10-10][8-12]	$44,499,016	15.3%	$45,753,454	2.8%	$46,151,238	0.9%	$47,172,000	2.2%	$48,192,000	2.2%	$49,282,000	2.3%
ATHLETIC COMMISSION LICENSES/FINES	$231,865	70.8%	$215,822	-6.9%	$234,245	8.5%	$253,700	8.3%	$241,500	-4.8%	$246,400	2.0%
STATE ENGINEER SALES [11-10][10-14]	$3,366,568	12.4%	$2,617,726	-22.2%								
SUPREME COURT FEES	$211,955	2.6%	$193,275	-8.8%	$216,785	12.2%	$216,800	0.0%	$216,800		$216,800	
NOTICE OF DEFAULT FEES [26-10]	$2,484,840	-69.5%	$2,765,325	11.3%	$1,706,387	-38.3%	$1,254,900	-26.5%	$1,066,700	-15.0%	$931,500	-12.7%
MISC. FINES/FORFEITURES	$2,851,838	-14.0%	$11,162,515	291.4%	$3,125,839	-72.0%	$3,150,000	0.8%	$3,000,000	-4.8%	$3,000,000	
TOTAL FEES AND FINES	$58,405,467	1.9%	$67,038,994	14.8%	$54,207,150	-19.1%	$55,009,000	1.5%	$55,747,400	1.3%	$56,720,000	1.7%
USE OF MONEY AND PROPERTY												
LYON COUNTY REPAYMENTS												
OTHER REPAYMENTS [18-04][11-14]	$363,017	-66.9%	$453,594	25.0%	$392,422	-13.5%	$454,933	15.9%	$251,935	-44.6%	$251,935	
INTEREST INCOME [9-12]	$505,123	-57.2%	$633,273	25.4%	$594,086	-6.2%	$1,106,200	86.2%	$3,243,000	193.2%	$6,017,300	85.5%
TOTAL USE OF MONEY AND PROPERTY	$868,140	-62.0%	$1,086,867	25.2%	$986,508	-9.2%	$1,561,133	58.2%	$3,494,935	123.9%	$6,269,235	79.4%

GENERAL FUND REVENUES - ECONOMIC FORUM DECEMBER 3, 2014 FORECAST
ACTUAL: FY 2012 THROUGH FY 2014 AND FORECAST: FY 2015 THROUGH FY 2017
ECONOMIC FORUM'S FORECAST FOR FY 2015, FY 2016, AND FY 2017 APPROVED AT THE DECEMBER 3, 2014, MEETING

							ECONOMIC FORUM DECEMBER 3, 2014 FORECAST					
DESCRIPTION	FY 2012 ACTUAL	% Change	FY 2013 ACTUAL	% Change	FY 2014 ACTUAL	% Change	FY 2015 FORECAST	% Change	FY 2016 FORECAST	% Change	FY 2017 FORECAST	% Change
OTHER REVENUE												
HOOVER DAM REVENUE	$300,000		$300,000		$300,000		$300,000		$300,000		$300,000	
GST COMMISSIONS AND PENALITIES/DMV [10-12][12-14]	$24,678,398		$25,127,068	1.8%			$24,911,700					
EXPIRED SLOT MACHINE WAGERING VOUCHERS [11-12]	$3,134,219		$7,193,209	129.5%	$7,486,068	4.1%	$7,444,800	-0.6%	$7,511,300	0.9%	$7,653,400	1.9%
PROPERTY TAX: 4-CENT OPERATING RATE [13-10]	$22											
PROPERTY TAX: 5-CENT CAPITAL RATE [14-10]	$11											
SUPPL. ACCOUNT FOR MED. ASSIST. TO INDIGENT [18-10][12-12]	$19,112,621	-12.7%	$19,218,718	0.6%								
COURT ADMINISTRATIVE ASSESSMENTS [16-10][13-12][13-14]	$4,434,259	-13.5%	$4,118,579	-7.1%	$2,511,100	-39.0%	$2,510,800	0.0%				
COURT ADMINISTRATIVE ASSESSMENT FEE [28-10]	$2,537,600	6.5%	$2,509,553	-1.1%	$2,335,123	-7.0%	$2,218,400	-5.0%	$2,218,400		$2,240,600	1.0%
MISC. SALES AND REFUNDS	$870,945	-21.0%	$867,238	-0.4%	$894,392	3.1%	$907,300	1.4%	$905,300	-0.2%	$912,200	0.8%
COST RECOVERY PLAN [14-14]	$8,495,233	-6.1%	$8,470,707	-0.3%	$8,883,972	4.9%	$8,461,500	-4.8%	$8,514,800	0.6%	$8,525,500	0.1%
UNCLAIMED PROPERTY [9-06][5-09][12/29/30-10][1-11][14-12]	$97,397,588	16.2%	$32,918,563	-66.2%	$17,466,436	-46.9%	$10,075,000	-42.3%	$13,884,000	37.8%	$15,878,000	14.4%
TOTAL OTHER REVENUE	$160,960,897	-11.3%	$100,723,636	-37.4%	$39,877,089	-60.4%	$56,829,500	42.5%	$33,333,800	-41.3%	$35,509,700	6.5%
TOTAL GENERAL FUND REVENUE	$3,081,768,174	-2.9%	$3,132,601,761	1.6%	$3,066,946,360	-2.1%	$3,205,289,294	4.5%	$3,069,593,035	-4.2%	$3,260,982,435	6.2%

GENERAL FUND REVENUES - ECONOMIC FORUM DECEMBER 3, 2014 FORECAST
ACTUAL: FY 2012 THROUGH FY 2014 AND FORECAST: FY 2015 THROUGH FY 2017
ECONOMIC FORUM'S FORECAST FOR FY 2015, FY 2016, AND FY 2017 APPROVED AT THE DECEMBER 3, 2014, MEETING

								ECONOMIC FORUM DECEMBER 3, 2014 FORECAST					
	DESCRIPTION	FY 2012 ACTUAL	% Change	FY 2013 ACTUAL	% Change	FY 2014 ACTUAL	% Change	FY 2015 FORECAST	% Change	FY 2016 FORECAST	% Change	FY 2017 FORECAST	% Change
	TAXES												
	MINING TAX AND MINING CLAIMS FEE												
3064	Net Proceeds of Minerals [3-09][19-10][1-12][2-12][1-14][2-14]	$120,414,858	8.0%	$111,275,062	-7.6%	$26,221,970	-76.4%	$28,908,000	10.2%			$31,011,000	
3241	Net Proceeds Penalty												
3245	Centrally Assessed Penalties	$4,327	-78.9%	$64,561	1392.1%			$65,000		$65,000		$65,000	
3116	Mining Claims Fee [20-10][3-12]	$6,300											
	TOTAL MINING TAXES AND FEES	$120,425,485	-7.1%	$111,339,623	-7.5%	$26,221,970	-76.4%	$28,973,000	10.5%	$65,000		$31,076,000	
	SALES AND USE												
3001	Sales & Use Tax [1-04][1A-09][1-10]	$842,941,556	6.0%	$888,658,964	5.4%	$931,319,687	4.8%	$995,792,000	6.9%	$1,052,885,000	5.7%	$1,115,375,000	5.9%
3002	State Share - LSST [1-04][1B-09][1-10][4-12][3-14]	$8,309,073	7.5%	$8,791,462	5.8%	$9,194,669	4.6%	$9,709,000	5.6%	$8,883,700	-8.5%	$9,411,000	5.9%
3003	State Share - BCCRT [1-04][1B-09][1-10]	$3,682,170	6.0%	$3,893,046	5.7%	$4,088,755	5.0%	$4,356,600	6.6%	$4,606,400	5.7%	$4,879,800	5.9%
3004	State Share - SCCRT [1-04][1B-09][1-10]	$12,884,425	6.0%	$13,625,039	5.7%	$14,305,300	5.0%	$15,248,100	6.6%	$16,122,300	5.7%	$17,079,200	5.9%
3005	State Share - PTT [1-04][1B-09][1-10]	$7,778,846	5.9%	$8,230,334	5.8%	$8,797,760	6.9%	$7,491,800	-14.8%	$7,921,300	5.7%	$8,391,400	5.9%
	TOTAL SALES AND USE	$875,596,070	6.0%	$923,198,845	5.4%	$967,706,171	4.8%	$1,032,597,500	6.7%	$1,090,418,700	5.6%	$1,155,136,400	5.9%
	GAMING - STATE												
3032	Pari-mutuel Tax	$2,113	-42.1%	$3,069	45.2%	$2,758	-10.1%	$3,000	8.8%	$3,000		$3,200	6.7%
3181	Racing Fees	$11,616	-1.0%	$8,698	-25.1%	$9,258	6.4%	$7,500	-19.0%	$7,600	1.3%	$7,600	
3247	Racing Fines/Forfeitures			$350				$600					
3041	Percent Fees - Gross Revenue [2-04]	$653,672,645	0.2%	$678,852,045	3.9%	$682,311,672	0.5%	$687,213,000	0.7%	$706,620,000	2.8%	$730,012,000	3.3%
3042	Gaming Penalties	$459,560	-67.5%	$1,456,742	217.0%	$7,862,472	439.7%	$750,000	-90.5%	$750,000		$750,000	
3043	Flat Fees-Restricted Slots [3-04][1-06][1-08][5-12]	$8,485,702	0.8%	$8,403,435	-1.0%	$8,305,289	-1.2%	$8,257,200	-0.6%	$8,276,400	0.2%	$8,339,200	0.8%
3044	Non-Restricted Slots [1-06][1-08][5-12]	$12,628,582	2.9%	$12,298,703	-2.6%	$11,383,000	-7.4%	$11,262,600	-1.1%	$11,186,500	-0.7%	$11,204,300	0.2%
3045	Quarterly Fees-Games	$6,592,935	-1.2%	$6,449,658	-2.2%	$6,410,111	-0.6%	$6,536,500	2.0%	$6,586,400	0.8%	$6,673,500	1.3%
3046	Advance License Fees	$3,996,985	79.3%	$1,340,597	-66.5%	$672,263	-49.9%	$1,553,400	131.1%	$500,000	-67.8%	$8,569,300	1613.9%
3048	Slot Machine Route Operator	$36,500	1.4%	$40,500	11.0%	$37,000	-8.6%	$37,500	1.4%	$38,000	1.3%	$39,000	2.6%
3049	Gaming Info Systems Annual	$18,000	19.0%	$18,000		$18,000		$18,000		$18,000		$18,000	
3028	Interactive Gaming Fee - Operator			$437,500		$604,167	38.1%	$500,000	-17.2%	$854,000	70.8%	$750,000	-12.2%
3029	Interactive Gaming Fee - Service Provider	$1,000		$27,000	2600.0%	$75,000	177.8%	$73,000	-2.7%	$70,000	-4.1%	$65,000	-7.1%
3030	Interactive Gaming Fee - Manufacturer	$125,000		$775,000	520.0%	$700,000	-9.7%	$225,000	-67.9%	$250,000	11.1%	$250,000	
3033	Equip Mfg. License	$264,500	-4.9%	$273,500	3.4%	$290,000	6.0%	$296,000	2.1%	$300,500	1.5%	$303,500	1.0%
3034	Race Wire License	$38,849	16.3%	$34,889	-10.2%	$29,736	-14.8%	$28,800	-3.1%	$28,200	-2.1%	$27,700	-1.8%
3035	Annual Fees on Games	$116,425	-5.6%	$106,046	-8.9%	$105,341	-0.7%	$123,100	16.9%	$127,600	3.7%	$126,600	-0.8%
	TOTAL GAMING - STATE	$686,450,412	0.4%	$710,525,734	3.5%	$718,816,067	1.2%	$716,885,200	-0.3%	$735,616,200	2.6%	$767,138,900	4.3%
	LIVE ENTERTAINMENT TAX (LET)												
3031G	Live Entertainment Tax-Gaming [4b-04]	$125,337,855	5.7%	$125,709,500	0.3%	$139,156,240	10.7%	$135,893,000	-2.3%	$140,473,000	3.4%	$145,721,000	3.7%
3031NG	Live Entertainment Tax-Nongaming [4b-04][2-06][2-08]	$11,644,191	-3.8%	$11,706,670	0.5%	$14,979,978	28.0%	$15,668,000	4.6%	$16,307,000	4.1%	$16,990,000	4.2%
	TOTAL LET	$136,982,047	4.9%	$137,416,170	0.3%	$154,136,218	12.2%	$151,561,000	-1.7%	$156,780,000	3.4%	$162,711,000	3.8%
	INSURANCE TAXES												
3061	Insurance Premium Tax [21-10][1-16]	$236,787,376	0.8%	$248,512,421	5.0%	$263,531,578	6.0%	$291,239,000	10.5%	$319,349,000	9.7%	$349,124,000	9.3%
3062	Insurance Retaliatory Tax	$396,380	81.1%	$242,383	-38.9%	$234,807	-3.1%	$216,200	-7.9%	$216,200		$216,200	
3067	Captive Insurer Premium Tax	$675,188	-9.0%	$635,037	-5.9%	$755,517	19.0%	$778,200	3.0%	$793,700	2.0%	$801,700	1.0%
	TOTAL INSURANCE TAXES	$237,858,943	0.9%	$249,389,842	4.8%	$264,521,903	6.1%	$292,233,400	10.5%	$320,358,900	9.6%	$350,141,900	9.3%
	MODIFIED BUSINESS TAX (MBT)												
3069	MBT - Nonfinancial [10-04][5-06][6-06][3-08][2-10][6-12][4-14]	$348,943,337	-3.4%	$363,242,006	4.1%	$361,095,880	-0.6%	$379,528,000	5.1%	$270,420,000	-28.7%	$283,941,000	5.0%
3069	MBT - Financial [11-04][5-06]	$20,717,296	0.8%	$23,368,075	12.8%	$23,789,898	1.8%	$24,218,000	1.8%	$24,969,000	3.1%	$25,943,000	3.9%
	TOTAL MBT	$369,660,633	-3.2%	$386,610,081	4.6%	$384,885,778	-0.4%	$403,746,000	4.9%	$295,389,000	-26.8%	$309,884,000	4.9%
	CIGARETTE TAX												
3052	Cigarette Tax [6-04][2-09][3-10]	$82,974,853	-3.5%	$83,017,546	0.1%	$79,628,983	-4.1%	$77,846,500	-2.2%	$76,082,900	-2.3%	$74,270,400	-2.4%
	REAL PROPERTY TRANSFER TAX (RPTT)												
3055	Real Property Transfer Tax [13-04][8-06]	$48,373,678	-6.2%	$54,989,831	13.7%	$60,047,457	9.2%	$65,405,000	8.9%	$70,402,000	7.6%	$76,064,000	8.0%
	ROOM TAX												
3057	Room Tax [4-10]												
	GOVERMENTAL SERVICES TAX (GST)												
3051	Governmental Services Tax [5-10][5-14]	$62,358,153	1.3%	$63,503,131	1.8%	$62,267,322	-1.9%	$62,890,000	1.0%				

GENERAL FUND REVENUES - ECONOMIC FORUM DECEMBER 3, 2014 FORECAST
ACTUAL: FY 2012 THROUGH FY 2014 AND FORECAST: FY 2015 THROUGH FY 2017
ECONOMIC FORUM'S FORECAST FOR FY 2015, FY 2016, AND FY 2017 APPROVED AT THE DECEMBER 3, 2014, MEETING

								ECONOMIC FORUM DECEMBER 3, 2014 FORECAST					
	DESCRIPTION	FY 2012 ACTUAL	% Change	FY 2013 ACTUAL	% Change	FY 2014 ACTUAL	% Change	FY 2015 FORECAST	% Change	FY 2016 FORECAST	% Change	FY 2017 FORECAST	% Change
	TAXES - CONTINUED												
	OTHER TAXES												
3113	Business License Fee [8-04][3-06][4-06][6-10][7-12][6-14]	$64,790,426	19.0%	$69,010,685	6.5%	$72,166,482	4.6%	$74,401,000	3.1%	$40,750,000	-45.2%	$41,763,000	2.5%
3050	Liquor Tax [5-04][2-09][7-10]	$40,649,951	3.0%	$39,884,376	-1.9%	$41,838,536	4.9%	$42,614,000	1.9%	$43,470,000	2.0%	$44,330,000	2.0%
3053	Other Tobacco Tax [7-04][2-09][8-10]	$8,274,310	-17.6%	$10,348,437	25.1%	$11,620,286	12.3%	$11,540,000	-0.7%	$12,442,000	7.8%	$12,738,000	2.4%
4862	HECC Transfer	$5,000,000		$5,000,000		$5,000,000		$5,000,000		$5,000,000		$5,000,000	
3065	Business License Tax [9-04]	$597	-95.6%	$2,941	393.0%	$2,814	-4.3%	$260	-90.7%				
3068	Branch Bank Excise Tax [12-04][7-06]	$3,047,528	-0.9%	$2,996,521	-1.7%	$2,788,166	-7.0%	$3,027,300	8.6%	$2,913,400	-3.8%	$2,913,400	
	TOTAL TAXES	$2,742,443,087	-2.5%	$2,847,233,762	3.8%	$2,851,648,150	0.2%	$2,968,720,160	4.1%	$2,849,688,100	-4.0%	$3,033,167,000	6.4%
	LICENSES												
3101	Insurance Licenses	$15,646,219	-5.4%	$16,625,163	6.3%	$17,925,429	7.8%	$18,642,000	4.0%	$19,202,000	3.0%	$19,778,000	3.0%
3120	Marriage License	$404,472	-1.7%	$378,324	-6.5%	$371,684	-1.8%	$382,400	2.9%	$385,600	0.8%	$382,500	-0.8%
	SECRETARY OF STATE												
3105	UCC [1-02][14-04][23-10]	$1,829,710	-0.4%	$1,685,928	-7.9%	$1,714,724	1.7%	$1,653,000	-3.6%	$1,659,000	0.4%	$1,666,000	0.4%
3129	Notary Fees [23-10]	$579,228	-24.6%	$571,626	-1.3%	$544,060	-4.8%	$549,500	1.0%	$555,000	1.0%	$560,500	1.0%
3130	Commercial Recordings [14-04][9-10][23-10]	$66,693,331	-5.9%	$65,062,391	-2.4%	$66,661,943	2.5%	$67,858,000	1.8%	$68,922,000	1.6%	$70,137,000	1.8%
3131	Video Service Franchise	$8,425		$7,075	-16.0%	$3,525	-50.2%	$2,000	-43.3%	$300	-85.0%	$300	
3121	Domestic Partnership Registry Fee [23-10]	$33,891	42.1%	$43,956	29.7%	$51,621	17.4%	$7,700	-85.1%	$5,200	-32.5%	$2,600	-50.0%
3152	Securities [14-04][23-10]	$24,534,996	2.1%	$24,605,322	0.3%	$25,947,110	5.5%	$26,561,000	2.4%	$27,092,000	2.0%	$27,634,000	2.0%
	TOTAL SECRETARY OF STATE	$93,679,582	-6.5%	$91,976,297	-1.8%	$94,922,982	3.2%	$96,631,200	1.8%	$98,233,500	1.7%	$100,000,400	1.8%
3172	Private School Licenses [7-14]	$224,140	-5.8%	$247,504	10.4%	$284,569	15.0%	$285,000	0.2%	$290,000	1.8%	$295,000	1.7%
3173	Private Employment Agency	$11,800	-12.6%	$11,700	-0.8%	$11,400	-2.6%	$11,400		$11,400		$11,300	-0.9%
	REAL ESTATE												
3161	Real Estate License [15-04]	$4,005,955	69.4%	$3,408,649	-14.9%	$1,372,080	-59.7%	$1,437,200	4.7%	$3,699,700	157.4%	$3,233,700	-12.6%
3162	Real Estate Fees	$3,300	-31.3%	$2,890	-12.4%	$4,820	66.8%	$3,300	-31.5%	$3,600	9.1%	$3,600	
	TOTAL REAL ESTATE	$4,009,255	69.2%	$3,411,539	-14.9%	$1,376,900	-59.6%	$1,440,500	4.6%	$3,703,300	157.1%	$3,237,300	-12.6%
3102	Athletic Commission Fees [24-10]	$5,115,117	74.8%	$3,867,975	-24.4%	$5,334,498	37.9%	$5,777,000	8.3%	$5,503,000	-4.7%	$5,612,000	2.0%
	TOTAL LICENSES	$119,090,583	-3.0%	$116,518,502	-2.2%	$120,227,462	3.2%	$123,169,500	2.4%	$127,328,800	3.4%	$129,316,500	1.6%
	FEES AND FINES												
3200	Vital Statistics Fees [17-04][25-10][8-14]	$1,024,903	-0.5%	$1,057,380	3.2%								
3203	Divorce Fees	$184,862	-2.9%	$171,211	-7.4%	$174,376	1.8%	$172,000	-1.4%	$172,100	0.1%	$173,400	0.8%
3204	Civil Action Fees	$1,389,756	-4.0%	$1,324,808	-4.7%	$1,325,805	0.1%	$1,327,000	0.1%	$1,328,000	0.1%	$1,330,000	0.2%
3242	Insurance Fines	$1,431,172	153.1%	$1,208,502	-15.6%	$723,272	-40.2%	$900,000	24.4%	$990,000	10.0%	$990,000	
3103MD	Medical Plan Discount Reg. Fees	$9,895	-5.8%	$2,050	-79.3%								
	REAL ESTATE FEES												
3107IOS	IOS Application Fees	$9,800	31.7%	$8,794	-10.3%	$7,840	-10.8%	$6,800	-13.3%	$8,000	17.6%	$8,000	
3165	Land Co Filing Fees	$140,650	15.0%	$131,320	-6.6%	$167,495	27.5%	$140,600	-16.1%	$160,000	13.8%	$162,600	1.6%
3167	Real Estate Adver Fees [9-14]	$4,180	-26.9%	$2,745	-34.3%	$590	-78.5%	$600	1.7%				
3169	Real Estate Reg Fees	$15,725	20.5%	$18,000	14.5%	$15,700	-12.8%	$14,200	-9.6%	$17,000	19.7%	$18,000	5.9%
4741	Real Estate Exam Fees [19-04]	$218,816	1.7%	$171,144	-21.8%	$174,117	1.7%	$200,000	14.9%	$172,000	-14.0%	$174,000	1.2%
3171	CAM Certification Fee	$86,040	31.0%										
3178	Real Estate Accred Fees	$79,050	-8.1%	$80,108	1.3%	$86,475	7.9%	$110,000	27.2%	$83,000	-24.5%	$86,000	3.6%
3254	Real Estate Penalties	$101,285	32.2%	$104,165	2.8%	$36,835	-64.6%	$25,900	-29.7%	$38,000	46.7%	$36,000	-5.3%
3190	A.B. 165, Real Estate Inspectors	$63,250	47.8%	$50,650	-19.9%	$60,150	18.8%	$64,500	7.2%	$62,300	-3.4%	$65,300	4.8%
	TOTAL REAL ESTATE FEES	$718,796	13.2%	$566,926	-21.1%	$549,202	-3.1%	$562,600	2.4%	$540,300	-4.0%	$549,900	1.8%
3066	Short Term Car Lease [4-09][10-10][8-12]	$44,499,016	15.3%	$45,753,454	2.8%	$46,151,238	0.9%	$47,172,000	2.2%	$48,192,000	2.2%	$49,282,000	2.3%
3103AC	Athletic Commission Licenses/Fines	$231,865	70.8%	$215,822	-6.9%	$234,245	8.5%	$253,700	8.3%	$241,500	-4.8%	$246,400	2.0%
3205	State Engineer Sales [11-10][10-14]	$3,366,568	12.4%	$2,617,726	-22.2%								
3206	Supreme Court Fees	$211,955	2.6%	$193,275	-8.8%	$216,785	12.2%	$216,800	0.0%	$216,800		$216,800	
3115	Notice of Default Fee [26-10]	$2,484,840	-69.5%	$2,765,325	11.3%	$1,706,387	-38.3%	$1,254,900	-26.5%	$1,066,700	-15.0%	$931,500	-12.7%
3271	Misc Fines/Forfeitures	$2,851,838	-14.0%	$11,162,515	291.4%	$3,125,839	-72.0%	$3,150,000	0.8%	$3,000,000	-4.8%	$3,000,000	
	TOTAL FEES AND FINES	$58,405,467	1.9%	$67,038,994	14.8%	$54,207,150	-19.1%	$55,009,000	1.5%	$55,747,400	1.3%	$56,720,000	1.7%

GENERAL FUND REVENUES - ECONOMIC FORUM DECEMBER 3, 2014 FORECAST
ACTUAL: FY 2012 THROUGH FY 2014 AND FORECAST: FY 2015 THROUGH FY 2017
ECONOMIC FORUM'S FORECAST FOR FY 2015, FY 2016, AND FY 2017 APPROVED AT THE DECEMBER 3, 2014, MEETING

							ECONOMIC FORUM DECEMBER 3, 2014 FORECAST					
DESCRIPTION	FY 2012 ACTUAL	% Change	FY 2013 ACTUAL	% Change	FY 2014 ACTUAL	% Change	FY 2015 FORECAST	% Change	FY 2016 FORECAST	% Change	FY 2017 FORECAST	% Change
USE OF MONEY AND PROP												
4420 Lyon County Repayments												
OTHER REPAYMENTS												
4401 Higher Education Tuition Admin												
4403 Forestry Nurseries Fund Repayment (05-M27)	$20,670		$20,670		$20,670		$20,670		$20,670		$20,670	
4404 Bldg. and Grounds Repayments												
4404 CIP 95-C14, Mailroom Remodel												
4408 Comp/Fac Repayment	$23,744		$23,744		$23,744		$23,744		$23,744		$23,744	
4408 CIP 95-M1, Security Alarm	$2,998		$2,998		$2,998		$2,998		$2,998		$2,998	
4408 CIP 95-M5, Facility Generator	$6,874		$6,874		$6,874		$6,874		$6,874		$6,874	
4408 CIP 95-S4F, Advance Planning	$1,000		$1,000		$1,000		$1,000		$1,000		$1,000	
4408 CIP 97-C26, Capitol Complex Conduit System, Phase I	$62,542		$62,542		$62,542		$62,542		$62,542		$62,542	
4408 CIP 97-S4H, Advance Planning Addition to Computer Facility	$9,107		$9,107		$9,107		$9,107		$9,107		$9,107	
4408 S.B. 201, 1997; Cost of PBX System												
4408 A.B. 576-Virtual Tape Storage												
4408 DoIT Repayment - April 9, 2008 IFC												
4409 Motor Pool Repay - Carson												
4409 Motor Pool Repay - Reno												
4409 Motor Pool Repay - LV [11-14]					$62,500		$125,000		$125,000		$125,000	
4410 Purchasing Repayment												
4402 State Personnel IFS Repayment; S.B. 201, 1997 Legislature	$236,082		$326,659		$202,987		$202,998	0.0%				
TOTAL OTHER REPAYMENTS	$363,017	-66.9%	$453,594	25.0%	$392,422	-13.5%	$454,933	15.9%	$251,935	-44.6%	$251,935	
4406 Marlette Repayment												
INTEREST INCOME												
3290 Treasurer [9-12]	$522,729	-52.3%	$625,550	19.7%	$589,930	-5.7%	$1,102,000	86.8%	$3,242,000	194.2%	$6,016,300	85.6%
3291 Other	($17,606)	-121.1%	$7,723		$4,156	-46.2%	$4,200	1.1%	$1,000	-76.2%	$1,000	
TOTAL INTEREST INCOME	$505,123	-57.2%	$633,273	25.4%	$594,086	-6.2%	$1,106,200	86.2%	$3,243,000	193.2%	$6,017,300	85.5%
TOTAL USE OF MONEY & PROP	$868,140	-62.0%	$1,086,867	25.2%	$986,508	-9.2%	$1,561,133	58.2%	$3,494,935	123.9%	$6,269,235	79.4%
OTHER REVENUE												
3059 Hoover Dam Revenue	$300,000		$300,000		$300,000		$300,000		$300,000		$300,000	
MISC SALES AND REFUNDS												
4794 GST Commissions and Penalties / DMV [10-12][12-14]	$24,678,398		$25,127,068	1.8%			$24,911,700					
3047 Expired Slot Machine Wagering Vouchers [11-12]	$3,134,219		$7,193,209	129.5%	$7,486,068	4.1%	$7,444,800	-0.6%	$7,511,300	0.9%	$7,653,400	1.9%
3071 Property Tax: 4-cent operating rate (Clark & Washoe) [13-10]	$22											
3070 Property Tax: 5-cent capital rate (Clark & Washoe) [14-10]	$11											
4792 Room Tax: State 3/8 of 1% Rate [15-10]												
4791 Insurance Verification Fees [17-10]												
4790 Suppl. Account for Med. Assist. to Indigent [18-10][12-12]	$19,112,621	-12.7%	$19,218,718	0.6%								
4793 Lobbyist Registration Fee [27-10]												
3107 Misc Fees	$251,299	-40.8%	$305,387	21.5%	$298,822	-2.1%	$299,500	0.2%	$279,600	-6.6%	$279,600	
3109 Court Admin Assessments [16-10][13-12][13-14]	$4,434,259	-13.5%	$4,118,579	-7.1%	$2,511,100	-39.0%	$2,510,800	0.0%				
3114 Court Administrative Assessment Fee [28-10]	$2,537,600	6.5%	$2,509,553	-1.1%	$2,335,123	-7.0%	$2,218,400	-5.0%	$2,218,400		$2,240,600	1.0%
3168 Declare of Candidacy Filing Fee	$68,541	115.2%	$37,937	-44.7%	$92,200	143.0%	$30,000	-67.5%	$42,500	41.7%	$30,000	-29.4%
3202 Fees & Writs of Garnishments	$2,255	-20.7%	$2,605	15.5%	$2,535	-2.7%	$2,600	2.6%	$2,600		$2,600	
3220 Nevada Report Sales	$5,670	-37.3%	$8,620	52.0%	$3,480	-59.6%	$8,500	144.3%	$4,000	-52.9%	$8,500	112.5%
3222 Excess Property Sales	$32,966	56.9%	$26,780	-18.8%	$46,603	74.0%	$93,100	99.8%	$93,100		$93,100	
3240 Sale of Trust Property	$14,429	-14.5%	$4,718	-67.3%	$3,447	-26.9%	$3,500	1.5%	$3,500		$3,500	
3243 Insurance - Misc	$432,446	-22.4%	$390,623	-9.7%	$416,576	6.6%	$437,400	5.0%	$450,500	3.0%	$464,000	3.0%
3274 Misc Refunds	$63,338	62.0%	$90,567	43.0%	$30,729	-66.1%	$32,700	6.4%	$29,500	-9.8%	$30,900	4.7%
3276 Cost Recovery Plan [14-14]	$8,495,233	-6.1%	$8,470,707	-0.3%	$8,883,972	4.9%	$8,461,500	-4.8%	$8,514,800	0.6%	$8,525,500	0.1%
TOTAL MISC SALES & REF	$63,263,309	-35.0%	$67,505,073	6.7%	$22,110,653	-67.2%	$46,454,500	110.1%	$19,149,800	-58.8%	$19,331,700	0.9%
3255 Unclaimed Property [9-06][5-09][12-10][29-10][30-10][1-11][14-12]	$97,397,588	16.2%	$32,918,563	-66.2%	$17,466,436	-46.9%	$10,075,000	-42.3%	$13,884,000	37.8%	$15,878,000	14.4%
TOTAL OTHER REVENUE	$160,960,897	-11.3%	$100,723,636	-37.4%	$39,877,089	-60.4%	$56,829,500	42.5%	$33,333,800	-41.3%	$35,509,700	6.5%
TOTAL GENERAL FUND REVENUE	$3,081,768,174	-2.9%	$3,132,601,761	1.6%	$3,066,946,360	-2.1%	$3,205,289,294	4.5%	$3,069,593,035	-4.2%	$3,260,982,435	6.2%

GENERAL FUND REVENUES - ECONOMIC FORUM DECEMBER 3, 2014 FORECAST
ACTUAL: FY 2012 THROUGH FY 2014 AND FORECAST: FY 2015 THROUGH FY 2017
ECONOMIC FORUM'S FORECAST FOR FY 2015, FY 2016, AND FY 2017 APPROVED AT THE DECEMBER 3, 2014, MEETING

DESCRIPTION	FY 2012 ACTUAL	% Change	FY 2013 ACTUAL	% Change	FY 2014 ACTUAL	% Change	ECONOMIC FORUM DECEMBER 3, 2014 FORECAST					
							FY 2015 FORECAST	% Change	FY 2016 FORECAST	% Change	FY 2017 FORECAST	% Change

NOTES:

FY 2004 (Actual collections are not displayed in the table for FY 2004, but notes were retained as they reflect the tax changes approved by the Legislature during the 2003 Regular and Special Sessions.

FY 2004

[1-04] A.B. 4 (20th S.S.) reduced the collection allowance provided to the taxpayer for collecting and remitting the sales tax to the state from 1.25% to 0.5%, effective July 1, 2003.

[2-04] S.B. 8 (20th S.S.) increased gross gaming tax rates by 0.5%: 3.0% to 3.5% on monthly revenue up to $50,000; 4.0% to 4.5% on revenue over $50,000 and up to $134,000; 6.25% to 6.75% on revenue exceeding $134,000, effective August 1, 2003.

[3-04] S.B. 8 (20th S.S.) increased quarterly restricted slot fees by 33%: from $61 to $81 per machine, up to 5 machines; from $106 to $141 for each machine over 5, up to 15 machines, effective July 22, 2003.

[4a-04] S.B. 8 (20th S.S.) modified types of establishments and entertainment subject to the 10% Casino Entertainment Tax (CET), effective September 1 to December 31, 2003 [Estimated to generate $4,982,000 additional collections during 4-month period].

[4b-04] S.B. 8 (20th S.S.) repealed CET and replaced by Live Entertainment Tax (LET): 5% of admissions price, if entertainment is in facility with 7,500 or more seats; 10% of admissions price & food, beverage, and merchandise purchased, if facility has more than 300 and up to 7,500 seats; exempt from the tax if facility is a non-gaming establishment with less than 300 seats or is gaming establishment with less than 300 seats and less than 51 slot machines, 6 games, or any combination thereof, effective January 1, 2004.

[5-04] S.B. 8 (20th S.S.) increased liquor taxes by 75%: beer from 9 cents to 16 cents per gallon; liquor up to 14% alcohol from 40 cents to 70 cents per gallon; liquor over 14% and up to 22% alcohol from 75 cents to $1.30 per gallon; liquor over 22% alcohol from $2.05 (15 cents for alcohol abuse program, 50 cents to local government, and $1.40 to State General Fund) to $3.60 per gallon (15 cents for alcohol abuse program, 50 cents to local government, and $2.95 to State General Fund) , effective August 1, 2003. [Estimated to generate $13,873,000 in FY 2004 and $15,536,000 in FY 2005]. A.B. 4 (20th S.S.) reduced the collection allowance provided to the taxpayer for collecting and remitting the liquor tax to the state from 3% to 0.5%, effective August 1, 2003. [Estimated to generate $734,000 in FY 2004 and $822,000 in FY 2005]

[6-04] S.B. 8 (20th S.S.) increased cigarette tax per pack of 20 by 45 cents: from 35 cents per pack (10 cents to Local Government Distribution Fund, 25 cents to State General Fund) to 80 cents per pack (10 cents to Local Government Distribution Fund, 70 cents to State General Fund), effective July 22, 2003. [Estimated to generate $63,268,000 in FY 2004 and $70,047,000 in FY 2005] A.B. 4 (20th S.S.) reduced the collection allowance provided to the taxpayer for collecting and remitting the cigarette tax to the state from 3% to 0.5%, effective August 1, 2003. [Estimated to generate $2,538,000 in FY 2004 and $2,884,000 in FY 2005]

[7-04] A.B. 4 (20th S.S.) reduced collection allowance provided to taxpayer for collecting and remitting tax on other tobacco items from 2.0% to 0.5%, effective August 1, 2003.

[8-04] S.B. 8 (20th S.S.) changed the $25 one-time annual Business License Fee to an annual fee of $100, effective July 22, 2003.

[9-04] S.B. 8 (20th S.S.) repealed the current quarterly $25 per employee tax when the Modified Business Tax comes online, effective October 1, 2003. [See Notes 10 and 11]

[10-04] S.B. 8 (20th S.S.) imposes tax on gross payroll of a business less a deduction for health care provided to employees, effective October 1, 2003. Tax rate is 0.70% in FY 2004 and 0.65% in FY 2005.

[11-04] S.B. 8 (20th S.S.) imposes tax of 2.0% on gross payroll of a financial institution less a deduction for health care provided to employees, effective October 1, 2003.

[12-04] S.B. 8 (20th S.S.) imposes excise tax on each bank of $7,000 per year ($1,750 per quarter) on each branch office, effective January 1, 2004.

[13-04] S.B. 8 (20th S.S.) imposes tax of $1.30 per $500 of value on the transfers of real property, effective October 1, 2003.

[14-04] S.B.2 and A.B. 4 (20th S.S.) makes changes to the rates and structure of the fees collected from entities filing with the Secretary of State's office, effective September 1, 2003 for Securities and UCC fee increases and November 1, 2003 for changes to commercial recording fees.

[15-04] S.B. 428 (2003 Session) increases real estate salesman, broker-salesman, & broker licensing fees by $20 for an original license and $10 for renewal of license (original & renewal license fee varies depending on type of license), effective July 1,

[16-04] A.B. 493 (2003 Session) established that revenues from fees collected by the Division of Financial Institutions of the Department of Business & Industry will be deposited in a separate fund to pay the expenses related to the operations of the Commissioner of Financial Institutions and the Division of Financial Institutions, effective January 1, 2004. Previously, the revenues from the fees were deposited in the State General Fund.

[17-04] A.B. 550 (2003 Session) increased state's portion of the fee for issuing copy of a birth certificate by $2 and fee for issuing copy of death certificate by $1, effective October 1, 2003

[18-04] S.B. 504 (2003 Session) transferred the State Printing Division of the Department of Administration to the Legislative Counsel Bureau and all debt to the State General Fund was forgiven, effective July 1, 2003.

[19-04] Beginning in FY 2004, the portion of the fees collected by the Real Estate Division for Real Estate Testing Fees that belong to the general fund are transferred from Category 28 in BA 3823 to GL 4741 in the General Fund. Previously, the revenue from these fees were reverted to the General Fund at the end of the fiscal year.

FY 2006

[1-06] S.B. 357 (2005 Session) allocates $1 per slot machine per quarter in FY 2006 and $2 per slot machine per quarter in FY 2007 from the quarterly fee imposed on restricted and nonrestricted slot machines and sunsets effective June 30, 2007. A total of $822,000 in FY 2006 and $1,678,000 is projected to be deposited in the Account to Support Programs for the Prevention and Treatment of Problem Gambling. (FY 2006: $84,666 - Restricted; $737,334 - Nonrestricted and FY 2007: $172,834 - Restricted; $1,505,166 - Nonrestricted)

[2-06] A.B. 554 (2005 Session) lowers the occupancy threshold from 300 to 200, effective July 1, 2005. Estimated to generate $3,600,000 in FY 2006 and FY 2007.

[3-06] S.B. 3 (22nd S.S.) provides an exemption for entities that have four or fewer rental dwelling units. Estimated to reduce collections by $2,975,000 in FY 2006 and $3,060,000 in FY 2007.

[4-06] S.B. 3 (22nd S.S.) allows an entity operating a facility where craft shows, exhibitions, trade shows, conventions, or sporting events to pay the Business License Fee for entities not having a business license as an annual flat fee of $5,000 or on a $1.25 times the number entities without a business license times the number days of the show basis. Estimated to generate $134,420 in FY 2006 and $158,884 in FY 2007.

[5-06] S.B. 391 (2005 Session) replaces the NAICS-based approach for defining a financial institution with a structure based on a state or federal licensing or regulatory requirement for conducting financial activities. Collection agencies and pawn shops are not included as financial institutions, but as nonfinancial businesses. The changes are estimated to reduce MBT-Financial collections by $1,801,800 in FY 2006 and $2,047,500 in FY 2007 and increase MBT-Nonfinancial collections by $584,168 in FY 2006 and $621,237 in FY 2007. Net effect is a reduction in total MBT collections of $1,217,632 in FY 2006 and $1,426,263 in FY 2007.

[6-06] S.B. 523 (2005 Session) reduces the MBT-Nonfinancial institutions tax rate from 0.65% to 0.63% from July 1, 2005 to June 30, 2007. Estimated to reduce collections by $6,978,000 in FY 2006 and $7,450,000 in FY 2007.

[7-06] S.B. 3 (22nd S.S.) provides an exemption for the first branch bank operated by a bank in each county, replacing the previous exemption for one branch bank only. Estimated to reduce collections by $441,000 in FY 2006 and FY 2007.

[8-06] S.B. 390 (2005 Session) increases the collection allowance provided to Clark County and Washoe County from 0.2% to 1.0%, effective July 1, 2005, which makes the collection allowance 1.0% in all 17 counties. Estimated to reduce collections by $1,056,292 in FY 2006 and $1,022,504 in FY 2007.

[9-06] S.B. 4 (22nd S.S.) allocates $7,600,000 of the Unclaimed Property revenues collected by the State Treasurer to the Millennium Scholarship Trust Fund in FY 2006 and FY 2007.

FY 2008

[1-08] Per the June 30, 2007, sunset provision of S.B. 357 (2005 Session), the $2 per slot machine per quarter allocated from the quarterly license fee imposed on restricted and nonrestricted slot machines to the Account to Support Programs for the Prevention and Treatment of Problem Gambling ceases and the full amount collected from the quarterly slot fees remains in the General Fund.

[2-08] Per the A.B. 554 (2005 Session), race events that are part of the National Association of Stock Car Auto Racing (NASCAR) Nextel Cup series and all races associated with such an event are exempt from the LET, effective July 1, 2007.

[3-08] Per the sunset provision of S.B. 523 (2005 Session), the MBT-Nonfinancial institutions tax rate increases to 0.65% from 0.63%, effective July 1, 2007.

[4-08] S.B. 165 (2005 Session) requires the State General Fund portion of the petroleum inspection fees imposed pursuant to NRS 590.120 to be deposited into a separate account for use by the Department of Agriculture, effective July 1, 2007.

GENERAL FUND REVENUES - ECONOMIC FORUM DECEMBER 3, 2014 FORECAST
ACTUAL: FY 2012 THROUGH FY 2014 AND FORECAST: FY 2015 THROUGH FY 2017
ECONOMIC FORUM'S FORECAST FOR FY 2015, FY 2016, AND FY 2017 APPROVED AT THE DECEMBER 3, 2014, MEETING

DESCRIPTION	FY 2012 ACTUAL	% Change	FY 2013 ACTUAL	% Change	FY 2014 ACTUAL	% Change	ECONOMIC FORUM DECEMBER 3, 2014 FORECAST					
							FY 2015 FORECAST	% Change	FY 2016 FORECAST	% Change	FY 2017 FORECAST	% Change

FY 2009

[1A-09] S.B. 2 (25th S.S.) reduced the collection allowance provided to taxpayer for collecting and remitting sales and use taxes to the State from 0.5% to 0.25% effective January 1, 2009 and ending on June 30, 2009. During the six months the reduction in the collection allowance is effective in FY 2009, it is estimated that the change will generate $1,087,145 for the State 2% Sales Tax.

[1B-09] S.B. 2 (25th S.S.) reduced the collection allowance provided to taxpayer for collecting and remitting sales and use taxes from 0.5% to 0.25% effective January 1, 2009 and ending on June 30, 2009. During the six months the reduction in the collection allowance is effective in FY 2009, it is estimated that the General Fund commission of 0.75% retained by the state for collecting and distributing the LSST, BCCRT, SCCRT, and Local Option taxes (LOPT) will generate the following additional General Fund revenue: LSST - $8,859; BCCRT - $1,968; SCCRT - $6,893; and LOPT - $4,275.

[2-09] S.B. 2 (25th S.S.) reduced the collection allowance provided to taxpayer for collecting and remitting cigarette taxes, liquor taxes, and other tobacco taxes to the state from 0.5% to 0.25% effective January 1, 2009 and ending on June 30, 2009. During the six months the reduction in the collection allowance is effective in FY 2009, it is estimated to generate the following additional General Fund revenue: Cigarette Tax - $125,955; Liquor Tax - $50,412, and Other Tobacco Tax - $11,209.

[3-09] S.B. 2 (25th S.S.) requires the advance payment on the Net Proceeds of Minerals Tax in FY 2009 based upon estimated net proceeds for the current calendar year. The provisions of S.B. 2 also apply to FY 2010 and FY 2011, but the Net Proceeds of Minerals Tax reverts back to the former method (based on previous calendar year) of taxing net proceeds on July 1, 2011. Based on S.B. 2, the Economic Forum's December 1 estimates for Net Proceeds of Minerals Tax for FY 2010 will be collected in FY 2009 and FY 2011 will be collected in FY 2010. Thus, S.B. 2 is estimated to increase FY 2009 Net Proceeds of Minerals Tax collections by $28,000,000 and decrease FY 2010 collections by $1,500,000 ($26,500,000 - $28,000,000). There is no revenue impact on FY 2011 as the Net Proceeds of Minerals Tax is estimated to remain at $26,500,000 in FY 2011.

[4-09] S.B. 2 (25th S.S.) requires that 1% of the 4% recovery surcharge retained by short-term car rental companies as reimbursement for costs of vehicles licensing fees and taxes to be deposited in the State General Fund effective January 1, 2009, and ending June 30, 2009. During the six months that the transfer of 1% of the 4% recovery surcharge to the General Fund is effective in FY 2009, it is estimated that it will generate additional General Fund revenue of $1,779,910.

[5-09] A.B. 549 redirects $7,600,000 to the General Fund of the Unclaimed Property revenues collected by the State Treasurer from the Millennium Scholarship Trust Fund in FY 2009.

FY 2010

NOTE: Revenue amounts listed in the footnotes for FY 2010 based on legislative actions during the 2009 Session were prepared by the Fiscal Analysis Division using the Economic Forum's forecasts for FY 2010 and FY 2011 produced at its May 1, 2010, meeting. For those revenues for which revised forecasts were produced during January 2010, the effect of the legislative adjustment is included into the revised forecasts for the major General Fund revenue forecasts approved by the Economic Forum at its January 22, 2010, meeting, and the consensus General Fund revenue forecasts for minor revenue sources prepared by the Fiscal Analysis Division and the Budget Division.

[1-10] A.B. 552 lowered the collection allowance provided to a taxpayer for collecting and remitting sales and use taxes from 0.5% to 0.25%, effective July 1, 2009. A.B. 552 also increased the General Fund commission retained by the Department of Taxation for collecting and distributing the sales and use taxes generated by the BCCRT, SCCRT, and local option taxes (did not apply to the LSST) from 0.75% to 1.75%, effective July 1, 2009. Collectively, these changes are estimated to generate an additional $16,031,800 in FY 2010 and $16,679,000 in FY 2011. [FY 2010 - State 2%: $2,007,000 (TCA); LSST: $1,037,700 (TCA); BCCRT: $1,946,000 (GFC) + $3,700 (TCA); SCCRT: $6,806,700 (GFC) + $12,800 (TCA); LOPT: $4,210,000 (GFC) + $7,900 (TCA) and FY 2011 - State 2%: $2,049,700 (TCA); LSST: $1,081,400 (TCA); BCCRT: $2,028,000 (GFC) + $3,800 (TCA); SCCRT: $7,093,600 (GFC) + $13,300 (TCA); LOPT: $4,400,900 (GFC) + $8,300 (TCA) where GFC represents amount due to General Fund Commission rate change and TCA represents amount due to Taxpayer Collection Allowance change.]

[2-10] S.B. 429 changed the structure and tax rate for the Modified Business Tax on General Business (nonfinancial institutions) by creating a two-tiered tax rate in lieu of the single rate of 0.63%, effective July 1, 2009. Under S.B. 429, a nonfinancial business pays a tax rate of 0.5% on all taxable wages (gross wages less allowable health care expenses) up to $62,500 per quarter, and a rate of 1.17% on taxable wages exceeding $62,500 per quarter. Estimated to generate an additional $173,330,000 in FY 2010 and $172,393,400 in FY 2011. The change to the MBT-General Business sunsets effective June 30, 2011.

[3-10] A.B. 552 lowered the collection allowance provided to a taxpayer for collecting & remitting cigarette taxes from 0.5% to 0.25%, effective July 1, 2009. This change is estimated to generate an additional $236,200 in FY 2010 and $237,300 in FY 2011.

[4-10] Initiative Petition 1 (IP1) approved by the 2009 Legislature and allowed to become law by the Governor imposes up to an additional 3% room tax in Clark and Washoe counties but not to exceed a total combined rate of 13% in any area of each county, effective July 1, 2009. Under IP1, the revenue from the room tax is deposited in the State General Fund for FY 2010 and FY 2011 and is dedicated to K-12 education beginning in FY 2012.

[5-10] S.B. 429 increases the depreciation rates for autos and trucks by 10% in the schedules used to determine the value of a vehicle for the purposes of calculating the Governmental Services Tax (GST) due, effective September 1, 2009. The portion of the GST generated from the depreciation schedule change is allocated to the State General Fund, which is estimated to generate $42,842,800 in FY 2010 and $51,411,300 in FY 2011. Under S.B. 429, additional revenue generated from the GST is deposited in the General Fund until FY 2013 and is then deposited in the State Highway Fund beginning in FY 2014.

[6-10] S.B. 429 increases the Business License Fee (BLF) by $100 to $200 for initial and annual renewals, effective July 1, 2009. Effective October 1, 2009, A.B. 146 transfers the BLF to the Secretary of State from the Department of Taxation as part of the business portal program and requires all entities filing with the Secretary of State under Title 7 to pay the initial and annual renewal $200 BLF. It is estimated to generate an additional $38,254,800 in FY 2010 and $44,802,600 in FY 2011. Under S.B. 429, the $100 increase in the BLF sunsets effective June 30, 2011.

[7-10] A.B. 552 lowered the collection allowance provided to a taxpayer for collecting and remitting liquor taxes from 0.5% to 0.25%, effective July 1, 2009. Estimated to generate an additional $100,400 in FY 2010 and $102,800 in FY 2011.

[8-10] A.B. 552 lowered the collection allowance provided to a taxpayer for collecting and remitting other tobacco taxes from 0.5% to 0.25%, effective July 1, 2009. Estimated to generate an additional $23,560 in FY 2010 and $24,270 in FY 2011.

[9-10] Effective July 1, 2009, S.B. 53 requires fees collected for expedite services provided by the Secretary of State to business entities to be deposited in the State General Fund. Estimated to generate $2,272,569 in FY 2010 and $1,818,056 in FY 2011.

[10-10] Effective October 1, 2009, S.B. 234 increases the state rate imposed on the short-term rental of a vehicle from 6.0% to 10.0% with the proceeds equivalent to 9.0% deposited in the General Fund and 1.0% deposited in the Highway Fund (maintains provisions of A.B. 595 from the 2007 Session). S.B. 234 eliminates the 4.0% recovery surcharge and allows short-term car rental companies to impose a surcharge to recover their vehicle licensing and registration costs. Estimated to generate an additional $9,883,900 in FY 2010 and $13,565,000 in FY 2011.

[11-10] A.B. 480 increases various fees collected by the State Engineer for examining and filing applications and issuing and recording permits, effective July 1, 2009. Estimated to generate an additional $900,000 in FY 2010 and FY 2011.

[12-10] A.B. 562 redirects $3,800,000 to the General Fund of the Unclaimed Property revenues collected by the State Treasurer to the Millennium Scholarship Trust Fund in FY 2010 and FY 2011.

[13-10] A.B. 543 requires Clark County and Washoe County to allocate the equivalent of 4-cents worth of property tax generated from their operating rate to the State General Fund in FY 2010 and FY 2011. Estimated to generate $36,010,800 in FY 2010 and $32,446,600 in FY 2011. (Clark County: $30,380,500 - FY 2010 and $27,329,100 - FY 2011) (Washoe County: $5,630,300 - FY 2010 and $5,117,500 - FY 2011)

[14-10] A.B. 543 requires Clark County and Washoe County to allocate the equivalent of 3.8 cents in FY 2010 and 3.2 cents in FY 2011 worth of property tax generated from the capital rate imposed pursuant to NRS 354.59815 to the State General Fund in FY 2010 and FY 2011. Estimated to generate $34,210,300 in FY 2010 and $25,957,300 in FY 2011. (Clark County: $28,861,500 - FY 2010 and $21,863,300 - FY 2011) (Washoe County: $5,348,800 - FY 2010 and $4,094,000 - FY 2011)

[15-10] S.B. 431 requires a portion of the revenue generated from the state 3/8 of 1% room tax revenue provided to the Nevada Commission on Tourism to be allocated to the State General Fund in FY 2010 and FY 2011. Estimated to generate $2,334,563 in FY 2010 and $3,265,434 in FY 2011.

[16-10] A.B. 531 requires the portion of the revenue generated from Court Administrative Assessment Fees to be deposited in the State General Fund, effective July 1, 2009. Estimated to generate $4,763,532 in FY 2010 and $6,133,023 in FY 2011.

[17-10] S.B. 431 requires the transfer of the estimated residual amount of revenue generated from Insurance Verification Fees to the State General Fund in FY 2010 and FY 2011. Estimated to generate $7,000,000 in FY 2010 and $6,000,000 in FY 2011.

[18-10] S.B. 431 requires the transfer of $25,199,365 in FY 2010 and $22,970,977 in FY 2011 from the Supplemental Account for Medical Assistance to Indigent Persons created in the Fund for Hospital Care to Indigent Persons to the State General Fund.

GENERAL FUND REVENUES - ECONOMIC FORUM DECEMBER 3, 2014 FORECAST
ACTUAL: FY 2012 THROUGH FY 2014 AND FORECAST: FY 2015 THROUGH FY 2017
ECONOMIC FORUM'S FORECAST FOR FY 2015, FY 2016, AND FY 2017 APPROVED AT THE DECEMBER 3, 2014, MEETING

DESCRIPTION	FY 2012 ACTUAL	% Change	FY 2013 ACTUAL	% Change	FY 2014 ACTUAL	% Change	ECONOMIC FORUM DECEMBER 3, 2014 FORECAST					
							FY 2015 FORECAST	% Change	FY 2016 FORECAST	% Change	FY 2017 FORECAST	% Change

FY 2010 - Continued: Notes 19 to 30 represent legislative actions approved during the 26th Special Session in February 2010.

[19-10] Based on information provided to the Fiscal Analysis Division regarding the amount of net proceeds that would be reported to the Department of Taxation on March 1, 2010, pursuant to NRS 362.115 for calendar year 2009 for FY 2010 and information on estimated mining operations for calendar year 2010 and 2011, the Fiscal Analysis Division produced a revised estimate for FY 2010 and FY 2011 for Net Proceeds of Minerals Tax of $71,700,000 and $62,100,000, respectively. These revised estimates were $31,700,000 and $27,100,000 higher than the consensus forecast prepared by the Budget Division/Fiscal Analysis Division on February 1, 2010 of $40,000,000 for FY 2010 and $35,000,000 for FY 2011.

[20-10] Section 47 of A.B. 6 (26th S.S.) creates a new annual Mining Claims Fee based on a progressive graduated fee per mining claim associated with the total number of mining claims held by an enity in Nevada. This new Mining Claims Fee is estimated to generate $25,700,000 in FY 2011 only as the fee is scheduled to sunset effective June 30, 2011.

[21-10] The Division of Insurance of the Department of Business and Industry is required to implement a program to perform desk audits of tax returns submitted by insurance companies when filing for the Insurance Premium Tax. This program is estimated to generate an additional $10,000,000 in Insurance Premium Tax collections in FY 2011.

[22-10] Section 64 of A.B. 6 (26th S.S.) requires the Department of Taxation to conduct a tax amnesty program from July 1, 2010 to September 30, 2010 for all taxes that are required to be reported and paid to the Department. It is estimated that the tax amnesty program will generate $10,000,000 in FY 2011 from all the different applicable taxes, but an estimate of additional revenue expected from each individual revenue source was not prepared.

[23-10] A.B. 6 (26th S.S.) increased various fees authorized or imposed in NRS associated with activities of the Secretary of State's Office related to securities, commercial recordings, & UCC filing requirements as well as changed the allocation of the portion to the State General Fund for fees associated with notary training and domestic partnerships. The changes were estimated to generate the following amounts in FY 2010 & FY 2011: UCC: $155,200 - FY 2010 and $465,600 - FY 2011; Commercial Recordings: $354,342 - FY 2010 and $1,063,027 - FY 2011; Notary Fees: $0 - FY 2010 and $153,600 - FY 2011; Securities: $855,314 - FY 2010 and $4,860,193 - FY 2011; and Domestic Partnerships: $0 - FY 2010 and $50,000 - FY 2011.

[24-10] Section 45 of A.B. 6 (26th S.S.) increases the license fee from 4% to 6% on the gross receipts from admission fees to a live contest or exhibition of unarmed combat, effective July 1, 2010. This fee increase is estimated to generate $1,250,000 in additional revenue for FY 2011.

[25-10] A.B. 6 (26th S.S.) requires the current fees specified in NRS 440.700 associated with birth and death certificates to continue to be collected by the State Registrar until the State Registrar establishes new higher fees through regulation. The higher fees imposed through regulation are expected to be effective July 1, 2010, and are estimated to generate an additional $368,511 in revenue for FY 2011.

[26-10] Section 31 of A.B. 6 (26th S.S.) imposes a new fee of $150 per notice of default or election to sell with the proceeds deposited in the State General Fund, effective April 1, 2010. This new notice of default fee is estimated to generate additional General Fund revenue of $2,760,000 in FY 2010 and $11,040,000 in FY 2011.

[27-10] Section 36 of A.B. 6 (26th S.S.) requires the Legislative Commission to transfer the first $100,000 in revenue collected from lobbyist registration fees imposed pursuant to NRS 218H.500 to the State General Fund. The $100,000 transfer to the General Fund is for FY 2011 only as the provisions sunset on June 30, 2011.

[28-10] Section 34 of A.B. 6 (26th S.S.) increases the adminstrative assessment amount associated with misdemeanor violation fines by $5 effective upon passage and approval of A.B. 6 (March 12, 2010). The proceeds from the additional $5 adminstrative assessment as part of the sentence for a violation of a misdemeanor are deposited in the State General Fund and is estimated to generate an additional $192,544 in FY 2010 and $2,310,530 in FY 2011.

[29-10] Based on information provided by the Treasurer's Office, the Fiscal Analysis Division revised the estimate for unclaimed property collections to be deposited in the State General Fund to $52,000,000 in FY 2010 and $58,081,000 in FY 2011. This revised forecast for unclaimed property proceeds yields an additional $4,018,000 in FY 2010 and $15,000,000 in FY 2011 above the February 1, 2010, consensus forecast of $47,919,000 for FY 2010 and $43,081,000 for FY 2011 prepared by the Budget Division/Fiscal Division based on information provided by the Treasurer's Office.

[30-10] Section 1 of A.B. 3 (26th S.S.) redirects the full $7,600,000 to the General Fund of the Unclaimed Property revenues collected by the State Treasurer from the Millennium Scholarship Trust Fund in FY 2010 and FY 2011. A.B. 562 (75th Session) redirected $3,800,000 to the General Fund of the Unclaimed Property revenues collected by the State Treasurer to the Millennium Scholarship Trust Fund in FY 2010 and FY 2011. The net effect of the provisions of A.B 3 is an additional $3,800,000 in General Fund revenue in FY 2010 and FY 2011 from unclaimed property proceeds.

FY 2011

[1-11] The Treasurer's Office provided the Budget Division of the Department of Administration and the Fiscal Analysis Division of the Legislative Counsel Bureau with information on additional unclaimed property for FY 2011, based on more complete information that became available after the Economic Forum May 2, 2011, meeting on actual unclaimed property remitted to the Treasurer's Office. Treasurer's Office estimated an additional $13,630,561 for FY 2011.

FY 2012

[1-12] S.B. 493 clarifies and eliminates certain deductions allowed against gross proceeds to determine net proceeds for the purpose of calculating the Net Proceeds of Minerals Tax liability. All of the deduction changes are effective beginning with the NPM tax payments due in FY 2012 based on calendar year 2012 mining activity and are permanent, except for the elimination of the deduction for health and industrial insurance expenses, which are effective for FY 2012 and FY 2013 only. Deduction changes are estimated to generate $11,919,643 in addtional revenue in both FY 2012 and FY 2013.

[2-12] A.B. 561 extends the June 30, 2011, sunset (approved in S.B. 429 (2009)) to June 30, 2013, on the Net Proceeds of Minerals Tax, which continues the payment of taxes in the current fiscal year based on the estimated net proceeds for the current calendar year with a true-up against actual net proceeds for the calendar year in the next fiscal year. The two-year extension of the sunset is estimated to yield $69,000,000 in FY 2012 only as tax payments are required in FY 2013 with or without the extension of the sunset.

[3-12] S.B 493 repeals the Mining Claims Fee, approved in A.B. 6 (26th Special Session), requiring payment of the fee in FY 2011 only with the June 30, 2011, sunset. S.B. 493 establishes provisions for entities that paid the Mining Claims Fee to apply to the Department of Taxation for a credit against their Modified Business Tax (MBT) liability or for a refund. No estimate of the impact in FY 2012 and FY 2013 from Mining Claims Fee credits was prepared so no adjustment was made to the Economic Forum May 2, 2011 forecast for MBT - Nonfinancial tax collections.

[4-12] Extension of the sunset on the 0.35% increase in the Local School Support Tax (LSST) in A.B. 561 from June 30, 2011, to June 30, 2013 generates additional revenue from the 0.75% General Fund Commission assessed against LSST proceeds before distribution to school districts in each county. Estimated to generate $1,052,720 in FY 2012 and $1,084,301 in FY 2013.

[5-12] A.B. 500 reduces the portion of the quarterly licensing fees imposed on restricted and non-restricted slot machines from $2 to $1 per slot machine that is dedicated to the Account to Support Programs for the Prevention and Treatment of Problem Gambling. The other $1 is deposited in the State General Fund in FY 2012 and FY 2013, due to the June 30, 2013, sunset in A.B. 500. Estimated to generate $682,982 in FY 2012 and $692,929 in FY 2013 from non-restricted slot machines and $75,970 in FY 2012 and $77,175 in FY 2013 from restricted slot machines.

[6-12] A.B. 561 changes the structure and tax rate for the Modified Business Tax on General Business (nonfinancial institutions) for FY 2012 and FY 2013 by exempting taxable wages (gross wages less allowable health care expenses) paid by an employer to employees up to and including $62,500 per quarter and taxable wages exceeding $62,500 per quarter are taxed at 1.17%, effective July 1, 2011. These provisions for the MBT-General Business sunset effective June 30, 2013, at which time the tax rate will be 0.63% on all taxable wages per quarter. Estimated to generate an additional $117,981,497 in FY 2012 and $119,161,117 in FY 2013.

[7-12] A.B. 561 extends the sunset from June 30, 2011, (approved in S.B. 429 (2009 Session)) to June 30, 2013, on the $100 increase in the Business License Fee (BLF) from $100 to $200 for the initial and annual renewal. Estimated to generate an additional $29,949,000 in FY 2012 and $30,100,000 in FY 2013.

[8-12] A.B. 561 requires the 1% portion of the 10% Short-term Car Rental Tax, currently dedicated to the State Highway Fund based on A.B. 595 (2007 Session), to be deposited in the State General Fund along with the other 9%. This change is effective July 1, 2011, and is permanent. Estimated to generate $4,402,222 in FY 2012 and $4,457,778 in FY 2013.

GENERAL FUND REVENUES - ECONOMIC FORUM DECEMBER 3, 2014 FORECAST
ACTUAL: FY 2012 THROUGH FY 2014 AND FORECAST: FY 2015 THROUGH FY 2017
ECONOMIC FORUM'S FORECAST FOR FY 2015, FY 2016, AND FY 2017 APPROVED AT THE DECEMBER 3, 2014, MEETING

DESCRIPTION	FY 2012 ACTUAL	% Change	FY 2013 ACTUAL	% Change	FY 2014 ACTUAL	% Change	ECONOMIC FORUM DECEMBER 3, 2014 FORECAST					
							FY 2015 FORECAST	% Change	FY 2016 FORECAST	% Change	FY 2017 FORECAST	% Change

FY 2012 (continued)

[9-12] The Legislature approved funding for the State Treasurer's Office to use a subscription rating service to allow for more effective investment in corporate securities, which is anticipated to generate additional interest income from the Treasurer's Office investment of the State General Fund. Estimated to generate $105,313 in FY 2012 and $244,750 in FY 2013.

[10-12] S.B. 503 requires the proceeds from the commission retained by the Department of Motor Vehicles from the amount of Governmental Services Tax (GST) collected and any penalties for delinquent payment of the GST to be transferred to the State General Fund in FY 2012 and FY 2013. S.B. 503 specifies that the amount transferred shall not exceed $20,894,228 from commissions and $4,672,213 from penalties in both FY 2012 and FY 2013.

[11-12] A.B. 219 requires 75 percent of the value of expired slot machine wagering vouchers retained by nonrestricted gaming licensees to be remitted to the Gaming Commission for deposit in the State General Fund on a quarterly basis. Based on the expiration period of 180 days for slot machine wagering vouchers and the effective date of July 1, 2011, only one quarterly payment will be made in FY 2012 with four quarterly payments made in FY 2013 and going forward. Estimated to generate $3,332,750 in FY 2012 and $13,331,000 in FY 2013.

[12-12] A.B. 529 requires transfer of $19,112,621 in FY 2012 and $19,218,718 in FY 2013 from the Supplemental Account for Medical Assistance to Indigent Persons in the Fund for Hospital Care to Indigent Persons to the State General Fund.

[13-12] A.B. 531 (2009 Session) requires the deposit of the portion of the revenue generated from Court Administrative Assessment Fees to be deposited in the State General Fund.

[14-12] S.B. 136 reduces the period from 3 to 2 years after which certain types of unclaimed property is presumed to be abandoned if the holder of the property reported holding more than $10 million in property presumed to be abandoned for the most recent report filed with the Treasurer's Office. Based on the Treasurer's Office analysis of the entities subject to this change, it was estimated that there would be net gain in unclaimed property receipts in FY 2012 of $30,594,750, but a net loss in FY 2013 of $33,669,923.

FY 2014: Represents legislative actions approved during the 2013 Legislative Session.

[1-14] S.B. 475 extends the June 30, 2013, sunset (approved in A.B. 561 (2011)) to June 30, 2015, on the Net Proceeds of Minerals Tax, which continues the payment of taxes in the current fiscal year based on the estimated net proceeds for the current calendar year with a true-up against actual net proceeds for the calendar year in the next fiscal year. The two-year extension of the sunset is estimated to yield $88,295,000 in FY 2014 as tax payments are required in FY 2015 with or without the extension of the sunset. The extension of the sunset is also estimated to generate an additional $2,936,000 in FY 2015 as the difference between Economic Forum forecast for FY 2015, based on elimination of the sunset, and the estimate based on the extension of the sunset approved in S.B. 475.

[2-14] S.B. 475 extends the June 30, 2013, sunset (approved in S.B. 493 (2011)) to June 30, 2015, that eliminates health and industrial insurance deductions allowed against gross proceeds to determine net proceeds for the purpose of calculating the Net Proceeds of Minerals (NPM) tax liability. These deduction changes are effective for the NPM tax payments due in FY 2014 and FY 2015. The health and industrial insurance deduction changes are estimated to generate $7,393,000 in addtional revenue in FY 2014 and $9,741,000 in FY 2015.

[3-14] Extension of the sunset on the 0.35% increase in the Local School Support Tax (LSST) in S.B. 475 from June 30, 2013, to June 30, 2015, generates additional revenue from the 0.75% General Fund Commission assessed against LSST proceeds before distribution to school districts in each county. Estimated to generate $1,226,600 in FY 2014 and $1,294,100 in FY 2015.

[4-14] S.B. 475 changes the structure and tax rate for the Modified Business Tax on General Business (nonfinancial institutions) for FY 2014 and FY 2015 by exempting taxable wages (gross wages less allowable health care expenses) paid by an employer to employees up to and including $85,000 per quarter and taxable wages exceeding $85,000 per quarter are taxed at 1.17%, effective July 1, 2013. The taxable wages exemption threshold was $62,500 per quarter for FY 2012 and FY 2013, based on A.B. 561 (2011). These provisions in S.B. 475 for the MBT-General Business sunset effective June 30, 2015, at which time the tax rate will be 0.63% on all taxable wages per quarter. Estimated to generate an additional $113,501,000 in FY 2014 and $120,572,000 in FY 2015.

[5-14] A.B. 491 requires the portion of the Governmental Services Tax (GST) generated from the 10% depreciation schedule change, approved in S.B. 429 (2009), to continue to be allocated to the State General Fund for FY 2014 and FY 2015, instead of the State Highway Fund as approved in S.B. 429 (2009). Under A.B. 491, the additional revenue generated from the GST depreciation schedule change is required to be deposited in the State Highway Fund beginning in FY 2016. The GST depreciation schedule change is estimated to generate $64,224,000 in FY 2014 and $65,134,000 in FY 2015.

[6-14] S.B. 475 extends the sunset from June 30, 2013, (approved in A.B. 561 (2011)) to June 30, 2015, on the $100 increase in the Business License Fee (BLF) from $100 to $200 for the initial and annual renewal. Estimated to generate an additional $31,273,000 in FY 2014 and $31,587,000 in FY 2015.

[7-14] S.B. 470 increases certain existing fees and imposes a new fee collected by the Commission on Postsecondary Education from certain private postsecondary educational institutions. The fee changes are estimated to generate an additional $86,675 in FY 2014 and $80,700 in FY 2015.

[8-14] A.B. 449 requires revenue from fees for vital statistics collected by the Health Division of the Department of Health and Human Services to be retained by the division and not deposited in the State General Fund, beginning in FY 2014. Estimated to result in a reduction of General Fund revenue of $1,027,500 in FY 2014 and $1,007,300 in FY 2015.

[9-14] A.B. 404 repeals provisions requiring that advertisements or offers for sale of timeshares within Nevada be filed with the Real Estate Division of the Department of Business & Industry, effective July 1, 2014. This bill additionally repeals the filing fee that was required to be paid to the Division for this purpose.

[10-14] S.B. 468 increases various fees and requires the revenue from the fees collected by the State Water Engineer of the Department of Conservation and Natural Resources (DCNR) to be deposited in the Water Distribution Revolving Account for use by the Division of Water Resources of DCNR and not deposited in the State General Fund, beginning in FY 2014. Estimated to result in a reduction of General Fund revenue of $2,600,000 in FY 2014 and FY 2015.

[11-14] Section 23 of S.B. 521 allows the Fleet Services Division of the Department of Administration to use revenues from intergovernmental transfers to the State General Fund for the repayment of $2.5 million that was appropriated to the Division for the purchase of a building in Las Vegas. The legislatively approved repayment from the Division to the State General Fund is $83,332 in FY 2014 and $125,000 in FY 2015, with an annual repayment of $125,000 each year through FY 2035.

[12-14] A.B. 491 requires the proceeds from the commission retained by the Department of Motor Vehicles from the amount of Governmental Services Tax (GST) collected and any penalties for delinquent payment of the GST to be transferred to the State General Fund in FY 2015 only. A.B. 491 specifies that the amount transferred shall not exceed $20,813,716 from commissions and $4,097,964 from penalties in FY 2015.

[13-14] Estimated portion of the revenue generated from Court Administrative Assessment Fees to be deposited in the State General Fund (pursuant to subsection 9 of NRS 176.059), based on the legislatively approved budget for the Court Administrative Assessment Fee revenues (pursuant to subsection 8 of NRS 176.059).

[14-14] Adjustment to the Statewide Cost Allocation amount included in the Legislature Approves budget after the May 1, 2013, approval of the General Fund revenue forecast by the Economic Forum.

FY 2016: Note 1 represents legislative actions approved during the 28th Special Session in September 2014.

[1-16] Assembly Bill 3 (28th S.S.) limits the amount of the home office credit that may be taken against the Insurance Premium Tax to an annual limit of $5 million, effective January 1, 2016. The home office credit is eliminated pursuant to this bill,